

HOSPITALITY TABLES

Jamestown

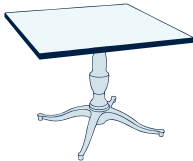
Seated Height - 29.5"*

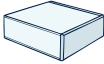
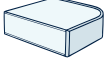
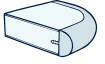


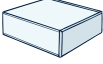
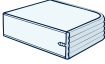
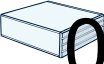


Round



Square



EDGE BAND / T-EDGE	ABS EDGE BAND	VINYL T-EDGE	EDGE BAND / T-EDGE
			
EB			
			
EBR		T8	T5
			
T4	AB	T10	P36

Size	Basic Model				
24dia	HTJ.D.24		519	657	551
30dia	HTJ.D.30		557	700	601
36dia	HTJ.D.36		663	811	712
42dia	HTJ.D.42	4-prong base*	795	949	863
48dia	HTJ.D.48	4-prong base*	852	1,011	934

Size	Basic Model				
24x24	HTJ.S.2424		508	523	539
30x30	HTJ.S.3030		542	560	581
36x36	HTJ.S.3636	4-prong base*	713	737	757
42x42	HTJ.S.4242	4-prong base*	768	797	827
48x48	HTJ.S.4848	4-prong base*	822	854	896

MODEL NUMBER

Basic Model + Edge

Example:

HTJ.S.4848.WD5R



TOP SURFACE FINISH

Groups 1 & 2 Laminate standard
Group 4 Laminate see upcharge column above
Group 5 Linoleum see upcharge column above
Other Laminate or Material quote required

Please visit www.surfaceworks.us/finishes to view current top surface finish selections.

BASE FINISH

P406 Black Wrinkle

EDGE FINISH




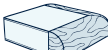
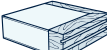






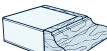
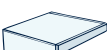





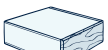


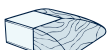
Please visit www.surfaceworks.us/finishes to view current edge finish selections.

*Due to the inconsistent nature of cast iron, actual table heights may vary +/- 0.5"

HOSPITALITY TABLES

Jamestown
Seated Height - 29.5"

PREMIUM MATERIAL UPCHARGES		
Group 4 Laminate	Group 5 Linoleum	SC Certified NAJUF Particleboard

EDGE-BAND	URETHANE EDGE	URETHANE EDGE	URETHANE EDGE	URETHANE EDGE	URETHANE EDGE	WOOD EDGE	WOOD EDGE	WOOD EDGE	WOOD EDGE
									
	MA1							WC1♦	
									
	MA3							WC2♦	WC5♦
									
	MA4	MA2	MT6	MC6	MP2			WC3♦	WD5♦
									
PK4	MA7	MT1	MT9	MP1	MP3	W2E	WB1	WC6♦	WF5♦

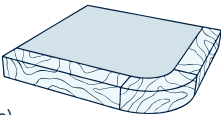
738	831	n/a	n/a	n/a	n/a	738	790	891	950	23	41	14
824	900	900	900	900	900	824	891	1,004	1,074	34	64	20
947	1,051	1,051	1,051	1,051	1,051	947	1,050	1,174	1,259	46	90	30
1,094	1,190	1,190	1,190	1,190	1,190	1,094	1,182	1,307	1,396	78	159	51
1,155	1,248	1,248	1,248	1,248	1,248	1,155	1,239	1,365	1,469	78	159	51

636	759	n/a	n/a	n/a	n/a	636	678	755	802	23	41	14
703	844	n/a	n/a	n/a	n/a	703	756	842	900	34	64	20
899	1,068	1,068	1,068	1,068	1,068	899	966	1,057	1,128	46	90	30
916	1,152	1,152	1,152	1,152	1,152	916	983	1,095	1,170	78	159	51
945	1,242	n/a	n/a	n/a	n/a	945	1,016	1,140	1,242	78	159	51

OPTIONS

Radius Corner Wood Edge
(available with edge models marked with ♦ above)

+324



Self-Leveling Glides

+63 (per table)

C
O
K
C
0
0
2
0
4

HOSPITALITY TABLES

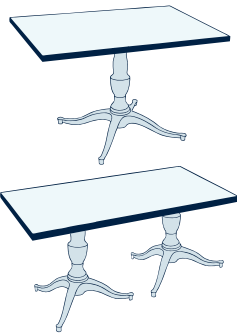
Jamestown

Seated Height - 29.5"*



EDGE BAND / T-EDGE	ABS EDGE BAND	VINYL T-EDGE	EDGE BAND / T-EDGE
EB			
EBR		T8	T5
T4	AB	T10	P36

Rectangle



Size	Basic Model				
24x30	HTJ.R.2430		525	542	558
24x36	HTJ.R.2436		592	610	631
24x42	HTJ.R.2442		605	624	646
24x48	HTJ.R.2448		611	631	655
24x60	HTJ.R.2460	2 bases	985	1,011	1,036
24x72	HTJ.R.2472	2 bases	1,021	1,050	1,079
24x84	HTJ.R.2484	2 bases	1,100	1,136	1,174
24x96	HTJ.R.2496	2 bases	1,146	1,186	1,232
30x36	HTJ.R.3036		609	628	650
30x42	HTJ.R.3042		628	652	674
30x48	HTJ.R.3048	4-prong base*	718	743	769
30x60	HTJ.R.3060	2 bases	1,028	1,057	1,092
30x72	HTJ.R.3072	2 bases	1,069	1,101	1,142
30x84	HTJ.R.3084	2 bases	1,186	1,227	1,280
30x96	HTJ.R.3096	2 bases	1,227	1,273	1,330
36x42	HTJ.R.3642	4-prong base*	740	767	790

MODEL NUMBER

Basic Model + Edge

Example:

HTJ.S.4848.WD5R



TOP SURFACE FINISH

Groups 1 & 2 Laminate standard
 Group 4 Laminate see upcharge column above
 Group 5 Linoleum see upcharge column above
 Other Laminate or Material quote required

Please visit www.surfaceworks.us/finishes to view current top surface finish selections.

BASE FINISH

P406 Black Wrinkle

EDGE FINISH






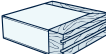






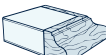



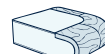
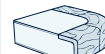
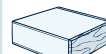
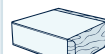


Please visit www.surfaceworks.us/finishes to view current edge finish selections.

*Due to the inconsistent nature of cast iron, actual table heights may vary +/- 0.5"

HOSPITALITY TABLES

Jamestown
Seated Height - 29.5"

PREMIUM MATERIAL UPCHARGES		
Group 4 Laminate	Group 5 Linoleum	SC Certified NAJUF Particleboard

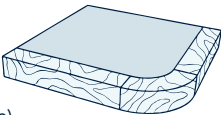
EDGE-BAND	URETHANE EDGE	URETHANE EDGE	URETHANE EDGE	URETHANE EDGE	URETHANE EDGE	WOOD EDGE	WOOD EDGE	WOOD EDGE	WOOD EDGE
	 MA1							 WC1♦	
	 MA3							 WC2♦	 WC5♦
	 MA4	 MA2	 MT6	 MC6	 MP2			 WC3♦	 WD5♦
	 MA7	 MT1	 MT9	 MP1	 MP3	 W2E	 WB1	 WC6♦	 WF5♦

656	752	n/a	n/a	n/a	n/a	656	697	776	826	30	51	17
737	849	849	849	849	849	737	770	883	920	33	60	18
793	n/a	n/a	n/a	n/a	n/a	793	854	928	990	42	80	27
804	908	n/a	n/a	n/a	n/a	804	867	961	1,030	42	80	27
1,218	1,325	1,325	1,325	1,325	1,325	1,218	1,285	1,385	1,467	52	99	32
1,281	1,416	n/a	n/a	n/a	n/a	1,281	1,353	1,463	1,550	60	120	38
1,361	n/a	n/a	n/a	n/a	n/a	1,361	1,434	1,543	1,639	78	159	51
1,408	n/a	n/a	n/a	n/a	n/a	1,408	1,484	1,590	1,687	78	159	51
790	n/a	n/a	n/a	n/a	n/a	790	847	937	1,003	41	75	26
819	924	n/a	n/a	n/a	n/a	819	886	978	1,047	52	99	32
928	1,041	n/a	n/a	n/a	n/a	928	996	1,095	1,156	52	99	32
1,262	1,412	n/a	n/a	n/a	n/a	1,262	1,334	1,434	1,514	61	125	40
1,330	1,494	1,494	1,494	1,494	1,494	1,330	1,415	1,516	1,613	73	149	49
1,448	n/a	n/a	n/a	n/a	n/a	1,448	1,534	1,634	1,746	95	199	64
1,490	n/a	n/a	n/a	n/a	n/a	1,490	1,577	1,676	1,797	95	199	64
933	n/a	n/a	n/a	n/a	n/a	933	998	1,091	1,163	60	120	38

OPTIONS

Radius Corner Wood Edge
(available with edge models marked with ♦ above)

+324



Self-Leveling Glides

+63 (per table)

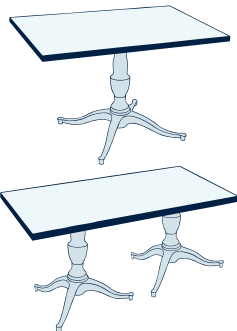
HOSPITALITY TABLES

Jamestown

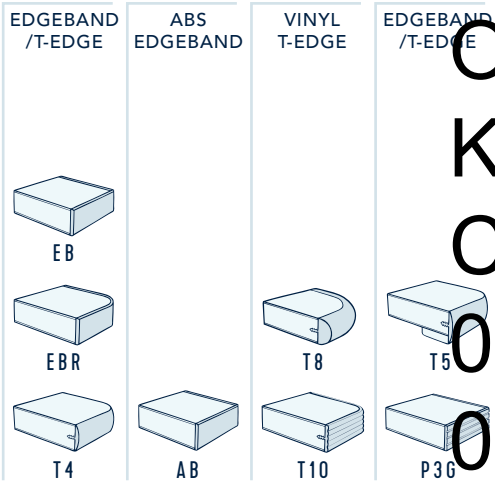
Seated Height - 29.5"*



Rectangle



Size	Basic Model		EDGE BAND /T-EDGE	ABS EDGE BAND	VINYL T-EDGE	EDGE BAND /T-EDGE
36x42	HTJ.R.3642	4-prong base*	EB			
36x48	HTJ.R.3648	4-prong base*	EBR			
36x60	HTJ.R.3660	2 bases	T4	AB	T10	T5
36x72	HTJ.R.3672	2 bases				P36
36x84	HTJ.R.3684	2 bases				
36x96	HTJ.R.3696	2 bases				



MODEL NUMBER

Basic Model + Edge

Example:

HTJ.S.4848.WD5R



TOP SURFACE FINISH

Groups 1 & 2 Laminate standard
Group 4 Laminate see upcharge column above
Group 5 Linoleum see upcharge column above
Other Laminate or Material quote required

Please visit www.surfaceworks.us/finishes to view current top surface finish selections.

BASE FINISH

P406 Black Wrinkle

EDGE FINISH




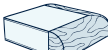
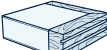



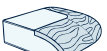


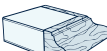
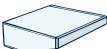

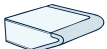







Please visit www.surfaceworks.us/finishes to view current edge finish selections.

*Due to the inconsistent nature of cast iron, actual table heights may vary +/- 0.5"

HOSPITALITY TABLES

Jamestown
Seated Height - 29.5"

PREMIUM MATERIAL UPCHARGES		
Group 4 Laminate	Group 5 Linoleum	SC Certified NAJUF Particleboard

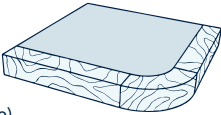
EDGE-BAND	URETHANE EDGE	URETHANE EDGE	URETHANE EDGE	URETHANE EDGE	URETHANE EDGE	WOOD EDGE	WOOD EDGE	WOOD EDGE	WOOD EDGE
	 MA1							 WC1♦	
	 MA3							 WC2♦	 WC5♦
	 MA4	 MA2	 MT6	 MC6	 MP2			 WC3♦	 WD5♦
 PK4	 MA7	 MT1	 MT9	 MP1	 MP3	 W2E	 WB1	 WC6♦	 WF5♦

933	n/a	n/a	n/a	n/a	n/a	933	998	1,091	1,163	60	120	38
972	n/a	n/a	n/a	n/a	n/a	972	1,043	1,139	1,200	60	120	38
1,318	1,484	n/a	n/a	n/a	n/a	1,318	1,398	1,490	1,574	73	149	49
1,391	1,571	n/a	n/a	n/a	n/a	1,391	1,477	1,582	1,689	86	178	54
1,493	n/a	n/a	n/a	n/a	n/a	1,493	1,589	1,686	1,800	112	238	75
1,533	n/a	n/a	n/a	n/a	n/a	1,533	1,630	1,731	1,861	112	238	75

OPTIONS

Radius Corner Wood Edge
(available with edge models marked with ♦ above)

+324



Self-Leveling Glides

+63 (per table)


HOSPITALITY TABLES

Jamestown

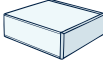
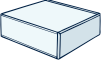
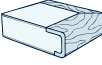
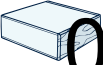
Versa-Shape



Versa-Shape



Size	Basic Model						
36x36 to 51dia	HTJ.VS.3636	4-prong base*	1,490	1,818	2,043	2,777	

EDGE-BAND	ABS EDGEBAND	URETHANE EDGE	WOOD EDGE
			
EB	AB	MP3	W2E

MODEL NUMBER

Basic Model + Edge

Example:

HTJ.S.4848.WD5R

Basic Model	Edge
-------------	------

TOP SURFACE FINISH

Groups 1 & 2 Laminate standard
Group 4 Laminate see upcharge column above
Group 5 Linoleum see upcharge column above
Other Laminate or Material quote required

Please visit www.surfaceworks.us/finishes to view current top surface finish selections.

EDGE FINISH

Please visit www.surfaceworks.us/finishes to view current edge finish selections.

BASE FINISH

P406 Black Wrinkle

*Due to the inconsistent nature of cast iron, actual table heights may vary +/- 0.5"

HOSPITALITY TABLES

Jamestown
Versa-Shape

PREMIUM MATERIAL UPCHARGES	
Group 4 Laminate	Group 5 Linoleum

118	248	79
-----	-----	----

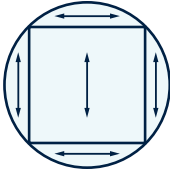
WOOD EDGE	WOOD EDGE
	
WB1	WC6

3,040	3,298
-------	-------

OPTIONS

Self-Leveling Glides
+63 per table

Versa-Shape Grain Direction
Please note grain direction of leaves
and center as per illustration:



ACTIVITY TABLES

Behemoth Manual Pin Height Adjustable

Range: 22" - 30"



Round

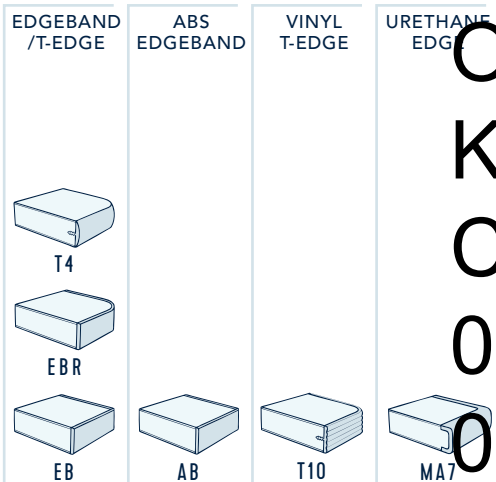


Size	Basic Model	EDGE BAND / T-EDGE	ABS EDGE BAND	VINYL T-EDGE	URETHANE EDGE
30dia	ACBA.D.30	871	1,014	1,214	1,214
36dia	ACBA.D.36	931	1,079	1,319	1,319
42dia	ACBA.D.42	1,027	1,181	1,422	1,422
48dia	ACBA.D.48	1,138	1,297	1,534	1,534
54dia	ACBA.D.54	1,202	1,366	n/a	n/a
60dia	ACBA.D.60	1,352	1,523	1,750	1,750

Square



Size	Basic Model	EDGE BAND / T-EDGE	ABS EDGE BAND	VINYL T-EDGE	URETHANE EDGE
36x36	ACBA.S.3636	982	1,006	1,337	1,337
42x42	ACBA.S.4242	1,016	1,045	1,400	1,400
48x48	ACBA.S.4848	1,123	1,155	1,543	1,543



MODEL NUMBER

Basic Model + Edge

Example:

ACBA.S.3060.MA2



TOP SURFACE FINISH

Groups 1 & 2 Laminate standard
Group 4 Laminate see upcharge column above
Group 5 Linoleum see upcharge column above
Other Laminate or Material quote required


Please visit www.surfaceworks.us/finishes to view current top surface finish selections.

EDGE FINISH

Please visit www.surfaceworks.us/finishes to view current edge finish selections.

BASE FINISH

P406 Black Wrinkle



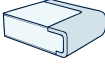
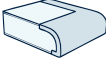
Features 14-Gauge Tubular Steel Frame and Legs.

ACTIVITY TABLES

Behemoth Manual Pin Height Adj.

Range: 22" - 30"

PREMIUM MATERIAL UPCHARGES		
Group 4 Laminate	Group 5 Linoleum	SC Certified NAJF Particle board

URETHANE EDGE	URETHANE EDGE
	
MA3	MA4

1,214	34	64	28
1,319	46	90	30
1,422	78	159	51
1,534	78	159	51
n/a	118	248	79
1,750	118	248	79
1,337	46	90	30
1,400	78	159	51
1,543	78	159	51

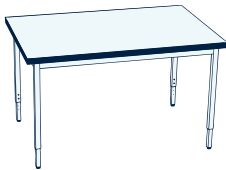
ACTIVITY TABLES

Behemoth Manual Pin Height Adjustable

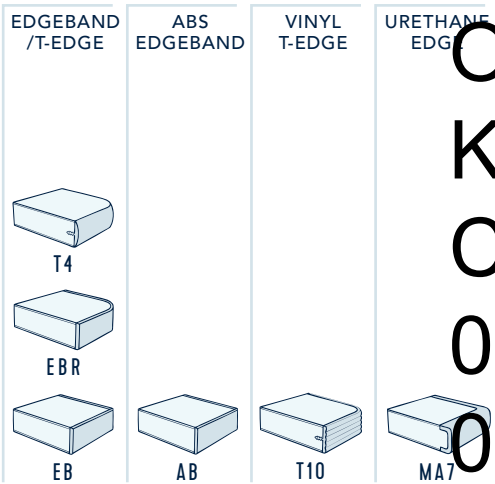
Range: 22" - 30"



Rectangle



Size	Basic Model	EDGE BAND / T-EDGE	ABS EDGE BAND	VINYL T-EDGE	URETHANE EDGE
24x36	ACBA.R.2436	861	879	900	1,118
24x42	ACBA.R.2442	882	901	923	n/a
24x48	ACBA.R.2448	898	918	942	1,195
24x60	ACBA.R.2460	950	976	1,001	1,290
24x72	ACBA.R.2472	996	1,025	1,054	1,391
30x36	ACBA.R.3036	913	932	954	n/a
30x42	ACBA.R.3042	940	964	986	1,236
30x48	ACBA.R.3048	969	994	1,020	1,292
30x60	ACBA.R.3060	1,025	1,054	1,089	1,409
30x72	ACBA.R.3072	1,079	1,111	1,152	1,504
30x84	ACBA.R.3084	1,206	1,247	1,300	n/a
36x48	ACBA.R.3648	1,047	1,076	1,102	n/a
36x60	ACBA.R.3660	1,117	1,149	1,187	1,518
36x72	ACBA.R.3672	1,175	1,212	1,258	1,617



MODEL NUMBER

Basic Model + Edge

Example:

ACBA.S.3060.MA2



TOP SURFACE FINISH

Groups 1 & 2 Laminate standard
Group 4 Laminate see upcharge column above
Group 5 Linoleum see upcharge column above
Other Laminate or Material quote required

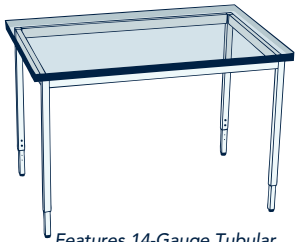
BASE FINISH

P406 Black Wrinkle

Please visit www.surfaceworks.us/finishes to view current top surface finish selections.

EDGE FINISH

Please visit www.surfaceworks.us/finishes to view current edge finish selections.



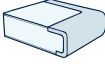
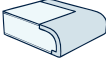
Features 14-Gauge Tubular Steel Frame and Legs.

ACTIVITY TABLES

Behemoth Manual Pin Height Adj.

Range: 22" - 38"

PREMIUM MATERIAL UPCHARGES		
Group 4 Laminate	Group 5 Linoleum	SC Certified NAJF Particle board

URETHANE EDGE	URETHANE EDGE
	
MA3	MA4

1,118	1,118	33	60	19
n/a	n/a	42	80	27
1,195	1,195	42	80	27
1,290	1,290	52	99	37
1,391	1,391	60	120	38
n/a	n/a	41	75	26
1,236	1,236	52	99	32
1,292	1,292	52	99	32
1,409	1,409	61	125	40
1,504	1,504	73	149	49
n/a	n/a	95	199	64
n/a	n/a	60	120	38
1,518	1,518	73	149	49
1,617	1,617	86	178	56

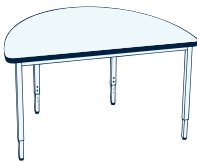
ACTIVITY TABLES

Behemoth Manual Pin Height Adjustable

Range: 22" - 30"

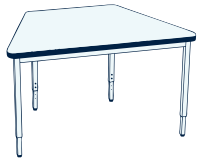


Half Round



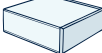

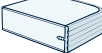



Size	Basic Model	EDGE BAND / T-EDGE	ABS EDGE BAND	VINYL T-EDGE	URETHANE EDGE
48x24	ACBA.HR.4824	1,105	1,203	1,175	n/a
60x30	ACBA.HR.6030	1,219	1,335	1,315	n/a
72x36	ACBA.HR.7236	1,333	1,464	1,462	n/a
84x42	ACBA.HR.8442	1,602	1,769	1,809	n/a

Trapezoid



Size	Basic Model	EDGE BAND / T-EDGE	ABS EDGE BAND	VINYL T-EDGE	URETHANE EDGE
24x48	ACBA.T.2448	1,071	1,095	1,118	n/a
30x60	ACBA.T.3060	1,181	1,210	1,251	n/a
36x72	ACBA.T.3672	1,286	1,324	1,374	n/a
42x84	ACBA.T.4284	1,542	1,596	1,684	n/a

EDGE BAND / T-EDGE	ABS EDGE BAND	VINYL T-EDGE	URETHANE EDGE
 T4			
 EBR			
 EB	 AB	 T10	 MA7

MODEL NUMBER

Basic Model + Edge

Example:

ACBA.S.3060.MA2

Basic Model	Edge
-------------	------

TOP SURFACE FINISH

Groups 1 & 2 Laminate standard
Group 4 Laminate see upcharge column above
Group 5 Linoleum see upcharge column above
Other Laminate or Material quote required


Please visit www.surfaceworks.us/finishes to view current top surface finish selections.

EDGE FINISH

Please visit www.surfaceworks.us/finishes to view current edge finish selections.

BASE FINISH

P406 Black Wrinkle



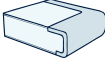
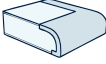
Features 14-Gauge Tubular Steel Frame and Legs.

ACTIVITY TABLES

Behemoth Manual Pin Height Adj.

Range: 22" - 30"

PREMIUM MATERIAL UPCHARGES		
Group 4 Laminate	Group 5 Linoleum	SC Certified NAJF Particleboard

URETHANE EDGE	URETHANE EDGE
	
MA3	MA4

n/a	n/a	42	80	27
n/a	n/a	61	125	40
n/a	n/a	86	178	56
n/a	n/a	147	317	99
n/a	n/a	42	80	27
n/a	n/a	61	125	40
n/a	n/a	86	178	56
n/a	n/a	147	317	99

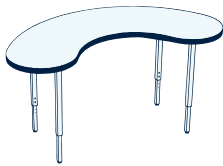
ACTIVITY TABLES

Behemoth Manual Pin Height Adjustable

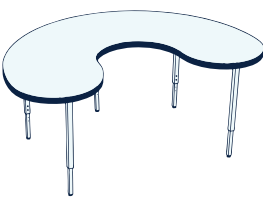
Range: 22" - 30"



Kidney



Horseshoe



Size	Basic Model					
30x60	ACBA.Y.3060	1,360	1,543	1,434	n/a	204
Size	Basic Model					
48x72	ACBA.H.4872	1,506	1,708	1,625	n/a	

MODEL NUMBER

Basic Model + Edge

Example:

ACBA.S.3060.MA2



TOP SURFACE FINISH

Groups 1 & 2 Laminate standard
Group 4 Laminate see upcharge column above
Group 5 Linoleum see upcharge column above
Other Laminate or Material quote required


Please visit www.surfaceworks.us/finishes to view current top surface finish selections.

EDGE FINISH

Please visit www.surfaceworks.us/finishes to view current edge finish selections.

BASE FINISH

P406 Black Wrinkle

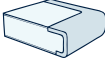
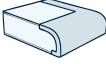


Features 14-Gauge Tubular Steel Frame and Legs.

ACTIVITY TABLES

Behemoth Manual Pin Height Adj.
Range: 22" - 30"

PREMIUM MATERIAL UPCHARGES		
Group 4 Laminate	Group 5 Linoleum	SC Certified NAJUF Particle board

URETHANE EDGE	URETHANE EDGE
	
MA3	MA4

n/a	n/a	61	125	40
n/a	n/a	112	238	75

ACTIVITY TABLES

Behemoth Fixed Height


Seated Height - 29"









Round



Square



EDGE BAND / T-EDGE	ABS EDGE BAND	VINYL T-EDGE	URETHANE EDGE
 T4			
 EBR			
 EB	 AB	 T10	 MA7
742	885	786	1,085
813	961	862	1,201
908	1,062	976	1,309
1,024	1,183	1,106	1,420
1,087	1,251	1,182	n/a
1,236	1,407	1,361	1,634

Size	Basic Model				
30dia	ACBF.D.30	742	885	786	1,085
36dia	ACBF.D.36	813	961	862	1,201
42dia	ACBF.D.42	908	1,062	976	1,309
48dia	ACBF.D.48	1,024	1,183	1,106	1,420
54dia	ACBF.D.54	1,087	1,251	1,182	n/a
60dia	ACBF.D.60	1,236	1,407	1,361	1,634

Size	Basic Model				
36x36	ACBF.S.3636	865	889	909	1,220
42x42	ACBF.S.4242	900	929	959	1,284
48x48	ACBF.S.4848	1,007	1,039	1,081	1,427

MODEL NUMBER

Basic Model + Edge

Example:

ACBF.R.3048.EB



TOP SURFACE FINISH

Groups 1 & 2 Laminate standard
Group 4 Laminate see upcharge column above
Group 5 Linoleum see upcharge column above
Other Laminate or Material quote required

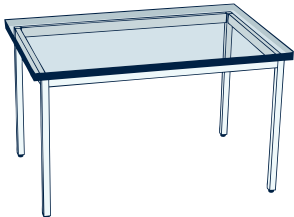
Please visit www.surfaceworks.us/finishes to view current top surface finish selections.

EDGE FINISH

Please visit www.surfaceworks.us/finishes to view current edge finish selections.

BASE FINISH

P406 Black Wrinkle



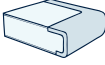
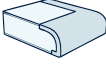
Features 14-Gauge Tubular Steel Frame and Legs.

ACTIVITY TABLES

Behemoth Fixed Height

Seated Height - 29"

PREMIUM MATERIAL UPCHARGES		
Group 4 Laminate	Group 5 Linoleum	SC Certified NAJF Particleboard

URETHANE EDGE	URETHANE EDGE			
				
MA3	MA4			
1,085	1,085	34	64	28
1,201	1,201	46	90	30
1,303	1,303	78	159	51
1,420	1,420	78	159	51
n/a	n/a	118	248	79
1,634	1,634	118	248	79
1,220	1,220	46	90	30
1,284	1,284	78	159	51
1,427	1,427	78	159	51

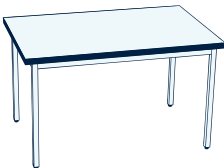
ACTIVITY TABLES







Behemoth Fixed Height

Seated Height - 29"



Rectangle



EDGE BAND / T-EDGE	ABS EDGE BAND	VINYL T-EDGE	URETHANE EDGE
 T4			
 EBR			
 EB	 AB	 T10	 MA7

Size	Basic Model				
24x36	ACBF.R.2436	743	761	782	1,000
24x42	ACBF.R.2442	764	783	805	n/a
24x48	ACBF.R.2448	780	800	824	1,077
24x60	ACBF.R.2460	831	857	882	1,171
24x72	ACBF.R.2472	879	908	937	1,274
30x36	ACBF.R.3036	794	813	835	n/a
30x42	ACBF.R.3042	823	847	869	1,119
30x48	ACBF.R.3048	851	876	902	1,174
30x60	ACBF.R.3060	910	939	974	1,294
30x72	ACBF.R.3072	963	995	1,036	1,388
30x84	ACBF.R.3084	1,091	1,132	1,185	n/a
36x48	ACBF.R.3648	933	962	988	n/a
36x60	ACBF.R.3660	1,001	1,033	1,071	1,402
36x72	ACBF.R.3672	1,060	1,097	1,143	1,502

MODEL NUMBER

Basic Model + Edge

Example:

ACBF.R.3048.EB



TOP SURFACE FINISH

Groups 1 & 2 Laminate standard
Group 4 Laminate see upcharge column above
Group 5 Linoleum see upcharge column above
Other Laminate or Material quote required

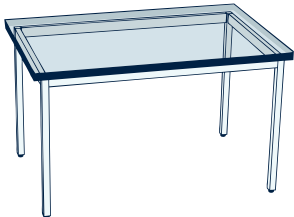
Please visit www.surfaceworks.us/finishes to view current top surface finish selections.

EDGE FINISH

Please visit www.surfaceworks.us/finishes to view current edge finish selections.

BASE FINISH

P406 Black Wrinkle



Features 14-Gauge Tubular Steel Frame and Legs.

ACTIVITY TABLES

Behemoth Fixed Height

Seated Height - 29"

PREMIUM MATERIAL UPCHARGES		
Group 4 Laminate	Group 5 Linoleum	SC Certified NAJF Particleboard

URETHANE EDGE	URETHANE EDGE			
MA3	MA4			
1,000	1,000	33	60	19
n/a	n/a	42	80	27
1,077	1,077	42	80	27
1,171	1,171	52	99	37
1,274	1,274	60	120	38
n/a	n/a	41	75	26
1,119	1,119	52	99	32
1,174	1,174	52	99	32
1,294	1,294	61	125	40
1,388	1,388	73	149	49
n/a	n/a	95	199	64
n/a	n/a	60	120	38
1,402	1,402	73	149	49
1,502	1,502	86	178	56

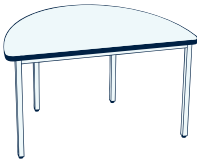
ACTIVITY TABLES

Behemoth Fixed Height

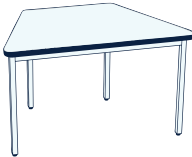
Seated Height - 29"









Half Round



Trapezoid



EDGE BAND / T-EDGE	ABS EDGE BAND	VINYL T-EDGE	URETHANE EDGE
			
T4			
			
EBR			
			
EB			
			
	AB		
			
		T10	
			
			MA7

Size	Basic Model				
48x24	ACBF.HR.4824	993	1,091	1,063	n/a
60x30	ACBF.HR.6030	1,106	1,222	1,202	n/a
72x36	ACBF.HR.7236	1,220	1,351	1,349	n/a
84x42	ACBF.HR.8442	1,490	1,657	1,697	n/a

Size	Basic Model				
24x48	ACBF.T.2448	961	985	1,008	n/a
30x60	ACBF.T.3060	1,070	1,099	1,140	n/a
36x72	ACBF.T.3672	1,176	1,214	1,264	n/a
42x84	ACBF.T.4284	1,431	1,485	1,573	n/a

MODEL NUMBER

Basic Model + Edge

Example:

ACBF.R.3048.EB

Basic Model

Edge

TOP SURFACE FINISH

Groups 1 & 2 Laminate

standard

Group 4 Laminate see upcharge column above

Group 5 Linoleum see upcharge column above

Other Laminate or Material quote required

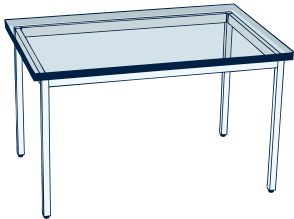
Please visit www.surfaceworks.us/finishes to view current top surface finish selections.

EDGE FINISH

Please visit www.surfaceworks.us/finishes to view current edge finish selections.

BASE FINISH

P406 Black Wrinkle





Features 14-Gauge Tubular Steel Frame and Legs.

ACTIVITY TABLES

Behemoth Fixed Height

Seated Height - 29"

PREMIUM MATERIAL UPCHARGES		
Group 4 Laminate	Group 5 Linoleum	SC Certified NAJF Particleboard

URETHANE EDGE	URETHANE EDGE
	
MA3	MA4

n/a	n/a	42	80	27
n/a	n/a	61	125	40
n/a	n/a	86	178	56
n/a	n/a	147	317	99
n/a	n/a	42	80	27
n/a	n/a	61	125	40
n/a	n/a	86	178	56
n/a	n/a	147	317	99

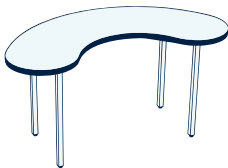
ACTIVITY TABLES

Behemoth Fixed Height

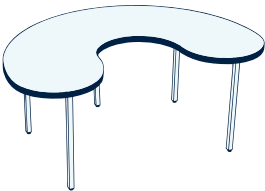
Seated Height - 29"



Kidney



Horseshoe



Size	Basic Model	EDGEBAND /T-EDGE	ABS EDGEBAND	VINYL T-EDGE	URETHANE EDG
30x60	ACBF.Y.3060	T4 EBR EB	AB	T10	MA7
48x72	ACBF.H.4872	1,252	1,435	1,326	n/a

MODEL NUMBER

Basic Model + Edge

Example:

ACBF.R.3048.EB

Basic Model

Edge

TOP SURFACE FINISH

Groups 1 & 2 Laminate standard
Group 4 Laminate see upcharge column above
Group 5 Linoleum see upcharge column above
Other Laminate or Material quote required

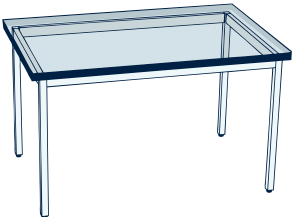
Please visit www.surfaceworks.us/finishes to view current top surface finish selections.

EDGE FINISH

Please visit www.surfaceworks.us/finishes to view current edge finish selections.

BASE FINISH

P406 Black Wrinkle





Features 14-Gauge Tubular Steel Frame and Legs.

C
O
K
C
O
2
0
4

ACTIVITY TABLES

Behemoth Fixed Height
Seated Height - 29"

PREMIUM MATERIAL UPCHARGES		
Group 4 Laminate	Group 5 Linoleum	SC Certified NAJF Particleboard

URETHANE EDGE	URETHANE EDGE
	
MA3	MA4

n/a	n/a	61	125	40
n/a	n/a	112	238	75

ACTIVITY TABLES

Sampson Manual Pin Height Adjustable

Standard Range: 21.5" - 31.75"



Round



Size	Basic Model	EDGE BAND /T-EDGE	VINYL T-EDGE	VINYL T-EDGE	URETHANE EDG
30dia	ACSA.D.30	EBR	T4	T10	T8
36dia	ACSA.D.36				MA1
42dia	ACSA.D.42				
48dia	ACSA.D.48				
54dia	ACSA.D.54				
60dia	ACSA.D.60				

Square



Size	Basic Model	EDGE BAND /T-EDGE	VINYL T-EDGE	VINYL T-EDGE	URETHANE EDG
36x36	ACSA.S.3636				
42x42	ACSA.S.4242				
48x48	ACSA.S.4848				

MODEL NUMBER

Basic Model + Edge

Example:

ACSA.R.3048.EB



TOP SURFACE FINISH

Groups 1 & 2 Laminate standard
Group 4 Laminate see upcharge column above
Group 5 Linoleum see upcharge column above
Other Laminate or Material quote required

Please visit www.surfaceworks.us/finishes to view current top surface finish selections.

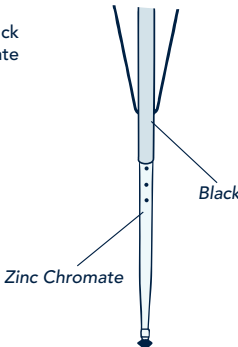
EDGE FINISH

Please visit www.surfaceworks.us/finishes to view current edge finish selections.

BASE FINISH

Upper Portion
Lower Portion

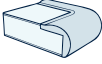
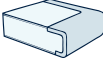
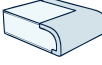
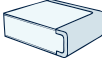

P300 Black
P440 Zinc Chromate



ACTIVITY TABLES

Sampson Manual Pin Height Adjustable
Standard Range: 21.5" - 31.75"

PREMIUM MATERIAL UPCHARGES		
Group 4 Laminate	Group 5 Linoleum	SC Certified NAJF Particleboard

URETHANE EDGE	URETHANE EDGE	URETHANE EDGE	URETHANE EDGE
		 MA4 	
MA2	MA3	MA7	MT6

636	636	636	636	34	64	28
725	725	725	725	46	90	30
794	794	794	794	78	159	51
852	852	852	852	78	159	51
n/a	n/a	n/a	n/a	118	248	79
1,040	1,040	1,040	1,040	118	248	79

672	672	672	672	46	90	30
756	756	756	756	78	159	51
n/a	846	846	n/a	78	159	51

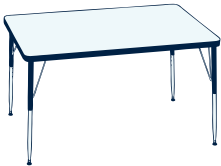
ACTIVITY TABLES

Sampson Manual Pin Height Adjustable

Standard Range: 21.5" - 31.75"



Rectangle



Size	Basic Model	EDGE BAND /T-EDGE	VINYL T-EDGE	VINYL T-EDGE	URETHANE EDG
24x36	ACSA.R.2436	EBR	T4	T10	T8
24x42	ACSA.R.2442				MA1
24x48	ACSA.R.2448				
24x60	ACSA.R.2460				
24x72	ACSA.R.2472				
30x36	ACSA.R.3036				
30x42	ACSA.R.3042				
30x48	ACSA.R.3048				
30x60	ACSA.R.3060				
30x72	ACSA.R.3072				
30x84	ACSA.R.3084				
36x48	ACSA.R.3648				
36x60	ACSA.R.3660				
36x72	ACSA.R.3672				
36x84	ACSA.R.3684				

MODEL NUMBER

Basic Model + Edge

Example:

ACSA.R.3048.EB



TOP SURFACE FINISH

Groups 1 & 2 Laminate standard
Group 4 Laminate see upcharge column above
Group 5 Linoleum see upcharge column above
Other Laminate or Material quote required

Please visit www.surfaceworks.us/finishes to view current top surface finish selections.

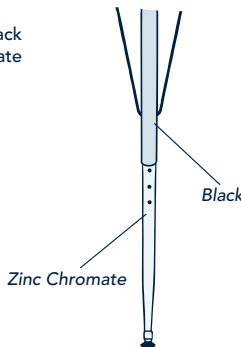
EDGE FINISH

Please visit www.surfaceworks.us/finishes to view current edge finish selections.

BASE FINISH

Upper Portion
Lower Portion

P300 Black
P440 Zinc Chromate

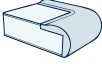
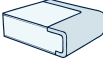
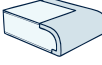
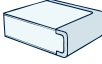



ACTIVITY TABLES

Sampson Manual Pin Height Adjustable

Standard Range: 21.5" - 31.75"

PREMIUM MATERIAL UPCHARGES		
Group 4 Laminate	Group 5 Linoleum	SC Certified NAJF Particleboard

URETHANE EDGE	URETHANE EDGE	URETHANE EDGE	URETHANE EDGE
		 MA4 	
MA2	MA3	MA7	MT6

523	523	523	523	33	60	19
n/a	n/a	n/a	n/a	42	80	27
n/a	582	582	n/a	42	80	27
662	662	662	662	52	99	37
n/a	752	752	n/a	60	120	38
n/a	n/a	n/a	n/a	41	75	26
n/a	597	597	n/a	52	99	32
n/a	645	645	n/a	52	99	32
n/a	749	749	n/a	61	125	40
830	830	830	830	73	149	49
n/a	n/a	n/a	n/a	95	199	64
n/a	n/a	n/a	n/a	60	120	38
n/a	820	820	n/a	73	149	49
n/a	908	908	n/a	86	178	56
n/a	n/a	n/a	n/a	112	238	75

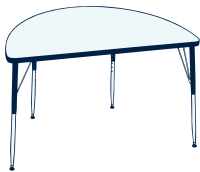
ACTIVITY TABLES

Sampson Manual Pin Height Adjustable

Standard Range: 21.5" - 31.75"

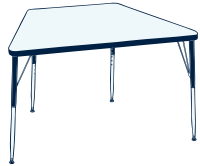


Half Round



Size	Basic Model	EDGE BAND /T-EDGE	VINYL T-EDGE	VINYL T-EDGE	URETHANE EDG
48x24	ACSA.HR.4824	EBR	T4	T10	T8
60x30	ACSA.HR.6030				MA1
72x36	ACSA.HR.7236				
84x42	ACSA.HR.8442				

Trapezoid



Size	Basic Model	EDGE BAND /T-EDGE	VINYL T-EDGE	VINYL T-EDGE	URETHANE EDG
24x48	ACSA.T.2448				
30x60	ACSA.T.3060				
36x72	ACSA.T.3672				
42x84	ACSA.T.4284				

MODEL NUMBER

Basic Model + Edge

Example:

ACSA.R.3048.EB



TOP SURFACE FINISH

Groups 1 & 2 Laminate standard
Group 4 Laminate see upcharge column above
Group 5 Linoleum see upcharge column above
Other Laminate or Material quote required

Please visit www.surfaceworks.us/finishes to view current top surface finish selections.

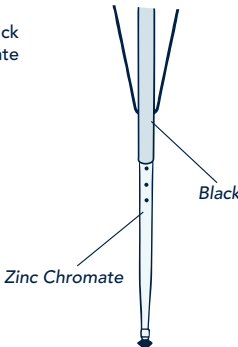
EDGE FINISH

Please visit www.surfaceworks.us/finishes to view current edge finish selections.

BASE FINISH

Upper Portion
Lower Portion

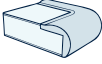
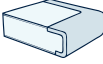
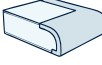
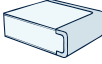

P300 Black
P440 Zinc Chromate



ACTIVITY TABLES

Sampson Manual Pin Height Adjustable
Standard Range: 21.5" - 31.75"

PREMIUM MATERIAL UPCHARGES		
Group 4 Laminate	Group 5 Linoleum	SC Certified NAJF Particleboard

URETHANE EDGE	URETHANE EDGE	URETHANE EDGE	URETHANE EDGE
		 MA4 	
MA2	MA3	MA7	MT6

n/a	n/a	n/a	n/a	42	80	27
n/a	n/a	n/a	n/a	61	125	40
n/a	n/a	n/a	n/a	86	178	56
n/a	n/a	n/a	n/a	147	317	99

n/a	n/a	n/a	n/a	42	80	27
n/a	n/a	n/a	n/a	61	125	40
n/a	n/a	n/a	n/a	86	178	56
n/a	n/a	n/a	n/a	147	317	99

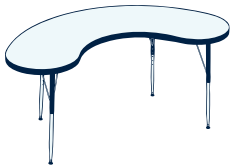
ACTIVITY TABLES

Sampson Manual Pin Height Adjustable

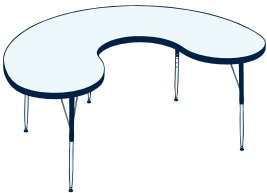
Standard Range: 21.5" - 31.75"

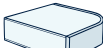






Kidney



Horseshoe



Size	Basic Model	EDGE BAND /T-EDGE	VINYL T-EDGE	VINYL T-EDGE	URETHANE EDG
30x60	ACSA.Y.3060	 EBR  T4	 T10	 T8	 MA1
		401	475	475	n/a
48x72	ACSA.H.4872				
		669	788	788	n/a

MODEL NUMBER

Basic Model + Edge

Example:

ACSA.R.3048.EB



TOP SURFACE FINISH

Groups 1 & 2 Laminate standard
Group 4 Laminate see upcharge column above
Group 5 Linoleum see upcharge column above
Other Laminate or Material quote required

Please visit www.surfaceworks.us/finishes to view current top surface finish selections.

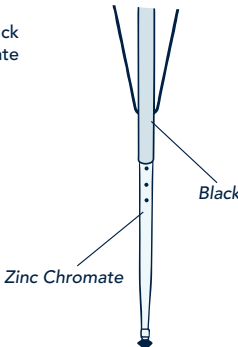
EDGE FINISH

Please visit www.surfaceworks.us/finishes to view current edge finish selections.

BASE FINISH

Upper Portion
Lower Portion

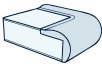
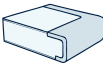
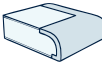
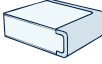

P300 Black
P440 Zinc Chromate



ACTIVITY TABLES

Sampson Manual Pin Height Adjustable
Standard Range: 21.5" - 31.75"

PREMIUM MATERIAL UPCHARGES		
Group 4 Laminate	Group 5 Linoleum	SC Certified NAJF Particle board

URETHANE EDGE	URETHANE EDGE	URETHANE EDGE	URETHANE EDGE
		 MA4 	
MA2	MA3	MA7	MT6

n/a	n/a	n/a	n/a	61	125	40
-----	-----	-----	-----	----	-----	----

n/a	n/a	n/a	n/a	112	238	75
-----	-----	-----	-----	-----	-----	----

ACTIVITY TABLES

Sampson Manual Pin Height Adjustable

Low Range: 15.75" - 21.75"

Round



Size	Basic Model	EDGE BAND /T-EDGE	VINYL T-EDGE	VINYL T-EDGE	URETHANE EDGE
30dia	ACSAL.D.30	EBR	T4	T10	T8
36dia	ACSAL.D.36				MA1
42dia	ACSAL.D.42				
48dia	ACSAL.D.48				
54dia	ACSAL.D.54				
60dia	ACSAL.D.60				

Square



Size	Basic Model	EDGE BAND /T-EDGE	VINYL T-EDGE	VINYL T-EDGE	URETHANE EDGE
36x36	ACSAL.S.3636				
42x42	ACSAL.S.4242				
48x48	ACSAL.S.4848				

MODEL NUMBER

Basic Model + Edge

Example:

ACSAL.S.4848.MA2



TOP SURFACE FINISH

Groups 1 & 2 Laminate standard
Group 4 Laminate see upcharge column above
Group 5 Linoleum see upcharge column above
Other Laminate or Material quote required

Please visit www.surfaceworks.us/finishes to view current top surface finish selections.

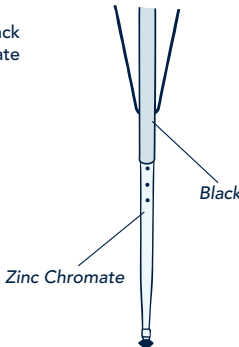
EDGE FINISH

Please visit www.surfaceworks.us/finishes to view current edge finish selections.

BASE FINISH

Upper Portion
Lower Portion

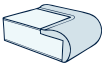
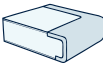
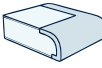
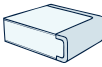

P300 Black
P440 Zinc Chromate



ACTIVITY TABLES

Sampson Manual Pin Height Adjustable
Low Range: 15.75" - 21.75"

PREMIUM MATERIAL UPCHARGES		
Group 4 Laminate	Group 5 Linoleum	SC Certified NAJF Particleboard

URETHANE EDGE	URETHANE EDGE	URETHANE EDGE	URETHANE EDGE
		 MA4 	
MA2	MA3	MA7	MT6

629	629	629	629	34	64	28
718	718	718	718	46	90	30
787	787	787	787	78	159	51
845	845	845	845	78	159	51
n/a	n/a	n/a	n/a	118	248	79
1,034	1,034	1,034	1,034	118	248	79

665	665	665	665	46	90	30
749	749	749	749	78	159	51
n/a	839	839	n/a	78	159	51

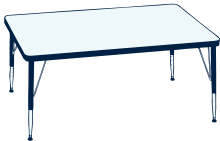
ACTIVITY TABLES

Sampson Manual Pin Height Adjustable

Low Range: 15.75" - 21.75"



Rectangle



Size	Basic Model	EDGE BAND /T-EDGE	VINYL T-EDGE	VINYL T-EDGE	URETHANE EDG
24x36	ACSAL.R.2436	EBR	T4	T10	T8
24x42	ACSAL.R.2442				MA1
24x48	ACSAL.R.2448				
24x60	ACSAL.R.2460				
24x72	ACSAL.R.2472				
30x36	ACSAL.R.3036				
30x42	ACSAL.R.3042				
30x48	ACSAL.R.3048				
30x60	ACSAL.R.3060				
30x72	ACSAL.R.3072				
30x84	ACSAL.R.3084				
36x48	ACSAL.R.3648				
36x60	ACSAL.R.3660				
36x72	ACSAL.R.3672				
36x84	ACSAL.R.3684				

MODEL NUMBER

Basic Model + Edge

Example:

ACSAL.S.4848.MA2



TOP SURFACE FINISH

Groups 1 & 2 Laminate standard
Group 4 Laminate see upcharge column above
Group 5 Linoleum see upcharge column above
Other Laminate or Material quote required

Please visit www.surfaceworks.us/finishes to view current top surface finish selections.

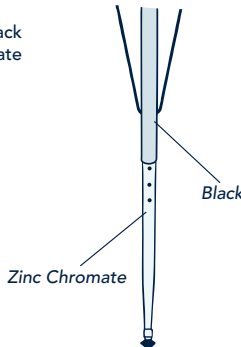
EDGE FINISH

Please visit www.surfaceworks.us/finishes to view current edge finish selections.

BASE FINISH

Upper Portion
Lower Portion

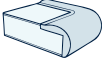
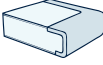

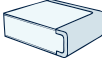

P300 Black
P440 Zinc Chromate



ACTIVITY TABLES

Sampson Manual Pin Height Adjustable
Low Range: 15.75" - 21.75"

PREMIUM MATERIAL UPCHARGES		
Group 4 Laminate	Group 5 Linoleum	SC Certified NAJF Particleboard

URETHANE EDGE	URETHANE EDGE	URETHANE EDGE	URETHANE EDGE			
 MA2	 MA3	 MA4  MA7	 MT6			
516	516	516	516	33	60	19
n/a	n/a	n/a	n/a	42	80	27
n/a	575	575	n/a	42	80	27
655	655	655	655	52	99	37
n/a	745	745	n/a	60	120	38
n/a	n/a	n/a	n/a	41	75	26
n/a	591	591	n/a	52	99	32
n/a	638	638	n/a	52	99	32
n/a	742	742	n/a	61	125	40
823	823	823	823	73	149	49
n/a	n/a	n/a	n/a	95	199	64
n/a	n/a	n/a	n/a	60	120	38
n/a	813	813	n/a	73	149	49
n/a	901	901	n/a	86	178	56
n/a	n/a	n/a	n/a	112	238	75

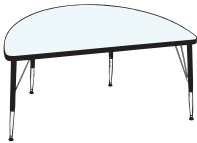
ACTIVITY TABLES

Sampson Manual Pin Height Adjustable

Low Range: 15.75" - 21.75"

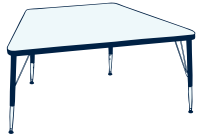


Half Round



Size	Basic Model	EDGE BAND /T-EDGE	VINYL T-EDGE	VINYL T-EDGE	URETHANE EDG
48x24	ACSAL.HR.4824	EBR	T4	T10	T8
60x30	ACSAL.HR.6030				MA1
72x36	ACSAL.HR.7236				
84x42	ACSAL.HR.8442				

Trapezoid



Size	Basic Model	EDGE BAND /T-EDGE	VINYL T-EDGE	VINYL T-EDGE	URETHANE EDG
24x48	ACSAL.T.2448				
30x60	ACSAL.T.3060				
36x72	ACSAL.T.3672				
42x84	ACSAL.T.4284				

MODEL NUMBER

Basic Model + Edge

Example:

ACSAL.S.4848.MA2



TOP SURFACE FINISH

Groups 1 & 2 Laminate standard
Group 4 Laminate see upcharge column above
Group 5 Linoleum see upcharge column above
Other Laminate or Material quote required

Please visit www.surfaceworks.us/finishes to view current top surface finish selections.

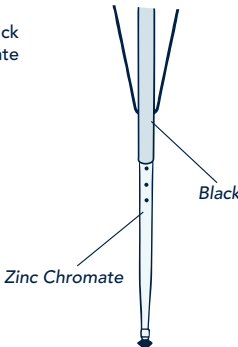
EDGE FINISH

Please visit www.surfaceworks.us/finishes to view current edge finish selections.

BASE FINISH

Upper Portion
Lower Portion






P300 Black
P440 Zinc Chromate



ACTIVITY TABLES

Sampson Manual Pin Height Adjustable
Low Range: 15.75" - 21.75"

PREMIUM MATERIAL UPCHARGES		
Group 4 Laminate	Group 5 Linoleum	SC Certified NAJF Particleboard

URETHANE EDGE	URETHANE EDGE	URETHANE EDGE	URETHANE EDGE
		 MA4 	
MA2	MA3	MA7	MT6

n/a	n/a	n/a	n/a	42	80	27
n/a	n/a	n/a	n/a	61	125	40
n/a	n/a	n/a	n/a	86	178	56
n/a	n/a	n/a	n/a	147	317	99

n/a	n/a	n/a	n/a	42	80	27
n/a	n/a	n/a	n/a	61	125	40
n/a	n/a	n/a	n/a	86	178	56
n/a	n/a	n/a	n/a	147	317	99

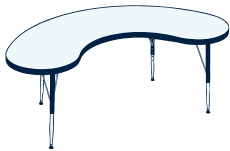
ACTIVITY TABLES

Sampson Manual Pin Height Adjustable

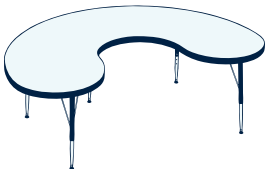
Low Range: 15.75" - 21.75"

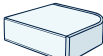

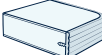



Kidney



Horseshoe



Size	Basic Model	EDGE BAND /T-EDGE	VINYL T-EDGE	VINYL T-EDGE	URETHANE EDG
30x60	ACSAL.Y.3060	 EBR  T4	 T10	 T8	 MA1
		394	468	468	n/a
48x72	ACSAL.H.4872	661	780	780	n/a

MODEL NUMBER

Basic Model + Edge

Example:

ACSAL.S.4848.MA2



TOP SURFACE FINISH

Groups 1 & 2 Laminate standard
Group 4 Laminate see upcharge column above
Group 5 Linoleum see upcharge column above
Other Laminate or Material quote required

Please visit www.surfaceworks.us/finishes to view current top surface finish selections.

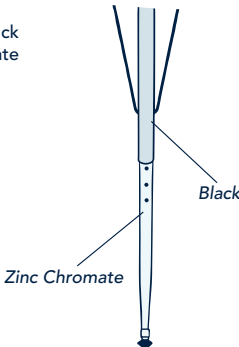
EDGE FINISH

Please visit www.surfaceworks.us/finishes to view current edge finish selections.

BASE FINISH

Upper Portion
Lower Portion

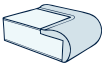
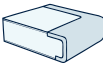
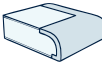
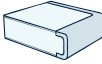

P300 Black
P440 Zinc Chromate



ACTIVITY TABLES

Sampson Manual Pin Height Adjustable
Low Range: 15.75" - 21.75"

PREMIUM MATERIAL UPCHARGES		
Group 4 Laminate	Group 5 Linoleum	SC Certified NAJF Particle board

URETHANE EDGE	URETHANE EDGE	URETHANE EDGE	URETHANE EDGE
		 MA4 	
MA2	MA3	MA7	MT6

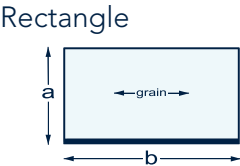
n/a	n/a	n/a	n/a	61	125	40
-----	-----	-----	-----	----	-----	----

n/a	n/a	n/a	n/a	112	238	75
-----	-----	-----	-----	-----	-----	----

WORKSTATIONS

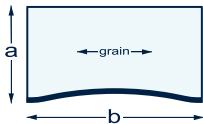
Freedom Electric Height Adjustable

Standard Range: 27" - 46"



Size* a x b	Basic Model	EDGE BAND /T-EDGE	ABS EDGE BAND	VINYL T-EDGE	EDGE BAND
23x34	FDD1.R.2334	EB			
23x40	FDD1.R.2340	EBR			
23x46	FDD1.R.2346	T4	AB	T10	PK4F
23x58	FDD1.R.2358				
23x70	FDD1.R.2370				
29x34	FDD1.R.2934				
29x40	FDD1.R.2940				
29x46	FDD1.R.2946				
29x58	FDD1.R.2958				
29x70	FDD1.R.2970				

Concave Rectangle



Size* a x b	Basic Model	EDGE BAND /T-EDGE	ABS EDGE BAND	VINYL T-EDGE	EDGE BAND
23x34	FDD1.RC.2334				
23x40	FDD1.RC.2340				
23x46	FDD1.RC.2346				

MODEL NUMBER

Basic Model + Edge

Example:

FDD1.L3.2959.EB



TOP SURFACE FINISH

Groups 1 & 2 Laminate standard
Group 4 Laminate see upcharge column above
Group 5 Linoleum see upcharge column above
Other Laminate or Material quote required

Please visit www.surfaceworks.us/finishes to view current top surface finish selections.

BASE FINISH

P300 Black
P348 Designer White
P354 HM Medium Tone
P387 HM Innertone Light
P406 Black Wrinkle
P431 Metallic Silver
P466 Champagne Metallic

EDGE FINISH

Please visit www.surfaceworks.us/finishes to view current edge finish selections.

*Top dimensions are undersized from nominal to provide a 1" gap between adjacent furniture to eliminate pinch points

WORKSTATIONS

Freedom Electric Height Adjustable

Standard Range: 27" - 46"

PREMIUM MATERIAL
UPCHARGES

Group 4 Laminate

Group 5 Linoleum

SC Certified NAJF Particleboard

2,542	2,542	2,542	2,430	2,463	2,520	2,597	33	60	19
2,587	2,587	2,587	2,501	2,562	2,597	2,692	42	80	27
2,637	2,637	2,637	2,533	2,596	2,649	2,750	42	80	27
2,741	2,741	2,741	2,634	2,701	2,753	2,874	52	99	34
2,862	2,862	2,862	2,727	2,799	2,855	2,980	60	120	38
2,617	2,617	2,617	2,518	2,575	2,626	2,724	41	75	26
2,667	2,667	2,667	2,562	2,629	2,678	2,783	52	99	32
2,735	2,735	2,735	2,622	2,690	2,727	2,861	52	99	32
2,863	2,863	2,863	2,713	2,785	2,836	2,969	61	125	40
2,974	2,974	2,974	2,810	2,895	2,941	3,068	73	149	49

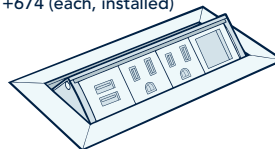
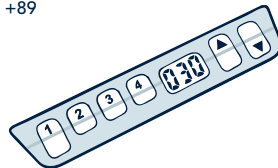
2,628	2,628	2,628	2,498	2,544	2,605	2,700	33	60	19
2,673	2,673	2,673	2,570	2,644	2,683	2,795	42	80	27
2,724	2,724	2,724	2,603	2,679	2,736	2,855	42	80	27

OPTIONS & ACCESSORIES

Rectangular Grommet +26
Horizontal Universal Wire Raceway +64
Economy CPU Holder +95
Premium Keyboard Tray 17" +500

4-Step
Programmable
Controller +89

Mho
Power/Data Unit
2 power, 1 dual USB,
1 open data , 120" cord
+674 (each, installed)



For all options & accessories, including ordering instructions, please visit the Options & Accessories pages at the end of the Workstations section.

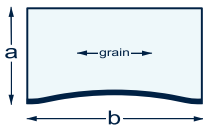
WORKSTATIONS

Freedom Electric Height Adjustable

Standard Range: 27" - 46"



Concave Rectangle



Size* a x b	Basic Model	EDGE BAND /T-EDGE	ABS EDGE BAND	VINYL T-EDGE	EDGE BAND
23x52	FDD1.RC.2352	EB			
23x58	FDD1.RC.2358	EBR		T8F	
23x64	FDD1.RC.2364	T4	AB	T10	PK4F
23x70	FDD1.RC.2370				
29x34	FDD1.RC.2934				
29x40	FDD1.RC.2940				
29x46	FDD1.RC.2946				
29x52	FDD1.RC.2952				
29x58	FDD1.RC.2958				
29x64	FDD1.RC.2964				
29x70	FDD1.RC.2970				

MODEL NUMBER

Basic Model + Edge

Example:

FDD1.L3.2959.EB



TOP SURFACE FINISH

Groups 1 & 2 Laminate standard
Group 4 Laminate see upcharge column above
Group 5 Linoleum see upcharge column above
Other Laminate or Material quote required

Please visit www.surfaceworks.us/finishes to view current top surface finish selections.

BASE FINISH

P300 Black
P348 Designer White
P354 HM Medium Tone
P387 HM Innertone Light
P406 Black Wrinkle
P431 Metallic Silver
P466 Champagne Metallic

EDGE FINISH

Please visit www.surfaceworks.us/finishes to view current edge finish selections.

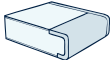








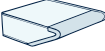






*Top dimensions are undersized from nominal to provide a 1" gap between adjacent furniture to eliminate pinch points

WORKSTATIONS

Freedom Electric Height Adjustable

Standard Range: 27" - 46"

PREMIUM MATERIAL UPCHARGES		
Group 4 Laminate	Group 5 Linoleum	SC Certified NAJUF Particleboard

URETHANE EDGE	URETHANE EDGE	URETHANE EDGE	WOOD EDGE	WOOD EDGE	WOOD EDGE	WOOD EDGE
						
	MA3F				WC1F	
						
MT6F	MA4F	MA1F			WC2F	WF2F
						
MT9F	MA7F	MT1F	W2E	WB1	WC3F	WF4F
						
					WC6F	WF5F

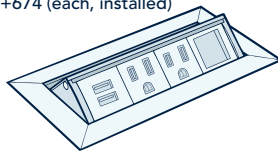
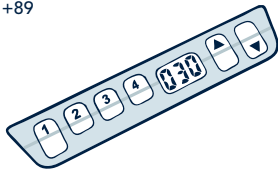
2,773	2,773	2,773	2,649	2,731	2,786	2,913	52	99	32
2,829	2,829	2,829	2,703	2,784	2,839	2,977	52	99	32
2,899	2,899	2,899	2,754	2,857	2,911	3,059	60	120	38
2,948	2,948	2,948	2,796	2,882	2,942	3,085	60	120	38
2,704	2,704	2,704	2,588	2,659	2,713	2,829	41	75	26
2,754	2,754	2,754	2,631	2,712	2,765	2,888	52	99	32
2,822	2,822	2,822	2,691	2,773	2,814	2,964	52	99	32
2,873	2,873	2,873	2,740	2,829	2,861	3,026	61	125	40
2,949	2,949	2,949	2,782	2,868	2,922	3,073	61	125	40
3,000	3,000	3,000	2,831	2,934	2,988	3,139	73	149	49
3,062	3,062	3,062	2,881	2,980	3,029	3,174	73	149	49

OPTIONS & ACCESSORIES

Rectangular Grommet	+26
Horizontal Universal Wire Raceway	+64
Economy CPU Holder	+95
Premium Keyboard Tray 17"	+500

4-Step Programmable Controller	+89
--------------------------------	-----

Mho Power/Data Unit	
2 power, 1 dual USB,	
1 open data , 120" cord	
+674 (each, installed)	



For all options & accessories, including ordering instructions, please visit the Options & Accessories pages at the end of the Workstations section.



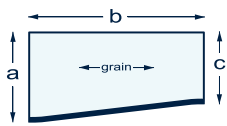
WORKSTATIONS

Freedom Electric Height Adjustable

Standard Range: 27" - 46"



Slant Left



Size*

a x b x c

Basic

Model

29x46x23

FDD1.STL.294623

29x58x23

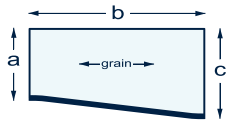
FDD1.STL.295823

29x70x23

FDD1.STL.297023

EDGE BAND / T-EDGE	ABS EDGE BAND	VINYL T-EDGE	EDGE BAND
EB			
EBR		T8F	
T4	AB	T10	PK4F

Slant Right



Size*

a x b x c

Basic

Model

23x46x29

FDD1.STR.234629

23x58x29

FDD1.STR.235829

23x70x29

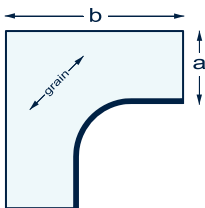
FDD1.STR.237029

2,434 2,520 2,487 2,655

2,502 2,592 2,570 2,737

2,572 2,666 2,648 2,807

Corner Curved



Size*

a x b

Basic

Model

23x46

FDD1.L.2346

23x52

FDD1.L.2352

23x58

FDD1.L.2358

29x46

FDD1.L.2946

3,609 3,674 3,681 3,758

3,741 3,843 3,845 3,896

3,893 3,974 4,014 4,056

3,642 3,707 3,714 3,791

MODEL NUMBER

Basic Model + Edge

Example:

FDD1.L3.2959.EB



TOP SURFACE FINISH

Groups 1 & 2 Laminate

standard

Group 4 Laminate see upcharge column above

Group 5 Linoleum see upcharge column above

Other Laminate or Material quote required

Please visit www.surfaceworks.us/finishes to view current top surface finish selections.

BASE FINISH

P300 Black
P348 Designer White
P354 HM Medium Tone
P387 HM Innertone Light
P406 Black Wrinkle
P431 Metallic Silver
P466 Champagne Metallic

EDGE FINISH

Please visit www.surfaceworks.us/finishes to view current edge finish selections.

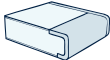

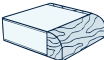








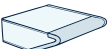




*Top dimensions are undersized from nominal to provide a 1" gap between adjacent furniture to eliminate pinch points

WORKSTATIONS

Freedom Electric Height Adjustable

Standard Range: 27" - 46"

PREMIUM MATERIAL UPCHARGES		
Group 4 Laminate	Group 5 Linoleum	SC Certified NAJUF Particleboard

URETHANE EDGE	URETHANE EDGE	URETHANE EDGE	WOOD EDGE	WOOD EDGE	WOOD EDGE	WOOD EDGE
						
	MA3F				WC1F	
						
					WC2F	WF2F
						
MT6F	MA4F	MA1F			WC3F	WF4F
						
MT9F	MA7F	MT1F	W2E	WB1	WC6F	WF5F

2,769	2,769	2,769	2,655	2,725	2,780	2,900	52	99	32
2,863	2,863	2,863	2,737	2,818	2,873	3,011	61	125	40
2,941	2,941	2,941	2,807	2,899	2,950	3,092	73	149	49

2,769	2,769	2,769	2,655	2,725	2,780	2,900	52	99	32
2,863	2,863	2,863	2,737	2,818	2,873	3,011	61	125	40
2,941	2,941	2,941	2,807	2,899	2,950	3,092	73	149	49

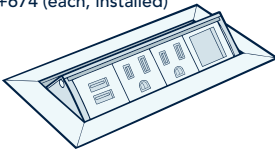
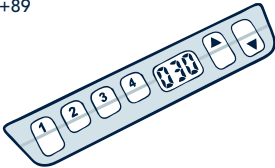
3,919	3,919	3,919	3,758	3,838	3,895	4,018	78	159	51
4,060	4,060	4,060	3,896	3,995	4,040	4,186	118	248	79
4,222	4,222	4,222	4,056	4,160	4,207	4,360	118	248	79
3,952	3,952	3,952	3,791	3,871	3,928	4,051	78	159	51

OPTIONS & ACCESSORIES

Rectangular Grommet	+26
Horizontal Universal Wire Raceway	+64
Economy CPU Holder	+95
Premium Keyboard Tray 17"	+500

4-Step Programmable Controller	+89
--------------------------------------	-----

Mho Power/Data Unit	2 power, 1 dual USB, 1 open data , 120" cord +674 (each, installed)
------------------------	---



For all options & accessories, including ordering instructions, please visit the Options & Accessories pages at the end of the Workstations section.

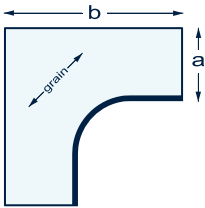
WORKSTATIONS

Freedom Electric Height Adjustable

Standard Range: 27" - 46"

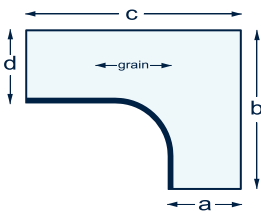


Corner Curved

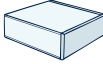
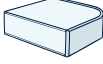
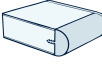






Size*	Basic Model
a x b	
29x52	FDD1.L.2952
29x58	FDD1.L.2958

Extended Corner Left



Size*	Basic Model			
a x b x c x d				
23x46x52x23	FDD1.XCL.23465223	3,733	3,831	3,826
23x46x58x23	FDD1.XCL.23465823	3,760	3,863	3,866
23x46x64x23	FDD1.XCL.23466423	3,819	3,924	3,934
23x46x70x23	FDD1.XCL.23467023	3,857	3,964	3,976
23x46x82x23	FDD1.XCL.23468223	4,031	4,150	4,185
23x58x52x23	FDD1.XCL.23585223	3,894	3,998	4,007
23x58x64x23	FDD1.XCL.23586423	4,009	4,127	4,162
23x58x70x23	FDD1.XCL.23587023	4,066	4,187	4,231
23x58x82x23	FDD1.XCL.23588223	4,261	4,393	4,466
29x58x64x29	FDD1.XCL.29586429	4,044	4,162	4,197
29x58x70x29	FDD1.XCL.29587029	4,101	4,222	4,266

EDGE BAND / T-EDGE	ABS EDGE BAND	VINYL T-EDGE	EDGE BAND
			
EB			
			
EBR		T8F	
			
T4	AB	T10	PK4F

MODEL NUMBER

Basic Model + Edge

Example:

FDD1.L3.2959.EB

Basic Model	Edge
-------------	------

TOP SURFACE FINISH

Groups 1 & 2 Laminate standard
Group 4 Laminate see upcharge column above
Group 5 Linoleum see upcharge column above
Other Laminate or Material quote required

Please visit www.surfaceworks.us/finishes to view current top surface finish selections.

BASE FINISH

P300 Black
P348 Designer White
P354 HM Medium Tone
P387 HM Innertone Light
P406 Black Wrinkle
P431 Metallic Silver
P466 Champagne Metallic

EDGE FINISH

Please visit www.surfaceworks.us/finishes to view current edge finish selections.

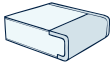

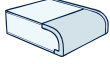

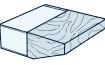
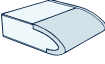


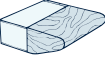



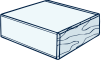
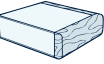
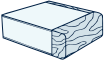
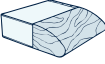
*Top dimensions are undersized from nominal to provide a 1" gap between adjacent furniture to eliminate pinch points

WORKSTATIONS

Freedom Electric Height Adjustable

Standard Range: 27" - 46"

PREMIUM MATERIAL UPCHARGES		
Group 4 Laminate	Group 5 Linoleum	SC Certified NAJF Particleboard

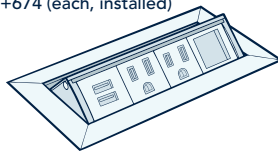
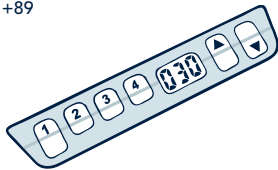
URETHANE EDGE	URETHANE EDGE	URETHANE EDGE	WOOD EDGE	WOOD EDGE	WOOD EDGE	WOOD EDGE			
									
	MA3F				WC1F				
									
	MA4F				WC2F	WF2F			
									
MT6F		MA1F			WC3F	WF4F			
									
MT9F	MA7F	MT1F	W2E	WB1	WC6F	WF5F			
4,097	4,097	4,097	3,933	4,032	4,077	4,223		118	248
4,257	4,257	4,257	4,091	4,195	4,242	4,395		118	248
4,160	4,160	4,160	3,961	4,065	4,095	4,247		95	199
4,216	4,216	4,216	3,999	4,103	4,142	4,290		95	199
4,316	4,316	4,316	4,068	4,172	4,228	4,407		112	238
4,389	4,389	4,389	4,124	4,245	4,302	4,495		112	238
4,895	4,895	4,895	4,368	4,539	4,601	4,848		147	317
4,367	4,367	4,367	4,134	4,247	4,278	4,425		118	248
4,552	4,552	4,552	4,287	4,446	4,506	4,658		138	296
4,667	4,667	4,667	4,366	4,536	4,595	4,840		138	296
5,290	5,290	5,290	4,642	4,854	4,920	5,225		181	396
4,587	4,587	4,587	4,322	4,481	4,541	4,693		138	296
4,702	4,702	4,702	4,401	4,571	4,630	4,875		138	296

OPTIONS & ACCESSORIES

Rectangular Grommet	+26
Horizontal Universal Wire Raceway	+64
Economy CPU Holder	+95
Premium Keyboard Tray 17"	+500

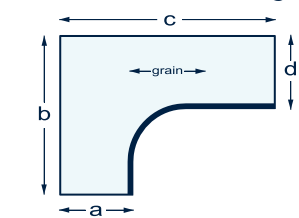
4-Step Programmable Controller	+89
--------------------------------	-----

Mho Power/Data Unit
2 power, 1 dual USB,
1 open data , 120" cord
+674 (each, installed)



For all options & accessories, including ordering instructions, please visit the Options & Accessories pages at the end of the Workstations section.

Standard Range: 27" - 46"

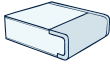
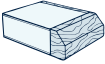
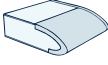
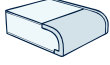






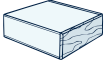
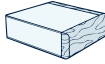


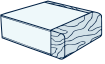
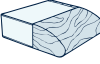


WORKSTATIONS

Freedom Electric Height Adjustable

Standard Range: 27" - 46"

PREMIUM MATERIAL UPCHARGES		
Group 4 Laminate	Group 5 Linoleum	SC Certified NAJUF Particleboard
181	396	125

URETHANE EDGE	URETHANE EDGE	URETHANE EDGE	WOOD EDGE	WOOD EDGE	WOOD EDGE	WOOD EDGE
						
	MA3F				WC1F	
						
MT6F	MA4F	MA1F			WC2F	WF2F
						
MT9F	MA7F	MT1F	W2E	WB1	WC3F	WF4F
						
					WC6F	WF5F

5,326	5,326	5,326	4,678	4,890	4,956	5,261	181	396	125
-------	-------	-------	-------	-------	-------	-------	-----	-----	-----

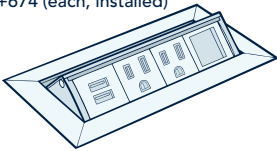
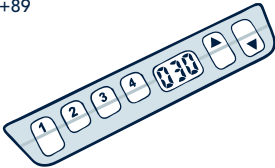
4,160	4,160	4,160	3,961	4,065	4,095	4,247	95	199	64
4,216	4,216	4,216	3,999	4,103	4,142	4,290	95	199	64
4,316	4,316	4,316	4,068	4,172	4,228	4,407	112	238	75
4,389	4,389	4,389	4,124	4,245	4,302	4,495	112	238	75
4,895	4,895	4,895	4,368	4,539	4,601	4,848	147	317	99
4,367	4,367	4,367	4,134	4,247	4,278	4,425	118	248	79
4,552	4,552	4,552	4,287	4,446	4,506	4,658	138	296	94
4,667	4,667	4,667	4,366	4,536	4,595	4,840	138	296	94
5,290	5,290	5,290	4,642	4,854	4,920	5,225	181	396	125
4,587	4,587	4,587	4,322	4,481	4,541	4,693	138	296	94

OPTIONS & ACCESSORIES

Rectangular Grommet	+26
Horizontal Universal Wire Raceway	+64
Economy CPU Holder	+95
Premium Keyboard Tray 17"	+500

4-Step Programmable Controller	+89
--------------------------------	-----

Mho Power/Data Unit	
2 power, 1 dual USB,	
1 open data , 120" cord	
+674 (each, installed)	



For all options & accessories, including ordering instructions, please visit the Options & Accessories pages at the end of the Workstations section.

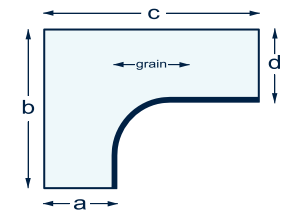
WORKSTATIONS

Freedom Electric Height Adjustable

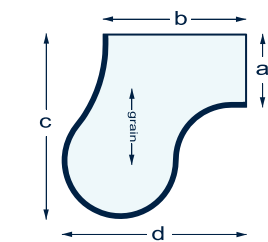
Standard Range: 27" - 46"



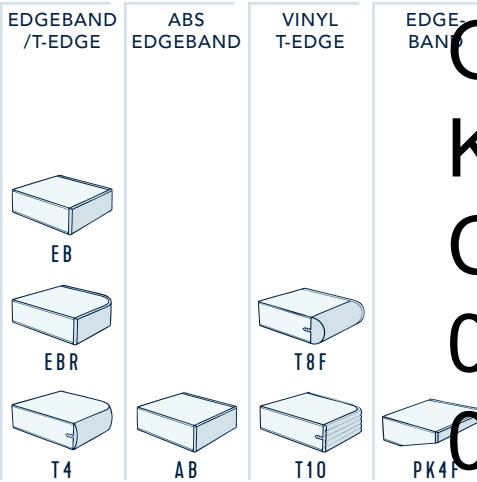
Extended Corner Right



Conferencing Corner Left



Size*	Basic Model	EDGE BAND /T-EDGE	ABS EDGE BAND	VINYL T-EDGE	EDGE BAND
a x b x c x d					
29x58x70x29	FDD1.XCR.29587029	4,101	4,222	4,266	4,401
29x58x82x29	FDD1.XCR.29588229	4,297	4,429	4,502	4,678
Size*	Basic Model				
a x b x c x d					
23x40x59x56	FDD1.XPL.234059	3,938	3,988	4,061	4,085
23x40x65x56	FDD1.XPL.234065	4,062	4,119	4,210	4,358
23x40x71x56	FDD1.XPL.234071	4,128	4,188	4,288	4,446
23x46x59x59	FDD1.XPL.234659	3,938	3,988	4,061	4,085
23x46x65x59	FDD1.XPL.234665	4,062	4,119	4,210	4,358
23x46x71x59	FDD1.XPL.234671	4,128	4,188	4,288	4,446
29x40x59x56	FDD1.XPL.294059	3,938	3,988	4,061	4,085
29x40x65x56	FDD1.XPL.294065	4,062	4,119	4,210	4,358
29x40x71x56	FDD1.XPL.294071	4,128	4,188	4,288	4,446
29x46x59x59	FDD1.XPL.294659	3,938	3,988	4,061	4,085



MODEL NUMBER

Basic Model + Edge

Example:

FDD1.L3.2959.EB



TOP SURFACE FINISH

Groups 1 & 2 Laminate standard
Group 4 Laminate see upcharge column above
Group 5 Linoleum see upcharge column above
Other Laminate or Material quote required

Please visit www.surfaceworks.us/finishes to view current top surface finish selections.

BASE FINISH

P300 Black
P348 Designer White
P354 HM Medium Tone
P387 HM Innertone Light
P406 Black Wrinkle
P431 Metallic Silver
P466 Champagne Metallic

EDGE FINISH

Please visit www.surfaceworks.us/finishes to view current edge finish selections.

*Top dimensions are undersized from nominal to provide a 1" gap between adjacent furniture to eliminate pinch points

WORKSTATIONS

Freedom Electric Height Adjustable

Standard Range: 27" - 46"

PREMIUM MATERIAL
UPCHARGES

Group 4 Laminate

Group 5 Linoleum

SC Certified NAJF Particleboard

4,702	4,702	4,702	4,401	4,571	4,630	4,875	138	296	94
5,326	5,326	5,326	4,678	4,890	4,956	5,261	181	396	125

4,191	4,191	4,191	4,085	4,171	4,218	4,375	124	265	86
4,577	4,577	4,577	4,358	4,512	4,572	4,718	148	317	99
4,678	4,678	4,678	4,446	4,614	4,675	4,917	148	317	99
4,191	4,191	4,191	4,085	4,171	4,218	4,375	124	265	86
4,577	4,577	4,577	4,358	4,512	4,572	4,718	148	317	99
4,678	4,678	4,678	4,446	4,614	4,675	4,917	148	317	99
4,191	4,191	4,191	4,085	4,171	4,218	4,375	124	265	86
4,577	4,577	4,577	4,358	4,512	4,572	4,718	148	317	99
4,678	4,678	4,678	4,446	4,614	4,675	4,917	148	317	99
4,191	4,191	4,191	4,085	4,171	4,218	4,375	124	265	86

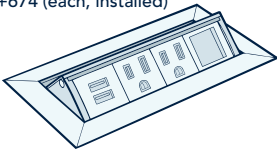
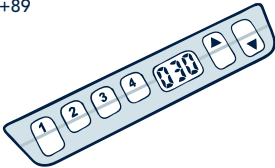
OPTIONS & ACCESSORIES

Rectangular Grommet	+26
Horizontal Universal Wire Raceway	+64
Economy CPU Holder	+95
Premium Keyboard Tray 17"	+500

4-Step Programmable Controller	+89
--------------------------------------	-----

Mho Power/Data Unit	2 power, 1 dual USB, 1 open data , 120" cord +674 (each, installed)
------------------------	---

For all options & accessories, including ordering instructions, please visit the Options & Accessories pages at the end of the Workstations section.



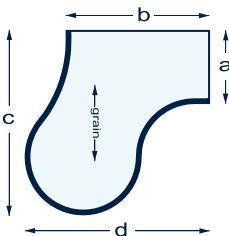
WORKSTATIONS

Freedom Electric Height Adjustable

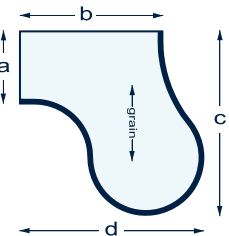
Standard Range: 27" - 46"



Conferencing
Corner Left



Conferencing
Corner Right



Size* a x b x c x d	Basic Model	EDGE BAND /T-EDGE	ABS EDGE BAND	VINYL T-EDGE	EDGE BAND
29x46x65x59	FDD1.XPL.294665	EB			
29x46x71x59	FDD1.XPL.294671	EBR		T8F	
		T4	AB	T10	PK4F
		4,062	4,119	4,210	4,358
		4,128	4,188	4,288	4,446

Size* a x b x c x d	Basic Model	EDGE BAND /T-EDGE	ABS EDGE BAND	VINYL T-EDGE	EDGE BAND
23x40x59x56	FDD1.XPR.234059				
23x40x65x56	FDD1.XPR.234065				
23x40x71x56	FDD1.XPR.234071				
23x46x59x59	FDD1.XPR.234659				
23x46x65x59	FDD1.XPR.234665				
23x46x71x59	FDD1.XPR.234671				
29x40x59x56	FDD1.XPR.294059				
29x40x65x56	FDD1.XPR.294065				
29x40x71x56	FDD1.XPR.294071				
		3,938	3,988	4,061	4,085
		4,062	4,119	4,210	4,358
		4,128	4,188	4,288	4,446
		3,938	3,988	4,061	4,085
		4,062	4,119	4,210	4,358
		4,128	4,188	4,288	4,446
		3,938	3,988	4,061	4,085
		4,062	4,119	4,210	4,358
		4,128	4,188	4,288	4,446

MODEL NUMBER

Basic Model + Edge

Example:

FDD1.L3.2959.EB



TOP SURFACE FINISH

Groups 1 & 2 Laminate standard
Group 4 Laminate see upcharge column above
Group 5 Linoleum see upcharge column above
Other Laminate or Material quote required

Please visit www.surfaceworks.us/finishes to view current top surface finish selections.

BASE FINISH

P300 Black
P348 Designer White
P354 HM Medium Tone
P387 HM Innertone Light
P406 Black Wrinkle
P431 Metallic Silver
P466 Champagne Metallic

EDGE FINISH

Please visit www.surfaceworks.us/finishes to view current edge finish selections.

*Top dimensions are undersized from nominal to provide a 1" gap between adjacent furniture to eliminate pinch points

WORKSTATIONS

Freedom Electric Height Adjustable

Standard Range: 27" - 46"

PREMIUM MATERIAL
UPCHARGES

Group 4 Laminate

Group 5 Linoleum

SC Certified NAJF Particleboard

4,577	4,577	4,577	4,358	4,512	4,572	4,718	148	317	99
4,678	4,678	4,678	4,446	4,614	4,675	4,917	148	317	99

4,191	4,191	4,191	4,085	4,171	4,218	4,375	124	265	86
4,577	4,577	4,577	4,358	4,512	4,572	4,718	148	317	99
4,678	4,678	4,678	4,446	4,614	4,675	4,917	148	317	99
4,191	4,191	4,191	4,085	4,171	4,218	4,375	124	265	86
4,577	4,577	4,577	4,358	4,512	4,572	4,718	148	317	99
4,678	4,678	4,678	4,446	4,614	4,675	4,917	148	317	99
4,191	4,191	4,191	4,085	4,171	4,218	4,375	124	265	86
4,577	4,577	4,577	4,358	4,512	4,572	4,718	148	317	99
4,678	4,678	4,678	4,446	4,614	4,675	4,917	148	317	99

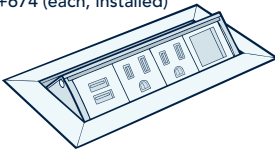
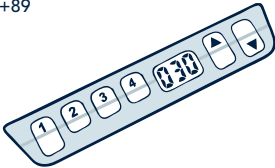
OPTIONS & ACCESSORIES

Rectangular Grommet	+26
Horizontal Universal Wire Raceway	+64
Economy CPU Holder	+95
Premium Keyboard Tray 17"	+500

4-Step Programmable Controller	+89
--------------------------------------	-----

Mho Power/Data Unit	2 power, 1 dual USB, 1 open data , 120" cord +674 (each, installed)
------------------------	---

For all options & accessories, including ordering instructions, please visit the Options & Accessories pages at the end of the Workstations section.



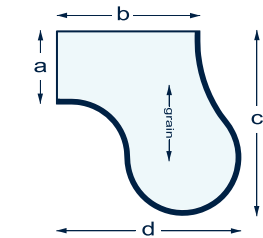
WORKSTATIONS

Freedom Electric Height Adjustable

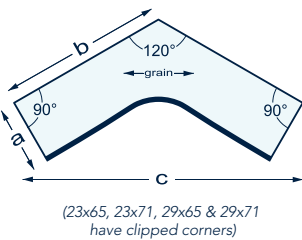
Standard Range: 27" - 46"



Conferencing
Corner Right



120° Corner
W/ 90° Ends



Size* a x b x c x d	Basic Model	EDGE BAND /T-EDGE	ABS EDGE BAND	VINYL T-EDGE	EDGE BAND
29x46x59x59	FDD1.XPR.294659	EB			
29x46x65x59	FDD1.XPR.294665	EBR		T8F	
29x46x71x59	FDD1.XPR.294671	T4	AB	T10	PK4F
		3,938	3,988	4,061	4,085
		4,062	4,119	4,210	4,358
		4,128	4,188	4,288	4,440

Size* a x b x c	Basic Model	EDGE BAND /T-EDGE	ABS EDGE BAND	VINYL T-EDGE	EDGE BAND
23x47x81	FDD1.L3.2347				
23x53x92	FDD1.L3.2353				
23x59x102	FDD1.L3.2359				
23x65x113	FDD1.L3.2365				
23x71x123	FDD1.L3.2371				
29x47x81	FDD1.L3.2947				
29x53x92	FDD1.L3.2953				
29x59x102	FDD1.L3.2959				
29x65x113	FDD1.L3.2965				
		3,903	3,957	4,042	4,237
		4,006	4,065	4,164	4,359
		4,394	4,478	4,640	4,884
		4,537	4,629	4,809	5,086
		4,674	4,776	4,975	5,279
		3,940	3,994	4,079	4,274
		4,275	4,350	4,488	4,702
		4,429	4,513	4,675	4,919
		4,571	4,663	4,843	5,120

MODEL NUMBER

Basic Model + Edge

Example:

FDD1.L3.2959.EB



TOP SURFACE FINISH

Groups 1 & 2 Laminate standard
Group 4 Laminate see upcharge column above
Group 5 Linoleum see upcharge column above
Other Laminate or Material quote required

Please visit www.surfaceworks.us/finishes to view current top surface finish selections.

BASE FINISH

P300 Black
P348 Designer White
P354 HM Medium Tone
P387 HM Innertone Light
P406 Black Wrinkle
P431 Metallic Silver
P466 Champagne Metallic

EDGE FINISH

Please visit www.surfaceworks.us/finishes to view current edge finish selections.

*Top dimensions are undersized from nominal to provide a 1" gap between adjacent furniture to eliminate pinch points

WORKSTATIONS

Freedom Electric Height Adjustable

Standard Range: 27" - 46"

PREMIUM MATERIAL
UPCHARGES

Group 4 Laminate

Group 5 Linoleum

SC Certified NAJUF Particleboard

4,191	4,191	4,191	4,085	4,171	4,218	4,375	124	265	86
4,577	4,577	4,577	4,358	4,512	4,572	4,718	148	317	99
4,678	4,678	4,678	4,446	4,614	4,675	4,917	148	317	99

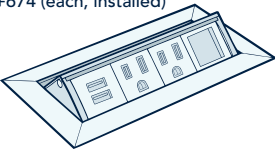
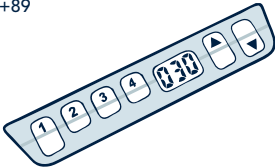
4,748	4,748	4,748	4,237	4,395	4,454	4,684	147	317	99
4,906	4,906	4,906	4,359	4,531	4,588	4,836	147	317	99
5,690	5,690	5,690	4,884	5,141	5,209	5,580	225	494	156
5,981	5,981	5,981	5,086	5,373	5,444	5,855	225	494	156
6,264	6,264	6,264	5,279	5,597	5,671	6,127	270	592	186
4,785	4,785	4,785	4,274	4,432	4,491	4,721	147	317	99
5,413	5,413	5,413	4,702	4,930	4,992	5,316	181	396	125
5,725	5,725	5,725	4,919	5,176	5,244	5,615	225	494	156
6,015	6,015	6,015	5,120	5,407	5,478	5,889	225	494	156

OPTIONS & ACCESSORIES

Rectangular Grommet	+26
Horizontal Universal Wire Raceway	+64
Economy CPU Holder	+95
Premium Keyboard Tray 17"	+500

4-Step Programmable Controller	+89
--------------------------------	-----

Mho Power/Data Unit	2 power, 1 dual USB, 1 open data , 120" cord +674 (each, installed)
---------------------	---



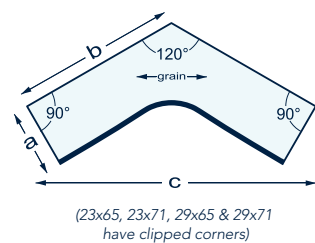
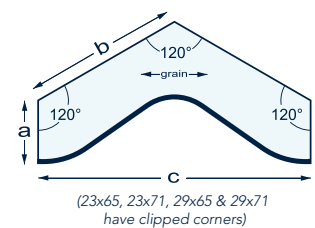
For all options & accessories, including ordering instructions, please visit the Options & Accessories pages at the end of the Workstations section.



WORKSTATIONS

Freedom Electric Height Adjustable

Standard Range: 27" - 46"

120° Corner
W/ 90° Ends120° Corner
w/120° Ends

Size* a x b x c	Basic Model	EDGE BAND /T-EDGE	ABS EDGE BAND	VINYL T-EDGE	EDGE BAND
29x71x123	FDD1.L3.2971	EB EBR T4	AB	T8F T10	PK4F
		4,708	4,810	5,009	5,313
23x47x81	FDD1.L4.2347				
		3,903	3,957	4,042	4,237
23x53x92	FDD1.L4.2353				
		4,006	4,065	4,164	4,359
23x59x102	FDD1.L4.2359				
		4,394	4,478	4,640	4,884
23x65x113	FDD1.L4.2365				
		4,537	4,629	4,809	5,086
23x71x123	FDD1.L4.2371				
		4,674	4,776	4,975	5,279
29x47x81	FDD1.L4.2947				
		3,940	3,994	4,079	4,274
29x53x92	FDD1.L4.2953				
		4,275	4,350	4,488	4,702
29x59x102	FDD1.L4.2959				
		4,429	4,513	4,675	4,919
29x65x113	FDD1.L4.2965				
		4,571	4,663	4,843	5,120
29x71x123	FDD1.L4.2971				
		4,708	4,810	5,009	5,313

MODEL NUMBER

Basic Model + Edge

Example:

FDD1.L3.2959.EB



TOP SURFACE FINISH

Groups 1 & 2 Laminate standard
 Group 4 Laminate see upcharge column above
 Group 5 Linoleum see upcharge column above
 Other Laminate or Material quote required

Please visit www.surfaceworks.us/finishes to
 view current top surface finish selections.

BASE FINISH

P300 Black
 P348 Designer White
 P354 HM Medium Tone
 P387 HM Innertone Light
 P406 Black Wrinkle
 P431 Metallic Silver
 P466 Champagne Metallic

EDGE FINISH

Please visit www.surfaceworks.us/finishes to
 view current edge finish selections.

*Top dimensions are undersized from nominal to provide a
 1" gap between adjacent furniture to eliminate pinch points

WORKSTATIONS

Freedom Electric Height Adjustable

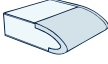
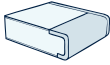

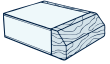
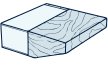

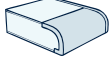



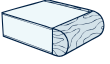
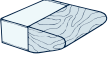

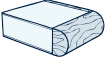


Standard Range: 27" - 46"

PREMIUM MATERIAL
UPCHARGES

Group 4 Laminate

Group 5 Linoleum

SC Certified NAJUF Particleboard

URETHANE EDGE	URETHANE EDGE	URETHANE EDGE	WOOD EDGE	WOOD EDGE	WOOD EDGE	WOOD EDGE			
									
MT6F	MA3F	MA1F			WC1F	WF2F			
									
MT9F	MA4F	MT1F	W2E	WB1	WC2F	WF4F			
									
	MA7F				WC3F	WF5F			
									
					WC6F				
6,298	6,298	6,298	5,313	5,631	5,705	6,161			

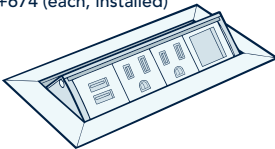
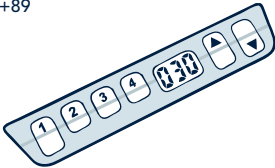
4,748	4,748	4,748	4,237	4,395	4,454	4,684	147	317	99
4,906	4,906	4,906	4,359	4,531	4,588	4,836	147	317	99
5,690	5,690	5,690	4,884	5,141	5,209	5,580	225	494	156
5,981	5,981	5,981	5,086	5,373	5,444	5,855	225	494	156
6,264	6,264	6,264	5,279	5,597	5,671	6,127	270	592	186
4,785	4,785	4,785	4,274	4,432	4,491	4,721	147	317	99
5,413	5,413	5,413	4,702	4,930	4,992	5,316	181	396	125
5,725	5,725	5,725	4,919	5,176	5,244	5,615	225	494	156
6,015	6,015	6,015	5,120	5,407	5,478	5,889	225	494	156
6,298	6,298	6,298	5,313	5,631	5,705	6,161	270	592	186

OPTIONS & ACCESSORIES

Rectangular Grommet	+26
Horizontal Universal Wire Raceway	+64
Economy CPU Holder	+95
Premium Keyboard Tray 17"	+500

4-Step Programmable Controller	+89
--------------------------------	-----

Mho Power/Data Unit	
2 power, 1 dual USB,	
1 open data , 120" cord	
+674 (each, installed)	

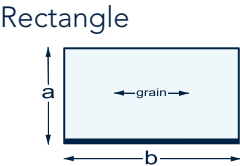


For all options & accessories, including ordering instructions, please visit the Options & Accessories pages at the end of the Workstations section.

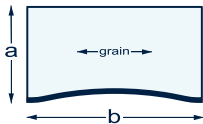
WORKSTATIONS


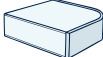



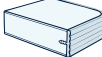

Freedom Electric Height Adjustable

Extended Range: 22" - 48"



Concave Rectangle



EDGE BAND / T-EDGE	ABS EDGE BAND	VINYL T-EDGE	EDGE BAND
			
EB			
			
EBR		T8F	
			
T4	AB	T10	PK4F

Size* a x b	Basic Model				
23x34	FDD2.R.2334	2,603	2,621	2,642	2,748
23x40	FDD2.R.2340	2,631	2,650	2,672	2,819
23x46	FDD2.R.2346	2,656	2,676	2,700	2,849
23x58	FDD2.R.2358	2,713	2,739	2,764	2,946
23x70	FDD2.R.2370	2,779	2,808	2,837	3,039
29x34	FDD2.R.2934	2,651	2,670	2,692	2,832
29x40	FDD2.R.2940	2,685	2,709	2,731	2,876
29x46	FDD2.R.2946	2,722	2,747	2,773	2,932
29x58	FDD2.R.2958	2,789	2,818	2,853	3,023
29x70	FDD2.R.2970	2,857	2,889	2,930	3,118

Size* a x b	Basic Model				
23x34	FDD2.RC.2334	2,669	2,751	2,724	2,816
23x40	FDD2.RC.2340	2,698	2,781	2,755	2,888
23x46	FDD2.RC.2346	2,723	2,807	2,784	2,919

MODEL NUMBER

Basic Model + Edge

Example:

FDD1.L3.2959.EB



TOP SURFACE FINISH

Groups 1 & 2 Laminate standard
Group 4 Laminate see upcharge column above
Group 5 Linoleum see upcharge column above
Other Laminate or Material quote required

Please visit www.surfaceworks.us/finishes to view current top surface finish selections.

BASE FINISH

P300 Black
P348 Designer White
P354 HM Medium Tone
P387 HM Innertone Light
P406 Black Wrinkle
P431 Metallic Silver
P466 Champagne Metallic

EDGE FINISH

Please visit www.surfaceworks.us/finishes to view current edge finish selections.

*Top dimensions are undersized from nominal to provide a 1" gap between adjacent furniture to eliminate pinch points

WORKSTATIONS

Freedom Electric Height Adjustable

Extended Range: 22" - 48"

PREMIUM MATERIAL
UPCHARGES

Group 4 Laminate

Group 5 Linoleum

SC Certified NAJF Particleboard

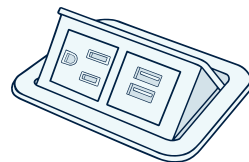
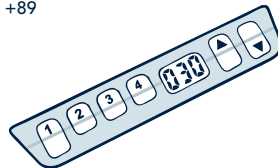
2,860	2,860	2,860	2,748	2,781	2,838	2,915	33	60	19
2,905	2,905	2,905	2,819	2,880	2,915	3,010	42	80	27
2,953	2,953	2,953	2,849	2,912	2,965	3,066	42	80	27
3,053	3,053	3,053	2,946	3,013	3,065	3,186	52	99	34
3,174	3,174	3,174	3,039	3,111	3,167	3,292	60	120	38
2,931	2,931	2,931	2,832	2,889	2,940	3,038	41	75	26
2,981	2,981	2,981	2,876	2,943	2,992	3,097	52	99	32
3,045	3,045	3,045	2,932	3,000	3,037	3,171	52	99	32
3,173	3,173	3,173	3,023	3,095	3,146	3,279	61	125	40
3,282	3,282	3,282	3,118	3,203	3,249	3,376	73	149	49
2,946	2,946	2,946	2,816	2,862	2,923	3,018	33	60	19
2,991	2,991	2,991	2,888	2,962	3,001	3,113	42	80	27
3,040	3,040	3,040	2,919	2,995	3,052	3,171	42	80	27

OPTIONS & ACCESSORIES

- Rectangular Grommet +26
- Horizontal Universal Wire Raceway +64
- Economy CPU Holder +95
- Premium Keyboard Tray 17" +500

- 4-Step Programmable Controller +89

- Nacre Mini Power/Data Unit
1 power, 1 dual USB, 72" cord
+344 (each, installed)



For all options & accessories, including ordering instructions, please visit the Options & Accessories pages at the end of the Workstations section.

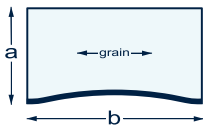
WORKSTATIONS

Freedom Electric Height Adjustable

Extended Range: 22" - 48"



Concave Rectangle



Size* a x b	Basic Model	EDGE BAND /T-EDGE	ABS EDGE BAND	VINYL T-EDGE	EDGE BAND
23x52	FDD2.RC.2352	EB			
23x58	FDD2.RC.2358	EBR		T8F	
23x64	FDD2.RC.2364	T4	AB	T10	PK4F
23x70	FDD2.RC.2370				
29x34	FDD2.RC.2934				
29x40	FDD2.RC.2940				
29x46	FDD2.RC.2946				
29x52	FDD2.RC.2952				
29x58	FDD2.RC.2958				
29x64	FDD2.RC.2964				
29x70	FDD2.RC.2970				

MODEL NUMBER

Basic Model + Edge

Example:

FDD1.L3.2959.EB



TOP SURFACE FINISH

Groups 1 & 2 Laminate standard
Group 4 Laminate see upcharge column above
Group 5 Linoleum see upcharge column above
Other Laminate or Material quote required

Please visit www.surfaceworks.us/finishes to view current top surface finish selections.

BASE FINISH

P300 Black
P348 Designer White
P354 HM Medium Tone
P387 HM Innertone Light
P406 Black Wrinkle
P431 Metallic Silver
P466 Champagne Metallic

EDGE FINISH

Please visit www.surfaceworks.us/finishes to view current edge finish selections.

*Top dimensions are undersized from nominal to provide a 1" gap between adjacent furniture to eliminate pinch points

WORKSTATIONS

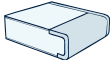








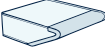






C

Freedom Electric Height Adjustable

O

Extended Range: 22" - 48"

PREMIUM MATERIAL UPCHARGES		
Group 4 Laminate	Group 5 Linoleum	SC Certified NAJF Particleboard
		K

URETHANE EDGE	URETHANE EDGE	URETHANE EDGE	WOOD EDGE	WOOD EDGE	WOOD EDGE	WOOD EDGE
						
	MA3F				WC1F	
						
MT6F	MA4F	MA1F			WC2F	WF2F
						
MT9F	MA7F	MT1F	W2E	WB1	WC3F	WF4F
						
					WC6F	WF5F

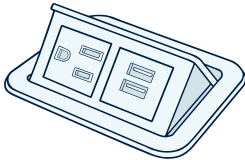
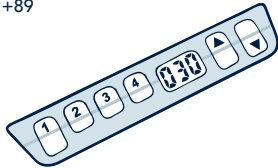
3,086	3,086	3,086	2,962	3,044	3,099	3,226	52	99	32
3,141	3,141	3,141	3,015	3,096	3,151	3,289	52	99	32
3,210	3,210	3,210	3,065	3,168	3,222	3,370	60	120	38
3,260	3,260	3,260	3,108	3,194	3,254	3,397	60	120	38
3,018	3,018	3,018	2,902	2,973	3,027	3,143	41	75	26
3,068	3,068	3,068	2,945	3,026	3,079	3,202	52	99	32
3,132	3,132	3,132	3,001	3,083	3,124	3,274	52	99	32
3,183	3,183	3,183	3,050	3,139	3,171	3,336	61	125	40
3,259	3,259	3,259	3,092	3,178	3,232	3,383	61	125	40
3,309	3,309	3,309	3,140	3,243	3,297	3,448	73	149	49
3,370	3,370	3,370	3,189	3,288	3,337	3,482	73	149	49

OPTIONS & ACCESSORIES

Rectangular Grommet	+26
Horizontal Universal Wire Raceway	+64
Economy CPU Holder	+95
Premium Keyboard Tray 17"	+500

4-Step Programmable Controller	+89
--------------------------------	-----

Nacre Mini Power/Data Unit	1 power, 1 dual USB, 72" cord
	+344 (each, installed)



For all options & accessories, including ordering instructions, please visit the Options & Accessories pages at the end of the Workstations section.



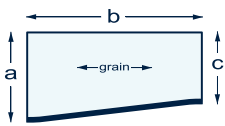
WORKSTATIONS

Freedom Electric Height Adjustable

Extended Range: 22" - 48"



Slant Left



Size*

a x b x c

Basic

Model

29x46x23

FDD2.STL.294623

29x58x23

FDD2.STL.295823

29x70x23

FDD2.STL.297023

EDGEBAND /T-EDGE	ABS EDGEBAND	VINYL T-EDGE	EDGE BAND
EB			
EBR		T8F	
T4	AB	T10	PK4F

2,744

2,830

2,797

2,965

2,812

2,902

2,880

3,047

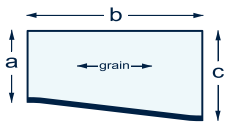
2,880

2,974

2,956

3,115

Slant Right



Size*

a x b x c

Basic

Model

23x46x29

FDD2.STR.234629

23x58x29

FDD2.STR.235829

23x70x29

FDD2.STR.237029

2,744

2,830

2,797

2,965

2,812

2,902

2,880

3,047

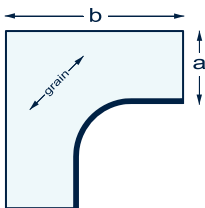
2,880

2,974

2,956

3,115

Corner Curved



Size*

a x b

Basic

Model

23x46

FDD2.L.2346

23x52

FDD2.L.2352

23x58

FDD2.L.2358

29x46

FDD2.L.2946

4,073

4,138

4,145

4,222

4,203

4,305

4,307

4,358

4,351

4,432

4,472

4,514

4,104

4,169

4,176

4,253

MODEL NUMBER

Basic Model + Edge

Example:

FDD1.L3.2959.EB



TOP SURFACE FINISH

Groups 1 & 2 Laminate

standard

Group 4 Laminate see upcharge column above

Group 5 Linoleum see upcharge column above

Other Laminate or Material quote required

Please visit www.surfaceworks.us/finishes to
view current top surface finish selections.

BASE FINISH

P300 Black
P348 Designer White
P354 HM Medium Tone
P387 HM Innertone Light
P406 Black Wrinkle
P431 Metallic Silver
P466 Champagne Metallic

EDGE FINISH

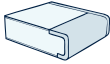
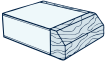
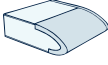
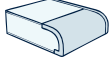






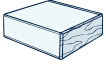
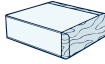


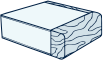
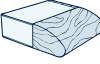
Please visit www.surfaceworks.us/finishes to
view current edge finish selections.*Top dimensions are undersized from nominal to provide a
1" gap between adjacent furniture to eliminate pinch points

WORKSTATIONS

Freedom Electric Height Adjustable

Extended Range: 22" - 48"

PREMIUM MATERIAL UPCHARGES		
Group 4 Laminate	Group 5 Linoleum	SC Certified NAJUF Particleboard

URETHANE EDGE	URETHANE EDGE	URETHANE EDGE	WOOD EDGE	WOOD EDGE	WOOD EDGE	WOOD EDGE
						
	MA3F				WC1F	
						
MT6F	MA4F	MA1F			WC2F	WF2F
						
MT9F	MA7F	MT1F	W2E	WB1	WC3F	WF4F
						
					WC6F	WF5F

3,079	3,079	3,079	2,965	3,035	3,090	3,210	52	99	32
3,173	3,173	3,173	3,047	3,128	3,183	3,321	61	125	40
3,249	3,249	3,249	3,115	3,207	3,258	3,400	73	149	49

3,079	3,079	3,079	2,965	3,035	3,090	3,210	52	99	32
3,173	3,173	3,173	3,047	3,128	3,183	3,321	61	125	40
3,249	3,249	3,249	3,115	3,207	3,258	3,400	73	149	49

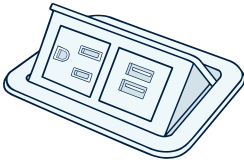
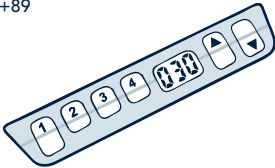
4,383	4,383	4,383	4,222	4,302	4,359	4,482	78	159	51
4,522	4,522	4,522	4,358	4,457	4,502	4,648	118	248	79
4,680	4,680	4,680	4,514	4,618	4,665	4,818	118	248	79
4,414	4,414	4,414	4,253	4,333	4,390	4,513	78	159	51

OPTIONS & ACCESSORIES

Rectangular Grommet	+26
Horizontal Universal Wire Raceway	+64
Economy CPU Holder	+95
Premium Keyboard Tray 17"	+500

4-Step Programmable Controller	+89
--------------------------------	-----

Nacre Mini Power/Data Unit	1 power, 1 dual USB, 72" cord
	+344 (each, installed)



For all options & accessories, including ordering instructions, please visit the Options & Accessories pages at the end of the Workstations section.

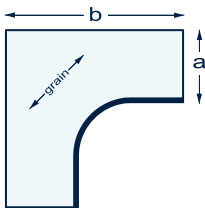
WORKSTATIONS

Freedom Electric Height Adjustable

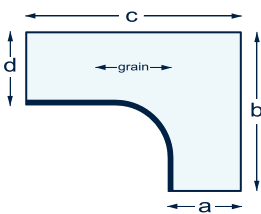
Extended Range: 22" - 48"



Corner Curved



Extended Corner Left



Size* a x b	Basic Model	EDGE BAND /T-EDGE	ABS EDGE BAND	VINYL T-EDGE	EDGE BAND
29x52	FDD2.L.2952	EB			
29x58	FDD2.L.2958	EBR		T8F	
		T4	AB	T10	PK4F
		4,234	4,336	4,338	4,389
		4,382	4,463	4,503	4,545
Size* a x b x c x d	Basic Model				
23x46x52x23	FDD2.XCL.23465223	4,197	4,295	4,290	4,425
23x46x58x23	FDD2.XCL.23465823	4,220	4,323	4,326	4,459
23x46x64x23	FDD2.XCL.23466423	4,279	4,384	4,394	4,528
23x46x70x23	FDD2.XCL.23467023	4,315	4,422	4,434	4,582
23x46x82x23	FDD2.XCL.23468223	4,487	4,606	4,641	4,824
23x58x52x23	FDD2.XCL.23585223	4,353	4,457	4,466	4,593
23x58x64x23	FDD2.XCL.23586423	4,464	4,582	4,617	4,742
23x58x70x23	FDD2.XCL.23587023	4,522	4,643	4,687	4,822
23x58x82x23	FDD2.XCL.23588223	4,714	4,846	4,919	5,095
29x58x64x29	FDD2.XCL.29586429	4,496	4,614	4,649	4,774
29x58x70x29	FDD2.XCL.29587029	4,551	4,672	4,716	4,851

MODEL NUMBER

Basic Model + Edge

Example:

FDD1.L3.2959.EB



TOP SURFACE FINISH

Groups 1 & 2 Laminate standard
Group 4 Laminate see upcharge column above
Group 5 Linoleum see upcharge column above
Other Laminate or Material quote required

Please visit www.surfaceworks.us/finishes to view current top surface finish selections.

BASE FINISH

P300 Black
P348 Designer White
P354 HM Medium Tone
P387 HM Innertone Light
P406 Black Wrinkle
P431 Metallic Silver
P466 Champagne Metallic

EDGE FINISH

Please visit www.surfaceworks.us/finishes to view current edge finish selections.

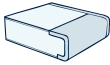

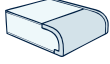

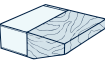
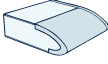


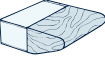



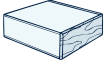
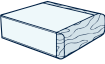
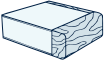
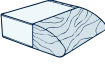
*Top dimensions are undersized from nominal to provide a 1" gap between adjacent furniture to eliminate pinch points

WORKSTATIONS

Freedom Electric Height Adjustable

Extended Range: 22" - 48"

PREMIUM MATERIAL UPCHARGES		
Group 4 Laminate	Group 5 Linoleum	SC Certified NAJF Particleboard

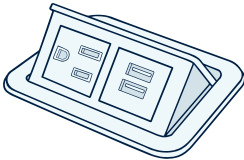
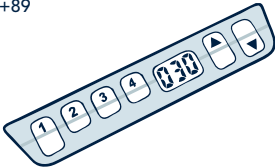
URETHANE EDGE	URETHANE EDGE	URETHANE EDGE	WOOD EDGE	WOOD EDGE	WOOD EDGE	WOOD EDGE			
									
	MA3F				WC1F				
									
	MA4F				WC2F	WF2F			
									
MT6F		MA1F			WC3F	WF4F			
									
MT9F	MA7F	MT1F	W2E	WB1	WC6F	WF5F			
4,553	4,553	4,553	4,389	4,488	4,533	4,679		118	248
4,711	4,711	4,711	4,545	4,649	4,696	4,849		118	248
4,624	4,624	4,624	4,425	4,529	4,559	4,711		95	199
4,676	4,676	4,676	4,459	4,563	4,602	4,750		95	199
4,776	4,776	4,776	4,528	4,632	4,688	4,867		112	238
4,847	4,847	4,847	4,582	4,703	4,760	4,953		112	238
5,351	5,351	5,351	4,824	4,995	5,057	5,304		147	317
4,826	4,826	4,826	4,593	4,706	4,737	4,884		118	248
5,007	5,007	5,007	4,742	4,901	4,961	5,113		138	296
5,123	5,123	5,123	4,822	4,992	5,051	5,296		138	296
5,743	5,743	5,743	5,095	5,307	5,373	5,678		181	396
5,039	5,039	5,039	4,774	4,933	4,993	5,145		138	296
5,152	5,152	5,152	4,851	5,021	5,080	5,325		138	296

OPTIONS & ACCESSORIES

Rectangular Grommet	+26
Horizontal Universal Wire Raceway	+64
Economy CPU Holder	+95
Premium Keyboard Tray 17"	+500

4-Step Programmable Controller	+89
--------------------------------	-----

Nacre Mini Power/Data Unit	
1 power, 1 dual USB, 72" cord	
+344 (each, installed)	



For all options & accessories, including ordering instructions, please visit the Options & Accessories pages at the end of the Workstations section.

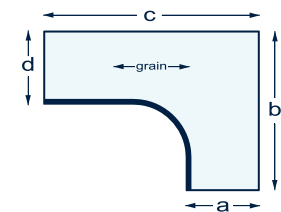
WORKSTATIONS

Freedom Electric Height Adjustable

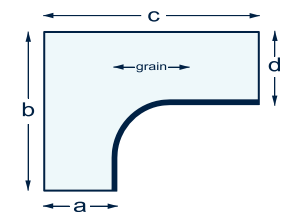
Extended Range: 22" - 48"



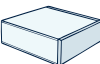
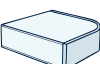





Extended Corner Left



Extended Corner Right



Size*	Basic Model
a x b x c x d	
29x58x82x29	FDD2.XCL.29588229

EDGE BAND / T-EDGE	ABS EDGE BAND	VINYL T-EDGE	EDGE BAND
			
EB			
			
EBR		T8F	
			
T4	AB	T10	PK4F

Size*	Basic Model				
a x b x c x d					
23x46x52x23	FDD2.XCR.23465223	4,197	4,295	4,290	4,425
23x46x58x23	FDD2.XCR.23465823	4,220	4,323	4,326	4,459
23x46x64x23	FDD2.XCR.23466423	4,279	4,384	4,394	4,528
23x46x70x23	FDD2.XCR.23467023	4,315	4,422	4,434	4,582
23x46x82x23	FDD2.XCR.23468223	4,487	4,606	4,641	4,824
23x58x52x23	FDD2.XCR.23585223	4,353	4,457	4,466	4,593
23x58x64x23	FDD2.XCR.23586423	4,464	4,582	4,617	4,742
23x58x70x23	FDD2.XCR.23587023	4,522	4,643	4,687	4,822
23x58x82x23	FDD2.XCR.23588223	4,714	4,846	4,919	5,095
29x58x64x29	FDD2.XCR.29586429	4,496	4,614	4,649	4,774

MODEL NUMBER

Basic Model + Edge

Example:

FDD1.L3.2959.EB

Basic Model	Edge
-------------	------

TOP SURFACE FINISH

Groups 1 & 2 Laminate standard
Group 4 Laminate see upcharge column above
Group 5 Linoleum see upcharge column above
Other Laminate or Material quote required

Please visit www.surfaceworks.us/finishes to view current top surface finish selections.

BASE FINISH

P300 Black
P348 Designer White
P354 HM Medium Tone
P387 HM Innertone Light
P406 Black Wrinkle
P431 Metallic Silver
P466 Champagne Metallic

EDGE FINISH

Please visit www.surfaceworks.us/finishes to view current edge finish selections.




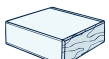





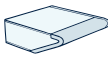
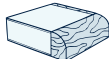
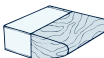


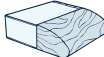


*Top dimensions are undersized from nominal to provide a 1" gap between adjacent furniture to eliminate pinch points

WORKSTATIONS

Freedom Electric Height Adjustable

Extended Range: 22" - 48"

PREMIUM MATERIAL UPCHARGES		
Group 4 Laminate	Group 5 Linoleum	SC Certified NAJUF Particleboard
181	396	125

URETHANE EDGE	URETHANE EDGE	URETHANE EDGE	WOOD EDGE	WOOD EDGE	WOOD EDGE	WOOD EDGE
						
MT6F	MA3F	MA1F	W2E	WB1	WC1F	WF2F
						
MT9F	MA4F	MA7F			WC2F	WF4F
						
	MA1F				WC3F	WF5F
						
	MA7F				WC6F	
5,774	5,774	5,774	5,126	5,338	5,404	5,709

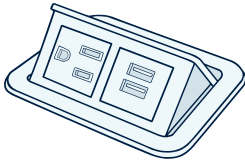
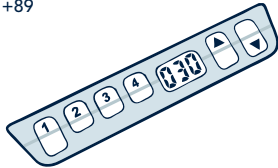
4,624	4,624	4,624	4,425	4,529	4,559	4,711	95	199	64
4,676	4,676	4,676	4,459	4,563	4,602	4,750	95	199	64
4,776	4,776	4,776	4,528	4,632	4,688	4,867	112	238	75
4,847	4,847	4,847	4,582	4,703	4,760	4,953	112	238	75
5,351	5,351	5,351	4,824	4,995	5,057	5,304	147	317	99
4,826	4,826	4,826	4,593	4,706	4,737	4,884	118	248	79
5,007	5,007	5,007	4,742	4,901	4,961	5,113	138	296	94
5,123	5,123	5,123	4,822	4,992	5,051	5,296	138	296	94
5,743	5,743	5,743	5,095	5,307	5,373	5,678	181	396	125
5,039	5,039	5,039	4,774	4,933	4,993	5,145	138	296	94

OPTIONS & ACCESSORIES

Rectangular Grommet	+26
Horizontal Universal Wire Raceway	+64
Economy CPU Holder	+95
Premium Keyboard Tray 17"	+500

4-Step Programmable Controller	+89
--------------------------------	-----

Nacre Mini Power/Data Unit	1 power, 1 dual USB, 72" cord
	+344 (each, installed)



For all options & accessories, including ordering instructions, please visit the Options & Accessories pages at the end of the Workstations section.

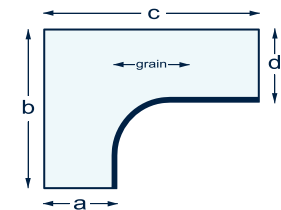
WORKSTATIONS

Freedom Electric Height Adjustable

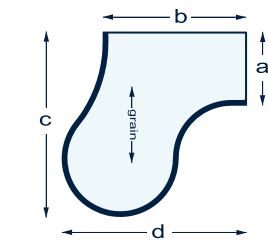
Extended Range: 22" - 48"



Extended Corner Right

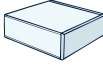
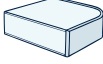
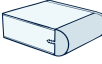






Conferencing Corner Left



Size* a x b x c x d	Basic Model				
29x58x70x29	FDD2.XCR.29587029	4,551	4,672	4,716	4,851
29x58x82x29	FDD2.XCR.29588229	4,745	4,877	4,950	5,126

Size* a x b x c x d	Basic Model				
23x40x59x56	FDD2.XPL.234059	4,387	4,437	4,510	4,534
23x40x65x56	FDD2.XPL.234065	4,509	4,566	4,657	4,805
23x40x71x56	FDD2.XPL.234071	4,576	4,636	4,736	4,894
23x46x59x59	FDD2.XPL.234659	4,387	4,437	4,510	4,534
23x46x65x59	FDD2.XPL.234665	4,509	4,566	4,657	4,805
23x46x71x59	FDD2.XPL.234671	4,576	4,636	4,736	4,894
29x40x59x56	FDD2.XPL.294059	4,387	4,437	4,510	4,534
29x40x65x56	FDD2.XPL.294065	4,509	4,566	4,657	4,805
29x40x71x56	FDD2.XPL.294071	4,576	4,636	4,736	4,894
29x46x59x59	FDD2.XPL.294659	4,387	4,437	4,510	4,534

EDGE BAND / T-EDGE	ABS EDGE BAND	VINYL T-EDGE	EDGE BAND
			
EB			
			
EBR		T8F	
			
T4	AB	T10	PK4F

MODEL NUMBER

Basic Model + Edge

Example:

FDD1.L3.2959.EB



TOP SURFACE FINISH

Groups 1 & 2 Laminate standard
Group 4 Laminate see upcharge column above
Group 5 Linoleum see upcharge column above
Other Laminate or Material quote required

Please visit www.surfaceworks.us/finishes to view current top surface finish selections.

BASE FINISH

P300 Black
P348 Designer White
P354 HM Medium Tone
P387 HM Innertone Light
P406 Black Wrinkle
P431 Metallic Silver
P466 Champagne Metallic

EDGE FINISH

Please visit www.surfaceworks.us/finishes to view current edge finish selections.

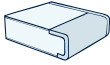

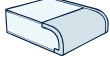
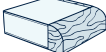

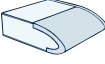










*Top dimensions are undersized from nominal to provide a 1" gap between adjacent furniture to eliminate pinch points

WORKSTATIONS

Freedom Electric Height Adjustable

Extended Range: 22" - 48"

PREMIUM MATERIAL UPCHARGES		
Group 4 Laminate	Group 5 Linoleum	SC Certified NAJUF Particleboard

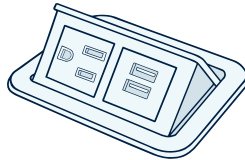
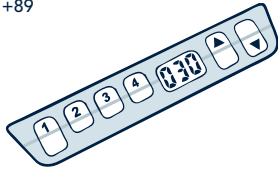
URETHANE EDGE	URETHANE EDGE	URETHANE EDGE	WOOD EDGE	WOOD EDGE	WOOD EDGE	WOOD EDGE			
									
	MA3F				WC1F				
									
	MA4F				WC2F	WF2F			
									
MT6F		MA1F			WC3F	WF4F			
									
MT9F	MA7F	MT1F	W2E	WB1	WC6F	WF5F			
5,152	5,152	5,152	4,851	5,021	5,080	5,325	138	296	94
5,774	5,774	5,774	5,126	5,338	5,404	5,709	181	396	125
4,640	4,640	4,640	4,534	4,620	4,667	4,824	124	265	86
5,024	5,024	5,024	4,805	4,959	5,019	5,165	148	317	99
5,126	5,126	5,126	4,894	5,062	5,123	5,365	148	317	99
4,640	4,640	4,640	4,534	4,620	4,667	4,824	124	265	86
5,024	5,024	5,024	4,805	4,959	5,019	5,165	148	317	99
5,126	5,126	5,126	4,894	5,062	5,123	5,365	148	317	99
4,640	4,640	4,640	4,534	4,620	4,667	4,824	124	265	86
5,024	5,024	5,024	4,805	4,959	5,019	5,165	148	317	99
5,126	5,126	5,126	4,894	5,062	5,123	5,365	148	317	99
4,640	4,640	4,640	4,534	4,620	4,667	4,824	124	265	86

OPTIONS & ACCESSORIES

Rectangular Grommet	+26
Horizontal Universal Wire Raceway	+64
Economy CPU Holder	+95
Premium Keyboard Tray 17"	+500

4-Step Programmable Controller	+89
--------------------------------	-----

Nacre Mini Power/Data Unit	1 power, 1 dual USB, 72" cord
	+344 (each, installed)



For all options & accessories, including ordering instructions, please visit the Options & Accessories pages at the end of the Workstations section.

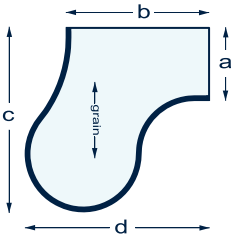
WORKSTATIONS

Freedom Electric Height Adjustable

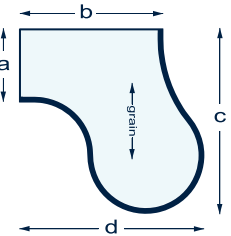
Extended Range: 22" - 48"



Conferencing
Corner Left



Conferencing
Corner Right



Size* a x b x c x d	Basic Model	EDGE BAND /T-EDGE	ABS EDGE BAND	VINYL T-EDGE	EDGE BAND
29x46x65x59	FDD2.XPL.294665	EB			
29x46x71x59	FDD2.XPL.294671	EBR		T8F	
		T4	AB	T10	PK4F
		4,509	4,566	4,657	4,805
		4,576	4,636	4,736	4,894

Size* a x b x c x d	Basic Model	EDGE BAND /T-EDGE	ABS EDGE BAND	VINYL T-EDGE	EDGE BAND
23x40x59x56	FDD2.XPR.234059				
23x40x65x56	FDD2.XPR.234065				
23x40x71x56	FDD2.XPR.234071				
23x46x59x59	FDD2.XPR.234659				
23x46x65x59	FDD2.XPR.234665				
23x46x71x59	FDD2.XPR.234671				
29x40x59x56	FDD2.XPR.294059				
29x40x65x56	FDD2.XPR.294065				
29x40x71x56	FDD2.XPR.294071				
		4,387	4,437	4,510	4,534
		4,509	4,566	4,657	4,805
		4,576	4,636	4,736	4,894
		4,387	4,437	4,510	4,534
		4,509	4,566	4,657	4,805
		4,576	4,636	4,736	4,894
		4,387	4,437	4,510	4,534
		4,509	4,566	4,657	4,805
		4,576	4,636	4,736	4,894

MODEL NUMBER

Basic Model + Edge

Example:

FDD1.L3.2959.EB



TOP SURFACE FINISH

Groups 1 & 2 Laminate standard
Group 4 Laminate see upcharge column above
Group 5 Linoleum see upcharge column above
Other Laminate or Material quote required

Please visit www.surfaceworks.us/finishes to view current top surface finish selections.

BASE FINISH

P300 Black
P348 Designer White
P354 HM Medium Tone
P387 HM Innertone Light
P406 Black Wrinkle
P431 Metallic Silver
P466 Champagne Metallic

EDGE FINISH

Please visit www.surfaceworks.us/finishes to view current edge finish selections.

















*Top dimensions are undersized from nominal to provide a 1" gap between adjacent furniture to eliminate pinch points

WORKSTATIONS

Freedom Electric Height Adjustable

Extended Range: 22" - 48"

PREMIUM MATERIAL UPCHARGES		
Group 4 Laminate	Group 5 Linoleum	SC Certified NAJF Particleboard

URETHANE EDGE	URETHANE EDGE	URETHANE EDGE	WOOD EDGE	WOOD EDGE	WOOD EDGE	WOOD EDGE
						
MT9F	MA7F	MT1F	W2E	WB1	WC6F	WF5F
						
MT6F	MA4F	MA1F			WC3F	WF4F
						
MA3F					WC2F	WF2F
						
WC1F						

5,024	5,024	5,024	4,805	4,959	5,019	5,165	148	317	99
5,126	5,126	5,126	4,894	5,062	5,123	5,365	148	317	99


4,640	4,640	4,640	4,534	4,620	4,667	4,824	124	265	86
5,024	5,024	5,024	4,805	4,959	5,019	5,165	148	317	99
5,126	5,126	5,126	4,894	5,062	5,123	5,365	148	317	99
4,640	4,640	4,640	4,534	4,620	4,667	4,824	124	265	86
5,024	5,024	5,024	4,805	4,959	5,019	5,165	148	317	99
5,126	5,126	5,126	4,894	5,062	5,123	5,365	148	317	99
4,640	4,640	4,640	4,534	4,620	4,667	4,824	124	265	86
5,024	5,024	5,024	4,805	4,959	5,019	5,165	148	317	99
5,126	5,126	5,126	4,894	5,062	5,123	5,365	148	317	99

OPTIONS & ACCESSORIES

Rectangular Grommet	+26
Horizontal Universal Wire Raceway	+64
Economy CPU Holder	+95
Premium Keyboard Tray 17"	+500

4-Step Programmable Controller	+89
--------------------------------	-----

Nacre Mini Power/Data Unit	1 power, 1 dual USB, 72" cord
	+344 (each, installed)



For all options & accessories, including ordering instructions, please visit the Options & Accessories pages at the end of the Workstations section.

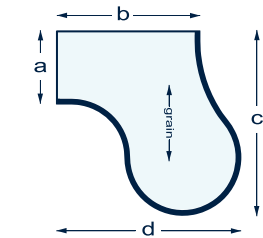
WORKSTATIONS

Freedom Electric Height Adjustable

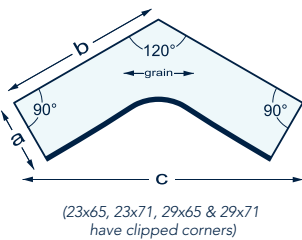
Extended Range: 22" - 48"



Conferencing
Corner Right



120° Corner W/ 90°
Ends



Size* a x b x c x d	Basic Model	EDGE BAND /T-EDGE	ABS EDGE BAND	VINYL T-EDGE	EDGE BAND
29x46x59x59	FDD2.XPR.294659	EB			
29x46x65x59	FDD2.XPR.294665	EBR		T8F	
29x46x71x59	FDD2.XPR.294671	T4	AB	T10	PK4F
		4,387	4,437	4,510	4,534
		4,509	4,566	4,657	4,805
		4,576	4,636	4,736	4,894

Size* a x b x c	Basic Model	EDGE BAND /T-EDGE	ABS EDGE BAND	VINYL T-EDGE	EDGE BAND
23x47x81	FDD2.L3.2347				
23x53x92	FDD2.L3.2353				
23x59x102	FDD2.L3.2359				
23x65x113	FDD2.L3.2365				
23x71x123	FDD2.L3.2371				
29x47x81	FDD2.L3.2947				
29x53x92	FDD2.L3.2953				
29x59x102	FDD2.L3.2959				
29x65x113	FDD2.L3.2965				
		4,365	4,419	4,504	4,699
		4,464	4,523	4,622	4,817
		4,850	4,934	5,096	5,340
		4,988	5,080	5,260	5,537
		5,123	5,225	5,424	5,728
		4,396	4,450	4,535	4,730
		4,729	4,804	4,942	5,156
		4,879	4,963	5,125	5,369
		5,020	5,112	5,292	5,569

MODEL NUMBER

Basic Model + Edge

Example:

FDD1.L3.2959.EB



TOP SURFACE FINISH

Groups 1 & 2 Laminate standard
Group 4 Laminate see upcharge column above
Group 5 Linoleum see upcharge column above
Other Laminate or Material quote required

Please visit www.surfaceworks.us/finishes to view current top surface finish selections.

BASE FINISH

P300 Black
P348 Designer White
P354 HM Medium Tone
P387 HM Innertone Light
P406 Black Wrinkle
P431 Metallic Silver
P466 Champagne Metallic

EDGE FINISH

Please visit www.surfaceworks.us/finishes to view current edge finish selections.

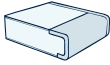
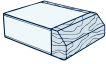
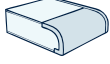


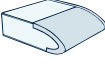

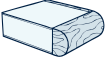
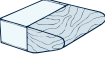







*Top dimensions are undersized from nominal to provide a 1" gap between adjacent furniture to eliminate pinch points

WORKSTATIONS

Freedom Electric Height Adjustable

Extended Range: 22" - 48"

PREMIUM MATERIAL UPCHARGES		
Group 4 Laminate	Group 5 Linoleum	SC Certified NAJUF Particleboard

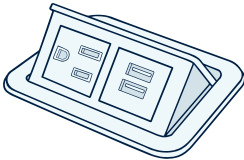
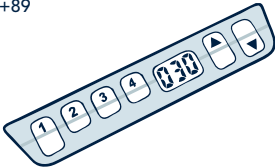
URETHANE EDGE	URETHANE EDGE	URETHANE EDGE	WOOD EDGE	WOOD EDGE	WOOD EDGE	WOOD EDGE			
									
	MA3F				WC1F				
									
	MA4F				WC2F	WF2F			
									
MT6F		MA1F			WC3F	WF4F			
									
MT9F	MA7F	MT1F	W2E	WB1	WC6F	WF5F			
4,640	4,640	4,640	4,534	4,620	4,667	4,824		124	265
5,024	5,024	5,024	4,805	4,959	5,019	5,165		148	317
5,126	5,126	5,126	4,894	5,062	5,123	5,365		148	317
5,210	5,210	5,210	4,699	4,857	4,916	5,146		147	317
5,364	5,364	5,364	4,817	4,989	5,046	5,294		147	317
6,146	6,146	6,146	5,340	5,597	5,665	6,036		225	494
6,432	6,432	6,432	5,537	5,824	5,895	6,306		225	494
6,713	6,713	6,713	5,728	6,046	6,120	6,576		270	592
5,241	5,241	5,241	4,730	4,888	4,947	5,177		147	317
5,867	5,867	5,867	5,156	5,384	5,446	5,770		181	396
6,175	6,175	6,175	5,369	5,626	5,694	6,065		225	494
6,464	6,464	6,464	5,569	5,856	5,927	6,338		225	494

OPTIONS & ACCESSORIES

Rectangular Grommet	+26
Horizontal Universal Wire Raceway	+64
Economy CPU Holder	+95
Premium Keyboard Tray 17"	+500

4-Step Programmable Controller	+89
--------------------------------	-----

Nacre Mini Power/Data Unit	
1 power, 1 dual USB, 72" cord	
+344 (each, installed)	



For all options & accessories, including ordering instructions, please visit the Options & Accessories pages at the end of the Workstations section.

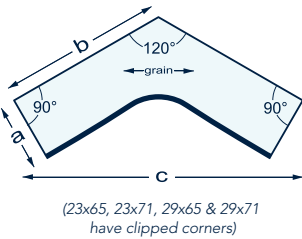
WORKSTATIONS

Freedom Electric Height Adjustable

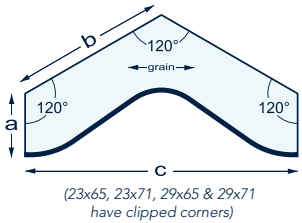
Extended Range: 22" - 48"

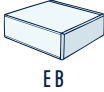

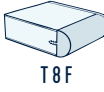



120° Corner
W/ 90° Ends



120° Corner
w/120° Ends



Size* a x b	Basic Model	EDGE BAND /T-EDGE	ABS EDGE BAND	VINYL T-EDGE	EDGE BAND
29x71x123	FDD2.L3.2971	 EB	 EBR	 T8F	 PK4F
		T4	AB	T10	
		5,156	5,258	5,457	5,761

Size* a x b x c	Basic Model	EDGE BAND /T-EDGE	ABS EDGE BAND	VINYL T-EDGE	EDGE BAND
23x47x81	FDD2.L4.2347	4,365	4,419	4,504	4,699
23x53x92	FDD2.L4.2353	4,464	4,523	4,622	4,817
23x59x102	FDD2.L4.2359	4,850	4,934	5,096	5,340
23x65x113	FDD2.L4.2365	4,988	5,080	5,260	5,537
23x71x123	FDD2.L4.2371	5,123	5,225	5,424	5,728
29x47x81	FDD2.L4.2947	4,396	4,450	4,535	4,730
29x53x92	FDD2.L4.2953	4,729	4,804	4,942	5,156
29x59x102	FDD2.L4.2959	4,879	4,963	5,125	5,369
29x65x113	FDD2.L4.2965	5,020	5,112	5,292	5,569
29x71x123	FDD2.L4.2971	5,156	5,258	5,457	5,761

MODEL NUMBER

Basic Model + Edge

Example:

FDD1.L3.2959.EB



TOP SURFACE FINISH

Groups 1 & 2 Laminate standard
Group 4 Laminate see upcharge column above
Group 5 Linoleum see upcharge column above
Other Laminate or Material quote required

Please visit www.surfaceworks.us/finishes to view current top surface finish selections.

BASE FINISH

P300 Black
P348 Designer White
P354 HM Medium Tone
P387 HM Innertone Light
P406 Black Wrinkle
P431 Metallic Silver
P466 Champagne Metallic

EDGE FINISH

Please visit www.surfaceworks.us/finishes to view current edge finish selections.

*Top dimensions are undersized from nominal to provide a 1" gap between adjacent furniture to eliminate pinch points

WORKSTATIONS

C

Freedom Electric Height Adjustable

O

Extended Range: 22" - 48"

PREMIUM MATERIAL UPCHARGES		
Group 4 Laminate	Group 5 Linoleum	SC Certified NAJUF Particleboard

URETHANE EDGE	URETHANE EDGE	URETHANE EDGE	WOOD EDGE	WOOD EDGE	WOOD EDGE	WOOD EDGE
					WC1F	
	MA3F				WC2F	WF2F
MT6F	MA4F	MA1F			WC3F	WF4F
MT9F	MA7F	MT1F	W2E	WB1	WC6F	WF5F
6,746	6,746	6,746	5,761	6,079	6,153	6,609

5,210	5,210	5,210	4,699	4,857	4,916	5,146	147	317	99
5,364	5,364	5,364	4,817	4,989	5,046	5,294	147	317	99
6,146	6,146	6,146	5,340	5,597	5,665	6,036	225	494	156
6,432	6,432	6,432	5,537	5,824	5,895	6,306	225	494	156
6,713	6,713	6,713	5,728	6,046	6,120	6,576	270	592	186
5,241	5,241	5,241	4,730	4,888	4,947	5,177	147	317	99
5,867	5,867	5,867	5,156	5,384	5,446	5,770	181	396	125
6,175	6,175	6,175	5,369	5,626	5,694	6,065	225	494	156
6,464	6,464	6,464	5,569	5,856	5,927	6,338	225	494	156
6,746	6,746	6,746	5,761	6,079	6,153	6,609	270	592	186

OPTIONS & ACCESSORIES

- Rectangular Grommet

Horizontal Universal Wire Raceway

Economy CPU Holder

Premium Keyboard Tray 17"
- +26

+64

+95

+500

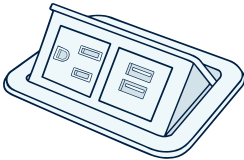
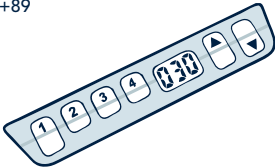
- 4-Step Programmable Controller
- +89

- Nacre Mini Power/Data Unit

1 power, 1 dual USB, 72" cord

+344 (each, installed)

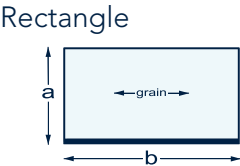
For all options & accessories, including ordering instructions, please visit the Options & Accessories pages at the end of the Workstations section.



WORKSTATIONS

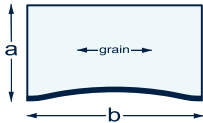
Freedom Crank Height Adjustable

Range: 27" - 45.5"



Size* a x b	Basic Model	EDGE BAND /T-EDGE	ABS EDGE BAND	VINYL T-EDGE	EDGE BAND
23x40	FDDC.R.2340	EB			
23x46	FDDC.R.2346	EBR			
23x52	FDDC.R.2352	T4			
23x58	FDDC.R.2358		AB		
23x64	FDDC.R.2364			T8F	
29x46	FDDC.R.2946			T10	PK4F
29x52	FDDC.R.2952				
29x58	FDDC.R.2958				
29x64	FDDC.R.2964				

Concave Rectangle



Size* a x b	Basic Model	EDGE BAND /T-EDGE	ABS EDGE BAND	VINYL T-EDGE	EDGE BAND
23x40	FDDC.RC.2340				
23x46	FDDC.RC.2346				
23x52	FDDC.RC.2352				
23x58	FDDC.RC.2358				

MODEL NUMBER

Basic Model + Edge

Example:

FDD1.L3.2959.EB



TOP SURFACE FINISH

Groups 1 & 2 Laminate standard
Group 4 Laminate see upcharge column above
Group 5 Linoleum see upcharge column above
Other Laminate or Material quote required

Please visit www.surfaceworks.us/finishes to view current top surface finish selections.

BASE FINISH

P300 Black
P348 Designer White
P354 HM Medium Tone
P387 HM Innertone Light
P406 Black Wrinkle
P431 Metallic Silver
P466 Champagne Metallic

EDGE FINISH

Please visit www.surfaceworks.us/finishes to view current edge finish selections.

*Top dimensions are undersized from nominal to provide a 1" gap between adjacent furniture to eliminate pinch points

WORKSTATIONS

Freedom Crank Height Adjustable

Range: 27" - 45.5"

PREMIUM MATERIAL
UPCHARGES

Group 4 Laminate

Group 5 Linoleum

SC Certified NA JF Particleboard

1,843	1,843	1,843	1,757	1,818	1,853	1,948	42	80	27
1,894	1,894	1,894	1,790	1,853	1,906	2,007	42	80	27
1,957	1,957	1,957	1,849	1,917	1,968	2,079	52	99	32
2,008	2,008	2,008	1,901	1,968	2,020	2,141	52	99	32
2,090	2,090	2,090	1,963	2,052	2,103	2,233	60	120	38
1,989	1,989	1,989	1,876	1,944	1,981	2,115	52	99	32
2,052	2,052	2,052	1,938	2,013	2,042	2,190	61	125	40
2,129	2,129	2,129	1,979	2,051	2,102	2,235	61	125	40
2,190	2,190	2,190	2,038	2,127	2,178	2,310	73	149	49

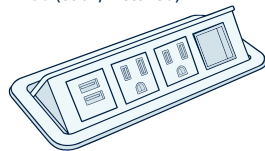
1,929	1,929	1,929	1,826	1,900	1,939	2,051	42	80	27
1,981	1,981	1,981	1,860	1,936	1,993	2,112	42	80	27
2,041	2,041	2,041	1,917	1,999	2,054	2,181	52	99	32
2,096	2,096	2,096	1,970	2,051	2,106	2,244	52	99	32

OPTIONS & ACCESSORIES

Rectangular Grommet +26
Horizontal Universal Wire Raceway +64
Economy CPU Holder +95
Premium Keyboard Tray 17" +500

Nacre
Power/Data Module
2 power, 1 dual USB,
1 open data, 120" cord
+456 (each, installed)

Lockable CPU Holder
Fixed Mount +320
Swivel & Slide Mount +425



For all options & accessories, including ordering instructions, please visit the Options & Accessories pages at the end of the Workstations section.

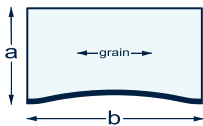
WORKSTATIONS

Freedom Crank Height Adjustable

Range: 27" - 45.5"

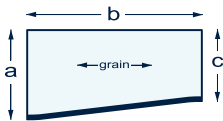


Concave Rectangle



Size* a x b	Basic Model	EDGE BAND /T-EDGE	ABS EDGE BAND	VINYL T-EDGE	EDGE BAND
23x64	FDDC.RC.2364	EB			
29x46	FDDC.RC.2946	EBR		T8F	
29x52	FDDC.RC.2952	T4	AB	T10	PK4F
29x58	FDDC.RC.2958				
29x64	FDDC.RC.2964				
		1,788	1,879	1,858	2,032
		1,733	1,821	1,801	1,945
		1,781	1,873	1,855	2,000
		1,812	1,905	1,893	2,048
		1,862	1,956	1,945	2,107

Slant Left



Size* a x b x c	Basic Model	EDGE BAND /T-EDGE	ABS EDGE BAND	VINYL T-EDGE	EDGE BAND
29x40x23	FDDC.STL.294023				
29x46x23	FDDC.STL.294623				
29x52x23	FDDC.STL.295223				
29x58x23	FDDC.STL.295823				
29x64x23	FDDC.STL.296423				
		1,642	1,726	1,691	1,841
		1,688	1,774	1,741	1,909
		1,733	1,821	1,795	1,966
		1,768	1,858	1,836	2,003
		1,804	1,896	1,874	2,048

MODEL NUMBER

Basic Model + Edge

Example:

FDD1.L3.2959.EB



TOP SURFACE FINISH

Groups 1 & 2 Laminate standard
Group 4 Laminate see upcharge column above
Group 5 Linoleum see upcharge column above
Other Laminate or Material quote required

Please visit www.surfaceworks.us/finishes to view current top surface finish selections.

BASE FINISH

P300 Black
P348 Designer White
P354 HM Medium Tone
P387 HM Innertone Light
P406 Black Wrinkle
P431 Metallic Silver
P466 Champagne Metallic

EDGE FINISH

Please visit www.surfaceworks.us/finishes to view current edge finish selections.

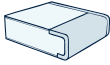
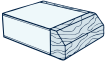
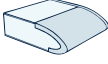
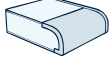






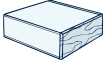
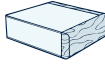


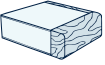
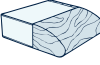
*Top dimensions are undersized from nominal to provide a 1" gap between adjacent furniture to eliminate pinch points

WORKSTATIONS

Freedom Crank Height Adjustable

Range: 27" - 45.5"

PREMIUM MATERIAL UPCHARGES		
Group 4 Laminate	Group 5 Linoleum	SC Certified NAJUF Particleboard

URETHANE EDGE	URETHANE EDGE	URETHANE EDGE	WOOD EDGE	WOOD EDGE	WOOD EDGE	WOOD EDGE
						
	MA3F				WC1F	
						
MT6F	MA4F	MA1F			WC2F	WF2F
						
MT9F	MA7F	MT1F	W2E	WB1	WC3F	WF4F
						
					WC6F	WF5F

2,177	2,177	2,177	2,032	2,135	2,189	2,337	60	120	38
2,076	2,076	2,076	1,945	2,027	2,068	2,218	52	99	32
2,139	2,139	2,139	2,006	2,095	2,127	2,292	61	125	40
2,215	2,215	2,215	2,048	2,134	2,188	2,339	61	125	40
2,276	2,276	2,276	2,107	2,210	2,264	2,415	73	149	49

1,952	1,952	1,952	1,841	1,910	1,963	2,074	52	99	32
2,023	2,023	2,023	1,909	1,979	2,034	2,154	52	99	32
2,089	2,089	2,089	1,966	2,043	2,099	2,228	61	125	40
2,129	2,129	2,129	2,003	2,084	2,139	2,277	61	125	40
2,178	2,178	2,178	2,048	2,137	2,189	2,331	73	149	49

OPTIONS & ACCESSORIES

- Rectangular Grommet

+26
- Horizontal Universal Wire Raceway

+64
- Economy CPU Holder

+95
- Premium Keyboard Tray 17"

+500

- Nacre

Power/Data Module

2 power, 1 dual USB,

1 open data, 120" cord

+456 (each, installed)

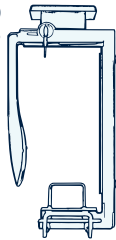
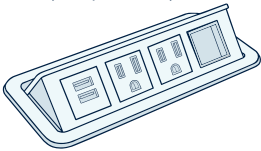
- Lockable CPU Holder

Fixed Mount

+320

Swivel & Slide Mount

+425

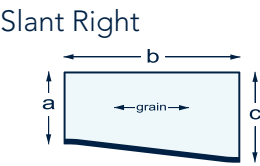


For all options & accessories, including ordering instructions, please visit the Options & Accessories pages at the end of the Workstations section.

WORKSTATIONS

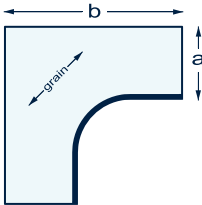
Freedom Crank Height Adjustable

Range: 27" - 45.5"



Size* a x b x c	Basic Model	EDGE BAND /T-EDGE	ABS EDGE BAND	VINYL T-EDGE	EDGE BAND
23x40x29	FDDC.STR.234029	EB			
23x46x29	FDDC.STR.234629	EBR			
23x52x29	FDDC.STR.235229	T4			
23x58x29	FDDC.STR.235829		AB		
23x64x29	FDDC.STR.236429			T10	PK4F

Corner Curved



Size* a x b	Basic Model	EDGE BAND /T-EDGE	ABS EDGE BAND	VINYL T-EDGE	EDGE BAND
23x46	FDDC.L.2346				
23x52	FDDC.L.2352				
23x58	FDDC.L.2358				
29x46	FDDC.L.2946				
29x52	FDDC.L.2952				
29x58	FDDC.L.2958				

MODEL NUMBER

Basic Model + Edge

Example:

FDD1.L3.2959.EB



TOP SURFACE FINISH

Groups 1 & 2 Laminate standard
Group 4 Laminate see upcharge column above
Group 5 Linoleum see upcharge column above
Other Laminate or Material quote required

Please visit www.surfaceworks.us/finishes to view current top surface finish selections.

BASE FINISH

P300 Black
P348 Designer White
P354 HM Medium Tone
P387 HM Innertone Light
P406 Black Wrinkle
P431 Metallic Silver
P466 Champagne Metallic

EDGE FINISH

Please visit www.surfaceworks.us/finishes to view current edge finish selections.

*Top dimensions are undersized from nominal to provide a 1" gap between adjacent furniture to eliminate pinch points

WORKSTATIONS

Freedom Crank Height Adjustable

Range: 27" - 45.5"

PREMIUM MATERIAL
UPCHARGES

Group 4 Laminate

Group 5 Linoleum

SC Certified NAJUF Particleboard

1,952	1,952	1,952	1,841	1,910	1,963	2,074	52	99	32
2,023	2,023	2,023	1,909	1,979	2,034	2,154	52	99	32
2,089	2,089	2,089	1,966	2,043	2,099	2,228	61	125	49
2,129	2,129	2,129	2,003	2,084	2,139	2,277	61	125	49
2,178	2,178	2,178	2,048	2,137	2,189	2,331	73	149	49

2,824	2,824	2,824	2,663	2,743	2,800	2,923	78	159	51
2,983	2,983	2,983	2,819	2,918	2,963	3,109	118	248	79
3,147	3,147	3,147	2,981	3,085	3,132	3,285	118	248	79
2,856	2,856	2,856	2,695	2,775	2,832	2,955	78	159	51
3,016	3,016	3,016	2,852	2,951	2,996	3,142	118	248	79
3,182	3,182	3,182	3,016	3,120	3,167	3,320	118	248	79

OPTIONS & ACCESSORIES

Rectangular Grommet +26
Horizontal Universal Wire Raceway +64
Economy CPU Holder +95
Premium Keyboard Tray 17" +500

Nacre
Power/Data Module
2 power, 1 dual USB,
1 open data, 120" cord
+456 (each, installed)

Lockable CPU Holder
Fixed Mount +320
Swivel & Slide Mount +425



For all options & accessories, including ordering instructions, please visit the Options & Accessories pages at the end of the Workstations section.

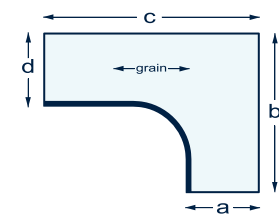
WORKSTATIONS

Freedom Crank Height Adjustable

Range: 27" - 45.5"



Extended Corner Left



Size* a x b x c x d	Basic Model	EDGE BAND /T-EDGE	ABS EDGE BAND	VINYL T-EDGE	EDGE BAND
23x46x52x23	FDDC.XCL.23465223	EB			
23x46x58x23	FDDC.XCL.23465823	EBR		T8F	
23x46x64x23	FDDC.XCL.23466423	T4	AB	T10	PK4F
23x46x70x23	FDDC.XCL.23467023	2,646	2,744	2,739	2,874
23x46x82x23	FDDC.XCL.23468223	2,675	2,778	2,781	2,914
23x58x52x23	FDDC.XCL.23585223	2,746	2,851	2,861	2,995
23x58x64x23	FDDC.XCL.23586423	2,783	2,890	2,902	3,050
23x58x70x23	FDDC.XCL.23587023	2,973	3,092	3,127	3,310
23x58x82x23	FDDC.XCL.23588223	2,817	2,921	2,930	3,057
		2,945	3,063	3,098	3,223
		3,002	3,123	3,167	3,302
		3,214	3,346	3,419	3,595

MODEL NUMBER

Basic Model + Edge

Example:

FDD1.L3.2959.EB



TOP SURFACE FINISH

Groups 1 & 2 Laminate standard
Group 4 Laminate see upcharge column above
Group 5 Linoleum see upcharge column above
Other Laminate or Material quote required

Please visit www.surfaceworks.us/finishes to view current top surface finish selections.

BASE FINISH

P300 Black
P348 Designer White
P354 HM Medium Tone
P387 HM Innertone Light
P406 Black Wrinkle
P431 Metallic Silver
P466 Champagne Metallic

EDGE FINISH

Please visit www.surfaceworks.us/finishes to view current edge finish selections.

*Top dimensions are undersized from nominal to provide a 1" gap between adjacent furniture to eliminate pinch points

WORKSTATIONS

Freedom Crank Height Adjustable

Range: 27" - 45.5"












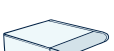
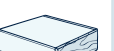



Group 4 Laminate

Group 5 Linoleum

SC Certified NAUF Particleboard

PREMIUM MATERIALS
UPCHARGES

K

Freedom Crank Height Adjustable							Range: 27" - 45.5"		
URETHANE EDGE	URETHANE EDGE	URETHANE EDGE	WOOD EDGE	WOOD EDGE	WOOD EDGE	WOOD EDGE	PREMIUM MATERIAL UPCHARGES		
					 WC1F				
	 MA3F				 WC2F	 WF2F			
 MT6F	 MA4F	 MA1F			 WC3F	 WF4F			
 MT9F	 MA7F	 MT1F	 W2E	 WB1	 WC6F	 WF5F			
3,073	3,073	3,073	2,874	2,978	3,008	3,160	95	199	64
3,131	3,131	3,131	2,914	3,018	3,057	3,205	95	199	64
3,243	3,243	3,243	2,995	3,099	3,155	3,334	112	238	75
3,315	3,315	3,315	3,050	3,171	3,228	3,421	112	238	79
3,837	3,837	3,837	3,310	3,481	3,543	3,790	147	317	99
3,290	3,290	3,290	3,057	3,170	3,201	3,348	118	248	79
3,488	3,488	3,488	3,223	3,382	3,442	3,594	138	296	94
3,603	3,603	3,603	3,302	3,472	3,531	3,776	138	296	94
4,243	4,243	4,243	3,595	3,807	3,873	4,178	181	396	125

OPTIONS & ACCESSORIES

Rectangular Grommet	+26
Horizontal Universal Wire Raceway	+64
Economy CPU Holder	+95
Premium Keyboard Tray 17"	+500

Nacre
Power/Data Module

2 power, 1 dual USB,
1 open data, 120" cord
+456 (each, installed)



Lockable CPU Holder

Fixed Mount	+320
Swivel & Slide Mount	+425



For all options & accessories, including ordering instructions, please visit the Options & Accessories pages at the end of the Workstations section.

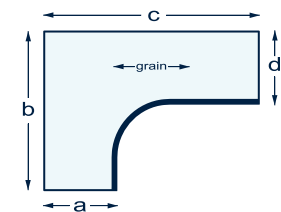
WORKSTATIONS

Freedom Crank Height Adjustable

Range: 27" - 45.5"

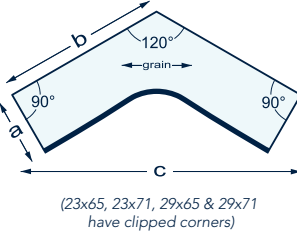


Extended Corner Right



Size*	Basic Model	EDGE BAND /T-EDGE	ABS EDGE BAND	VINYL T-EDGE	EDGE BAND
a x b x c x d					
23x46x52x23	FDDC.XCR.23465223	EB			
23x46x58x23	FDDC.XCR.23465823	EBR		T8F	
23x46x64x23	FDDC.XCR.23466423	T4	AB	T10	PK4F
23x46x70x23	FDDC.XCR.23467023				
23x46x82x23	FDDC.XCR.23468223				
23x58x52x23	FDDC.XCR.23585223				
23x58x64x23	FDDC.XCR.23586423				
23x58x70x23	FDDC.XCR.23587023				
23x58x82x23	FDDC.XCR.23588223				

120° Corner W/ 90° Ends



Size*	Basic Model	EDGE BAND /T-EDGE	ABS EDGE BAND	VINYL T-EDGE	EDGE BAND
a x b x c					
23x47x81	FDDC.L3.2347				
23x53x92	FDDC.L3.2353				
23x59x102	FDDC.L3.2359				
23x65x113	FDDC.L3.2365				

MODEL NUMBER

Basic Model + Edge

Example:

FDD1.L3.2959.EB



TOP SURFACE FINISH

Groups 1 & 2 Laminate standard
Group 4 Laminate see upcharge column above
Group 5 Linoleum see upcharge column above
Other Laminate or Material quote required

Please visit www.surfaceworks.us/finishes to view current top surface finish selections.

BASE FINISH

P300 Black
P348 Designer White
P354 HM Medium Tone
P387 HM Innertone Light
P406 Black Wrinkle
P431 Metallic Silver
P466 Champagne Metallic

EDGE FINISH

Please visit www.surfaceworks.us/finishes to view current edge finish selections.

*Top dimensions are undersized from nominal to provide a 1" gap between adjacent furniture to eliminate pinch points

WORKSTATIONS

Freedom Crank Height Adjustable




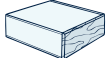
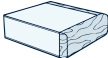




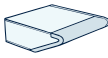
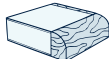
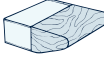
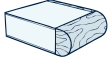
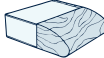

Range: 27" - 45.5"

PREMIUM MATERIAL
UPCHARGES

Group 4 Laminate

Group 5 Linoleum

SC Certified NAJF Particleboard

URETHANE EDGE	URETHANE EDGE	URETHANE EDGE	WOOD EDGE	WOOD EDGE	WOOD EDGE	WOOD EDGE
						
MT6F	MA3F	MA1F	W2E	WB1	WC1F	WF2F
						
MT9F	MA4F	MA7F			WC2F	WF4F
						
					WC3F	WF5F
						
					WC6F	

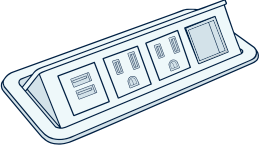
3,073	3,073	3,073	2,874	2,978	3,008	3,160	95	199	64
3,131	3,131	3,131	2,914	3,018	3,057	3,205	95	199	64
3,243	3,243	3,243	2,995	3,099	3,155	3,334	112	238	75
3,315	3,315	3,315	3,050	3,171	3,228	3,421	112	238	75
3,837	3,837	3,837	3,310	3,481	3,543	3,790	147	317	99
3,290	3,290	3,290	3,057	3,170	3,201	3,348	118	248	79
3,488	3,488	3,488	3,223	3,382	3,442	3,594	138	296	94
3,603	3,603	3,603	3,302	3,472	3,531	3,776	138	296	94
4,243	4,243	4,243	3,595	3,807	3,873	4,178	181	396	125

3,671	3,671	3,671	3,160	3,318	3,377	3,607	147	317	99
3,831	3,831	3,831	3,284	3,456	3,513	3,761	147	317	99
4,639	4,639	4,639	3,833	4,090	4,158	4,529	225	494	156
4,928	4,928	4,928	4,033	4,320	4,391	4,802	225	494	156

OPTIONS & ACCESSORIES

Rectangular Grommet	+26
Horizontal Universal Wire Raceway	+64
Economy CPU Holder	+95
Premium Keyboard Tray 17"	+500

Nacre
Power/Data Module
2 power, 1 dual USB,
1 open data, 120" cord
+456 (each, installed)



Lockable CPU Holder
Fixed Mount +320
Swivel & Slide Mount +425



For all options & accessories, including ordering instructions, please visit the Options & Accessories pages at the end of the Workstations section.

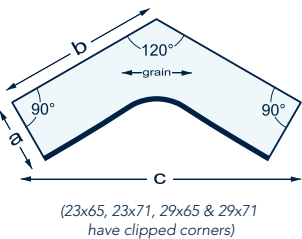
WORKSTATIONS

Freedom Crank Height Adjustable

Range: 27" - 45.5"

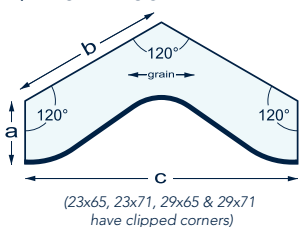


120° Corner
W/ 90° Ends



Size* a x b x c	Basic Model	EDGE BAND /T-EDGE	ABS EDGE BAND	VINYL T-EDGE	EDGE BAND
23x71x123	FDDC.L3.2371	EB			
29x47x81	FDDC.L3.2947	EBR		T8F	
29x53x92	FDDC.L3.2953	T4		T10	PK4F
29x59x102	FDDC.L3.2959		AB		
29x65x113	FDDC.L3.2965				
29x71x123	FDDC.L3.2971				
		3,644	3,746	3,945	4,249
		2,859	2,913	2,998	3,193
		3,200	3,275	3,413	3,627
		3,376	3,460	3,622	3,866
		3,517	3,609	3,789	4,066
		3,677	3,779	3,978	4,282

120° Corner
w/120° Ends



Size* a x b x c	Basic Model	EDGE BAND /T-EDGE	ABS EDGE BAND	VINYL T-EDGE	EDGE BAND
23x47x81	FDDC.L4.2347				
23x53x92	FDDC.L4.2353				
23x59x102	FDDC.L4.2359				
23x65x113	FDDC.L4.2365				
23x71x123	FDDC.L4.2371				
29x47x81	FDDC.L4.2947				
29x53x92	FDDC.L4.2953				
		2,826	2,880	2,965	3,160
		2,931	2,990	3,089	3,284
		3,343	3,427	3,589	3,833
		3,484	3,576	3,756	4,033
		3,644	3,746	3,945	4,249
		2,859	2,913	2,998	3,193
		3,200	3,275	3,413	3,627

MODEL NUMBER

Basic Model + Edge

Example:

FDD1.L3.2959.EB



TOP SURFACE FINISH

Groups 1 & 2 Laminate standard
Group 4 Laminate see upcharge column above
Group 5 Linoleum see upcharge column above
Other Laminate or Material quote required

Please visit www.surfaceworks.us/finishes to view current top surface finish selections.

BASE FINISH

P300 Black
P348 Designer White
P354 HM Medium Tone
P387 HM Innertone Light
P406 Black Wrinkle
P431 Metallic Silver
P466 Champagne Metallic

EDGE FINISH

Please visit www.surfaceworks.us/finishes to view current edge finish selections.

*Top dimensions are undersized from nominal to provide a 1" gap between adjacent furniture to eliminate pinch points

WORKSTATIONS

Freedom Crank Height Adjustable

Range: 27" - 45.5"




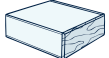
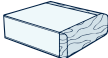




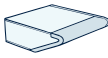
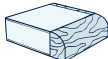

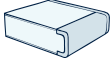
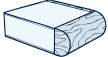

PREMIUM MATERIAL
UPCHARGES

Group 4 Laminate

Group 5 Linoleum

SC Certified NAJF Particleboard

270	592	186
147	317	99
181	396	125
225	494	156
225	494	156
270	592	186

URETHANE EDGE	URETHANE EDGE	URETHANE EDGE	WOOD EDGE	WOOD EDGE	WOOD EDGE	WOOD EDGE
						
MT6F	MA3F	MA1F	W2E	WB1	WC1F	WF2F
						
MT9F	MA4F	MT1F			WC2F	WF4F
						
	MA7F				WC3F	WF5F

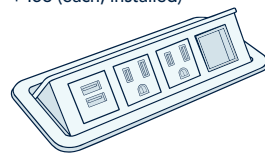
5,234	5,234	5,234	4,249	4,567	4,641	5,097	270	592	186
3,704	3,704	3,704	3,193	3,351	3,410	3,640	147	317	99
4,338	4,338	4,338	3,627	3,855	3,917	4,241	181	396	125
4,672	4,672	4,672	3,866	4,123	4,191	4,562	225	494	156
4,961	4,961	4,961	4,066	4,353	4,424	4,835	225	494	156
5,267	5,267	5,267	4,282	4,600	4,674	5,130	270	592	186

3,671	3,671	3,671	3,160	3,318	3,377	3,607	147	317	99
3,831	3,831	3,831	3,284	3,456	3,513	3,761	147	317	99
4,639	4,639	4,639	3,833	4,090	4,158	4,529	225	494	156
4,928	4,928	4,928	4,033	4,320	4,391	4,802	225	494	156
5,234	5,234	5,234	4,249	4,567	4,641	5,097	270	592	186
3,704	3,704	3,704	3,193	3,351	3,410	3,640	147	317	99
4,338	4,338	4,338	3,627	3,855	3,917	4,241	181	396	125

OPTIONS & ACCESSORIES

Rectangular Grommet	+26
Horizontal Universal Wire Raceway	+64
Economy CPU Holder	+95
Premium Keyboard Tray 17"	+500

Nacre
Power/Data Module
2 power, 1 dual USB,
1 open data, 120" cord
+456 (each, installed)



Lockable CPU Holder
Fixed Mount +320
Swivel & Slide Mount +425



For all options & accessories, including ordering instructions, please visit the Options & Accessories pages at the end of the Workstations section.

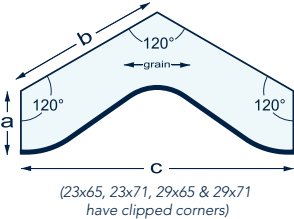
WORKSTATIONS

Freedom Crank Height Adjustable


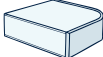



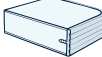

Range: 27" - 45.5"



120° Corner
w/120° Ends



Size* a x b x c	Basic Model
29x59x102	FDDC.L4.2959
29x65x113	FDDC.L4.2965
29x71x123	FDDC.L4.2971

EDGE BAND /T-EDGE	ABS EDGE BAND	VINYL T-EDGE	EDGE BAND
			
EB			
			
EBR		T8F	
			
T4	AB	T10	PK4F
3,376	3,460	3,622	3,866
3,517	3,609	3,789	4,066
3,677	3,779	3,978	4,282

MODEL NUMBER

Basic Model + Edge

Example:

FDD1.L3.2959.EB



TOP SURFACE FINISH

Groups 1 & 2 Laminate standard
Group 4 Laminate see upcharge column above
Group 5 Linoleum see upcharge column above
Other Laminate or Material quote required

Please visit www.surfaceworks.us/finishes to view current top surface finish selections.

EDGE FINISH

Please visit www.surfaceworks.us/finishes to view current edge finish selections.

BASE FINISH

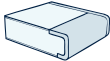














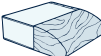
P300 Black
P348 Designer White
P354 HM Medium Tone
P387 HM Innertone Light
P406 Black Wrinkle
P431 Metallic Silver
P466 Champagne Metallic

*Top dimensions are undersized from nominal to provide a 1" gap between adjacent furniture to eliminate pinch points

WORKSTATIONS

Freedom Crank Height Adjustable
Range: 27" - 45.5"

PREMIUM MATERIAL UPCHARGES		
Group 4 Laminate	Group 5 Linoleum	SC Certified NAJUF Particleboard

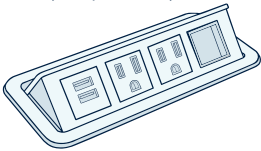
URETHANE EDGE	URETHANE EDGE	URETHANE EDGE	WOOD EDGE	WOOD EDGE	WOOD EDGE	WOOD EDGE
						
	MA3F				WC1F	
						
MT6F	MA4F	MA1F			WC2F	WF2F
						
MT9F	MA7F	MT1F	W2E	WB1	WC3F	WF4F
						
					WC6F	WF5F

4,672	4,672	4,672	3,866	4,123	4,191	4,562	225	494	156
4,961	4,961	4,961	4,066	4,353	4,424	4,835	225	494	156
5,267	5,267	5,267	4,282	4,600	4,674	5,130	270	592	188

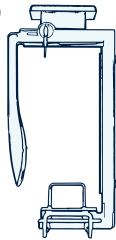
OPTIONS & ACCESSORIES

Rectangular Grommet	+26
Horizontal Universal Wire Raceway	+64
Economy CPU Holder	+95
Premium Keyboard Tray 17"	+500

Nacre Power/Data Module
2 power, 1 dual USB,
1 open data, 120" cord
+456 (each, installed)



Lockable CPU Holder
Fixed Mount +320
Swivel & Slide Mount +425



For all options & accessories, including ordering instructions, please visit the Options & Accessories pages at the end of the Workstations section.



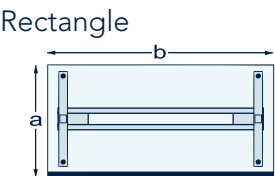
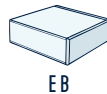
WORKSTATIONS

Stretch-Out Electric Height Adjustable

Range: 25" -51"



EDGEBAND



Size* a x b	Basic Model	
23x46	WNS2.R.2346	1,555
24X48	WNS2.R.2448	1,555
23x58	WNS2.R.2358	1,590
24X60	WNS2.R.2460	1,590
23x70	WNS2.R.2370	1,624
24X72	WNS2.R.2472	1,624
29x46	WNS2.R.2946	1,590
30X48	WNS2.R.3048	1,590
29x58	WNS2.R.2958	1,632
30X60	WNS2.R.3060	1,632
29x70	WNS2.R.2970	1,670
30X72	WNS2.R.3072	1,670

MODEL NUMBER

Basic Model + Edge

Example:

WNS2.R.3060.EB



TOP SURFACE FINISH

Groups 1 & 2 Laminate standard
Group 4 Laminate see upcharge column above
Group 5 Linoleum see upcharge column above
Other Laminate or Material quote required

Please visit www.surfaceworks.us/finishes to view current top surface finish selections.

BASE FINISH

P431 Metallic Silver

EDGE FINISH

Please visit www.surfaceworks.us/finishes to view current edge finish selections.

*Included are top dimensions intentionally undersized from typical to provide a 1" gap between adjacent furniture to eliminate pinch points between a height-adjustable worksurface and a fixed object.

WORKSTATIONS

Stretch-Out Electric Height Adjustable
Range: 25" - 51"

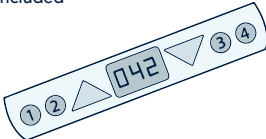
PREMIUM MATERIALS UPCHARGES		
Group 4 Laminate	Group 5 Linoleum	ESG-Certified 100% U.F. Panel Laminates

42	80	27
42	80	27
52	99	32
52	99	34
60	120	38
60	120	38
52	99	32
52	99	32
61	125	40
61	125	40
73	149	49
73	149	49

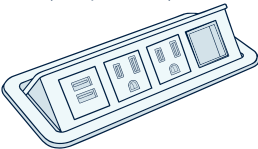
OPTIONS & ACCESSORIES

Rectangular Grommet	+26
Horizontal Universal Wire Raceway	+64
Economy CPU Holder	+95
Premium Keyboard Tray 17"	+500
4-Step Programmable Controller	Included

4-Step
Programmable
Controller
Included



Nacre
Power/Data Module
2 power, 1 dual USB,
1 open data, 120" cord
+456 (each, installed)



For all options & accessories, including ordering instructions, please visit the Options & Accessories pages at the end of the Workstations section.

WORKSTATIONS

Options & Accessories

Wire Management

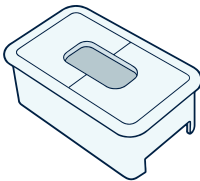
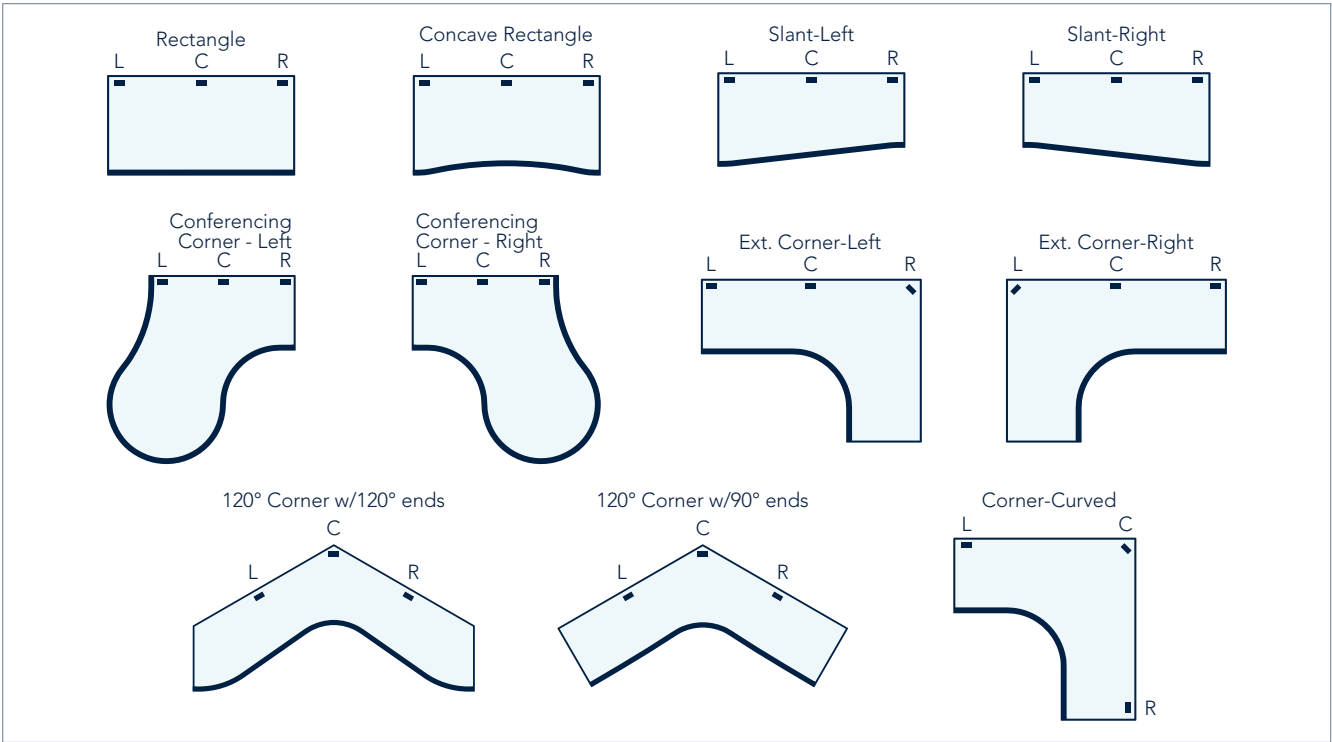
C
O
K
C
0
0
2
0
4

Rectangular Grommet Standard Placement Codes for Freedom Workstations

Please refer to the chart below and indicate your required standard placement code, or provide a drawing if custom placement is required.

- C*: Center
L: Left
R: Right
LCR: Left, Center & Right
- CR: Center & Right
LC: Left & Center
LR**: Left & Right
CUS: Custom Placement; please provide drawing

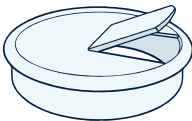
*Default placement for one grommet will be center if no code is indicated)
**Default placement for two grommets will be Left & Right if no code is indicated)



Rectangular Grommet

Rectangular Grommets are 2" x 3.5", feature removable caps, and are factory installed. Available in 300 Black. Please specify desired placement, or provide a drawing illustrating placement.

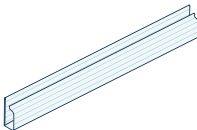
Model	Description	Price
W.SGROM.300	Rectangular Grommet w/ Cover, Factory Installed, Black	26



Round Grommet

Round Grommets are 3.25" dia, feature removable caps, and are an accessory to be shipped loose and field installed. Available in 300 Black.

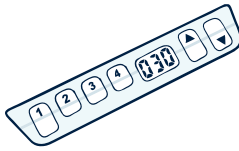
Model	Description	Price
W.RGROM.300	Round Grommet w/ Cover, Field Installed, Black	19



Universal Horizontal Wire Raceway

The Universal Horizontal Wire Raceway is a 1" x 2.5" extruded plastic J-channel that is mounted to the underside of the table top with 3M® double-sided foam tape. Ships in 4' lengths. Available in 300 Black.

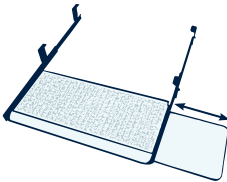
Model	Description	Price
SW.ELECRCY	Universal Wire Raceway, 1 in x 2-1/2 in J-channel, 4ft section	64



4-Step Programmable Digital Controller

Set the 4-step Programmable Digital Controller memory settings to smoothly and quietly lift and lower your electric height adjustable workstation frame to your ideal height specifications.

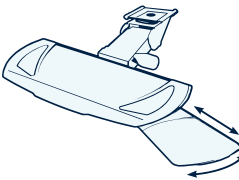
Model	Description	Price
AXE.4SPROG	4-Step Programmable Digital Controller	98



Economy Pull-Out Keyboard Tray

16" wide keyboard tray slides out with ball bearing suspension. Features a non-slip surface and a slide-out mouse deck, which easily adjusts for left-hand and right-hand use.

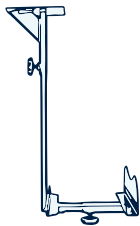
Model	Description	Price
SW.KBTPO	Pull out keyboard tray, ball bearing slides, includes mouse tray	275



Premium Keyboard Tray with 5.5" Arm

Premium keyboard tray that features a foam-gel wrist rest, anti-skid grip strips, and a slide-out/swivel mouse deck that easily adjusts for left-hand or right-hand use. Accommodates wave-style keyboards. Heavy-duty lever-less arm with independent height and tilt adjustment and 360° swivel. 5.5" extension is ideal for use with training tables.

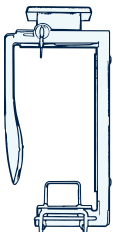
Model	Description	Price
SW.KBOV55	Keyboard tray, 17in track, swivel, tilt 5.5in arm	500
SW.KBOV75	Keyboard tray, 21in track, swivel, tilt 7.5in arm	515



Economy CPU Holder

The Economy CPU holder easily mounts in a fixed position to the underside of the top and is adjustable to either a vertical or horizontal position. Adjustable width (5.5" to 9.8") and height (15.4" to 19.7").


Model	Description	Price
SW.CPUHE	Economy CPU Holder, Fixed Mount	95



Lockable CPU Holder

The Lockable CPU Holder can be mounted horizontally or vertically. Available in fixed-mount or swivel & slide, which swivels a full 360° and slides out on a heavy-duty plastic glide. Adjustable width (3.5" to 9.3") and height (12.5" to 22.5").

Model	Description	Price
SW.CPULF	Lockable CPU holder, Fixed Mount	320
SW.CPULSS	Lockable CPU holder, Swivel & Slide Mount	425



Extension Arm Monitor Mount (Single and Dual)

Highly flexible, height adjustable extension arms mount to a pole which clamps or grommet-mounts to your table or desk top. Your monitor tilts up and down, swings side-to-side and moves up and down the length of the pole. Available in single-monitor or dual monitor versions (32" maximum spread).

Model	Description	Price
SW.MADBL	Flat Panel Monitor Arm, Dual Monitor, Double Extension, Height Adjustable	1,151
SW.MASGL	Flat Panel Monitor Arm, Single Monitor, Double Extension, Height Adjustable	704

WORKSTATIONS

Options & Accessories

Power and Data Management

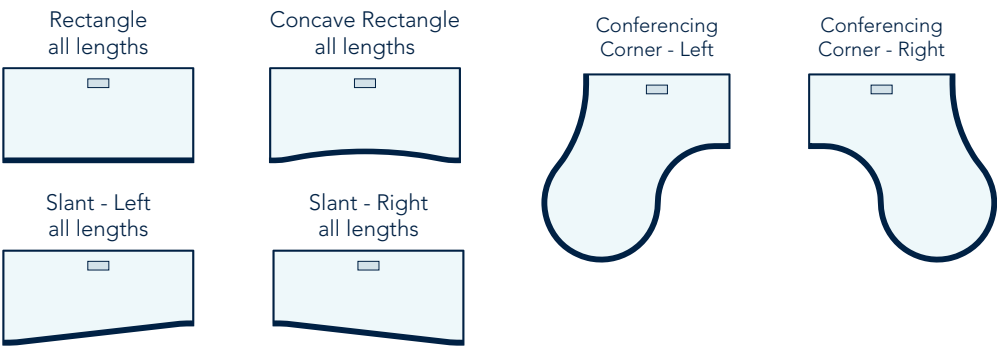
C
O
K
C
0
0
2
0
4

Power/Data Placement: Workstations

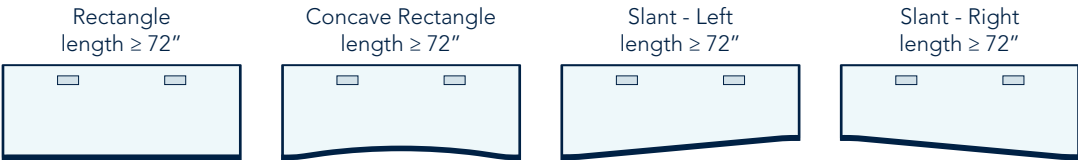
Standard placement on for one power/data unit per standard-shaped Freedom Workstation is outlined below. If custom placement is required, please provide a drawing or we can work with you to provide optimum placement of your power/data units.

- Rectangles/Concave Rectangles/Slants 1 or 2 units: default placement is approx. 3" off the back edge, evenly spaced, oriented parallel to the length of the table.
- Conferencing Corners - 1 unit: default placement is 3" off the long edge, centered, oriented parallel to the length of of the edge
- Corners, 120° Corners, Extended Corners: choose L/R/C placement. L & R placement is approx. 3" off the edge, oriented parallel. C placement is centered, avoiding base plate, and oriented on an angle.

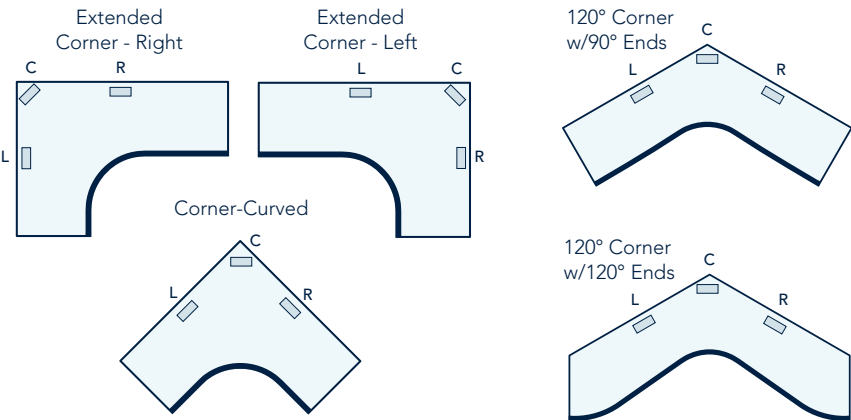
1 power/data unit per top, default placement:



2 power/data units per top, default placement:

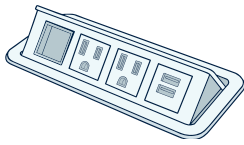


1, 2 or 3 power/data units per top, choose L/R/C placement:



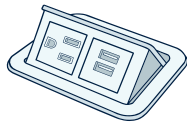
Options and Accessories

Power and Data Management

**Nacre® Power/Data Unit**

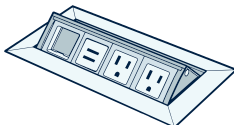
The 3" x 7" compact design of the Nacre® pops up when in use, and retracts if not needed for a low profile. Each module includes two 15 amp simplex outlets and a combination of open data ports, USB-A charging duplex, or USB-C ports. Universal Adapter Kit is included. Available in 300 Black and 348 Designer White. Other colors and configurations are available; please inquire.

Model	Description	Price
SW.NCR21UCD.300	Nacre, 2 Power, 1 USB Duplex, 1 Open Port, 120in Cord, Black	456
SW.NCR21UCD.348	Nacre, 2 Power, 1 USB Duplex, 1 Open Port, 120in Cord, Designer White	456
SW.NCR22CD.300	Nacre, 2 Power, 2 Open Port, 120in Cord, Black	356
SW.NCR22CD.348	Nacre, 2 Power, 2 Open Port, 120in Cord, Designer White	356

**Nacre® Mini Power/Data Unit**

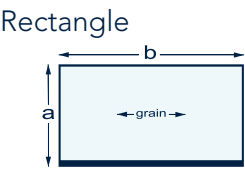
Nacre® Mini keeps a low profile, but rises up when needed to reveal its range of power. Each 3" x 4.5" module includes one 15 amp simplex outlet and a choice of an open data port, USB-A charging duplex, or new USB-C port. Universal Adapter Kit is included. Available in 300 Black, 348 Designer White, 004 Folkstone or 385 HM Slate Grey. Other colors and configurations are available; please inquire.

Model	Description	Price
SW.NCM20CD.300	Nacre Mini, 2 Power, 120in Cord, Black	295
SW.NCM20CD.348	Nacre Mini, 2 Power, 120in Cord, Designer White	295
SW.NCM20CD.004	Nacre Mini, 2 Power, 120in Cord, Folkstone	295
SW.NCM20CD.385	Nacre Mini, 2 Power, 120in Cord, HM Slate Grey	295
SW.NCM10U1CD.300	Nacre Mini, 1 Power, 1 Dual USB, 120in Cord, Black	344
SW.NCM10U1CD.348	Nacre Mini, 1 Power, 1 Dual USB, 120in Cord, Designer White	344
SW.NCM10U1CD.004	Nacre Mini, 1 Power, 1 Dual USB, 120in Cord, Folkstone	344
SW.NCM10U1CD.385	Nacre Mini, 1 Power, 1 Dual USB, 120in Cord, HM Slate Grey	344
SW.NCM10ACCD.300	Nacre Mini, 1 Power, 1 USB A+C, 120in Cord, Black	406
SW.NCM10ACCD.348	Nacre Mini, 1 Power, 1 USB A+C, 120in Cord, Designer White	406
SW.NCM10ACCD.004	Nacre Mini, 1 Power, 1 USB A+C, 120in Cord, Folkstone	406
SW.NCM10ACCD.385	Nacre Mini, 1 Power, 1 USB A+C, 120in Cord, HM Slate Grey	406

**Mho® Power/Data Unit**

This compact design retracts when not in use. Each 4" x 8" module includes two power outlets and two voice/data ports and is available corded or hardwired with flex conduit. The Mho is also available with a 2.0 Amp USB Duplex allowing you to charge up to two devices at a time. The USB Duplex comes factory installed and is powered by the same cord as the standard 15 Amp outlets. Universal Adapter Kit is included. Available in 444 Silver Anodized Aluminum. Other colors and configurations are available; please inquire.

Model	Description	Price
SW.MHOCD.444	Mho, 2 Power and 2 Open Ports, 120in Cord, Silver Anod. Aluminum	545
SW.MHOHW.444	Mho, 2 Power and 2 Open Ports, 72in Hardwire, Silver Anod. Aluminum	603
SW.MHOUCD.444	Mho, 2 Power, 1 Open Port and 1 USB Duplex, 120in Cord, Silver Anod. Aluminum	674
SW.MHOUHW.444	Mho, 2 Power, 1 Open Port and 1 USB Duplex, 72in Hardwire, Silver Anod. Aluminum	719



Size* a x b	Basic Model	EDGE BAND /T-EDGE	ABS EDGE BAND	VINYL T-EDGE	EDGE BAND
18x24	WS.R.1824	EB			P3G
18x30	WS.R.1830	EBR		T8F	
18x36	WS.R.1836	T4	AB	T10	
18x42	WS.R.1842				
18x48	WS.R.1848				
18x54	WS.R.1854				
18x60	WS.R.1860				
18x66	WS.R.1866				
18x72	WS.R.1872				
18x78	WS.R.1878				
18x84	WS.R.1884				
24x24	WS.R.2424				
24x30	WS.R.2430				
24x36	WS.R.2436				
24x42	WS.R.2442				
24x48	WS.R.2448				

MODEL NUMBER

Basic Model + Edge

Example:

WS.R.2460.MT9F



TOP SURFACE FINISH

Group 1 Laminate

Groups 2 & 4 Laminate

Group 5 Linoleum

Other Laminate or Material

standard
see upcharge column above
see upcharge column above
quote required

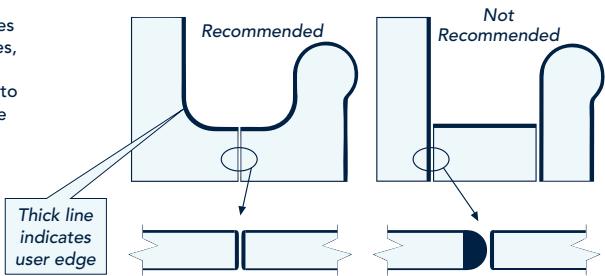
Please visit www.surfaceworks.us/finishes to view current top surface finish selections.

EDGE FINISH










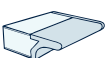

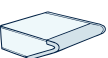


Please visit www.surfaceworks.us/finishes to view current edge finish selections.

CONFIGURATIONS WITH NON-FLAT USER EDGE PROFILES

When configuring worksurfaces with non-flat user edge profiles, it is recommended that tops adjoin at flat, non-user edges to avoid uneven connections (see examples at right).



2301
C
O
K
C
O
O
2
0
4

EDGE-BAND	POSTFORM EDGE	URETHANE EDGE	URETHANE EDGE	URETHANE EDGE	WOOD EDGE	WOOD EDGE	PREMIUM MATERIAL UPCHARGES			
	 PE									
	 PF1		 MA1F							
	 PF2	 MT6F	 MA3F	 MA7F						
 PK4F	 PF6	 MT9F	 MA4F	 MT1F	 W2E	 WB1F				
198	138	277	277	277	198	236	21	21	34	11
232	151	313	313	313	232	274	22	25	43	14
252	159	334	334	334	252	287	25	30	51	17
295	181	387	387	387	295	348	28	37	67	21
332	208	431	431	431	332	393	28	37	67	23
347	217	448	448	448	347	408	31	44	85	28
392	234	499	499	499	392	460	31	44	85	28
402	242	509	509	509	402	472	38	52	99	32
439	262	552	552	552	439	495	38	52	99	32
538	403	765	765	765	538	599	45	64	133	43
538	403	765	765	765	538	599	45	64	133	43
235	158	316	316	316	235	277	22	23	41	14
256	181	352	352	352	256	297	25	30	51	17
275	194	387	387	387	275	308	27	33	60	19
331	209	417	417	417	331	392	31	42	80	27
342	223	446	446	446	342	405	31	42	80	27

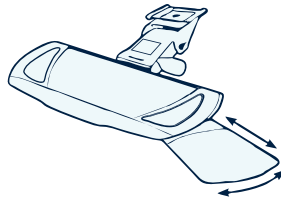
OPTIONS & ACCESSORIES

Rectangular Grommet (installed)
Economy Keyboard Tray
Economy CPU Holder

+26
+275
+95

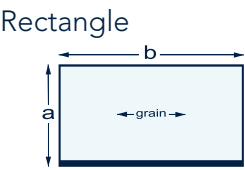
Premium Keyboard Tray
5.5" extension +500
7.5" extension +513

Lockable CPU Holder
Fixed Mount +320
Swivel & Slide Mount +425



For all options & accessories, including ordering information, please visit the Options & Accessories pages at the end of the Worksurfaces section.

C
O
K
C
0
2
0
4



Size* a x b	Basic Model	EDGE BAND /T-EDGE	ABS EDGE BAND	VINYL T-EDGE	EDGE BAND
24x48	WS.R.2448	EB			
24x54	WS.R.2454	EBR			
24x60	WS.R.2460	T4	AB	T10	P36
24x66	WS.R.2466				
24x72	WS.R.2472				
24x78	WS.R.2478				
24x84	WS.R.2484				
30x24	WS.R.3024				
30x30	WS.R.3030				
30x36	WS.R.3036				
30x42	WS.R.3042				
30x48	WS.R.3048				
30x54	WS.R.3054				
30x60	WS.R.3060				
30x66	WS.R.3066				
30x72	WS.R.3072				

MODEL NUMBER

Basic Model + Edge

Example:

WS.R.2460.MT9F



*Actual finish dimensions are 1/8" less than listed.

TOP SURFACE FINISH

Group 1 Laminate

Groups 2 & 4 Laminate

Group 5 Linoleum

Other Laminate or Material

standard
see upcharge column above
see upcharge column above
quote required

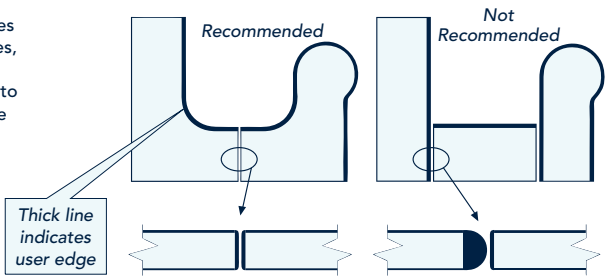
Please visit www.surfaceworks.us/finishes to view current top surface finish selections.

EDGE FINISH

Please visit www.surfaceworks.us/finishes to view current edge finish selections.

CONFIGURATIONS WITH NON-FLAT USER EDGE PROFILES

When configuring worksurfaces with non-flat user edge profiles, it is recommended that tops adjoin at flat, non-user edges to avoid uneven connections (see examples at right).



EDGE-BAND	POSTFORM EDGE	URETHANE EDGE	URETHANE EDGE	URETHANE EDGE	WOOD EDGE	WOOD EDGE	PREMIUM MATERIAL UPCHARGES			
	PE		MA1F	MA3F	MA7F		Group 2 Laminate	Group 4 Laminate	Group 5 Linoleum	SCC Certified 1/2" JUF Particle board
	PF1	MT6F	MA3F	MA7F						
	PF2	MT6F	MA3F	MA7F						
	PF6	MT9F	MA4F	MT1F	W2E	WB1F				
	PK4F									
342	223	446	446	446	342	405	31	42	80	27
377	253	485	485	485	377	445	38	52	99	32
418	270	525	525	525	418	485	38	52	99	32
456	309	583	583	583	456	545	42	60	120	39
481	322	616	616	616	481	553	42	60	120	38
562	436	795	795	795	562	635	51	78	159	51
562	436	795	795	795	562	635	51	78	159	51
254	181	345	345	345	254	295	25	30	51	17
302	208	397	397	397	302	355	27	34	64	20
328	215	427	427	427	328	385	30	41	75	26
358	243	463	463	463	358	425	38	52	99	32
395	270	508	508	508	395	463	38	52	99	32
433	308	547	547	547	433	508	43	61	125	40
463	336	613	613	613	463	535	43	61	125	40
499	370	651	651	651	499	588	49	73	149	49
530	393	694	694	694	530	615	49	73	149	49

OPTIONS & ACCESSORIES

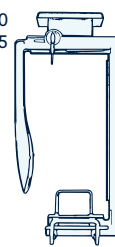
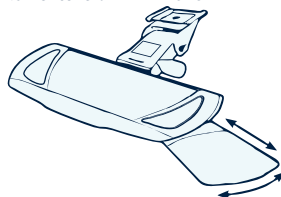
Rectangular Grommet (installed)
Economy Keyboard Tray
Economy CPU Holder

$$\begin{array}{r} +26 \\ +275 \\ +95 \end{array}$$

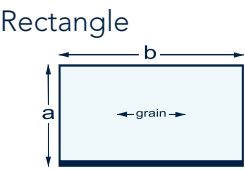
Premium Keyboard Tray	
5.5" extension	+500
7.5" extension	+513

Lockable CPU Holder
Fixed Mount
Swivel & Slide Mount

+320
+425



For all options & accessories, including ordering information, please visit the Options & Accessories pages at the end of the Worksurfaces section.



Size* a x b	Basic Model	EDGE BAND /T-EDGE	ABS EDGE BAND	VINYL T-EDGE	EDGE BAND
30x72	WS.R.3072	EB			
30x78	WS.R.3078	EBR		T8F	
30x84	WS.R.3084	T4	AB	T10	P3G
36x36	WS.R.3636	279	301	342	349
36x42	WS.R.3642	399	430	483	501
36x48	WS.R.3648	399	430	483	501
36x54	WS.R.3654	191	205	225	231
36x60	WS.R.3660	220	237	260	271
36x66	WS.R.3666	239	258	284	296
36x72	WS.R.3672	289	308	343	351
36x78	WS.R.3678	293	315	353	363
36x84	WS.R.3684	334	359	400	414
		340	367	413	426
		443	477	536	556
		443	477	536	556

MODEL NUMBER

Basic Model + Edge

Example:

WS.R.2460.MT9F



*Actual finish dimensions are 1/8" less than listed.

TOP SURFACE FINISH

Group 1 Laminate standard
Groups 2 & 4 Laminate see upcharge column above
Group 5 Linoleum see upcharge column above
Other Laminate or Material quote required

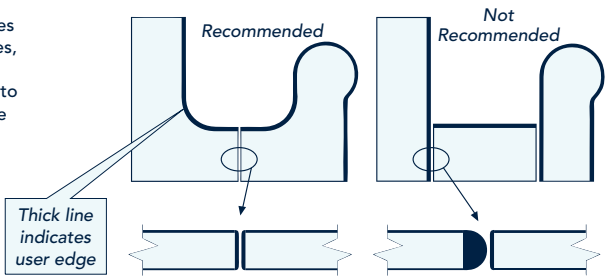
Please visit www.surfaceworks.us/finishes to view current top surface finish selections.

EDGE FINISH

Please visit www.surfaceworks.us/finishes to view current edge finish selections.

CONFIGURATIONS WITH NON-FLAT USER EDGE PROFILES

When configuring worksurfaces with non-flat user edge profiles, it is recommended that tops adjoin at flat, non-user edges to avoid uneven connections (see examples at right).



EDGE-BAND	POSTFORM EDGE	URETHANE EDGE	URETHANE EDGE	URETHANE EDGE	WOOD EDGE	WOOD EDGE	PREMIUM MATERIAL UPCHARGES			
	PE						Group 2 Laminate	Group 4 Laminate	Group 5 Linoleum	FSC Certified NA/JF Particle board
	PF1		MA1F							
	PF2	MT6F	MA3F	MA7F						
	PF6	MT9F	MA4F	MT1F	W2E	WB1F				
530	393	694	694	694	530	615	49	73	149	49
651	564	990	990	990	651	737	61	95	199	61
651	564	990	990	990	651	737	61	95	199	61
367	261	474	474	474	367	434	36	46	90	36
403	302	533	533	533	403	468	42	60	120	38
440	332	579	579	579	440	511	42	60	120	38
503	390	646	646	646	503	584	49	73	149	49
518	409	684	684	684	518	598	49	73	149	49
568	467	749	749	749	568	661	56	86	178	56
592	480	772	772	772	592	678	56	86	178	56
696	626	1,059	1,059	1,059	696	792	69	112	238	75
696	626	1,059	1,059	1,059	696	792	69	112	238	75

OPTIONS & ACCESSORIES

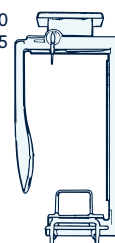
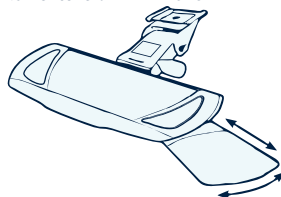
Rectangular Grommet (installed)
Economy Keyboard Tray
Economy CPU Holder

$$\begin{array}{r} +26 \\ +275 \\ +95 \end{array}$$

Premium Keyboard Tray	
5.5" extension	+500
7.5" extension	+513

Lockable CPU Holder
Fixed Mount
Swivel & Slide Mount

+320
+425

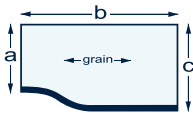


For all options & accessories, including ordering information, please visit the Options & Accessories pages at the end of the Worksurfaces section.

WORKSURFACES

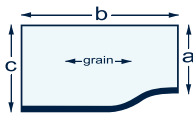


Transitional Right



Size* a x b x c	Basic Model	EDGE BAND /T-EDGE	ABS EDGE BAND	VINYL T-EDGE	EDGE BAND
24x36x30	WS.TNR.243630	EB			
24x42x30	WS.TNR.244230	EBR		T8F	
24x48x30	WS.TNR.244830	T4	AB	T10	P36
24x54x30	WS.TNR.245430				
24x60x30	WS.TNR.246030				
24x66x30	WS.TNR.246630				
24x72x30	WS.TNR.247230				

Transitional Left



Size* a x b x c	Basic Model	EDGE BAND /T-EDGE	ABS EDGE BAND	VINYL T-EDGE	EDGE BAND
24x36x30	WS.TNL.243630				
24x42x30	WS.TNL.244230				
24x48x30	WS.TNL.244830				
24x54x30	WS.TNL.245430				
24x60x30	WS.TNL.246030				
24x66x30	WS.TNL.246630				

MODEL NUMBER

Basic Model + Edge

Example:

WS.R.2460.MT9F



*Actual finish dimensions are 1/8" less than listed.

TOP SURFACE FINISH

Group 1 Laminate standard
Groups 2 & 4 Laminate see upcharge column above
Group 5 Linoleum see upcharge column above
Other Laminate or Material quote required

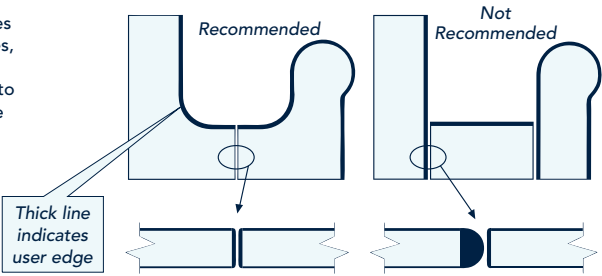
Please visit www.surfaceworks.us/finishes to view current top surface finish selections.

EDGE FINISH

Please visit www.surfaceworks.us/finishes to view current edge finish selections.

CONFIGURATIONS WITH NON-FLAT USER EDGE PROFILES

When configuring worksurfaces with non-flat user edge profiles, it is recommended that tops adjoin at flat, non-user edges to avoid uneven connections (see examples at right).



EDGE-BAND	POSTFORM EDGE	URETHANE EDGE	URETHANE EDGE	URETHANE EDGE	WOOD EDGE	WOOD EDGE	PREMIUM MATERIAL UPCHARGES			
	<div>PE</div> <div>PF1</div> <div>PF2</div> <div>PK4F</div> <div>PF6</div>	<div>MT6F</div> <div>MT9F</div>	<div>MA1F</div> <div>MA3F</div> <div>MA4F</div>	<div>MA7F</div> <div>MT1F</div>	<div>W2E</div> <div>WB1F</div>		Group 2 Laminate	Group 4 Laminate	Group 5 Linoleum	NSC Certified NAJUF Particle board
354	n/a	458	458	458	354	415	30	41	75	26
383	n/a	494	494	494	383	452	38	52	99	32
428	n/a	542	542	542	428	498	38	52	99	32
461	n/a	584	584	584	461	538	43	61	125	40
487	n/a	613	613	613	487	568	43	61	125	40
509	n/a	639	639	639	509	598	49	73	149	49
536	n/a	676	676	676	536	625	49	73	149	49

354	n/a	458	458	458	354	415	30	41	75	26
383	n/a	494	494	494	383	452	38	52	99	32
428	n/a	542	542	542	428	498	38	52	99	32
461	n/a	584	584	584	461	538	43	61	125	40
487	n/a	613	613	613	487	568	43	61	125	40
509	n/a	639	639	639	509	598	49	73	149	49

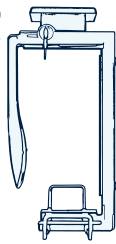
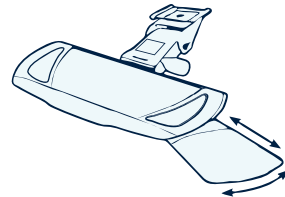
OPTIONS & ACCESSORIES

Rectangular Grommet (installed)
Economy Keyboard Tray
Economy CPU Holder

+26
+275
+95

Premium Keyboard Tray
5.5" extension +500
7.5" extension +513

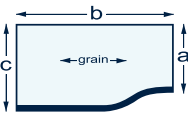
Lockable CPU Holder
Fixed Mount +320
Swivel & Slide Mount +425



For all options & accessories, including ordering information, please visit the Options & Accessories pages at the end of the Worksurfaces section.

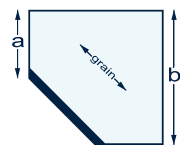


Transitional Left



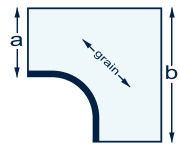
Size*	Basic Model
a x b x c	
24x72x30	WS.TNL.247230

Corner Straight

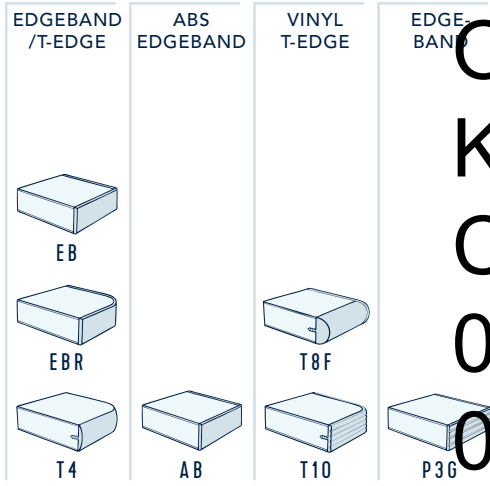


Size*	Basic Model	EDGE BAND /T-EDGE	ABS EDGE BAND	VINYL T-EDGE	EDGE BAND
a x b					
24x36	WS.Z.2436	210	225	237	255
24x42	WS.Z.2442	274	294	315	338
24x48	WS.Z.2448	318	341	360	384
30x42	WS.Z.3042	274	294	315	338
30x48	WS.Z.3048	318	341	360	384

Corner Curved



Size*	Basic Model	EDGE BAND /T-EDGE	ABS EDGE BAND	VINYL T-EDGE	EDGE BAND
a x b					
24x36	WS.L.2436	243	290	279	286
24x42	WS.L.2442	291	343	343	350
24x48	WS.L.2448	323	378	385	394
30x42	WS.L.3042	291	343	343	350



MODEL NUMBER

Basic Model + Edge

Example:

WS.R.2460.MT9F



TOP SURFACE FINISH

Group 1 Laminate standard
Groups 2 & 4 Laminate see upcharge column above
Group 5 Linoleum see upcharge column above
Other Laminate or Material quote required

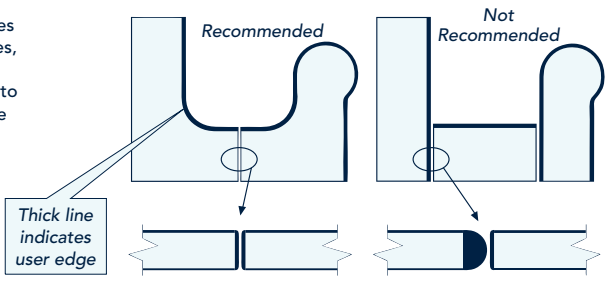
Please visit www.surfaceworks.us/finishes to view current top surface finish selections.

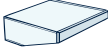











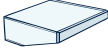



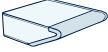


EDGE FINISH

Please visit www.surfaceworks.us/finishes to view current edge finish selections.

CONFIGURATIONS WITH NON-FLAT USER EDGE PROFILES

When configuring worksurfaces with non-flat user edge profiles, it is recommended that tops adjoin at flat, non-user edges to avoid uneven connections (see examples at right).



EDGE-BAND	POSTFORM EDGE	URETHANE EDGE	URETHANE EDGE	URETHANE EDGE	WOOD EDGE	WOOD EDGE	PREMIUM MATERIAL UPCHARGES			
	 PE									
	 PF1		 MA1F	 MA3F						
	 PF2	 MT6F		 MA7F						
 PK4F	 PF6	 MT9F	 MA4F	 MT1F	 W2E	 WB1F				
536	n/a	676	676	676	536	625	49	73	149	49
356	286	n/a	n/a	n/a	356	433	36	46	90	36
420	379	n/a	n/a	n/a	420	497	51	78	159	51
464	432	n/a	n/a	n/a	464	541	51	78	159	51
420	379	n/a	n/a	n/a	420	497	51	78	159	51
464	432	n/a	n/a	n/a	464	541	51	78	159	51
381	n/a	562	n/a	n/a	381	462	36	46	90	30
429	n/a	580	n/a	n/a	429	510	51	78	159	51
462	n/a	623	n/a	n/a	462	542	51	78	159	51
429	n/a	580	n/a	n/a	429	510	51	78	159	51

OPTIONS & ACCESSORIES

Rectangular Grommet (installed)

Economy Keyboard Tray

Economy CPU Holder

+26

+275

+95

Premium Keyboard Tray

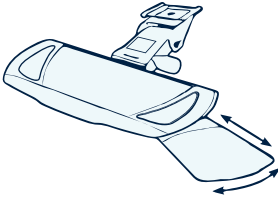
5.5" extension +500

7.5" extension +513

Lockable CPU Holder

Fixed Mount +320

Swivel & Slide Mount +425



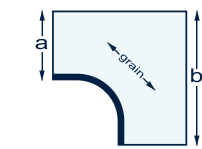
For all options & accessories, including ordering information, please visit the Options & Accessories pages at the end of the Worksurfaces section.

WORKSURFACES

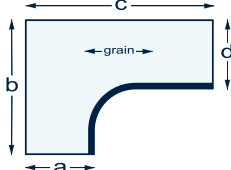
C
O
K
C
0
0
2
0
4



Corner Curved



Extended Corner Right



Size* a x b	Basic Model	EDGE BAND /T-EDGE	ABS EDGE BAND	VINYL T-EDGE	EDGE BAND
30x48	WS.L.3048	EB EBR T4	AB	T8F T10	P3G
		323	378	385	394

Size* a x b x c x d	Basic Model	EDGE BAND /T-EDGE	ABS EDGE BAND	VINYL T-EDGE	EDGE BAND
24x48x60x24	WS.XCR.24486024				
24x48x60x30	WS.XCR.24486030				
24x48x72x24	WS.XCR.24487224				
24x48x72x30	WS.XCR.24487230				
30x48x60x24	WS.XCR.30486024				
30x48x60x30	WS.XCR.30486030				
30x48x72x24	WS.XCR.30487224				
30x48x72x30	WS.XCR.30487230				
		402	464	479	493
		402	464	479	493
		432	496	553	533
		432	496	553	533
		402	464	479	493
		402	464	479	493
		432	496	553	533
		432	496	553	533

MODEL NUMBER

Basic Model + Edge

Example:

WS.R.2460.MT9F



*Actual finish dimensions are 1/8" less than listed.

TOP SURFACE FINISH

Group 1 Laminate standard
Groups 2 & 4 Laminate see upcharge column above
Group 5 Linoleum see upcharge column above
Other Laminate or Material quote required

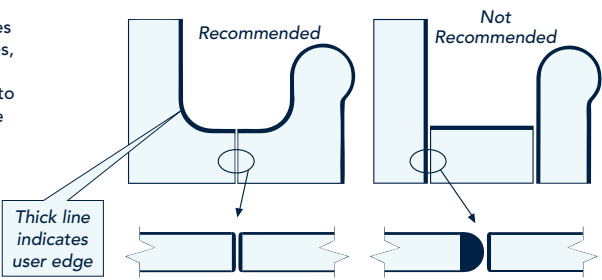
Please visit www.surfaceworks.us/finishes to view current top surface finish selections.

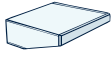
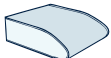




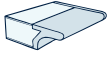


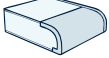
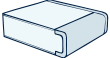
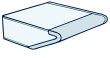
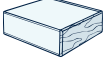
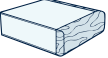
EDGE FINISH

Please visit www.surfaceworks.us/finishes to view current edge finish selections.

CONFIGURATIONS WITH NON-FLAT USER EDGE PROFILES

When configuring worksurfaces with non-flat user edge profiles, it is recommended that tops adjoin at flat, non-user edges to avoid uneven connections (see examples at right).



EDGE-BAND	POSTFORM EDGE	URETHANE EDGE	URETHANE EDGE	URETHANE EDGE	WOOD EDGE	WOOD EDGE	PREMIUM MATERIAL UPCHARGES			
 PK4F	 PE  PF1  PF2  PF6	 MT6F  MT9F	 MA1F  MA3F  MA4F	 MA7F  MT1F	 W2E	 WB1F				
462	n/a	623	n/a	n/a	462	542	51	78	159	51
556	n/a	742	n/a	n/a	556	645	61	95	199	64
556	n/a	742	n/a	n/a	556	645	61	95	199	64
646	n/a	938	n/a	n/a	646	748	69	112	238	75
646	n/a	938	n/a	n/a	646	748	69	112	238	75
556	n/a	742	n/a	n/a	556	645	61	95	199	64
556	n/a	742	n/a	n/a	556	645	61	95	199	64
646	n/a	938	n/a	n/a	646	748	69	112	238	75
646	n/a	938	n/a	n/a	646	748	69	112	238	75

OPTIONS & ACCESSORIES

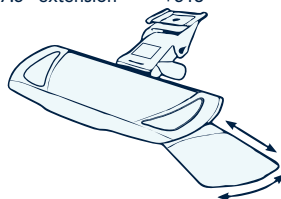
Rectangular Grommet (installed)
Economy Keyboard Tray
Economy CPU Holder

$$\begin{array}{r} +26 \\ +275 \\ +95 \end{array}$$

Premium Keyboard Tray	
5.5" extension	+500
7.5" extension	+513

Lockable CPU Holder
Fixed Mount
Swivel & Slide Mount

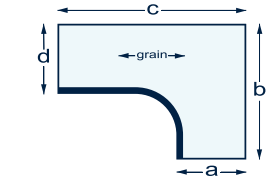
+320
+425



For all options & accessories, including ordering information, please visit the Options & Accessories pages at the end of the Worksurfaces section.

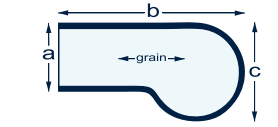


Extended Corner Left



Size*	Basic Model	EDGE BAND /T-EDGE	ABS EDGE BAND	VINYL T-EDGE	EDGE BAND
a x b x c x d		EB		T8F	P3G
24x48x60x24	WS.XCL.24486024	402	464	479	493
24x48x60x30	WS.XCL.24486030	402	464	479	493
24x48x72x24	WS.XCL.24487224	432	496	553	533
24x48x72x30	WS.XCL.24487230	432	496	553	533
30x48x60x24	WS.XCL.30486024	402	464	479	493
30x48x60x30	WS.XCL.30486030	402	464	479	493
30x48x72x24	WS.XCL.30487224	432	496	553	533
30x48x72x30	WS.XCL.30487230	432	496	553	533

P-Shape Right



Size*	Basic Model	EDGE BAND /T-EDGE	ABS EDGE BAND	VINYL T-EDGE	EDGE BAND
a x b x c		T4	AB	T10	
24x60x30	WS.PR.246030	270	414	329	334
24x72x30	WS.PR.247230	311	460	378	386
30x60x36	WS.PR.306036	322	470	386	397
30x72x36	WS.PR.307236	374	527	452	467
36x60x42	WS.PR.366042	373	525	457	464

MODEL NUMBER

Basic Model + Edge

Example:

WS.R.2460.MT9F



*Actual finish dimensions are 1/8" less than listed.

TOP SURFACE FINISH

Group 1 Laminate standard
Groups 2 & 4 Laminate see upcharge column above
Group 5 Linoleum see upcharge column above
Other Laminate or Material quote required

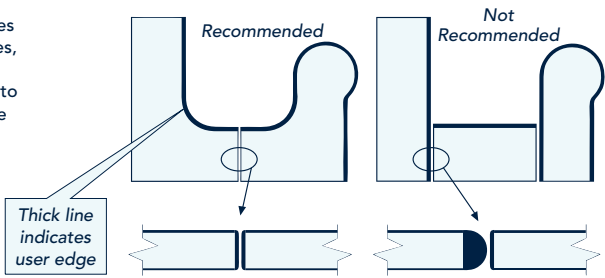
Please visit www.surfaceworks.us/finishes to view current top surface finish selections.

EDGE FINISH

Please visit www.surfaceworks.us/finishes to view current edge finish selections.

CONFIGURATIONS WITH NON-FLAT USER EDGE PROFILES

When configuring worksurfaces with non-flat user edge profiles, it is recommended that tops adjoin at flat, non-user edges to avoid uneven connections (see examples at right).



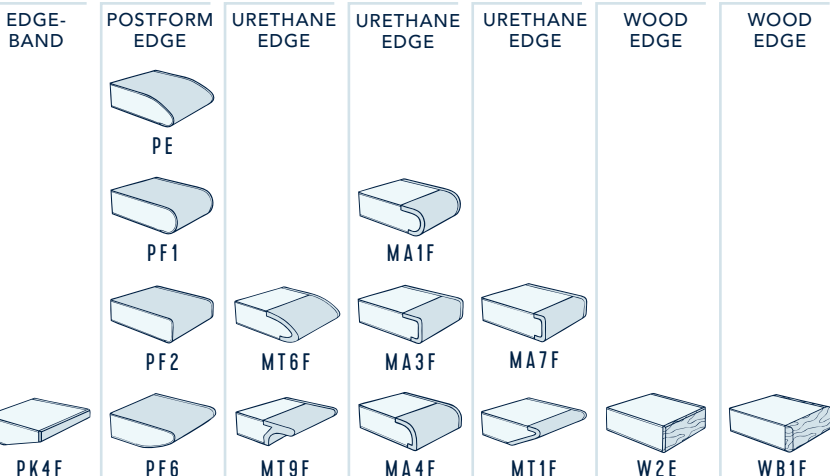
PREMIUM MATERIAL
UPCHARGES

Group 2 Laminate

Group 4 Laminate

Group 5 Linoleum

NSC Certified NAJUF Particle board



556	n/a	742	n/a	n/a	556	645	61	95	199	64
556	n/a	742	n/a	n/a	556	645	61	95	199	64
646	n/a	938	n/a	n/a	646	748	69	112	238	75
646	n/a	938	n/a	n/a	646	748	69	112	238	75
556	n/a	742	n/a	n/a	556	645	61	95	199	64
556	n/a	742	n/a	n/a	556	645	61	95	199	64
646	n/a	938	n/a	n/a	646	748	69	112	238	75
646	n/a	938	n/a	n/a	646	748	69	112	238	75
499	n/a	n/a	n/a	n/a	499	585	43	61	125	40
541	n/a	n/a	n/a	n/a	541	634	49	73	149	49
551	n/a	n/a	n/a	n/a	551	637	49	73	149	49
610	n/a	n/a	n/a	n/a	610	712	56	86	178	56
602	n/a	n/a	n/a	n/a	602	688	61	95	199	64

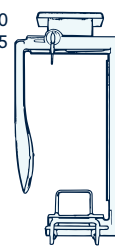
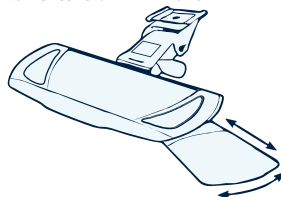
OPTIONS & ACCESSORIES

Rectangular Grommet (installed)
Economy Keyboard Tray
Economy CPU Holder

+26
+275
+95

Premium Keyboard Tray
5.5" extension +500
7.5" extension +513

Lockable CPU Holder
Fixed Mount +320
Swivel & Slide Mount +425

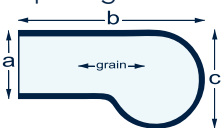


For all options & accessories, including
ordering information, please visit the Options
& Accessories pages at the end of the
Worksurfaces section.

C
O
K
C
0
2
0
4

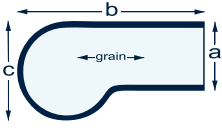


P-Shape Right



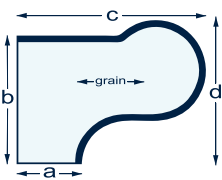
Size*	Basic Model	EDGE BAND /T-EDGE	ABS EDGE BAND	VINYL T-EDGE	EDGE BAND
a x b x c		EB			
36x72x42	WS.PR.367242	EBR		T8F	P3G
		T4	AB	T10	
		440	597	531	548

P-Shape Left



Size*	Basic Model	EDGE BAND /T-EDGE	ABS EDGE BAND	VINYL T-EDGE	EDGE BAND
a x b x c					
24x60x30	WS.PL.246030				
24x72x30	WS.PL.247230	270	414	329	334
24x72x30	WS.PL.247230	311	460	378	386
30x60x36	WS.PL.306036	322	470	386	397
30x72x36	WS.PL.307236	374	527	452	467
36x60x42	WS.PL.366042	373	525	457	464
36x72x42	WS.PL.367242	440	597	531	548

P-Corner Right



Size*	Basic Model	EDGE BAND /T-EDGE	ABS EDGE BAND	VINYL T-EDGE	EDGE BAND
a x b x c x d					
24x48x72x54	WS.XPR.24487254	622	820	759	784
30x48x72x54	WS.XPR.30487254	622	820	759	784
30x48x84x54	WS.XPR.30488454	814	1,024	998	1,032

MODEL NUMBER

Basic Model + Edge

Example:
WS.R.2460.MT9F



TOP SURFACE FINISH

Group 1 Laminate standard
Groups 2 & 4 Laminate see upcharge column above
Group 5 Linoleum see upcharge column above
Other Laminate or Material quote required

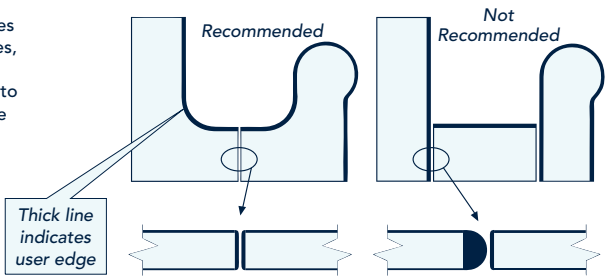
Please visit www.surfaceworks.us/finishes to view current top surface finish selections.


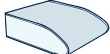








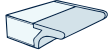

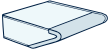


EDGE FINISH

Please visit www.surfaceworks.us/finishes to view current edge finish selections.

CONFIGURATIONS WITH NON-FLAT USER EDGE PROFILES

When configuring worksurfaces with non-flat user edge profiles, it is recommended that tops adjoin at flat, non-user edges to avoid uneven connections (see examples at right).



EDGE-BAND	POSTFORM EDGE	URETHANE EDGE	URETHANE EDGE	URETHANE EDGE	WOOD EDGE	WOOD EDGE	PREMIUM MATERIAL UPCHARGES			
	 PE									
	 PF1									
	 PF2	 MT6F	 MA3F	 MA7F						
 PK4F	 PF6	 MT9F	 MA4F	 MT1F	 W2E	 WB1F				
690	n/a	n/a	n/a	n/a	690	806	69	112	238	75
499	n/a	n/a	n/a	n/a	499	585	43	61	125	49
541	n/a	n/a	n/a	n/a	541	634	49	73	149	49
551	n/a	n/a	n/a	n/a	551	637	49	73	149	49
610	n/a	n/a	n/a	n/a	610	712	56	86	178	56
602	n/a	n/a	n/a	n/a	602	688	61	95	199	64
690	n/a	n/a	n/a	n/a	690	806	69	112	238	75
907	n/a	n/a	n/a	n/a	907	1,060	86	138	296	94
907	n/a	n/a	n/a	n/a	907	1,060	86	138	296	94
1,194	n/a	n/a	n/a	n/a	1,194	1,398	108	181	396	125

OPTIONS & ACCESSORIES

Rectangular Grommet (installed)

Economy Keyboard Tray

Economy CPU Holder

+26

+275

+95

Premium Keyboard Tray

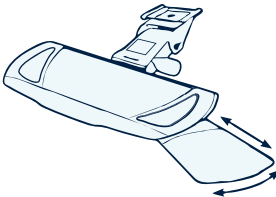
5.5" extension +500

7.5" extension +513

Lockable CPU Holder

Fixed Mount +320

Swivel & Slide Mount +425



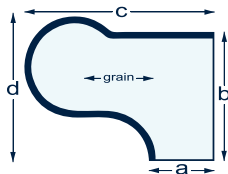
For all options & accessories, including ordering information, please visit the Options & Accessories pages at the end of the Worksurfaces section.

WORKSURFACES

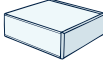






C
O
K
C
0
2
0
4



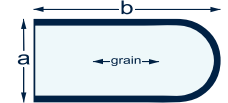
P-Corner Left



Size*	Basic Model
a x b x c x d	
24x48x72x54	WS.XPL.24487254
30x48x72x54	WS.XPL.30487254
30x48x84x54	WS.XPL.30488454

EDGE BAND / T-EDGE	ABS EDGE BAND	VINYL T-EDGE	EDGE BAND
			
EB			
			
EBR		T8F	
			
T4	AB	T10	P3G

D-Shape



Size*	Basic Model				
a x b					
24x48	WS.D.2448	190	264	227	232
24x60	WS.D.2460	219	296	264	269
24x72	WS.D.2472	255	336	308	315
30x48	WS.D.3048	219	295	264	269
30x60	WS.D.3060	266	348	324	330
30x66	WS.D.3066	278	361	338	347
30x72	WS.D.3072	306	391	372	380
36x66	WS.D.3666	356	444	427	442
36x72	WS.D.3672	371	459	447	461

MODEL NUMBER

Basic Model + Edge

Example:

WS.R.2460.MT9F

Basic Model	Edge
-------------	------

*Actual finish dimensions are 1/8" less than listed.

TOP SURFACE FINISH

Group 1 Laminate standard
Groups 2 & 4 Laminate see upcharge column above
Group 5 Linoleum see upcharge column above
Other Laminate or Material quote required

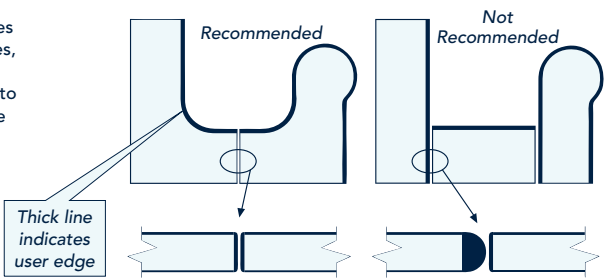
Please visit www.surfaceworks.us/finishes to view current top surface finish selections.

EDGE FINISH

Please visit www.surfaceworks.us/finishes to view current edge finish selections.

CONFIGURATIONS WITH NON-FLAT USER EDGE PROFILES

When configuring worksurfaces with non-flat user edge profiles, it is recommended that tops adjoin at flat, non-user edges to avoid uneven connections (see examples at right).



EDGE-BAND	POSTFORM EDGE	URETHANE EDGE	URETHANE EDGE	URETHANE EDGE	WOOD EDGE	WOOD EDGE	PREMIUM MATERIAL UPCHARGES			
	PE						Group 2 Laminate	Group 4 Laminate	Group 5 Linoleum	
	PF1		MA1F							
	PF2	MT6F	MA3F	MA7F						
PK4F	PF6	MT9F	MA4F	MT1F	W2E	WB1F				
907	n/a	n/a	n/a	n/a	907	1,060	86	138	296	94
907	n/a	n/a	n/a	n/a	907	1,060	86	138	296	94
1,194	n/a	n/a	n/a	n/a	1,194	1,398	108	181	396	128
384	n/a	n/a	n/a	n/a	384	449	31	42	80	27
449	n/a	n/a	n/a	n/a	449	524	38	52	99	32
485	n/a	n/a	n/a	n/a	485	567	42	60	120	38
432	n/a	n/a	n/a	n/a	432	504	38	52	99	32
493	n/a	n/a	n/a	n/a	493	577	43	61	125	40
515	n/a	n/a	n/a	n/a	515	605	49	73	149	49
533	n/a	n/a	n/a	n/a	533	625	49	73	149	49
597	n/a	718	718	718	597	699	56	86	178	56
603	n/a	757	757	757	603	705	56	86	178	56

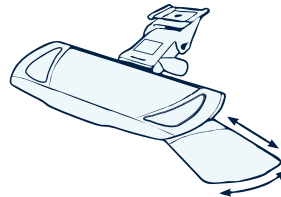
OPTIONS & ACCESSORIES

Rectangular Grommet (installed)
Economy Keyboard Tray
Economy CPU Holder

+26
+275
+95

Premium Keyboard Tray
5.5" extension +500
7.5" extension +513

Lockable CPU Holder
Fixed Mount +320
Swivel & Slide Mount +425

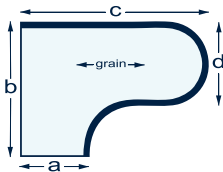


For all options & accessories, including ordering information, please visit the Options & Accessories pages at the end of the Worksurfaces section.

WORKSURFACES

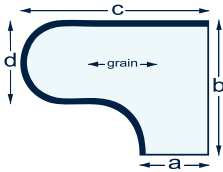


D-Corner Right



Size*	Basic Model	EDGE BAND /T-EDGE	ABS EDGE BAND	VINYL T-EDGE	EDGE BAND
a x b x c x d					
24x48x60x30	WS.XDR.24486030	EB			
24x48x72x30	WS.XDR.24487230	EBR		T8F	
30x48x60x30	WS.XDR.30486030	T4	AB	T10	P3G
30x48x72x30	WS.XDR.30487230				
30x48x84x30	WS.XDR.30488430				

D-Corner Left



Size*	Basic Model	EDGE BAND /T-EDGE	ABS EDGE BAND	VINYL T-EDGE	EDGE BAND
a x b x c x d					
24x48x60x30	WS.XDL.24486030				
24x48x72x30	WS.XDL.24487230				
30x48x60x30	WS.XDL.30486030				
30x48x72x30	WS.XDL.30487230				
30x48x84x30	WS.XDL.30488430				

MODEL NUMBER

Basic Model + Edge

Example:

WS.R.2460.MT9F



*Actual finish dimensions are 1/8" less than listed.

TOP SURFACE FINISH

Group 1 Laminate

Groups 2 & 4 Laminate

Group 5 Linoleum

Other Laminate or Material

standard
see upcharge column above
see upcharge column above
quote required

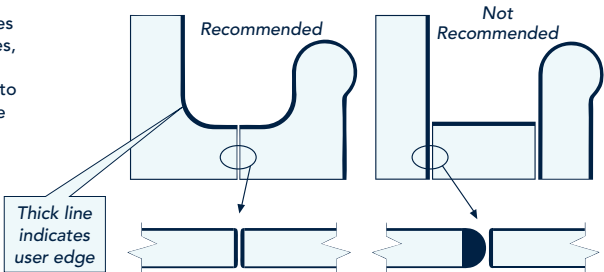
Please visit www.surfaceworks.us/finishes to view current top surface finish selections.

EDGE FINISH

Please visit www.surfaceworks.us/finishes to view current edge finish selections.

CONFIGURATIONS WITH NON-FLAT USER EDGE PROFILES

When configuring worksurfaces with non-flat user edge profiles, it is recommended that tops adjoin at flat, non-user edges to avoid uneven connections (see examples at right).



EDGE-BAND	POSTFORM EDGE	URETHANE EDGE	URETHANE EDGE	URETHANE EDGE	WOOD EDGE	WOOD EDGE	PREMIUM MATERIAL UPCHARGES			
	<div>PE</div> <div>PF1</div> <div>PF2</div> <div>PK4F</div> <div>PF6</div>	<div>MT6F</div> <div>MT9F</div>	<div>MA1F</div> <div>MA3F</div> <div>MA4F</div>	<div>MA7F</div> <div>MT1F</div>	<div>W2E</div>	<div>WB1F</div>	Group 2 Laminate	Group 4 Laminate	Group 5 Linoleum	NSC Certified NAUF Particle board
582	n/a	n/a	n/a	n/a	582	678	61	95	199	64
750	n/a	n/a	n/a	n/a	750	877	69	112	238	75
582	n/a	n/a	n/a	n/a	582	678	61	95	199	64
750	n/a	n/a	n/a	n/a	750	877	69	112	238	75
992	n/a	n/a	n/a	n/a	992	1,160	90	147	317	99

582	n/a	n/a	n/a	n/a	582	678	61	95	199	64
750	n/a	n/a	n/a	n/a	750	877	69	112	238	75
582	n/a	n/a	n/a	n/a	582	678	61	95	199	64
750	n/a	n/a	n/a	n/a	750	877	69	112	238	75
992	n/a	n/a	n/a	n/a	992	1,160	90	147	317	99

OPTIONS & ACCESSORIES

Rectangular Grommet (installed)

Economy Keyboard Tray

Economy CPU Holder

+26

+275

+95

Premium Keyboard Tray

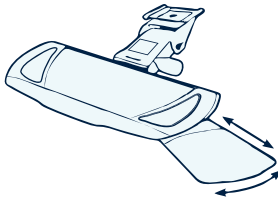
5.5" extension +500

7.5" extension +513

Lockable CPU Holder

Fixed Mount +320

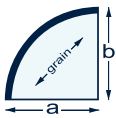
Swivel & Slide Mount +425



For all options & accessories, including ordering information, please visit the Options & Accessories pages at the end of the Worksurfaces section.

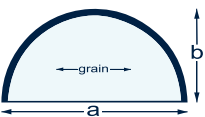


Quarter-Round



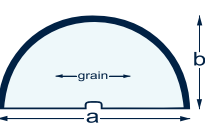
Size*	Basic Model
a x b	
24x24	WS.QR.2424
30x30	WS.QR.3030

Half-Round






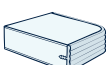



Size*	Basic Model
a x b	
48x24	WS.HR1.4824
60x30	WS.HR1.6030

Half-Round w/Notch



Size*	Basic Model
a x b	
51x24	WS.HR2.5124
63x30	WS.HR2.6330

EDGE BAND /T-EDGE	ABS EDGE BAND	VINYL T-EDGE	EDGE BAND
			
EB			
			
EBR		T8F	
			
T4	AB	T10	P3G

185	225	214	219
225	269	265	270
226	314	286	289
313	419	399	406
246	338	307	310
333	442	420	427

MODEL NUMBER

Basic Model + Edge

Example:
WS.R.2460.MT9F

Basic Model	Edge
-------------	------

TOP SURFACE FINISH

Group 1 Laminate standard
Groups 2 & 4 Laminate see upcharge column above
Group 5 Linoleum see upcharge column above
Other Laminate or Material quote required

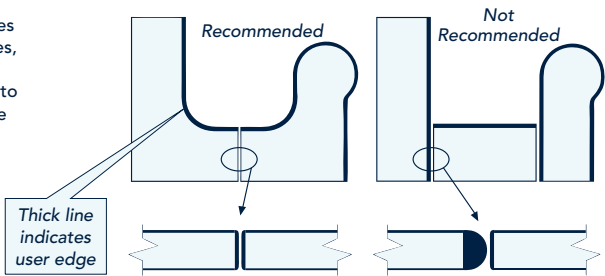
Please visit www.surfaceworks.us/finishes to view current top surface finish selections.

EDGE FINISH

Please visit www.surfaceworks.us/finishes to view current edge finish selections.

CONFIGURATIONS WITH NON-FLAT USER EDGE PROFILES

When configuring worksurfaces with non-flat user edge profiles, it is recommended that tops adjoin at flat, non-user edges to avoid uneven connections (see examples at right).



EDGE-BAND	POSTFORM EDGE	URETHANE EDGE	URETHANE EDGE	URETHANE EDGE	WOOD EDGE	WOOD EDGE	PREMIUM MATERIAL UPCHARGES			
	<div>PE</div> <div>PF1</div> <div>PF2</div> <div>PK4F</div>	<div>MT6F</div> <div>MT9F</div>	<div>MA1F</div> <div>MA3F</div> <div>MA4F</div>	<div>MA7F</div> <div>MT1F</div>	<div>W2E</div>	<div>WB1F</div>	Group 2 Laminate	Group 4 Laminate	Group 5 Linoleum	NSC Certified NAJUF Particle board
330	n/a	427	427	427	330	381	22	23	41	14
409	n/a	522	522	522	409	474	27	34	64	20
475	n/a	574	574	574	475	553	31	42	80	27
606	n/a	721	721	721	606	708	43	61	125	40
496	n/a	594	594	594	496	574	38	52	99	32
627	n/a	741	741	741	627	729	43	61	125	40

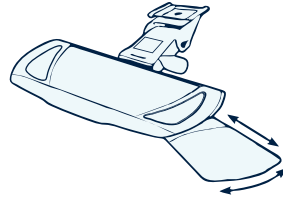
OPTIONS & ACCESSORIES

Rectangular Grommet (installed)
 Economy Keyboard Tray
 Economy CPU Holder

+26
 +275
 +95

Premium Keyboard Tray
 5.5" extension +500
 7.5" extension +513

Lockable CPU Holder
 Fixed Mount +320
 Swivel & Slide Mount +425

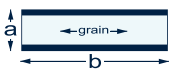


For all options & accessories, including ordering information, please visit the Options & Accessories pages at the end of the Worksurfaces section.

C
O
K
C
O
2
0
4



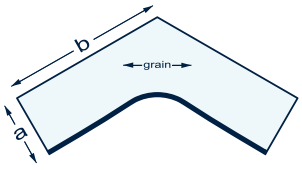
Transaction Counter



Note: Transaction Counter dimensions are actual; please account for overhang when determining required size.

Size* a x b	Basic Model	EDGEBAND /T-EDGE	ABS EDGE BAND	VINYL T-EDGE	EDGE BAND
14x24	WS.TT.1424	EB			
14x30	WS.TT.1430	EBR		T8F	
14x36	WS.TT.1436				
14x42	WS.TT.1442	T4	AB	T10	P3G
14x48	WS.TT.1448				
14x60	WS.TT.1460				
14x72	WS.TT.1472				

120° Corner
W/ 90° Ends



Size* a x b	Basic Model	EDGEBAND /T-EDGE	ABS EDGE BAND	VINYL T-EDGE	EDGE BAND
24x36	WS.L3.2436				
24x42	WS.L3.2442				
24x48	WS.L3.2448				
24x54	WS.L3.2454				
24x60	WS.L3.2460				
24x66	WS.L3.2466				

MODEL NUMBER

Basic Model + Edge

Example:

WS.R.2460.MT9F



*Actual finish dimensions are 1/8" less than listed.

TOP SURFACE FINISH

Group 1 Laminate standard
Groups 2 & 4 Laminate see upcharge column above
Group 5 Linoleum see upcharge column above
Other Laminate or Material quote required

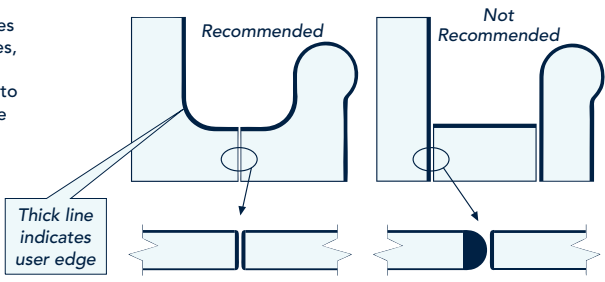
Please visit www.surfaceworks.us/finishes to view current top surface finish selections.








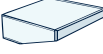

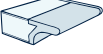
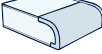

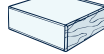

EDGE FINISH

Please visit www.surfaceworks.us/finishes to view current edge finish selections.

CONFIGURATIONS WITH NON-FLAT USER EDGE PROFILES

When configuring worksurfaces with non-flat user edge profiles, it is recommended that tops adjoin at flat, non-user edges to avoid uneven connections (see examples at right).



EDGE-BAND	POSTFORM EDGE	URETHANE EDGE	URETHANE EDGE	URETHANE EDGE	WOOD EDGE	WOOD EDGE	PREMIUM MATERIAL UPCHARGES			
							Group 2 Laminate	Group 4 Laminate	Group 5 Linoleum	SCC Certified 1/2" JUF Particle board
	PE									
										
	PF1		MA1F							
										
PF2	MT6F	MA3F	MA7F							
										
PK4F	PF6	MT9F	MA4F	MT1F	W2E	WB1F				
203	141	282	282	282	203	241	21	21	34	14
237	153	318	318	318	237	279	22	25	43	14
258	162	342	342	342	258	301	25	30	51	17
301	186	396	396	396	301	355	28	37	67	20
339	213	438	438	438	339	399	28	37	67	23
398	238	510	510	510	398	469	31	44	85	28
447	266	561	561	561	447	528	38	52	99	32
528	n/a	671	671	671	528	620	61	95	199	64
688	n/a	811	811	811	688	806	69	112	238	75
912	n/a	1,423	1,423	1,423	912	1,070	90	147	317	99
990	n/a	1,537	1,537	1,537	990	1,162	90	147	317	99
1,490	n/a	2,296	2,296	2,296	1,490	1,747	134	225	494	156
1,667	n/a	2,562	2,562	2,562	1,667	1,954	134	225	494	156

OPTIONS & ACCESSORIES

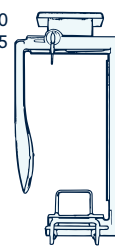
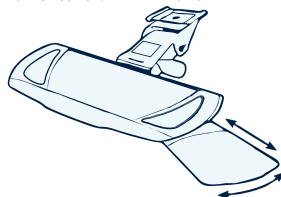
Rectangular Grommet (installed)
Economy Keyboard Tray
Economy CPU Holder

$$\begin{array}{r} +26 \\ +275 \\ +95 \end{array}$$

Premium Keyboard Tray	
5.5" extension	+500
7.5" extension	+513

Lockable CPU Holder
Fixed Mount
Swivel & Slide Mount

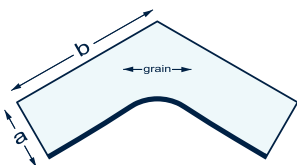
+320
+425



For all options & accessories, including ordering information, please visit the Options & Accessories pages at the end of the Worksurfaces section.

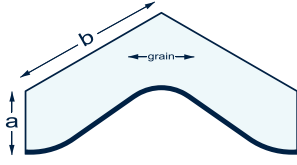


120° Corner
W/ 90° Ends



Size* a x b	Basic Model	EDGE BAND /T-EDGE	ABS EDGE BAND	VINYL T-EDGE	EDGE BAND
24x72	WS.L3.2472	EB			
30x36	WS.L3.3036	EBR		T8F	
30x42	WS.L3.3042	T4	AB	T10	P36
30x48	WS.L3.3048				
30x54	WS.L3.3054				
30x60	WS.L3.3060				
30x66	WS.L3.3066				

120° Corner
w/120° Ends



Size* a x b	Basic Model	EDGE BAND /T-EDGE	ABS EDGE BAND	VINYL T-EDGE	EDGE BAND
24x36	WS.L4.2436				
24x42	WS.L4.2442				
24x48	WS.L4.2448				
24x54	WS.L4.2454				
24x60	WS.L4.2460				
24x66	WS.L4.2466				

MODEL NUMBER

Basic Model + Edge

Example:

WS.R.2460.MT9F



*Actual finish dimensions are 1/8" less than listed.

TOP SURFACE FINISH

Group 1 Laminate standard
Groups 2 & 4 Laminate see upcharge column above
Group 5 Linoleum see upcharge column above
Other Laminate or Material quote required

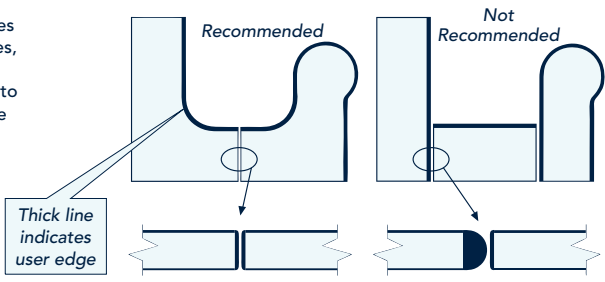
Please visit www.surfaceworks.us/finishes to view current top surface finish selections.

EDGE FINISH





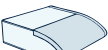


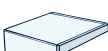






Please visit www.surfaceworks.us/finishes to view current edge finish selections.

CONFIGURATIONS WITH NON-FLAT USER EDGE PROFILES

When configuring worksurfaces with non-flat user edge profiles, it is recommended that tops adjoin at flat, non-user edges to avoid uneven connections (see examples at right).



2301
C
O
K
C
O
O
2
0
4

EDGE-BAND	POSTFORM EDGE	URETHANE EDGE	URETHANE EDGE	URETHANE EDGE	WOOD EDGE	WOOD EDGE	PREMIUM MATERIAL UPCHARGES			
	 PE									
	 PF1		 MA1F							
	 PF2	 MT6F	 MA3F	 MA7F						
 PK4F	 PF6	 MT9F	 MA4F	 MT1F	 W2E	 WB1F				
1,836	n/a	2,821	2,821	2,821	1,836	2,154	159	270	592	188
528	n/a	671	671	671	528	620	61	95	199	64
688	n/a	811	811	811	688	806	69	112	238	75
912	n/a	1,423	1,423	1,423	912	1,070	90	147	317	99
1,298	n/a	2,009	2,009	2,009	1,298	1,526	108	181	396	125
1,490	n/a	2,296	2,296	2,296	1,490	1,747	134	225	494	156
1,667	n/a	2,562	2,562	2,562	1,667	1,954	134	225	494	156
528	n/a	671	671	671	528	620	61	95	199	64
688	n/a	811	811	811	688	806	69	112	238	75
912	n/a	1,423	1,423	1,423	912	1,070	90	147	317	99
990	n/a	1,537	1,537	1,537	990	1,162	90	147	317	99
1,490	n/a	2,296	2,296	2,296	1,490	1,747	134	225	494	156
1,667	n/a	2,562	2,562	2,562	1,667	1,954	134	225	494	156

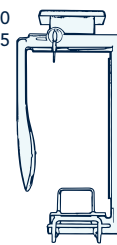
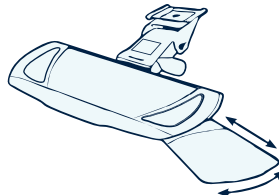
OPTIONS & ACCESSORIES

Rectangular Grommet (installed)
Economy Keyboard Tray
Economy CPU Holder

+26
+275
+95

Premium Keyboard Tray
5.5" extension +500
7.5" extension +513

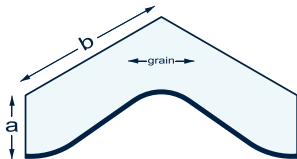
Lockable CPU Holder
Fixed Mount +320
Swivel & Slide Mount +425



For all options & accessories, including ordering information, please visit the Options & Accessories pages at the end of the Worksurfaces section.



120° Corner
w/120° Ends



Size* a x b	Basic Model	EDGE BAND /T-EDGE	ABS EDGE BAND	VINYL T-EDGE	EDGE BAND
24x72	WS.L4.2472	EB			
30x36	WS.L4.3036	EBR		T8F	
30x42	WS.L4.3042	T4	AB	T10	P36
30x48	WS.L4.3048				
30x54	WS.L4.3054				
30x60	WS.L4.3060				
30x66	WS.L4.3066				

MODEL NUMBER

Basic Model + Edge

Example:

WS.R.2460.MT9F



*Actual finish dimensions are 1/8" less than listed.

TOP SURFACE FINISH

Group 1 Laminate

Groups 2 & 4 Laminate

Group 5 Linoleum

Other Laminate or Material

standard
see upcharge column above
see upcharge column above
quote required

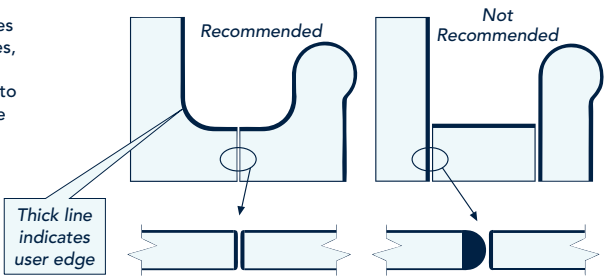
Please visit www.surfaceworks.us/finishes to view current top surface finish selections.

EDGE FINISH

Please visit www.surfaceworks.us/finishes to view current edge finish selections.

CONFIGURATIONS WITH NON-FLAT USER EDGE PROFILES

When configuring worksurfaces with non-flat user edge profiles, it is recommended that tops adjoin at flat, non-user edges to avoid uneven connections (see examples at right).



EDGE-BAND	POSTFORM EDGE	URETHANE EDGE	URETHANE EDGE	URETHANE EDGE	WOOD EDGE	WOOD EDGE	PREMIUM MATERIAL UPCHARGES			
	<div>PE</div> <div>PF1</div> <div>PF2</div> <div>PK4F</div> <div>PF6</div>	<div>MT6F</div> <div>MT9F</div>	<div>MA1F</div> <div>MA3F</div> <div>MA4F</div>	<div>MA7F</div> <div>MT1F</div>	<div>W2E</div>	<div>WB1F</div>	Group 2 Laminate	Group 4 Laminate	Group 5 Linoleum	NSC Certified NAUF Particle board
1,836	n/a	2,821	2,821	2,821	1,836	2,154	159	270	592	188
528	n/a	671	671	671	528	620	61	95	199	64
688	n/a	811	811	811	688	806	69	112	238	75
912	n/a	1,423	1,423	1,423	912	1,070	90	147	317	90
1,298	n/a	2,009	2,009	2,009	1,298	1,526	108	181	396	125
1,490	n/a	2,296	2,296	2,296	1,490	1,747	134	225	494	156
1,667	n/a	2,562	2,562	2,562	1,667	1,954	134	225	494	156

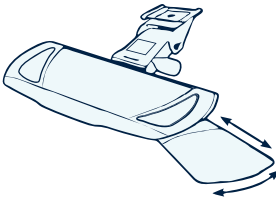
OPTIONS & ACCESSORIES

Rectangular Grommet (installed)
 Economy Keyboard Tray
 Economy CPU Holder

+26
 +275
 +95

Premium Keyboard Tray
 5.5" extension +500
 7.5" extension +513

Lockable CPU Holder
 Fixed Mount +320
 Swivel & Slide Mount +425

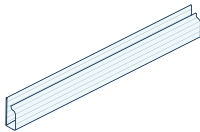


For all options & accessories, including ordering information, please visit the Options & Accessories pages at the end of the Worksurfaces section.

WORKSURFACES

Options & Accessories

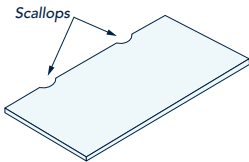
Wire Management



Universal Horizontal Wire Raceway

The Universal Horizontal Wire Raceway is a 1" x 2.5" extruded plastic J-channel that is mounted to the underside of the table top with 3M® double-sided foam tape. Ships in 4' lengths. Available in 300 Black.

Model	Description	Price
SW.ELECRCY	Universal Wire Raceway, 1in x 2-1/2in J-channel, 4ft section	64



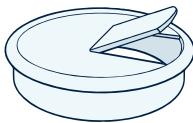
Scallop

Scallops are 6" wide by 1-1/4" deep and will be placed along the back side(s) of the worksurface. Please specify scallops as an option as part of the worksurface line item on your purchase order. For custom scallops, please provide drawings indicating the required dimensions and placements. Custom scallops cannot be any closer than 2" from the ends. Not available with ABS edge.

Standard Scallop Placement

- If the side is $\geq 70"$, there will be two scallops placed 20" (on center) from each end.
- If the side is $> 30"$ and $< 70"$, there will be one scallop in the center.
- If the side is $< 30"$, there will be no scallops.

Model	Description	Price
SCALLOP	Wire Management Scallop, 6" x 1.25", standard placement	21
SCALLOP-CUST	Wire Management Scallop, custom size/placement (please provide drawing)	32



Round Grommet

Round Grommets are 3.25" dia, feature removable caps, and are an accessory to be shipped loose and field installed. Available in 300 Black.

Model	Description	Price
W.RGROM.300	Round Grommet w/ Cover, Field Installed, Black	19

Rectangular Grommet Standard Placement Codes for Worksurfaces
Please refer to the chart below and indicate your required standard placement code, or provide a drawing if custom placement is required.

- C*:

Center
- L:

Left
- R:

Right
- LCR:

Left, Center & Right
- CR:

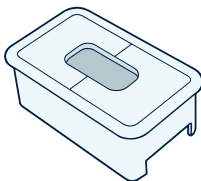
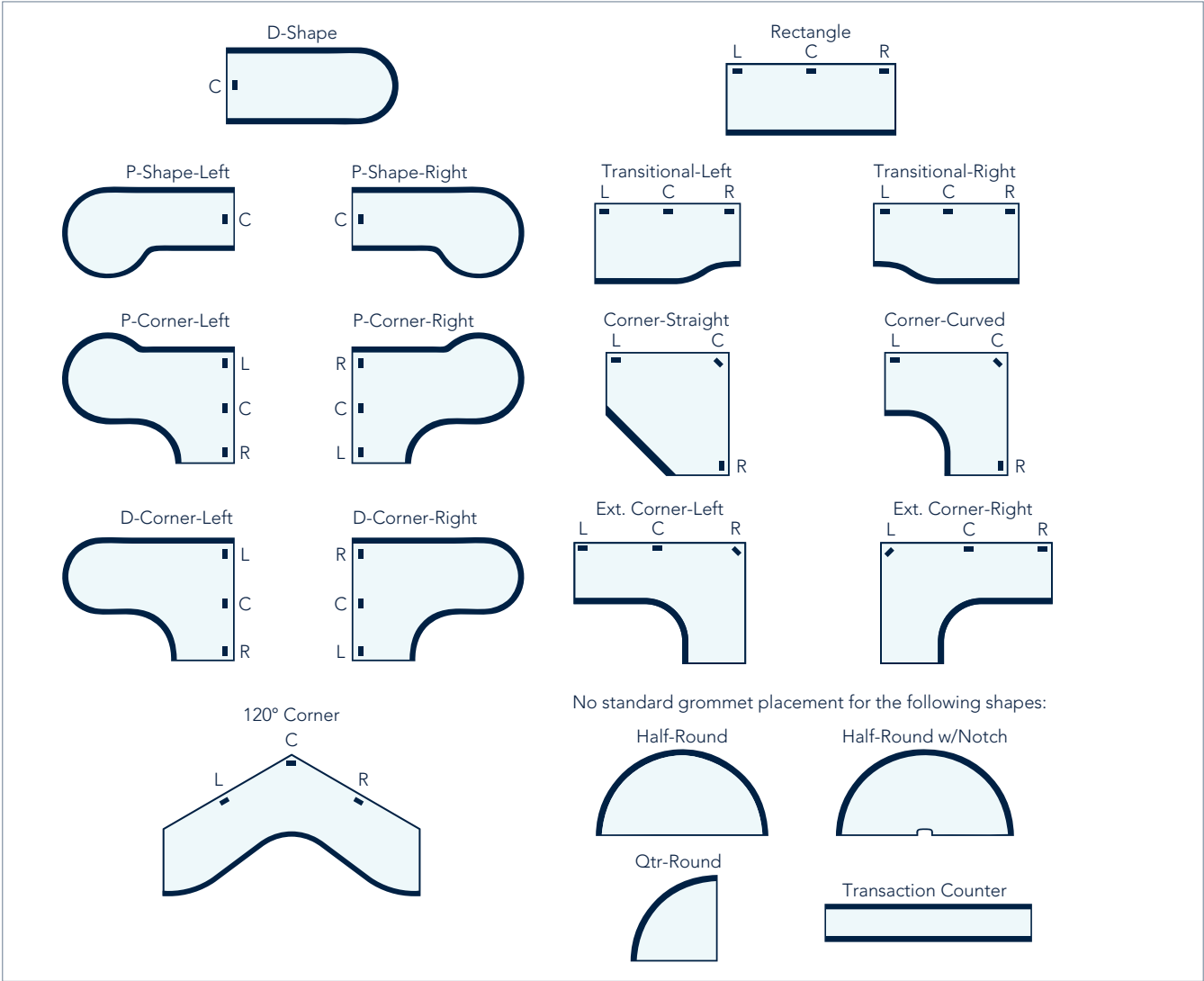
Center & Right
- LC:

Left & Center
- LR**:

Left & Right
- CUS:

Custom Placement; please provide drawing

*Default placement for one grommet will be center (if no code is indicated)
**Default placement for two grommets will be Left & Right (if no code is indicated)



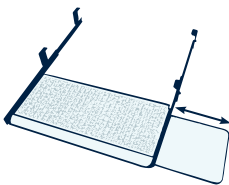
Rectangular Grommet		
Rectangular Grommets are 2" x 3.5", feature removable caps, and are factory installed. Please indicate desired placement code(s) as per guide. Available in 300 Black.		
Model	Description	Price
W.SGROM.300	Rectangular Grommet w/ Cover, Factory Installed, Black	26

WORKSURFACES

Options & Accessories

Ergonomic Accessories

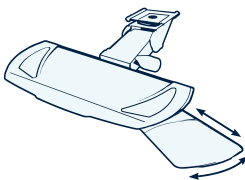
C
O
K
C
0
0
2
0
4



Economy Pull-Out Keyboard Tray

16" wide keyboard tray slides out with ball bearing suspension. Features a non-slip surface and a slide-out mouse deck, which easily adjusts for left-hand and right-hand use.

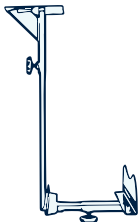
Model	Description	Price
SW.KBTPO	Pull out keyboard tray, ball bearing slides, includes mouse tray	275



Premium Keyboard Tray

Premium keyboard tray that features a foam-gel wrist rest, anti-skid grip strips, and a slide-out/swivel mouse deck that easily adjusts for left-hand or right-hand use. Accommodates wave-style keyboards. Heavy-duty lever-less arm with independent height and tilt adjustment and 360° swivel. 5.5" extension is ideal for use with training tables.

Model	Description	Price
SW.KBOV55	Keyboard tray, 17in track, swivel, tilt 5.5in arm	500
SW.KBOV75	Keyboard tray, 21in track, swivel, tilt 7.5in arm	515



Economy CPU Holder

The Economy CPU holder easily mounts in a fixed position to the underside of the top and is adjustable to either a vertical or horizontal position. Adjustable width (5.5" to 9.8") and height (15.4" to 19.7").


Model	Description	Price
SW.CPUHE	Economy CPU Holder, Fixed Mount	95



Lockable CPU Holder

The Lockable CPU Holder can be mounted horizontally or vertically. Available in fixed-mount or swivel & slide, which swivels a full 360° and slides out on a heavy-duty plastic glide. Adjustable width (3.5" to 9.3") and height (12.5" to 22.5").

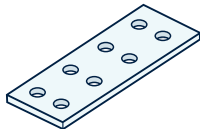
Model	Description	Price
SW.CPULF	Lockable CPU holder, Fixed Mount	320
SW.CPULSS	Lockable CPU holder, Swivel & Slide Mount	425



Extension Arm Monitor Mount (Single and Dual)

Highly flexible, height adjustable extension arms mount to a pole which clamps or grommet-mounts to your table or desk top. Your monitor tilts up and down, swings side-to-side and moves up and down the length of the pole. Available in single-monitor or dual monitor versions (32" maximum spread).

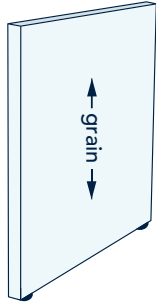
Model	Description	Price
SW.MADBL	Flat Panel Monitor Arm, Dual Monitor, Double Extension, Height Adjustable	1,151
SW.MASGL	Flat Panel Monitor Arm, Single Monitor, Double Extension, Height Adjustable	704



Universal Flat Plate

Universal Flat Plates are used to connect two adjoining worksurfaces when used in conjunction with worksurface cantilevers. Screws are included. Available in Black

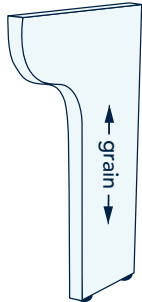
Model	Description	Price
W.FP13	Universal Flat plate 1in x 3in (includes screws)	8
W.FP32	Universal Flat plate 3in x 2.25in (includes screws)	5
W.FP35	Universal Flat plate 3in x 5in (includes screws)	19



End Support Panels

End Support Panels are 1-1/4" thick, laminated on two sides, with EB edgband along the vertical edges, and includes adjustable glides and L-brackets. Overall panel height is 27-7/8" including glides (does not include top thickness). Actual depth dimensions are 1/8" undersized to match standard worksurface depth. Group 1 laminate is standard; please request a quote for other laminates. NOTE: support panels are to be used in conjunction with worksurface panel systems and are not meant to be used alone for free-standing desking.

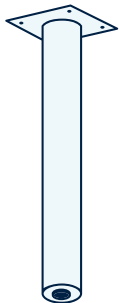
Model	Description	Price
WEP1828.EB	18" x 27-7/8" End Support Panel	148
WEP2428.EB	24" x 27-7/8" End Support Panel	172
WEP3028.EB	30" x 27-7/8" End Support Panel	193
WEP3628.EB	36" x 27-7/8" End Support Panel	205



Center Support Panels

Center Support Panels are 1-1/4" thick, laminated on two sides, with EB edgeband along the vertical edges, and includes adjustable glides and L-brackets. Overall panel height is 27-7/8" including glides (does not include top thickness). Actual depth dimensions are 1/8" undersized to match standard worksurface depth. Group 1 laminate is standard; please request a quote for other laminates. NOTE: support panels are to be used in conjunction with worksurface panel systems and are not meant to be used alone for free-standing desking.


Model	Description	Price
WCP1828.EB	18" x 27-7/8" Center Support Panel	164
WCP2428.EB	24" x 27-7/8" Center Support Panel	190
WCP3028.EB	30" x 27-7/8" Center Support Panel	213
WCP3628.EB	36" x 27-7/8" Center Support Panel	224



Support Column

Steel tubular Support Columns come with adjustable glides and mounting plates. They are available in four sizes and either fixed height (approximately 27.75") or adjustable height (24" to 29"). Available in 300 Black. NOTE: Support Columns are to be used in conjunction with worksurface panel systems and are not meant to be used alone for free-standing desking.

Model	Description	Price
W.SC2.300	2in Dia Support Column, Fixed Height 27.75"	129
W.SC3.300	3in Dia Support Column, Fixed Height 27.75"	172
W.SC4.300	4in Dia Support Column, Fixed Height 27.75"	204
W.SC4A.300	4in Dia Support Column Adjustable Height (from 24in to 29in)	233
W.SC6.300	6in Dia Support Column, Fixed Height 27.75"	350



Dual Column H-Legs

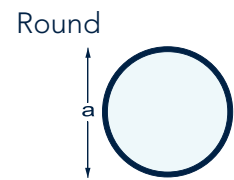
H-Leg Supports are 2" or 3" dia. tubular steel with horizontal spans, 6" x 6" mounting plates and adjustable glides. Available in varying base spreads to accommodate several top sizes. Overall height (not including table top) is approximately 27.75". Available in 300 Black and 431 Metallic Silver. NOTE: H-Leg Supports are to be used in conjunction with worksurface panel systems and are not meant to be used alone for free-standing desking.

Model	Description	Price
W.HL21.300	2in Dia Dual Column H-Legs, 16.5" Spread, for 24" tops, 300 Black	269
W.HL21.431	2in Dia Dual Column H-Legs, 16.5" Spread, for 24" tops, 431 Metallic Silver	269
W.HL22.300	2in Dia Dual Column H-Legs, 22.5" Spread, for 30" tops, 300 Black	284
W.HL22.431	2in Dia Dual Column H-Legs, 22.5" Spread, for 30" tops, 431 Metallic Silver	284
W.HL31.300	3in Dia Dual Column H-Legs, 23.5" Spread, for 30" tops, 300 Black	388
W.HL31.431	3in Dia Dual Column H-Legs, 23.5" Spread, for 30" tops, 431 Metallic Silver	388
W.HL32.300	3in Dia Dual Column H-Legs, 30" Spread, 36" tops, 300 Black	425
W.HL32.431	3in Dia Dual Column H-Legs, 30" Spread, 36" tops, 431 Metallic Silver	425

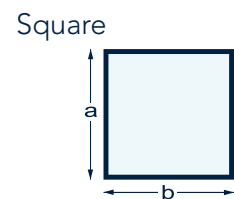


C
O
K
C
0
0
2
0
4

TABLE TOPS



Size a	Basic Model	EDGE BAND /T-EDGE	ABS EDGE BAND	VINYL T-EDGE	EDGE BAND /T-EDGE
24dia	TBT.D.24	EB			
30dia	TBT.D.30	EBR		T8	T5
36dia	TBT.D.36	T4	AB	T10	P36
42dia	TBT.D.42				
48dia	TBT.D.48				
54dia	TBT.D.54				
60dia	TBT.D.60				



Size a x b	Basic Model	EDGE BAND /T-EDGE	ABS EDGE BAND	VINYL T-EDGE	EDGE BAND /T-EDGE
24x24	TBT.S.2424	117	122	138	141
30x30	TBT.S.3030	151	159	180	185
36x36	TBT.S.3636	191	205	225	231
42x42	TBT.S.4242	246	265	295	304
48x48	TBT.S.4848	300	322	364	373
54x54	TBT.S.5454	358	386	435	448

MODEL NUMBER

Basic Model + Edge

Example:

TBT.R.4848.EB



TOP SURFACE FINISH

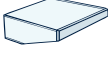




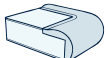
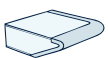




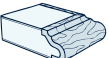
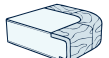
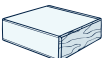
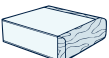
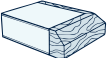
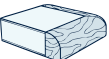

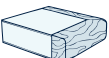
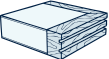
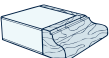
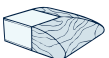
Group 1 Laminate standard
Groups 2 & 4 Laminate see upcharge column above
Group 5 Linoleum see upcharge column above
Other Laminate or Material quote required

Please visit www.surfaceworks.us/finishes to view current top surface finish selections.

EDGE FINISH

Please visit www.surfaceworks.us/finishes to view current edge finish selections.

TABLE TOPS

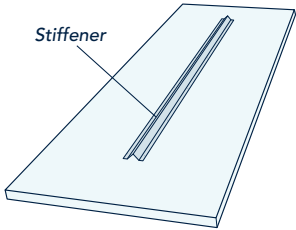
EDGE-BAND	URETHANE EDGE	URETHANE EDGE	URETHANE EDGE	URETHANE EDGE	URETHANE EDGE	WOOD EDGE	WOOD EDGE	WOOD EDGE	WOOD EDGE	PREMIUM MATERIAL UPCHARGES			
 PK4	 MA1  MA3  MA4  MA7	 MA2  MT1	 MT6  MT9	 MC6  MP1	 MP2  MP3	 W2E	 WB1	 WC1♦  WC2♦  WC3♦  WC6♦	 WC5♦  WD5♦  WF5♦	Group 2 Laminate	Group 4 Laminate	Group 5 Linoleum	CC Certified and NSF Particulate board
338	431	n/a	n/a	n/a	n/a	338	390	491	550	22	23	41	14
424	500	500	500	500	500	424	491	604	674	27	34	64	20
485	589	589	589	589	589	485	588	712	797	36	46	90	30
562	658	658	658	658	658	562	650	775	864	51	78	159	51
623	716	716	716	716	716	623	707	833	937	51	78	159	51
712	n/a	n/a	n/a	n/a	n/a	712	782	901	1,012	72	118	248	79
851	906	906	906	906	906	851	905	1,025	1,154	72	118	248	79

235	358	n/a	n/a	n/a	n/a	235	277	354	401	22	23	41	14
302	443	n/a	n/a	n/a	n/a	302	355	441	499	27	34	64	20
367	536	536	536	536	536	367	434	525	596	36	46	90	30
384	620	620	620	620	620	384	451	563	638	51	78	159	51
413	710	n/a	n/a	n/a	n/a	413	484	608	710	51	78	159	51
501	n/a	n/a	n/a	n/a	n/a	501	586	674	768	72	118	248	79

STIFFENERS

Stiffeners are a required accessory for table tops with a span of 45" or greater between supports. Even with a stiffener, the maximum unsupported span should not exceed 60". Stiffeners will be shipped loose and field installed (screws included).

- 45" Stiffener Kit (for 45" to 54" span) +48
- 54" Stiffener Kit (for 54" to 60" span) +55



OPTIONS

Radius Corner Wood Edge
(available with edge models marked with ♦ above)
+324 per table

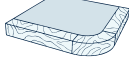
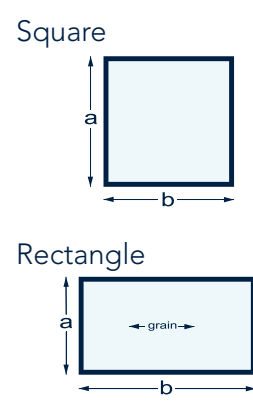




TABLE TOPS



EDGE BAND / T-EDGE	ABS EDGE BAND	VINYL T-EDGE	EDGE BAND / T-EDGE
EB			
EBR		T8	T5
T4	AB	T10	P3G

Size a x b	Basic Model				
60x60	TBT.S.6060	469	505	572	588
18x24	TBT.R.1824	103	106	120	123
18x30	TBT.R.1830	112	117	133	134
18x36	TBT.R.1836	119	125	141	142
18x42	TBT.R.1842	135	143	158	160
18x48	TBT.R.1848	151	159	180	185
18x60	TBT.R.1860	170	184	204	208
18x72	TBT.R.1872	190	206	229	233
18x84	TBT.R.1884	288	311	348	358
18x96	TBT.R.1896	320	346	386	398
24x30	TBT.R.2430	135	142	158	160
24x36	TBT.R.2436	140	148	169	171

MODEL NUMBER

Basic Model + Edge

Example:

TBT.R.4848.EB



TOP SURFACE FINISH

- Group 1 Laminate** standard
- Groups 2 & 4 Laminate** see upcharge column above
- Group 5 Linoleum** see upcharge column above
- Other Laminate or Material** quote required

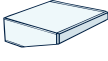

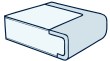

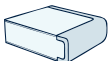

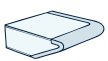




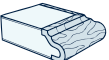
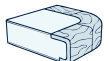
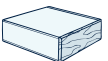
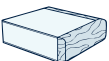
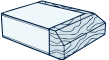
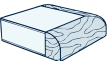

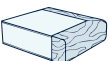
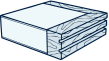
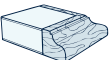
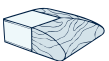
Please visit www.surfaceworks.us/finishes to view current top surface finish selections.

EDGE FINISH

Please visit www.surfaceworks.us/finishes to view current edge finish selections.

C
O
K
C
0
0
2
0
4

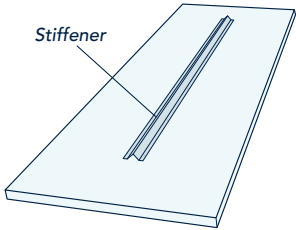
TABLE TOPS

EDGE-BAND	URETHANE EDGE	URETHANE EDGE	URETHANE EDGE	URETHANE EDGE	URETHANE EDGE	WOOD EDGE	WOOD EDGE	WOOD EDGE	WOOD EDGE	PREMIUM MATERIAL UPCHARGES			
 PK4	 MA1  MA3  MA4  MA7	 MA2  MT1	 MT6  MT9	 MC6  MP1	 MP2  MP3	 W2E	 WB1	 WC1♦  WC2♦  WC3♦  WC6♦	 WC5♦  WD5♦  WF5♦	Group 2 Laminate Group 4 Laminate Group 5 Linoleum			
596	n/a	n/a	n/a	n/a	n/a	596	677	770	881	72	118	248	79
198	n/a	n/a	n/a	n/a	n/a	198	236	307	349	21	21	34	11
232	n/a	n/a	n/a	n/a	n/a	232	274	351	398	22	25	43	14
252	n/a	n/a	n/a	n/a	n/a	252	287	373	426	25	30	51	17
295	n/a	n/a	n/a	n/a	n/a	295	348	432	488	28	37	67	23
332	n/a	n/a	n/a	n/a	n/a	332	393	481	547	28	37	67	23
392	n/a	n/a	n/a	n/a	n/a	392	460	560	634	31	44	85	28
439	n/a	n/a	n/a	n/a	n/a	439	495	600	686	38	52	99	32
538	n/a	n/a	n/a	n/a	n/a	538	599	700	795	45	64	133	43
571	n/a	n/a	n/a	n/a	n/a	571	632	734	839	45	64	133	43
256	352	n/a	n/a	n/a	n/a	256	297	376	426	25	30	51	17
275	387	387	387	387	387	275	308	421	458	27	33	60	19

STIFFENERS

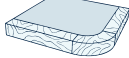
Stiffeners are a required accessory for table tops with a span of 45" or greater between supports. Even with a stiffener, the maximum unsupported span should not exceed 60". Stiffeners will be shipped loose and field installed (screws included).

- 45" Stiffener Kit (for 45" to 54" span) +48
- 54" Stiffener Kit (for 54" to 60" span) +55



OPTIONS

Radius Corner Wood Edge
(available with edge models marked with ♦ above)
+324 per table

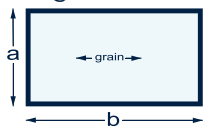


C
O
K
C
0
0
2
0
4

TABLE TOPS



Rectangle



Size a x b	Basic Model	EDGEBOARD /T-EDGE	ABS EDGEBOARD	VINYL T-EDGE	EDGEBOARD /T-EDGE
24x42	TBT.R.2442	EB			
24x48	TBT.R.2448	EBR			
24x60	TBT.R.2460	T4	AB	T8	T5
24x72	TBT.R.2472			T10	P36
24x84	TBT.R.2484				
24x96	TBT.R.2496				
30x36	TBT.R.3036				
30x42	TBT.R.3042				
30x48	TBT.R.3048				
30x60	TBT.R.3060				
30x72	TBT.R.3072				
30x84	TBT.R.3084				
30x96	TBT.R.3096				
36x42	TBT.R.3642				
36x48	TBT.R.3648				

MODEL NUMBER

Basic Model + Edge

Example:

TBT.R.4848.EB



TOP SURFACE FINISH

Group 1 Laminate

standard

Groups 2 & 4 Laminate see upcharge column above

Group 5 Linoleum see upcharge column above

Other Laminate or Material quote required

Please visit www.surfaceworks.us/finishes to
view current top surface finish selections.

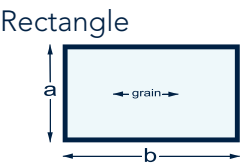
EDGE FINISH

Please visit www.surfaceworks.us/finishes to
view current edge finish selections.


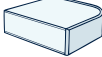


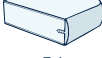



0000204

647
p. 4230

TABLE TOPS



Size a x b	Basic Model
36x60	TBT.R.3660
36x72	TBT.R.3672
36x84	TBT.R.3684
36x96	TBT.R.3696

EDGE BAND /T-EDGE	ABS EDGE BAND	VINYL T-EDGE	EDGE BAND /T-EDGE
 EB			
 EBR		 T8	 T5
 T4	 AB	 T10	 P36
293	315	353	363
340	367	413	426
443	477	536	556
482	522	586	607

MODEL NUMBER

Basic Model + Edge

Example:

TBT.R.4848.EB



TOP SURFACE FINISH

- Group 1 Laminate standard
- Groups 2 & 4 Laminate see upcharge column above
- Group 5 Linoleum see upcharge column above
- Other Laminate or Material quote required

Please visit www.surfaceworks.us/finishes to view current top surface finish selections.

EDGE FINISH

Please visit www.surfaceworks.us/finishes to view current edge finish selections.

TABLE TOPS

C

O

K

C





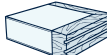







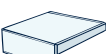

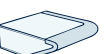






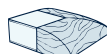
O

O

2

0

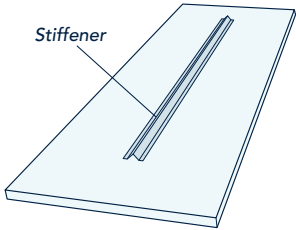
4

EDGE-BAND	URETHANE EDGE	URETHANE EDGE	URETHANE EDGE	URETHANE EDGE	URETHANE EDGE	WOOD EDGE	WOOD EDGE	WOOD EDGE	WOOD EDGE	PREMIUM MATERIAL UPCHARGES			
	 MA1							 WC1♦		<div> <div>Group 2 Laminate</div> <div>Group 4 Laminate</div> <div>Group 5 Linoleum</div> </div>			
	 MA3							 WC2♦	 WC5♦				
	 MA4	 MA2	 MT6	 MC6	 MP2			 WC3♦	 WD5♦				
 PK4	 MA7	 MT1	 MT9	 MP1	 MP3	 W2E	 WB1	 WC6♦	 WF5♦				
518	684	n/a	n/a	n/a	n/a	518	598	690	774	49	73	149	49
592	772	n/a	n/a	n/a	n/a	592	678	783	890	56	86	178	56
696	n/a	n/a	n/a	n/a	n/a	696	792	889	1,003	69	112	238	75
736	n/a	n/a	n/a	n/a	n/a	736	833	934	1,064	69	112	238	75

STIFFENERS

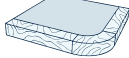
Stiffeners are a required accessory for table tops with a span of 45" or greater between supports. Even with a stiffener, the maximum unsupported span should not exceed 60". Stiffeners will be shipped loose and field installed (screws included).

45" Stiffener Kit (for 45" to 54" span) +48
54" Stiffener Kit (for 54" to 60" span) +55



OPTIONS

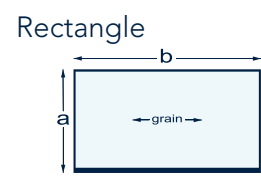
Radius Corner Wood Edge
 (available with edge models marked with ♦ above)
 +324 per table





C
O
K
C
0
2
0
4

TRAINING TABLE TOPS



EDGE BAND / T-EDGE	ABS EDGE BAND	VINYL T-EDGE	EDGE BAND
EB			
EBR		T8F	
T4	AB	T10	PK4F

Size a x b	Basic Model				
18x42	TBR.R.1842	135	143	158	295
18x48	TBR.R.1848	151	159	180	332
18x60	TBR.R.1860	170	184	204	392
18x72	TBR.R.1872	190	206	229	439
18x84	TBR.R.1884	288	311	348	538
18x96	TBR.R.1896	320	346	386	571
24x42	TBR.R.2442	153	162	184	331
24x48	TBR.R.2448	159	169	193	342
24x60	TBR.R.2460	195	211	236	418
24x72	TBR.R.2472	231	250	279	481
24x84	TBR.R.2484	311	337	375	562
24x96	TBR.R.2496	357	387	433	609
30x42	TBR.R.3042	177	191	213	358
30x48	TBR.R.3048	195	210	236	395
30x60	TBR.R.3060	239	258	293	463
30x72	TBR.R.3072	279	301	342	530

MODEL NUMBER

Basic Model + Edge

Example:

TBR.R.3072.MT6F



TOP SURFACE FINISH

Group 1 Laminate

standard

Groups 2 & 4 Laminate see upcharge column above

Group 5 Linoleum see upcharge column above

Other Laminate or Material quote required


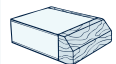

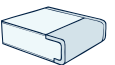
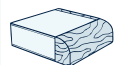










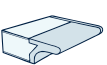
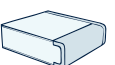
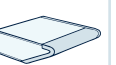
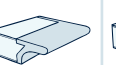
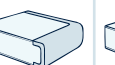
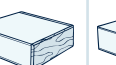

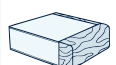

Please visit www.surfaceworks.us/finishes to view current top surface finish selections.

EDGE FINISH

Please visit www.surfaceworks.us/finishes to view current edge finish selections.

TRAINING TABLE TOPS

C
O
K
C
O
O
2
0
42
0
44
3
2
751
51
32
3240
49651
p. 4234

POSTFORM EDGE	URETHANE EDGE	URETHANE EDGE	URETHANE EDGE	URETHANE EDGE	URETHANE EDGE	WOOD EDGE	WOOD EDGE	WOOD EDGE	WOOD EDGE
									
PE								WC1F	
									
PF1		MA3F						WC2F	WF2F
									
PF2	MT6F	MA4F	MA1F	MT6Y	MA3			WC3F	WF4F
									
PF6	MT9F	MA7F	MT1F	MT9Y	MA7	W2E	WB1	WC6F	WF5F

PREMIUM MATERIAL UPCHARGES			
Group 2 Laminate	Group 4 Laminate	Group 5 Linoleum	Post-Forming UF Plyboard

181	387	387	387	n/a	n/a	295	348	396	484	28	37	67	23
208	431	431	431	431	n/a	332	393	443	543	28	37	67	23
234	499	499	499	499	n/a	392	460	512	628	31	44	85	29
262	552	552	552	552	n/a	439	495	549	673	38	52	99	34
403	765	765	765	n/a	n/a	538	599	659	774	45	64	133	43
451	800	800	800	n/a	n/a	571	632	696	810	45	64	133	43
209	417	417	417	n/a	n/a	331	392	427	522	31	42	80	27
223	446	446	446	446	446	342	405	458	559	31	42	80	27
270	525	525	525	525	525	418	485	537	658	38	52	99	32
322	616	616	616	616	616	481	553	609	734	42	60	120	38
436	795	795	795	n/a	n/a	562	635	693	818	51	78	159	51
503	849	849	849	n/a	n/a	609	685	741	867	51	78	159	51
243	463	463	463	n/a	463	358	425	474	579	38	52	99	32
270	508	508	508	508	508	395	463	500	634	38	52	99	32
336	613	613	613	613	613	463	535	586	719	43	61	125	40
393	694	694	694	694	694	530	615	661	788	49	73	149	49

STIFFENERS

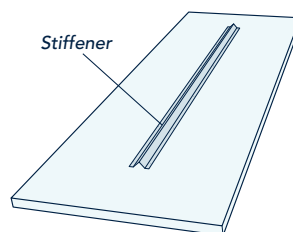
Stiffeners are a required accessory for table tops with a span of 45" or greater between supports. Even with a stiffener, the maximum unsupported span should not exceed 60". Stiffeners will be shipped loose and field installed (screws included).

45" Stiffener Kit (for 45" to 54" span)

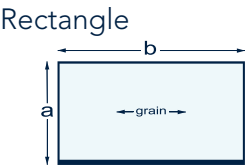
+48

54" Stiffener Kit (for 54" to 60" span)

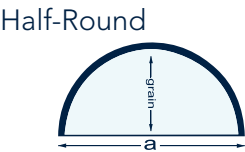
+55



TRAINING TABLE TOPS



Size a x b	Basic Model	EDGE-BAND /T-EDGE	ABS EDGE-BAND	VINYL T-EDGE	EDGE- BAND
30x72	TBR.R.3072	EB			
30x84	TBR.R.3084	EBR			
30x96	TBR.R.3096	T4			
36x42	TBR.R.3642		AB		
36x48	TBR.R.3648			T8F	
36x60	TBR.R.3660			T10	
36x72	TBR.R.3672				PK4F
36x84	TBR.R.3684				
36x96	TBR.R.3696				



Size a x b	Basic Model	EDGE-BAND /T-EDGE	ABS EDGE-BAND	VINYL T-EDGE	EDGE- BAND
36x18	TBR.H.3618				
48x24	TBR.H.4824				
60x30	TBR.H.6030				
72x36	TBR.H.7236				

MODEL NUMBER

Basic Model + Edge

Example:

TBR.R.3072.MT6F



TOP SURFACE FINISH

- Group 1 Laminate standard
- Groups 2 & 4 Laminate see upcharge column above
- Group 5 Linoleum see upcharge column above
- Other Laminate or Material quote required



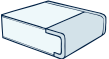



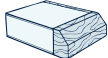



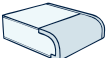



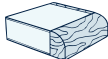


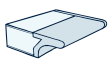

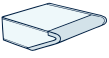

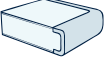
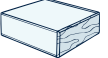
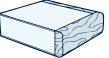
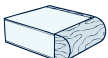



Please visit www.surfaceworks.us/finishes to view current top surface finish selections.

EDGE FINISH

Please visit www.surfaceworks.us/finishes to view current edge finish selections.

TRAINING TABLE TOPS

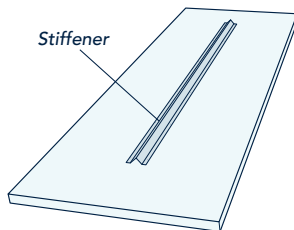
C
O
K
C
O
O
2
0
4

POSTFORM EDGE	URETHANE EDGE	URETHANE EDGE	URETHANE EDGE	URETHANE EDGE	URETHANE EDGE	WOOD EDGE	WOOD EDGE	WOOD EDGE	WOOD EDGE	PREMIUM MATERIAL UPCHARGES			
 PE	 PF1	 MA3F	 MA1F	 MT6Y	 MA3			 WC1F	 WF2F	<div>Group 2 Laminate</div> <div>Group 4 Laminate</div> <div>Group 5 Linoleum</div> <div>Post Certification UF Products</div>			
 PF2	 MT6F	 MA4F	 MA1F	 MT6Y	 MA3			 WC2F	 WF2F				
 PF6	 MT9F	 MA7F	 MT1F	 MT9Y	 MA7	 W2E	 WB1	 WC3F	 WF4F				
								 WC6F	 WF5F				
393	694	694	694	694	694	530	615	661	788	49	73	149	49
564	990	990	990	n/a	n/a	651	737	783	918	61	95	199	64
621	1,046	1,046	1,046	n/a	n/a	693	780	826	960	61	95	199	64
302	533	533	533	n/a	n/a	403	468	518	624	42	60	120	38
332	579	579	579	n/a	n/a	440	511	550	679	42	60	120	38
409	684	684	684	n/a	684	518	598	642	774	49	73	149	49
480	772	772	772	n/a	772	592	678	724	878	56	86	178	56
626	1,059	1,059	1,059	n/a	n/a	696	792	829	982	69	112	238	75
685	1,101	1,101	1,101	n/a	n/a	736	833	871	1,048	69	112	238	75
n/a	428	428	428	n/a	n/a	345	403	463	560	25	30	51	17
n/a	574	574	574	n/a	n/a	475	553	621	750	31	42	80	27
n/a	721	721	721	n/a	n/a	606	708	773	941	43	61	125	40
n/a	870	870	870	n/a	n/a	737	861	926	1,122	56	86	178	56

STIFFENERS

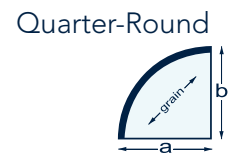
Stiffeners are a required accessory for table tops with a span of 45" or greater between supports. Even with a stiffener, the maximum unsupported span should not exceed 60". Stiffeners will be shipped loose and field installed (screws included).

45" Stiffener Kit (for 45" to 54" span) +48
54" Stiffener Kit (for 54" to 60" span) +55





TRAINING TABLE TOPS

Size
a x bBasic
Model

18x18

TBR.QR.1818

24x24

TBR.QR.2424

30x30

TBR.QR.3030

36x36

TBR.QR.3636

EDGE BAND /T-EDGE	ABS EDGE BAND	VINYL T-EDGE	EDGE BAND
EB			
EBR		T8F	
T4	AB	T10	PK4F

168

206

191

288

185

225

214

330

225

269

265

409

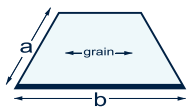
273

321

318

489

Trapezoid

Size
a x bBasic
Model

18x48

TBR.T.1848

18x60

TBR.T.1860

18x72

TBR.T.1872

24x48

TBR.T.2448

24x60

TBR.T.2460

24x72

TBR.T.2472

30x48

TBR.T.3048

30x60

TBR.T.3060

30x72

TBR.T.3072

164

173

195

361

183

198

220

423

204

221

246

472

183

197

220

381

211

228

256

452

247

267

301

517

211

227

256

429

260

279

320

506

301

324

371

573

MODEL NUMBER

Basic Model + Edge

Example:

TBR.R.3072.MT6F



TOP SURFACE FINISH

Group 1 Laminate

standard

Groups 2 & 4 Laminate see upcharge column above

Group 5 Linoleum see upcharge column above



















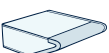



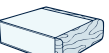


Other Laminate or Material quote required

Please visit www.surfaceworks.us/finishes to
view current top surface finish selections.

EDGE FINISH

Please visit www.surfaceworks.us/finishes to
view current edge finish selections.

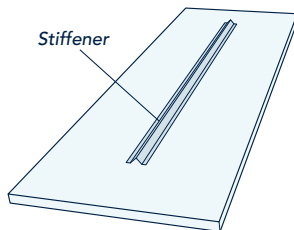
TRAINING TABLE TOPS

POSTFORM EDGE	URETHANE EDGE	URETHANE EDGE	URETHANE EDGE	URETHANE EDGE	URETHANE EDGE	WOOD EDGE	WOOD EDGE	WOOD EDGE	WOOD EDGE	PREMIUM MATERIAL UPCHARGES			
 PE										<div>Group 2 Laminate</div> <div>Group 4 Laminate</div> <div>Group 5 Linoleum</div> <div>Post-Formed UHF Plyboard</div>			
 PF1													
 PF2													
 PF6													
n/a	377	377	377	n/a	n/a	288	329	387	461	19	19	29	18
n/a	427	427	427	n/a	n/a	330	381	438	524	22	23	41	14
n/a	522	522	522	n/a	n/a	409	474	535	641	27	34	64	29
n/a	617	617	617	n/a	n/a	489	568	627	754	36	46	90	34
226	n/a	n/a	n/a	n/a	n/a	361	424	480	587	28	37	67	23
252	n/a	n/a	n/a	n/a	n/a	423	498	554	677	31	44	85	28
282	n/a	n/a	n/a	n/a	n/a	472	558	611	745	38	52	99	32
252	n/a	n/a	n/a	n/a	n/a	381	448	507	617	31	42	80	27
293	n/a	n/a	n/a	n/a	n/a	452	528	583	711	38	52	99	32
348	n/a	n/a	n/a	n/a	n/a	517	604	655	799	42	60	120	38
293	n/a	n/a	n/a	n/a	n/a	429	503	560	685	38	52	99	32
364	n/a	n/a	n/a	n/a	n/a	506	581	636	780	43	61	125	40
426	n/a	n/a	n/a	n/a	n/a	573	660	711	861	49	73	149	49

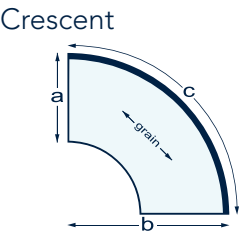
STIFFENERS

Stiffeners are a required accessory for table tops with a span of 45" or greater between supports. Even with a stiffener, the maximum unsupported span should not exceed 60". Stiffeners will be shipped loose and field installed (screws included).

- 45" Stiffener Kit (for 45" to 54" span) +48
- 54" Stiffener Kit (for 54" to 60" span) +55



TRAINING TABLE TOPS



Size a x b x c	Basic Model	EDGE-BAND /T-EDGE	ABS EDGE-BAND	VINYL T-EDGE	EDGE- BAND
18x48x75	TBR.C.1848	EB			
18x60x94	TBR.C.1860	EBR		T8F	
24x48x75	TBR.C.2448	T4	AB	T10	PK4F
24x60x94	TBR.C.2460				
30x48x75	TBR.C.3048				
30x60x94	TBR.C.3060				

MODEL NUMBER

Basic Model + Edge

Example:

TBR.R.3072.MT6F



TOP SURFACE FINISH






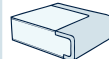
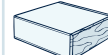
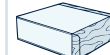
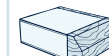






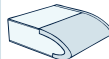
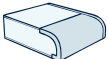


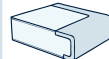
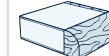
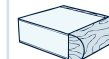


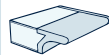

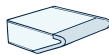


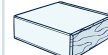
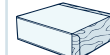
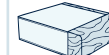
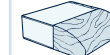

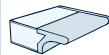

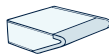


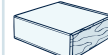
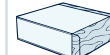
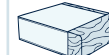
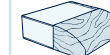
- Group 1 Laminate standard
- Groups 2 & 4 Laminate see upcharge column above
- Group 5 Linoleum see upcharge column above
- Other Laminate or Material quote required

Please visit www.surfaceworks.us/finishes to view current top surface finish selections.

EDGE FINISH

Please visit www.surfaceworks.us/finishes to view current edge finish selections.

TRAINING TABLE TOPS

POSTFORM EDGE	URETHANE EDGE	URETHANE EDGE	URETHANE EDGE	URETHANE EDGE	URETHANE EDGE	WOOD EDGE	WOOD EDGE	WOOD EDGE	WOOD EDGE	PREMIUM MATERIAL UPCHARGES			
 PE	 PF1	 MA3F	 MA1F	 MT6Y	 MA3	 W2E	 WB1	 WC1F	 WF2F	 Group 2 Laminate	 Group 4 Laminate	 Group 5 Linoleum	 FSC Certified
 PF2	 MT6F	 MA4F	 MA1F	 MT6Y	 MA3	 WC2F	 WC3F	 WF4F					
 PF6	 MT9F	 MA7F	 MT1F	 MT9Y	 MA7	 W2E	 WB1	 WC6F	 WF5F				
 PF6	 MT9F	 MA7F	 MT1F	 MT9Y	 MA7	 W2E	 WB1	 WC6F	 WF5F				
n/a	736	736	736	n/a	n/a	556	653	759	904	49	73	149	49
n/a	959	959	959	n/a	n/a	804	912	973	1,132	69	112	238	75
n/a	736	736	736	n/a	n/a	556	653	759	904	56	86	178	56
n/a	959	959	959	n/a	n/a	804	912	973	1,132	69	112	238	75
n/a	736	736	736	n/a	n/a	556	653	759	904	56	86	178	56
n/a	959	959	959	n/a	n/a	804	912	973	1,132	90	147	317	99

STIFFENERS

Stiffeners are a required accessory for table tops with a span of 45" or greater between supports. Even with a stiffener, the maximum unsupported span should not exceed 60". Stiffeners will be shipped loose and field installed (screws included).

45" Stiffener Kit (for 45" to 54" span)

+48

54" Stiffener Kit (for 54" to 60" span)

+55

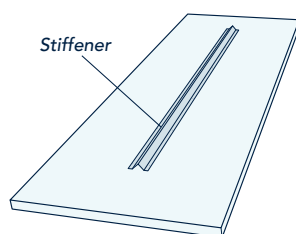
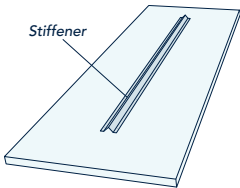


TABLE TOPS

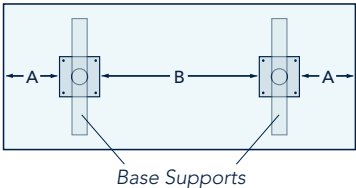
Accessories

Stiffeners



Stiffeners

Due to environmental influences, sagging may occur unless the table top is supported properly. Since SurfaceWorks® has no control over how table tops will be installed, we can only warranty our product against sagging when and if the proper precautions have been taken. Steel stiffeners are a required accessory for table tops with a span of 45" or greater between supports. Even with a stiffener, the maximum unsupported span should not exceed 60" (see guidelines below). As it is your responsibility to determine if a stiffener is necessary, stiffeners are not included in the table top price, and are not automatically added to your order. Stiffeners will be shipped loose and are to be field installed. Kits include required mounting screws. Placement: Optimal stiffener placement is in the center, directly between the base plates/panels, however, it can be placed up to 6" off the center. If the stiffener must be placed further off center, it is highly recommended that two parallel stiffeners are placed on either side of the base plates. Please carefully factor in the dimensions and location of your base hardware/plates when determining which size stiffener to order.



- Dimension "A" should not exceed 20"
- If Dimension "B" is less than 45", a stiffener is not required
- If Dimension "B" is between 45" & 53.9", a 45" stiffener is required
- If Dimension "B" is between 54" & 60", a 54" stiffener is required
- Dimension "B" should not exceed 60" with or without a stiffener; additional supports are required

Model	Description	Price
SW.STIF45	45in Stiffener Kit for a 45 - 54in span	46
SW.STIF54	54in Stiffener Kit for a 54 - 60in span	52

C
O
K
C
0
0
2
0
4



SurfaceWorks Inc.
7821 S. 10th Street | Oak Creek, WI 53154
www.surfaceworks.us

414.570.2677

C
O
K
C
O
O
2
0
4

C
O
K
C
0
0
2
0
4



C
O
K
C
O
O
2
0
4

SURFACEWORKS

IZZY+ PRODUCT GROUP

SPECIFICATION & PRICING GUIDE

JUNE 2021 V1.4

EFFECTIVE MARCH 13, 2023:
add 18% to all list prices
(7.3% increase over Feb 2022 pricing)

EFFECTIVE OCT 3, 2022:
add 10% surcharge to all orders

C
O
K
C
O
O
2
0
4

PRICELIST UPDATES

EFFECTIVE MARCH 13, 2023:
add 18% to all list prices

EFFECTIVE OCT 3, 2022:
add 10% surcharge to all orders

Version 1.4 (published March 13, 2023)

Pricing:

- Added notice to add 18% to all list prices (overall 7.3% increase from February, 2022)

Product Additions:

- Designer White metal & leg color

Product Deletions:

- Dot Power Module is discontinued
- Charcoal metal & leg color is discontinued

General:

- Overall Integration of SurfaceWorks color numbering and naming structure
- Integrated edge model naming conventions AB, MZ1 and MZ3
- Overall formatting revisions, corrections and tweaks

Version 1.3 (published September 12, 2022)

Pricing:

- Added notice of 10% surcharge for all orders effective 10/3/2022

General:

- Correction to Dewey Media Cabinet - access panel available only with technology rack
- Clarification on Dewey Modesty Panels - Aluminum frame modesty panels must be ordered with table
- Miscellaneous tweaks, corrections and clarifications throughout the document

Version 1.2 (published February 1, 2022)

Pricing:

- Added notice of 10% increase for all list prices
- Added notice of 7% surcharge for all orders

Version 1.1 (published October 12, 2021)

General:

- Correction to Dewey Helpdesk cabinet spacing dimensions
- Correction to Dewey 6-Top power option on pricing page

Version 1.0 (published June 23, 2021)

Format:

- All izzy+ products consolidated into one document
- Various formatting revisions throughout the document

Pricing:

- All Dewey Table prices reduced 11% for edgeband, and 7%-10% for urethane edge
- All Clara Table prices reduced 5% for edgeband and 4%-5% for urethane edge
- Significant price reduction on Horizontal Wire Management Trough

General:

- Miscellaneous tweaks, corrections and clarifications throughout the document

Product Additions:

- Dewey Training Table C-Leg 30" width

Product Deletions:

- Floor Mount Kit discontinued for all Dewey products

C
O
K
C
O
O
2
0
4

GENERAL INFORMATION

**EFFECTIVE MARCH 13, 2023:
add 18% to all list prices**
**EFFECTIVE OCT 3, 2022:
add 10% surcharge to all orders**

General Information

Please visit the links below for the following information:

Ordering Information:

- https://www.surfaceworks.us/media/General_Info/SW_GenInfo_Ordering_Information.pdf

Product Warranty:

- https://www.surfaceworks.us/media/General_Info/SW_GenInfo_Warranty.pdf

Shipping & Delivery Guidelines:

- https://www.surfaceworks.us/media/General_Info/SW_GenInfo_Shipping_Guidelines.pdf

Colors & Finishes:

- http://www.surfaceworks.us/media/finish_Sheets/sw_finishes_izzy.pdf

C
O
K
C
O
O
2
0
4

CLARA TABLE



C
O
K
C
0
0
2
0
4

CLARA TABLE

Specifications

STANDARDS, TOP CONSTRUCTION, SHAPES, EDGE OPTIONS, FINISH SELECTION

EFFECTIVE MARCH 13, 2023:
add 18% to all list prices

EFFECTIVE OCT 3, 2022:
add 10% surcharge to all orders

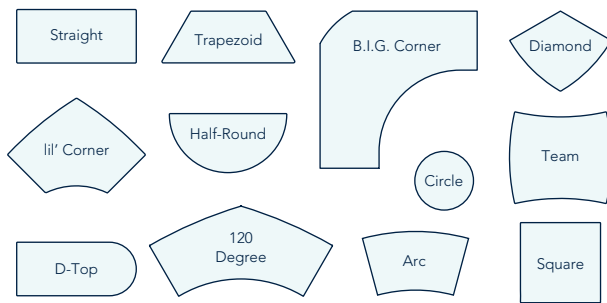
Standards

Meets or exceeds applicable ANSI/BIFMA durability and safety standards and is SCS Indoor Advantage Gold certified.

Top Construction

Clara Table Tops are 1.2" overall thickness, constructed with high-pressure laminate, 1.125" particle board core, edged and backed with moisture-resistant coverings to form a completely sealed outside surface. 60"L and above tables have steel support channel to promote level worksurface. Grain direction runs length of table top.

Table Shapes




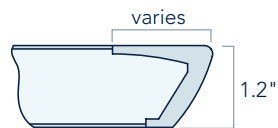
Clara Table Shapes consist of a wide variety of unique shapes in sizes that work together to provide for creative configurations in any application.

Edge Options

Model: AB
2mm ABS Edgeband



Model: MZ1
Clara Knife Profile Urethane Edge

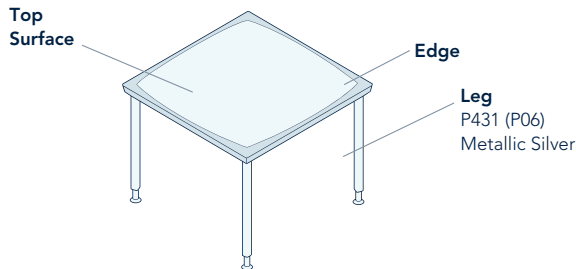


Plan View

ABS edgeband: Model AB 2mm thick ABS edgeband available on all Clara tables

Urethane Edge: Model MZ1 Clara knife profile urethane edge available on all Clara tables except for D-shape. Inset dimension varies.

Finish Selection



Clara table finish selection: There are two Clara Table components (top surface and edge) that require finish selections (Clara legs are available in P06 silver only). Accessories and power option finishes are selected separately. See izzy+ colors at www.surfaceworks.us/finishes

Clara Table Finish Selection	Laminate	Marker-Board	Urethane	Edgeband	Metal
Top	•	•			
Edge			•	•	
Leg					•

CLARA TABLE

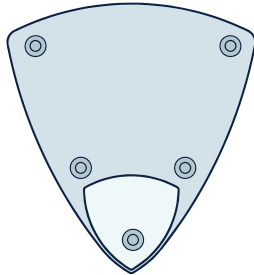
Specifications

LEG, GLIDES & CASTERS, SHIPPING

EFFECTIVE MARCH 13, 2023:
add 18% to all list prices

EFFECTIVE OCT 3, 2022:
add 10% surcharge to all orders

Leg Specifications



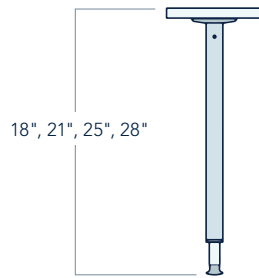
Clara Leg Shape
with Mounting Plate Plan View



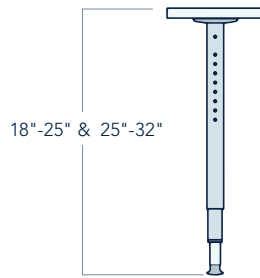
Clara Leg Shape
Plan View

Clara Legs are extruded aluminum with cast aluminum mounting plates.

Leg Options & Table Heights



Fixed Height
(28" is standard)



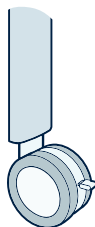
**Pin-Set
Height Adjustable**
(1" increments)

Clara Leg Height Options: Clara Legs are available in fixed height and pin-set height adjustable options.

Glides and Casters



Glide



Caster

Glides: provide 1" adjustment range for leveling and additional table height (standard).

Casters: dual wheel; locking; not available on pin-set height-adjustable legs (priced per table).

Shipping & Assembly

Tables are shipped knocked down. Legs are shipped assembled. Table tops are pre-drilled for easy assembly to legs.

Specifying lower height table legs reduces overall height by up to two pounds per table.

CLARA TABLE

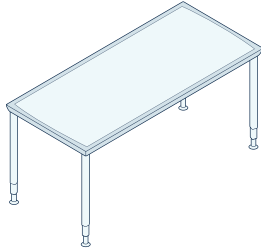
Pricing

STRAIGHT (RECTANGLE)

EFFECTIVE MARCH 13, 2023:
add 18% to all list prices

EFFECTIVE OCT 3, 2022:
add 10% surcharge to all orders

Straight (Rectangle)



DEPTH	WIDTH	LEG QTY	STD WEIGHT	MODEL NUMBER	AB 2MM ABS EDGE BAND	MZ1 URETHANE EDGE	L610 MARKER-BOARD
24"	34"	4	32 lb	CLATBLSTR2434	\$590	n/a	+ \$182
24"	36"	4	33 lb	CLATBLSTR2436	\$649	\$779	+ \$182
24"	48"	4	42 lb	CLATBLSTR2448	\$718	\$848	+ \$182
24"	54"	4	46 lb	CLATBLSTR2454	\$752	n/a	+ \$182
24"	60"	4	50 lb	CLATBLSTR2460	\$794	\$924	+ \$220
24"	72"	4	59 lb	CLATBLSTR2472	\$916	\$1,046	+ \$220
27"	34"	4	35 lb	CLATBLSTR2734	\$630	\$760	+ \$182
27"	36"	4	36 lb	CLATBLSTR2736	\$690	\$820	+ \$182
27"	48"	4	46 lb	CLATBLSTR2748	\$759	\$889	+ \$182
27"	54"	4	51 lb	CLATBLSTR2754	\$793	\$923	+ \$182
27"	60"	4	55 lb	CLATBLSTR2760	\$835	\$965	+ \$220
27"	72"	4	65 lb	CLATBLSTR2772	\$957	\$1,087	+ \$220
30"	34"	4	38 lb	CLATBLSTR3034	\$671	n/a	+ \$182
30"	36"	4	40 lb	CLATBLSTR3036	\$731	n/a	+ \$182
30"	48"	4	50 lb	CLATBLSTR3048	\$800	n/a	+ \$182
30"	54"	4	55 lb	CLATBLSTR3054	\$834	n/a	+ \$182
30"	60"	4	61 lb	CLATBLSTR3060	\$872	\$1,002	+ \$220
30"	72"	4	71 lb	CLATBLSTR3072	\$998	\$1,128	+ \$220

*List prices reflect standard 28" fixed height legs (option code 03).
For alternate height options, including adjustable height, see chart below.

1. Model Number Structure

example:

1. BASIC MODEL#	2. TOP FINISH	3. EDGE TYPE	4. EDGE FINISH	5. LEG HEIGHT
CLATBLSTR2760	L190	MZ1	U008	03
	6. LEG FINISH	7. TABLE OPTIONS	8. POWER MODULE	
	P431	CS, GM	FUP	

2. Top Finish

Standard Laminate

Group 1 standard laminate
see izzy+ colors at www.surfaceworks.us/finishes

L610 Markerboard

See upcharge column above. note: edge color will default to U300 / A300 black

Non-Standard Laminate

Call for a quote; extended lead times may apply

3. Edge Type

AB 2mm ABS edgeband
MZ1 Clara knife profile urethane edge

4. Edge Finish

see izzy+ colors at www.surfaceworks.us/finishes

5. Leg Height Options

03 28" fixed (std) + \$0
01 18" fixed + \$50
04 21" fixed + \$50
05 25" fixed + \$50
02 25" - 32" pin-set height adj + \$176
06 18" - 25" pin-set height adj + \$176

6. Leg Finish

P431 Metallic Silver (P06)

7. Table Options

GL Glides (std) + \$0
CS Casters (opt) + \$89
(casters not available on height adjustable legs)
GM grommets (pair) + \$59
(grommets available on straights >36")

8. Power Option

FUP Mho flip-up + \$524
(power available on straights >36")

9. Table Accessories

Flat ganging brackets
Flexible ganging brackets
Wire management clips
Horizontal wire management trough

See Clara Options & Accessories pages for details,
placement, model numbers & pricing

CLARA TABLE

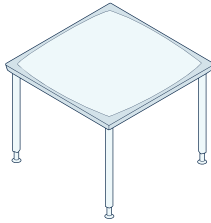
Pricing

SQUARE, CIRCLE

EFFECTIVE MARCH 13, 2023:
add 18% to all list prices

EFFECTIVE OCT 3, 2022:
add 10% surcharge to all orders

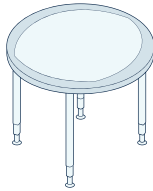
Square



DEPTH	WIDTH	LEG QTY	STD WEIGHT	MODEL NUMBER	AB 2MM ABS EDGE BAND	MZ1 URETHANE EDGE	L610 MARKER-BOARD
36"	36"	4	46 lb	CLATBLSQ3636	\$859	\$989	+ \$182
42"	42"	4	60 lb	CLATBLSQ4242	\$955	\$1,085	+ \$220

*List prices reflect standard 28" fixed height legs (option code 03).
For alternate height options, including adjustable height, see chart below.

Circle



DIAMETER	LEG QTY	STD WEIGHT	MODEL NUMBER	AB 2MM ABS EDGE BAND	MZ1 URETHANE EDGE	L610 MARKER-BOARD
27"	3	27 lb	CLATBLCRCL2727	\$568	\$698	+ \$182
36"	4	36 lb	CLATBLCRCL3636	\$749	\$879	+ \$182
42"	4	47 lb	CLATBLCRCL4242	\$954	\$1,084	+ \$220
48"	4	59 lb	CLATBLCRCL4848	\$1,059	\$1,189	+ \$220

*List prices reflect standard 28" fixed height legs (option code 03).
For alternate height options, including adjustable height, see chart below.

1. Model Number Structure

example:

1. BASIC MODEL#	2. TOP FINISH	3. EDGE TYPE	4. EDGE FINISH	5. LEG HEIGHT
CLATBLSQ3636	L348	AB	E348	05
	6. LEG FINISH	7. TABLE OPTIONS	8. POWER MODULE	
	P431	CS	-	

2. Top Finish

Standard Laminate

Group 1 standard laminate

See izzy+ colors at www.surfaceworks.us/finishes

L610 Markerboard

See upcharge column above. note: edge color will default to black

Non-Standard Laminate

Call for a quote; extended lead times may apply

3. Edge Type

AB 2mm ABS edgeband

MZ1 Clara knife profile urethane edge

4. Edge Finish

see izzy+ colors at www.surfaceworks.us/finishes

5. Leg Height Options

03	28" fixed (std)	+ \$0
01	18" fixed	+ \$50
04	21" fixed	+ \$50
05	25" fixed	+ \$50
02	25" - 32" pin-set height adj	+ \$176
06	18" - 25" pin-set height adj	+ \$176

6. Leg Finish

P431 Metallic Silver (P06)

7. Table Options

GL	glides (std)	+ \$0
CS	casters (opt)	+ \$89

(casters not available on height adjustable legs)

8. Power Option

(not available with square & circle)

9. Table Accessories

Flat ganging brackets
Flexible ganging brackets
Wire management clips
Horizontal wire management trough

See Clara Options & Accessories pages for details, placement, model numbers & pricing

CLARA TABLE

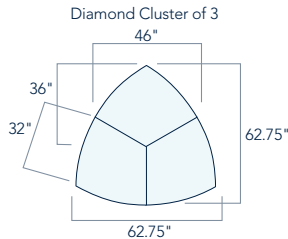
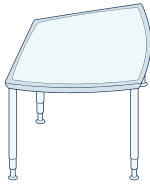
Pricing

DIAMOND, TEAM

EFFECTIVE MARCH 13, 2023:
add 18% to all list prices

EFFECTIVE OCT 3, 2022:
add 10% surcharge to all orders

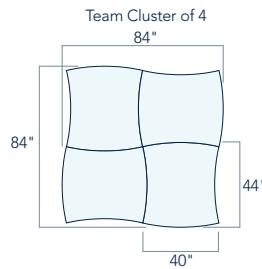
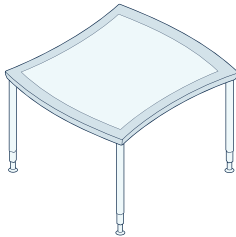
Diamond



DEPTH	WIDTH	O/A WIDTH	LEG QTY	STD WEIGHT	MODEL #	AB 2MM ABS EDGE BAND	MZ1 URETHANE EDGE	L610 MARKER-BOARD
36"	32"	46"	4	44 lb	CLATBLDMND2727	\$714	\$844	+ \$220

*List prices reflect standard 28" fixed height legs (option code 03).
For alternate height options, including adjustable height, see chart below.

Team



DEPTH	WIDTH	LEG QTY	STD WEIGHT	MODEL #	AB 2MM ABS EDGE BAND	MZ1 URETHANE EDGE	L610 MARKER-BOARD
40"	44"	4	77 lb	CLATBLTEAM4044	\$1,069	\$1,199	+ \$220

*List prices reflect standard 28" fixed height legs (option code 03).
For alternate height options, including adjustable height, see chart below.

1. Model Number Structure

example:

1. BASIC MODEL#	2. TOP FINISH	3. EDGE TYPE	4. EDGE FINISH	5. LEG HEIGHT
CLATBLSTRT2760	L182	AB	E182	05
6. LEG FINISH	7. TABLE OPTIONS	8. POWER MODULE		
P431	CS	-		

2. Top Finish

Standard Laminate

Group 1 standard laminate

See izzy+ colors at www.surfaceworks.us/finishes

L610 Markerboard

See upcharge column above. note: edge color will default to black

Non-Standard Laminate

Call for a quote; extended lead times may apply

3. Edge Type

AB 2mm ABS edgeband
MZ1 Clara knife profile urethane edge

4. Edge Finish

See izzy+ colors at www.surfaceworks.us/finishes

5. Leg Height Options

03	28" fixed (std)	+ \$0
01	18" fixed	+ \$50
04	21" fixed	+ \$50
05	25" fixed	+ \$50
02	25" - 32" pin-set height adj	+ \$176
06	18" - 25" pin-set height adj	+ \$176

6. Leg Finish

P431 Metallic Silver (P06)

7. Table Options

GL glides (std) + \$0
CS casters (opt) + \$89
(casters not available on height adjustable legs)

8. Power Option

(power not available with diamond or team shapes)

9. Table Accessories

Flat ganging brackets
Flexible ganging brackets
Wire management clips
Horizontal wire management trough

See Clara Options & Accessories pages for details, placement, model numbers & pricing

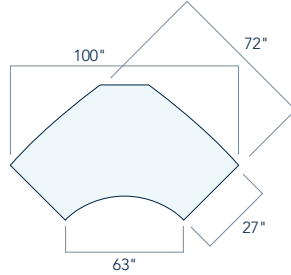
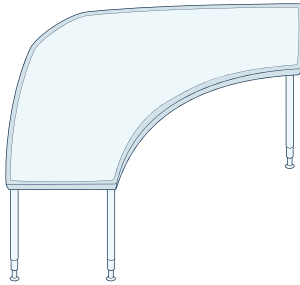
CLARA TABLE

Pricing

B.I.G. CORNER, LIL' CORNER

EFFECTIVE MARCH 13, 2023:
add 18% to all list prices
EFFECTIVE OCT 3, 2022:
add 10% surcharge to all orders

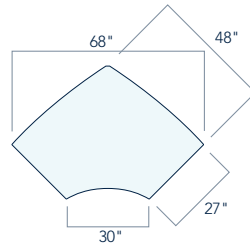
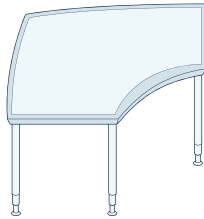
B.I.G. Corner



DEPTH	WIDTH	O/A WIDTH	LEG QTY	STD WEIGHT	MODEL #	AB 2MM ABS EDGE BAND	MZ1 URETHANE EDGE	L610 MARKER-BOARD
27"	72"	100"	6	125 lb	CLATBLCRNR27100	\$2,057	\$2,187	+ \$302

*List prices reflect standard 28" fixed height legs (option code 03).
For alternate height options, including adjustable height, see chart below.

lil' Corner



DEPTH	WIDTH	O/A WIDTH	LEG QTY	STD WEIGHT	MODEL #	AB 2MM ABS EDGE BAND	MZ1 URETHANE EDGE	L610 MARKER-BOARD
27"	48"	68"	5	90 lb	CLATBLCRNR2768	\$1,288	\$1,418	+ \$220

*List prices reflect standard 28" fixed height legs (option code 03).
For alternate height options, including adjustable height, see chart below.

1. Model Number Structure

example:

1. BASIC MODEL#	2. TOP FINISH	3. EDGE TYPE	4. EDGE FINISH	5. LEG HEIGHT
CLATBLCRNR27100	L188	MZ1	U349	06
6. LEG FINISH	7. TABLE OPTIONS	8. POWER MODULE		
P431	GM	FUP		

2. Top Finish

Standard Laminate

Group 1 standard laminate

See izzy+ colors at www.surfaceworks.us/finishes

L610 Markerboard

See upcharge column above. note: edge color will default to black

Non-Standard Laminate

Call for a quote; extended lead times may apply

3. Edge Type

AB 2mm ABS edgeband
MZ1 Clara knife profile urethane edge

4. Edge Finish

see izzy+ colors at www.surfaceworks.us/finishes

5. Leg Height Options

03	28" fixed (std)	+ \$0
01	18" fixed	+ \$50
04	21" fixed	+ \$50
05	25" fixed	+ \$50
02	25" - 32" pin-set height adj	+ \$176
06	18" - 25" pin-set height adj	+ \$176

6. Leg Finish

P431 Metallic Silver (P06)

7. Table Options

GL	glides (std)	+ \$0
CS	casters (opt)	+ \$89
(casters not available on height adjustable legs)		
GM	grommets (pair)	+ \$59

8. Power Option

FUP	Mho flip-up	+ \$524
-----	-------------	---------

9. Table Accessories

Flat ganging brackets
Flexible ganging brackets
Wire management clips
Horizontal wire management trough

See Clara Options & Accessories pages for details, placement, model numbers & pricing

CLARA TABLE

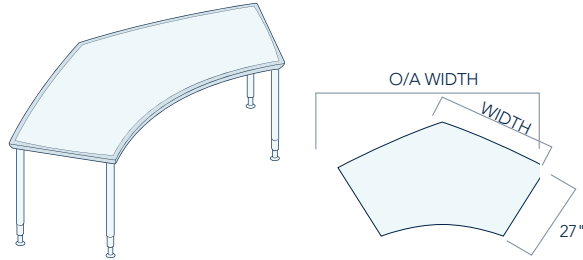
Pricing

120 DEGREE, ARC

EFFECTIVE MARCH 13, 2023:
add 18% to all list prices

EFFECTIVE OCT 3, 2022:
add 10% surcharge to all orders

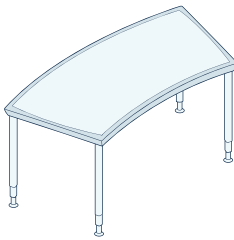
120 Degree



DEPTH	WIDTH	O/A WIDTH	LEG QTY	STD WEIGHT	MODEL #	AB 2MM ABS EDGE BAND	MZ1 URETHANE EDGE	L610 MARKER-BOARD
27"	35"	62"	5	90 lb	CLATBL120D2736	\$1,139	\$1,269	+ \$220
27"	45"	83"	5	125 lb	CLATBL120D2748	\$1,332	\$1,462	+ \$220

*List prices reflect standard 28" fixed height legs (option code 03).
For alternate height options, including adjustable height, see chart below.

Arc



DEPTH	WIDTH	LEG QTY	STD WEIGHT	MODEL NUMBER	AB 2MM ABS EDGE BAND	MZ1 URETHANE EDGE	L610 MARKER-BOARD
27"	48"	4	53 lb	CLATBLARC2748	\$817	\$947	+ \$182
27"	60"	4	69 lb	CLATBLARC2760	\$900	\$1,030	+ \$220

*List prices reflect standard 28" fixed height legs (option code 03).
For alternate height options, including adjustable height, see chart below.

1. Model Number Structure

example:

1. BASIC MODEL#	2. TOP FINISH	3. EDGE TYPE	4. EDGE FINISH	5. LEG HEIGHT
CLATBLSTR2760	L149	AB	A300	04
6. LEG FINISH	7. TABLE OPTIONS	8. POWER MODULE		
P431	GL	-		

2. Top Finish

Standard Laminate

Group 1 standard laminate

See izzy+ colors at www.surfaceworks.us/finishes

L610 Markerboard

See upcharge column above. note: edge color will default to black

Non-Standard Laminate

Call for a quote; extended lead times may apply

3. Edge Type

AB 2mm ABS edgeband

MZ1 Clara knife profile urethane edge

4. Edge Finish

See izzy+ colors at www.surfaceworks.us/finishes

5. Leg Height Options

03	28" fixed (std)	+ \$0
01	18" fixed	+ \$50
04	21" fixed	+ \$50
05	25" fixed	+ \$50
02	25" - 32" pin-set height adj	+ \$176
06	18" - 25" pin-set height adj	+ \$176

6. Leg Finish

P431 Metallic Silver (P06)

7. Table Options

GL	glides (std)	+ \$0
CS	casters (opt)	+ \$89
(casters not available on height adjustable legs)		
GM	grommets (pair)	+ \$59

8. Power Option

FUP	Mho flip-up	+ \$524
-----	-------------	---------

9. Table Accessories

Flat ganging brackets
Flexible ganging brackets
Wire management clips
Horizontal wire management trough

See Clara Options & Accessories pages for details, placement, model numbers & pricing

CLARA TABLE

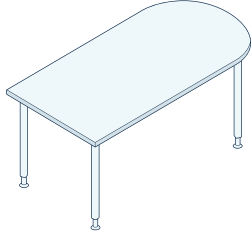
Pricing

D-TOP, TRAPEZOID, HALF-ROUND

EFFECTIVE MARCH 13, 2023:
add 18% to all list prices

EFFECTIVE OCT 3, 2022:
add 10% surcharge to all orders

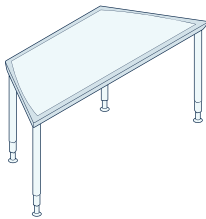
D-Top



DEPTH	WIDTH	LEG QUANTITY	STD WEIGHT	MODEL NUMBER	AB 2MM ABS EDGE BAND	MZ1 URETHANE EDGE	L610 MARKER-BOARD
30"	60"	4	61 lb	CLATBLDTP3060	\$1,010	n/a	+ \$220
30"	72"	4	72 lb	CLATBLDTP3072	\$1,139	n/a	+ \$220

*List prices reflect standard 28" fixed height legs (option code 03).
For alternate height options, including adjustable height, see chart below.

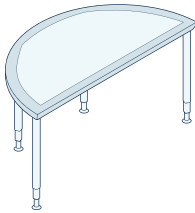
Trapezoid



DEPTH	WIDTH	LEG QUANTITY	STD WEIGHT	MODEL NUMBER	AB 2MM ABS EDGE BAND	MZ1 URETHANE EDGE	L610 MARKER-BOARD
24"	48"	4	29 lb	CLATBLTRAP2448	\$888	n/a	+ \$182
27"	60"	4	39 lb	CLATBLTRAP2760	\$1,105	\$1,235	+ \$220

*List prices reflect standard 28" fixed height legs (option code 03).
For alternate height options, including adjustable height, see chart below.

Half-Round



DEPTH	WIDTH	LEG QUANTITY	STD WEIGHT	MODEL NUMBER	AB 2MM ABS EDGE BAND	MZ1 URETHANE EDGE	L610 MARKER-BOARD
24"	48"	4	34 lb	CLATBLHFRD 2448	\$827	n/a	+ \$182
27"	53"	4	53 lb	CLATBLHFRD2753	\$863	\$993	+ \$182

*List prices reflect standard 28" fixed height legs (option code 03).
For alternate height options, including adjustable height, see chart below.

1. Model Number Structure

example:

1. BASIC MODEL#	2. TOP FINISH	3. EDGE TYPE	4. EDGE FINISH	5. LEG HEIGHT
CLATBLHFRD	LDM	U	U25	06
6. LEG FINISH	7. TABLE OPTIONS	8. POWER MODULE		
P431	GL, GM	FUP		

2. Top Finish

Standard Laminate

Group 1 standard laminate

See izzy+ colors at www.surfaceworks.us/finishes

L610 Markerboard

See upcharge column above. note: edge color will default to black

Non-Standard Laminate

Call for a quote; extended lead times may apply

3. Edge Type

AB 2mm ABS edgeband

MZ1 Clara knife profile urethane edge

4. Edge Finish

See izzy+ colors at www.surfaceworks.us/finishes

5. Leg Height Options

03	28" fixed (std)	+ \$0
01	18" fixed	+ \$50
04	21" fixed	+ \$50
05	25" fixed	+ \$50
02	25" - 32" pin-set height adj	+ \$176
06	18" - 25" pin-set height adj	+ \$176

6. Leg Finish

P431 Metallic Silver (P06)

7. Table Options

GL	glides (std)	+ \$0
CS	casters (opt)	+ \$89
(casters not available on height adjustable legs)		
GM	grommets (pair)	+ \$59

8. Power Option

FUP	Mho flip-up	+ \$524
-----	-------------	---------

9. Table Accessories

Flat ganging brackets
Flexible ganging brackets
Wire management clips
Horizontal wire management trough

See Clara Options & Accessories pages for details, placement, model numbers & pricing

CLARA OPTIONS & ACCESSORIES

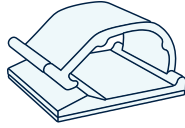
Specifications & Pricing

WIRE MANAGEMENT, GANGING BRACKETS

EFFECTIVE MARCH 13, 2023:
add 18% to all list prices

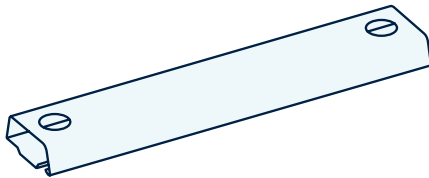
EFFECTIVE OCT 3, 2022:
add 10% surcharge to all orders

Wire Management Clips



PRODUCT DESCRIPTION	MODEL NUMBER	LIST PRICE
Wire Management Clips: Durable plastic clips manage power module cables underneath the worksurface. Clips backed with adhesive tape (5 per package, black only).	PWRWMCLIP	\$12

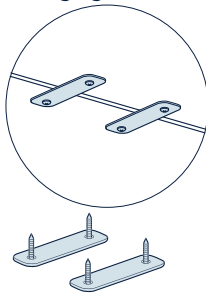
Horizontal Wire Management Trough



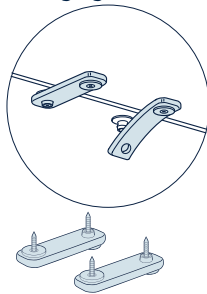
PRODUCT DESCRIPTION	TABLE DIMENSION	MODEL NUMBER	LIST PRICE
Horizontal Wire Management Trough: Extruded plastic trough carries power and data underneath worksurface. Ships in two sections to accommodate grommets and integrated power. The inside cross-sectional dimensions are 2.35"W by 1"D. Trough is fastened with adhesive tape, and allows screws to be inserted every 12" for additional hold. Available for all rectangular table widths.	34"-36"	RLNWM36 kit = one 14" trough	\$40
	48"-60"	RLNWM60 kit = two 14" troughs	\$80
	72"	RLNWM72 kit = two 26" troughs	\$80

Ganging Brackets

**Flat
Ganging Brackets**

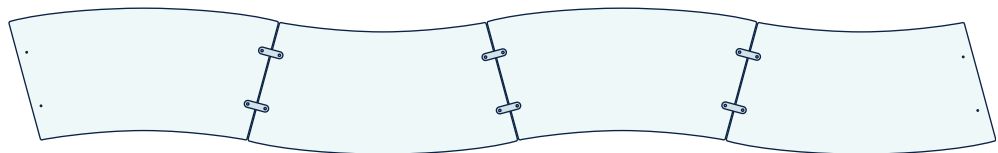


**Flexible
Ganging Brackets**



PRODUCT DESCRIPTION	PACKAGE QTY	MODEL NUMBER	LIST PRICE
Flat ganging brackets attach to underside of connecting tables that are stationary; tools required to detach. Predrilled pilot holes are located where tables with a common depth dimension can gang together. Black only.	2 brackets	PWRFLATG	\$54 (for 2)
Flexible ganging brackets attach to underside of connecting tables that may move around; No tools required to detach. Predrilled pilot holes are located where tables with a common depth dimension can gang together. Black only.	2 brackets	PWRFLEXG	\$54 (for 2)

All Clara tables (except circle) are predrilled for ganging. Two ganging brackets (flat or flexible) are required for each connection.



CLARA OPTIONS & ACCESSORIES

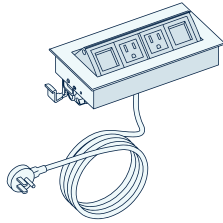
Specifications & Pricing

POWER MODULES, GROMMETS

EFFECTIVE MARCH 13, 2023:
add 18% to all list prices

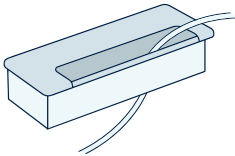
EFFECTIVE OCT 3, 2022:
add 10% surcharge to all orders

Mho Flip-Up Power Module



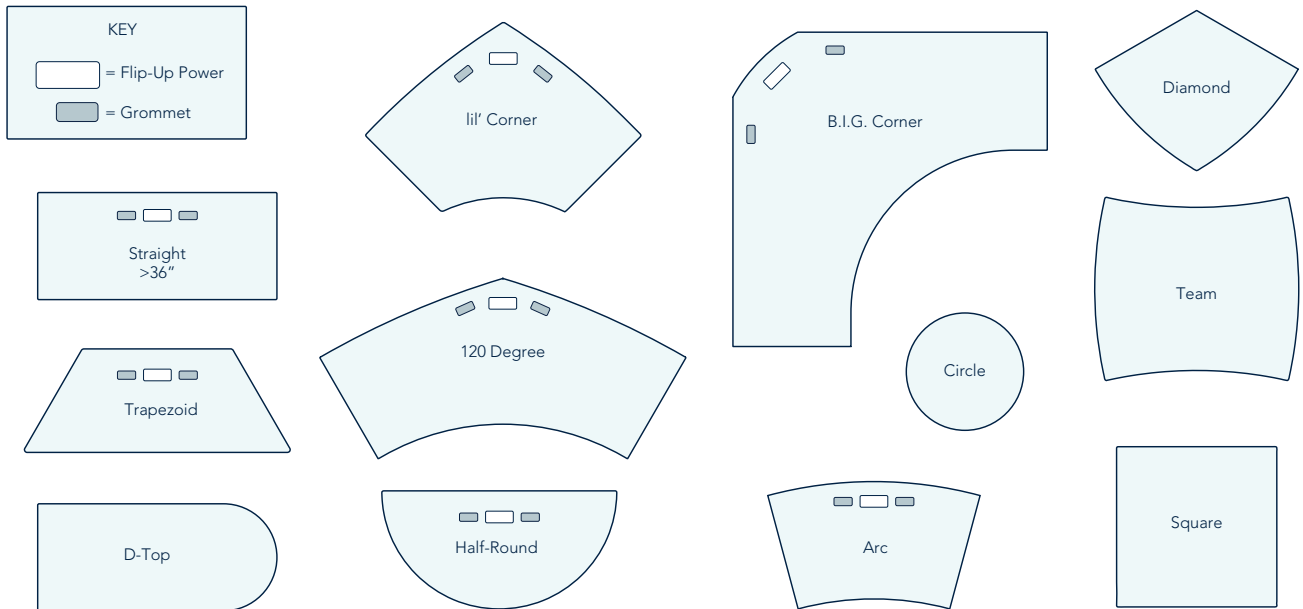
PRODUCT DESCRIPTION	OPTION CODE	LIST PRICE
Flip-Up Power Module (Mho): Bezel dimensions: 8-5/16"L x 4-7/16"W, 2 receptacles, 2 open; grey powdercoat bezel. Standard 15amp, 72"L cord. Cut out required. Flip-Up power not available on the following shapes: Team, Diamond, Circle, D-Top, and Square.	FUP	\$524
See chart below for placement.		

Grommets



PRODUCT DESCRIPTION	OPTION CODE	LIST PRICE
Rectangular Grommets: available as an option on tables longer than 36". Two black grommets (3.75" x 1.75") are installed as per drawings below. Not available with Straight tables measuring 36" or less, Team, Diamond, Circle, D-Top, or Square tables.	GM	\$59 (pair)
See chart below for placement.		

Flip-Up Power & Grommet Placement Chart



C
O
K
C
O
O
2
0
4

PENNY PERSONAL TABLE



C
O
K
C
0
0
2
0
4

PENNY PERSONAL TABLE

Specifications

STANDARDS, TOP & BASE CONSTRUCTION, EDGE, GLIDES & CASTERS, SHIPPING

EFFECTIVE MARCH 13, 2023:
add 18% to all list prices

EFFECTIVE OCT 3, 2022:
add 10% surcharge to all orders

Standards

Penny Table meets or exceeds applicable ANSI/BIFMA durability and safety standards and is SCS Indoor Advantage Gold certified.

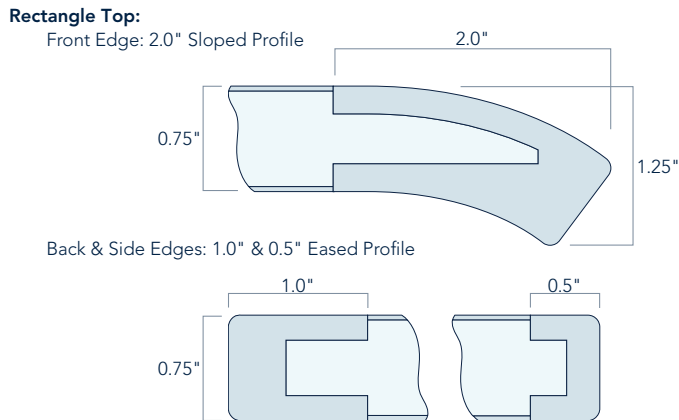
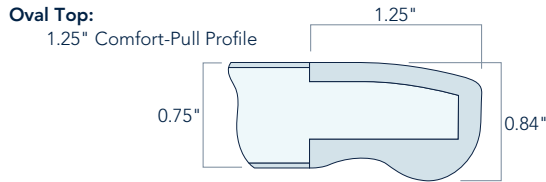
Top Construction

Penny Tops are 0.75" overall thickness, constructed with high-pressure laminate, particle board core, edged and backed with moisture-resistant coverings to form a completely sealed outside surface.

Base Construction

Penny Base consists of aluminum footer and vertical column. Model with height adjustable column available.

Top Edge

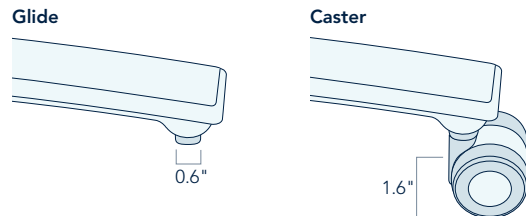


Urethane Edges are standard with all Penny tops.

Oval Top has a 1.25" comfort-pull profile around all sides.

Rectangle Top has a 2" sloped profile on the front edge, and 1.0" and 0.5" eased profile on back and side edges, respectively.

Glides & Casters



Glides & Casters: 0.6" dia x 0.25" h clear vinyl glides are standard. Optional 1.6" dia casters add approximately 1.75" to overall height.

Shipping

Penny Table ships assembled and individually cartoned.

PENNY PERSONAL TABLE

Pricing

FIXED & ADJUSTABLE HEIGHT

EFFECTIVE MARCH 13, 2023:
add 18% to all list prices

EFFECTIVE OCT 3, 2022:
add 10% surcharge to all orders

Fixed Height Rectangle



DEPTH	WIDTH	HEIGHT	BASIC MODEL	LIST PRICE
15"	20"	26"	T69F12FH	\$750

Adjustable Height Rectangle



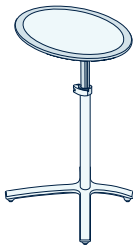
DEPTH	WIDTH	HEIGHT	BASIC MODEL	LIST PRICE
15"	20"	26"-36"	T69F12HA	\$809

Fixed Height Oval



DEPTH	WIDTH	HEIGHT	BASIC MODEL	LIST PRICE
15"	20"	26"	T69F14FH	\$750

Adjustable Height Oval



DEPTH	WIDTH	HEIGHT	BASIC MODEL	LIST PRICE
15"	20"	26"-36"	T69F14HA	\$809

1. Model Number Structure

Example:

1. BASIC MODEL#	2. TOP FINISH	3. EDGE FINISH	4. BASE FINISH	5. TABLE OPTIONS
T69F12FH	L219	U349	P431	CS

2. Top Finish

Standard Laminate

Group 1 standard laminate
See izzy+ colors at www.surfaceworks.us/finishes

Non-Standard Laminate: Call customer service for a quote; extended lead times may apply.

3. Edge Finish

Urethane

See izzy+ colors at www.surfaceworks.us/finishes

4. Base Finish

P431 Metallic Silver (P06)
P348 Designer White
P623 Dover White (P07)
P431 Alloy

5. Table Options

GL glides (std)
CS casters (opt)
(casters add 1.75" to overall height)

\$0
\$89

C
O
K
C
O
O
2
0
4

NEMO BAR



C
O
K
C
0
0
2
0
4

NEMO BAR

Specifications

STANDARDS, TOPS, BASES, EDGES, GLIDES, COAT HOOKS

EFFECTIVE MARCH 13, 2023:
add 18% to all list prices

EFFECTIVE OCT 3, 2022:
add 10% surcharge to all orders

Standards

Nemo Bar meets or exceeds applicable ANSI/BIFMA durability and safety standards and is SCS Indoor Advantage Gold certified.

Top Construction

Nemo Bar Tops are 1.2" overall thickness, constructed with high-pressure laminate, particle board core, edged and backed with moisture-resistant coverings to form a completely sealed outside surface.

Base Construction

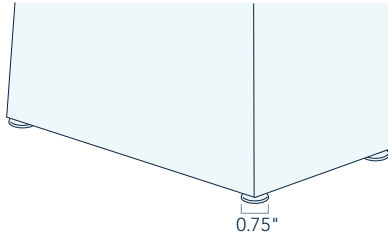
Nemo Bar Base is constructed with 14 gauge HRPO steel with powdercoat finish.

Top Edge



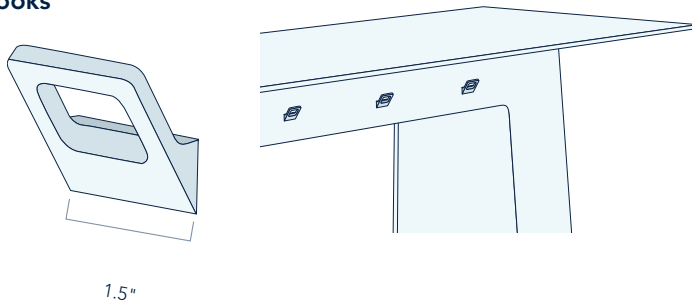
2mm ABS Edgeband (PVC-free) in knife profile is standard with all Nemo Bar Tops. Undercut is painted black.

Glides



Glides: 0.75" dia leveling glides for uneven floors. Casters are not available with Nemo Bar; this baby is too big to move around all the time.

Coat Hooks



Nemo Bar comes standard with 1.5" coat hooks; 3 per side on the 96" length, and 4 per side on the 120" and 144" lengths.

Nemo Bar Coat Hooks			
bar length:	96"	120"	144"
hook quantity:	3 per side, 6 total	4 per side, 8 total	4 per side, 8 total

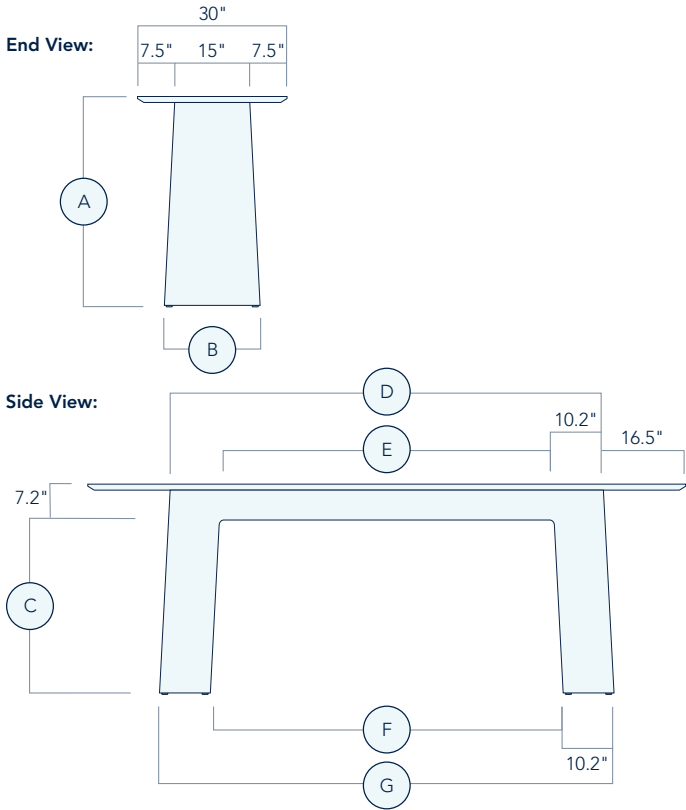
NEMO BAR
Specifications

DIMENSIONS, SEATING, POWER OPTIONS

EFFECTIVE MARCH 13, 2023:
add 18% to all list prices

EFFECTIVE OCT 3, 2022:
add 10% surcharge to all orders

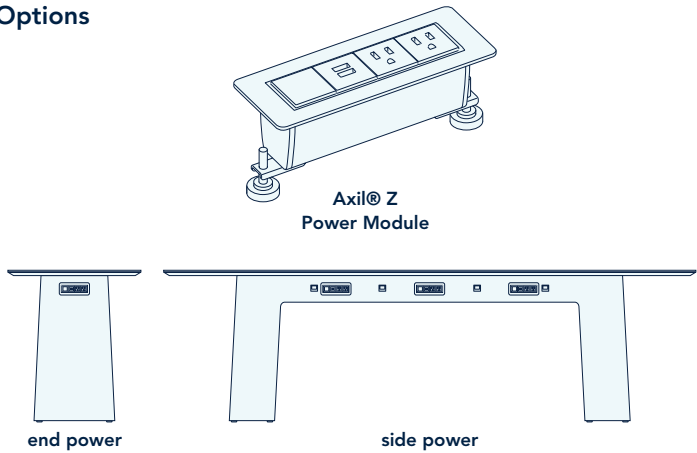
Dimensions, Seating &
Leg Clearance



Nemo Bar is 30" wide and available in 8', 10' and 12' lengths to seat 6, 8, and 10 people. Counter and standing heights available.

Nemo Bar Dimensions						
Height:	Counter Height			Standing Height		
A	34.2"			42.2"		
B	18.2"			19.2"		
C	27"			35"		
Length:	96"	120"	144"	96"	120"	144"
D	63"	87"	111"	63"	87"	111"
E	42.6"	66.6"	90.6"	42.6"	66.6"	90.6"
F	46"	70"	94"	46.8"	70.8"	94.8"
G	66.4"	90.4"	114.4"	67.2"	91.2"	115.2"
Seating:	6	8	10	6	8	10

Power Options



Nemo Bar is optionally equipped with **Axil® Z power modules** on the sides, ends, or both (see chart below). All power modules are interconnected, resulting in one 10' corded infeed. Each power module is configured with 2 power, 1 dual USB, and 1 open data window (other configurations are available, call for a quote). Hardwired power is also available. Power faceplates/bezels match base paint finish selection.

Nemo Bar Power Units			
bar length:	96"	120"	144"
side power:	2 per side, 4 total	3 per side, 6 total	3 per side, 6 total
end power:	1 per end, 2 total		

NEMO BAR

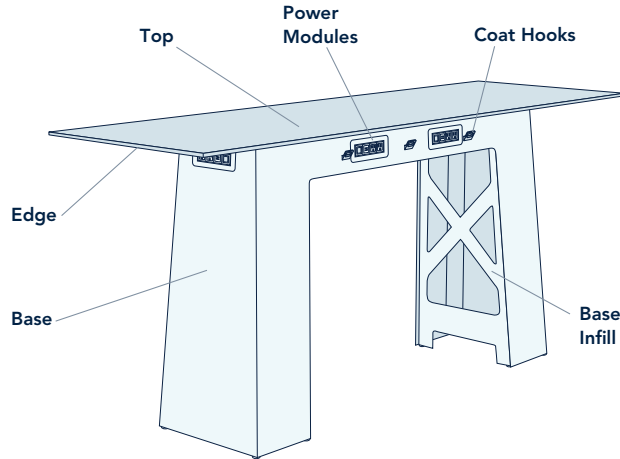
Specifications

FINISHES, INFILL OPTIONS, SHIPPING

EFFECTIVE MARCH 13, 2023:
add 18% to all list prices

EFFECTIVE OCT 3, 2022:
add 10% surcharge to all orders

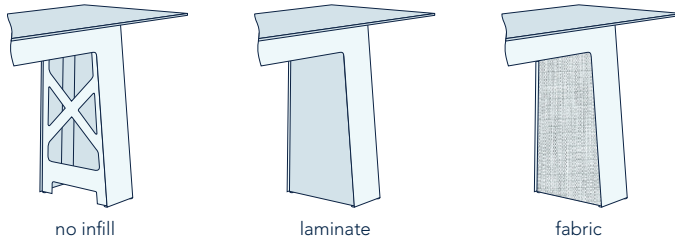
Finish Selection



Nemo Bar Finish Selection: There are four Nemo Bar components that require finish selections. Power module faceplates and coat hooks are the same finish as the base. See izzy+ colors at www.surfaceworks.us/finishes

Nemo Bar Finish Selection				
	Laminate	2mm ABS Edgeband	Metal Powdercoat	Fabric
Top	•			
Edge		•		
Base			•	
Base Infill	•		(no infill, same as base)	•
Coat Hooks			(same as base)	
Power Modules			(same as base)	

Base Infill Options



Base infill options include laminate, fabric or no infill.

Shipping & Assembly

Nemo Bar ships knocked down and requires assembly.

NEMO BAR

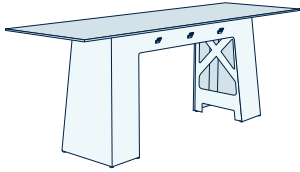
Pricing

COUNTER/STANDING HEIGHTS

EFFECTIVE MARCH 13, 2023:
add 18% to all list prices

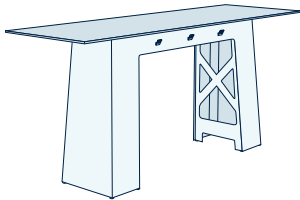
EFFECTIVE OCT 3, 2022:
add 10% surcharge to all orders

34" Counter Height



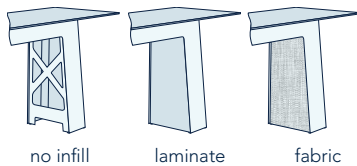
NEMO BAR 34" COUNTER HEIGHT											
DEPTH	LENGTH	HEIGHT	MODEL #	LIST PRICE	POWER OPTIONS						
					NO POWER	CORDED			HARDWIRED		
						SS SIDES ONLY	SE ENDS ONLY	SB SIDES & ENDS	CS SIDES ONLY	CE ENDS ONLY	CB SIDES & ENDS
30"	96"	34"	NEM3096CH	\$7,246	+ 0	+ 2987	+ 1751	+ 4429	+ 3090	+ 1854	+ 4532
30"	120"	34"	NEM30120CH	\$8,003	+ 0	+ 4429	+ 1751	+ 5871	+ 4532	+ 1854	+ 5974
30"	144"	34"	NEM30144CH	\$8,976	+ 0	+ 4429	+ 1751	+ 5871	+ 4532	+ 1854	+ 5974

42" Standing Height



NEMO BAR 42" STANDING HEIGHT											
DEPTH	LENGTH	HEIGHT	MODEL #	LIST PRICE	POWER OPTIONS						
					NO POWER	CORDED			HARDWIRED		
						SS SIDES ONLY	SE ENDS ONLY	SB SIDES & ENDS	CS SIDES ONLY	CE ENDS ONLY	CB SIDES & ENDS
30"	96"	42"	NEM3096BH	\$7,354	+ 0	+ 2987	+ 1751	+ 4429	+ 3090	+ 1854	+ 4532
30"	120"	42"	NEM30120BH	\$8,111	+ 0	+ 4429	+ 1751	+ 5871	+ 4532	+ 1854	+ 5974
30"	144"	42"	NEM30144BH	\$9,085	+ 0	+ 4429	+ 1751	+ 5871	+ 4532	+ 1854	+ 5974

Base Infill Options



NEMO BAR BASE INFILL OPTIONS						
HEIGHT	NO INFILL	LAMINATE	FABRIC			
			GRADE 1 /COM	GRADE 2	GRADE 3	COM FABRIC ALLOWANCE
34" COUNTER HEIGHT	+ 0	+ 721	+ 515	+ 567	+ 618	1.5 yards
42" STANDING HEIGHT	+ 0	+ 824	+ 567	+ 618	+ 670	1.5 yards

1. Model Number

EX: NEM3096CH

2. Top Finish

Standard Laminate

Group 1 standard laminate
see izzy+ colors at www.surfaceworks.us/finishes

Non-Standard Laminate

Call customer service for a quote;
extended lead times may appl

3. Edge Finish

2mm ABS Edgeband

See izzy+ colors at www.surfaceworks.us/finishes

4. Base Finish

P431 Metallic Silver (P06)
P623 Dover White (P07)
P348 Designer White
P300 Black (P10)
P411 Alloy (P11)

5. Base Infill

(see upcharge columns above)

No Infill: metal matches base selection

Laminate Infill: see step 2 for laminate selection

Fabric Infill

(see upcharge columns above)

grades 1, 2 & 3 or COM

See izzy+ fabric selection at
www.surfaceworks.us/finishes

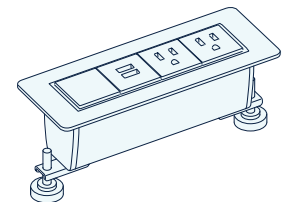
COM (customer's own material)

requirements: vertical grade, 66" standard roll width. fabric must be backed. fabric allowance is 1.5 yards per bar. if COM fabrics do not meet the noted requirements, the order will be processed as a custom request.

6. Power

Axil® Z power modules

(see upcharge columns above)
side power, end power or both
faceplate finish matches base
2 power/1 dual USB/1 open



C
O
K
C
O
O
2
0
4

NEMO TRELLIS



C
O
K
C
0
0
2
0
4

NEMO TRELLIS

Specifications

STANDARDS, FRAME CONSTRUCTION, GLIDES, CONFIGURATIONS

EFFECTIVE MARCH 13, 2023:
add 18% to all list prices

EFFECTIVE OCT 3, 2022:
add 10% surcharge to all orders

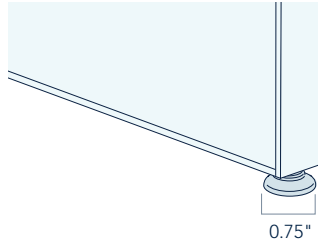
Standards

Nemo Trellis is SCS Indoor Advantage Gold™ certified.

Frame Construction

Nemo Trellis Frames are constructed with powder coated extruded aluminum.

Glides



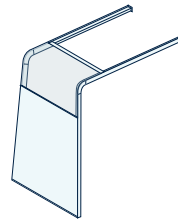
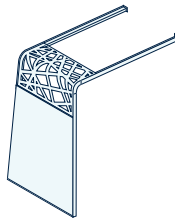
Glides: 0.75" dia leveling for uneven floors. Casters are not available with Nemo Trellis.

Configurations

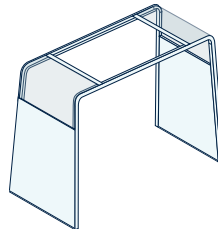
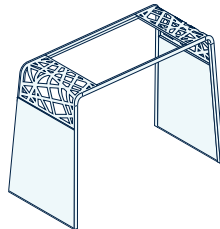
Lattice
Upper Panel

3Form Varia Ecoresin
Upper Panel

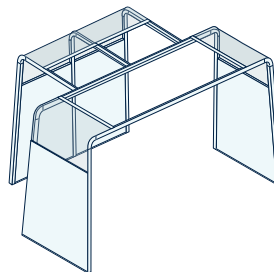
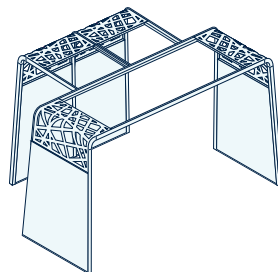
1-Sided
Wall Mounted



2-Sided
Free Standing



3-Sided
Free Standing



Nemo Trellis is available in 3 different configurations that offer flexibility to create spaces unique to your requirements.

C
O
K
C
0
0
2
0
4

NEMO TRELLIS

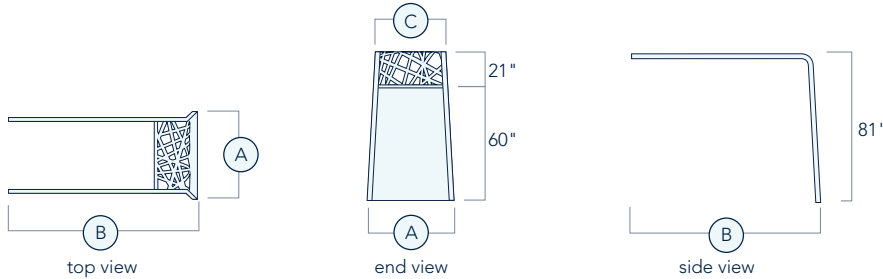
Specifications

DIMENSIONS

EFFECTIVE MARCH 13, 2023:
add 18% to all list prices

EFFECTIVE OCT 3, 2022:
add 10% surcharge to all orders

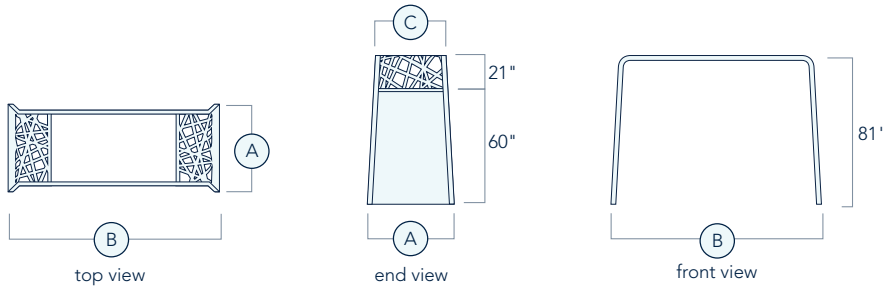
1-Sided, Wall Mounted Dimensions



1-Sided, Wall Mounted

Model#	A (depth)	B (width)	C
NEMWM4884	48"	84"	40"
NEMWM48108	48"	108"	40"
NEMWM6084	60"	84"	52"
NEMWM60108	60"	108"	52"

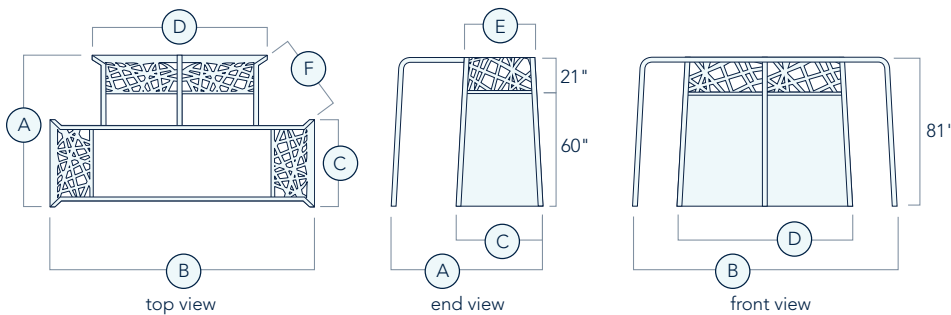
2-Sided, Freestanding Dimensions



2-Sided, Freestanding

Model#	A (depth)	B (width)	C
NEMFS48120	48"	120"	40"
NEMFS60120	60"	120"	52"

3-Sided, Freestanding Dimensions



3-Sided, Freestanding

Model#	A (depth)	B (width)	C	D	E	F
NEM3S48144	85"	144"	48"	96"	40"	41"
NEM3348168	85"	168"	48"	96"	40"	48"
NEM3S48192	85"	192"	48"	120"	40"	48"
NEM3S60144	96"	144"	60"	96"	52"	40"
NEM3360168	96"	168"	60"	96"	52"	48"
NEM3S60192	96"	192"	60"	120"	52"	47"

NEMO TRELLIS

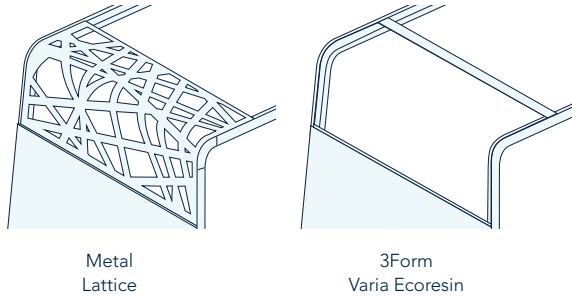
Specifications

MATERIAL & INFILL OPTIONS, FINISH SELECTION, SHIPPING

EFFECTIVE MARCH 13, 2023:
add 18% to all list prices

EFFECTIVE OCT 3, 2022:
add 10% surcharge to all orders

Upper Panel Material Options



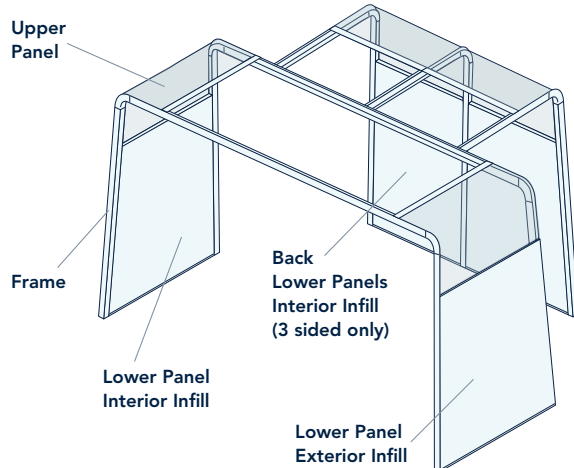
Upper Panel is available in either metal lattice (constructed with 14 gauge CRS) which is powder coated to match the frame, or 3Form Varia Ecoresin.

Lower Panel Infill Options



Lower Panel Infill options include laminate (std), L610 Markerboard, or fabric. Specify both interior and exterior infill (for 3-sided Trellis, also specify back interior panel infill).

Finish Selection



Nemo Bar Finish Selection: Depending on your configuration, there are up to five Nemo Trellis components that require finish selections. See izzy+ colors at www.surfaceworks.us/finishes

Nemo Trellis Finish Selection					
	Metal Powdercoat	3Form Varia Ecoresin	Laminate	L610 Markerboard	Fabric
Frame	•				
Upper Panel	• (lattice, same as frame)	•			
Lower Panel Interior Infill			•	•	•
Lower Panel Exterior Infill			•	•	•
Back Lower Panels Interior Infill (3-sided only)			•	•	•

Shipping & Assembly

Nemo Trellis ships knocked down and requires assembly.

NEMO TRELLIS

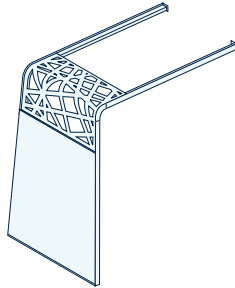
Pricing

METAL LATTICE UPPER, 1-SIDED

EFFECTIVE MARCH 13, 2023:
add 18% to all list prices

EFFECTIVE OCT 3, 2022:
add 10% surcharge to all orders

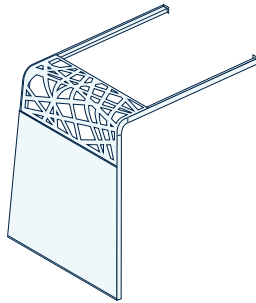
Metal Lattice Upper 1-Sided Wall-Mounted 48" Depth



PANEL DEPTH	WIDTH (FROM WALL)	HEIGHT	MODEL #	LIST PRICE
48"	84"	81"	NEMWM4884LAT	\$7,010
48"	108"	81"	NEMWM48108LAT	\$7,118

48" LOWER PANEL INFILL OPTIONS (SELECT INTERIOR & EXTERIOR INFILLS)						
	LAMINATE (STD)	L610 MARKER-BOARD	FABRIC GRADE 1 /COM	FABRIC GRADE 2	FABRIC GRADE 3	COM FABRIC ALLOWANCE
INTERIOR:	+0	167	814	968	1,277	2 yds
EXTERIOR:	+0	167	814	968	1,277	2 yds

Metal Lattice Upper 1-Sided Wall-Mounted 60" Depth



PANEL DEPTH	WIDTH (FROM WALL)	HEIGHT	MODEL #	LIST PRICE
60"	84"	81"	NEMWM6084LAT	\$7,567
60"	108"	81"	NEMWM60108LAT	\$7,675

60" LOWER PANEL INFILL OPTIONS (SELECT INTERIOR & EXTERIOR INFILLS)						
	LAMINATE (STD)	L610 MARKER-BOARD	FABRIC GRADE 1 /COM	FABRIC GRADE 2	FABRIC GRADE 3	COM FABRIC ALLOWANCE
INTERIOR:	+0	+182	+814	+968	+1,277	2 yds
EXTERIOR:	+0	+182	+814	+968	+1,277	2 yds

1. Model Number EX: NEMWM4884LAT

2. Frame & Lattice Finish

P431 Metallic Silver (P06)
P623 Dover White (P07)
P348 Designer White
P300 Black (P10)
P411 Alloy (P11)

3. Lower Panel Infill (select 2 infills as per above charts)

Standard laminate Infill

Group 1 standard laminate
See izzy+ colors at www.surfaceworks.us/finishes

Non-Standard laminate Infill

Call customer service for a quote;
extended lead times may apply

L610 Markerboard Infill

(see upcharge columns above)

Fabric Infill

(see upcharge columns above)
grades 1, 2 & 3 or COM
See izzy+ fabric selection at
www.surfaceworks.us/finishes

COM (customer's own material) requirements: vertical grade, 66" standard roll width. Fabric must be backed. see above charts for fabric allowance per configuration. if COM fabrics do not meet the noted requirements, the order will be processed as a custom request.

NEMO TRELLIS

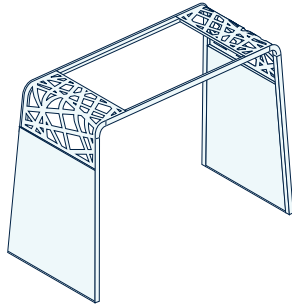
Pricing

METAL LATTICE UPPER, 2-SIDED

EFFECTIVE MARCH 13, 2023:
add 18% to all list prices

EFFECTIVE OCT 3, 2022:
add 10% surcharge to all orders

Metal Lattice Upper 2-Sided Freestanding 48" Depth

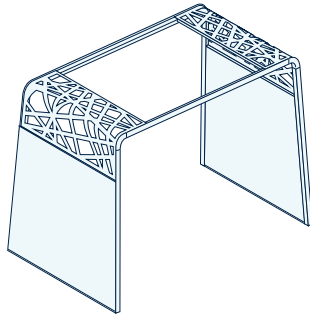


DEPTH	WIDTH	HEIGHT	MODEL #	LIST PRICE
48"	120"	81"	NEMFS48120LAT	\$11,393

48" LOWER PANEL INFILL OPTIONS (SELECT INTERIOR & EXTERIOR INFILLS)*						
	LAMINATE (STD)	L610 MARKER-BOARD	FABRIC GRADE 1 /COM	FABRIC GRADE 2	FABRIC GRADE 3	COM FABRIC ALLOWANCE
INTERIOR L & R PANELS*:	+0	+334	+1,628	+1,936	+2,554	4 yds
EXTERIOR L & R PANELS*:	+0	+334	+1,628	+1,936	+2,554	4 yds

*infill pricing includes both L & R panels

Metal Lattice Upper 2-Sided Freestanding 60" Depth



DEPTH	WIDTH	HEIGHT	MODEL #	LIST PRICE
60"	120"	81"	NEMFS60120LAT	\$12,582

60" LOWER PANEL INFILL OPTIONS (SELECT INTERIOR & EXTERIOR INFILLS)						
	LAMINATE (STD)	L610 MARKER-BOARD	FABRIC GRADE 1 /COM	FABRIC GRADE 2	FABRIC GRADE 3	COM FABRIC ALLOWANCE
INTERIOR L & R PANELS*:	+0	+364	+1,628	+1,936	+2,554	4 yds
EXTERIOR L & R PANELS*:	+0	+364	+1,628	+1,936	+2,554	4 yds

*infill pricing includes both L & R panels

1. Model Number EX: NEMFS60120LAT

2. Frame & Lattice Finish

P431 Metallic Silver (P06)
P623 Dover White (P07)
P348 Designer White
P300 Black (P10)
P411 Alloy (P11)

3. Lower Panel Infill

select 2 infills as per above charts

Standard laminate Infill

Group 1 standard laminate
See izzy+ colors at www.surfaceworks.us/finishes

Non-Standard laminate Infill

Call customer service for a quote;
extended lead times may apply

L610 Markerboard Infill

(see upcharge columns above)

Fabric Infill

(see upcharge columns above)
grades 1, 2 & 3 or COM
See izzy+ fabric selection at
www.surfaceworks.us/finishes

COM (customer's own material) requirements: vertical grade, 66" standard roll width. fabric must be backed. see above charts for fabric allowance per configuration. if COM fabrics do not meet the noted requirements, the order will be processed as a custom request.

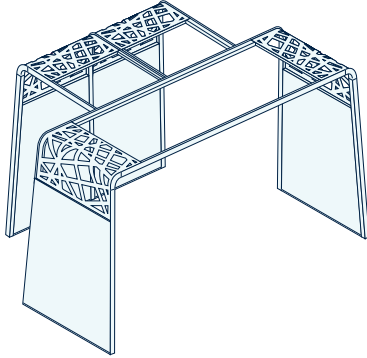
NEMO TRELLIS

Pricing

METAL LATTICE UPPER, 3-SIDED

EFFECTIVE MARCH 13, 2023:
add 18% to all list prices
EFFECTIVE OCT 3, 2022:
add 10% surcharge to all orders

Metal Lattice Upper 3-Sided Freestanding 85" Depth



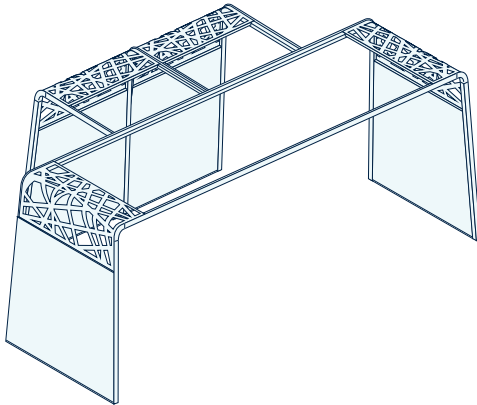
OVERALL DEPTH	OVERALL WIDTH	HEIGHT	L & R PANEL WIDTH	BACK PANEL WIDTH	MODEL #	LIST PRICE
85"	144"	81"	48"	96"	NEM3S48144LAT	\$29,041
85"	168"	81"	48"	96"	NEM3S48168LAT	\$29,149
85"	192"	81"	48"	120"	NEM3S48192LAT	\$29,970

48" LOWER PANEL INFILL OPTIONS (3 SELECTIONS)

	LAMINATE (STD)	L610 MARKER-BOARD	FABRIC GRADE 1 /COM	FABRIC GRADE 2	FABRIC GRADE 3	COM FABRIC ALLOWANCE
INTERIOR L & R PANELS*:	+0	+334	+1,628	+1,936	+2,554	4 yds
INTERIOR BACK PANEL:	+0	+364	+1,628	+1,936	+2,554	4 yds
EXTERIOR ALL PANELS:	+0	+698	+3,256	+3,872	+5108	8 yds

*pricing includes both L & R panels

Metal Lattice Upper 3-Sided Freestanding 96" Depth



OVERALL DEPTH	OVERALL WIDTH	HEIGHT	L & R PANEL WIDTH	BACK PANEL WIDTH	MODEL #	LIST PRICE
96"	144"	81"	60"	96"	NEM3S60144LAT	\$30,348
96"	168"	81"	60"	96"	NEM3S60168LAT	\$30,513
96"	192"	81"	60"	120"	NEM3S60192LAT	\$31,165

60" LOWER PANEL INFILL OPTIONS (3 SELECTIONS)

	LAMINATE (STD)	L610 MARKER-BOARD	FABRIC GRADE 1 /COM	FABRIC GRADE 2	FABRIC GRADE 3	COM FABRIC ALLOWANCE
INTERIOR L & R PANELS*:	+0	+364	+1,628	+1,936	+2,554	4 yds
INTERIOR BACK PANEL:	+0	+364	+1,628	+1,936	+2,554	4 yds
EXTERIOR ALL PANELS:	+0	+728	+3,256	+3,872	+5108	8 yds

*pricing includes both L & R panels

1. Model Number EX: NEM3S60144LAT

2. Frame & Lattice Finish

P431 Metallic Silver (P06)
P623 Dover White (P07)
P348 Designer White
P300 Black (P10)
P411 Alloy (P11)

3. Lower Panel Infill

select 3 infills as per above charts

Standard laminate Infill

Group 1 standard laminate
See izzy+ colors at www.surfaceworks.us/finishes

Non-Standard laminate Infill

Call customer service for a quote;
extended lead times may apply

L610 Markerboard Infill

(see upcharge columns above)

Fabric Infill

(see upcharge columns above)
grades 1, 2 & 3 or COM
See izzy+ fabric selection at
www.surfaceworks.us/finishes

COM (customer's own material) requirements: vertical grade, 66" standard roll width. fabric must be backed. see above charts for fabric allowance per configuration. if COM fabrics do not meet the noted requirements, the order will be processed as a custom request.

NEMO TRELLIS

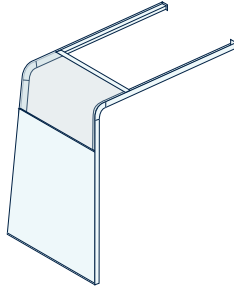
Pricing

3FORM VARIA ECORESIN UPPER, 1-SIDED

EFFECTIVE MARCH 13, 2023:
add 18% to all list prices

EFFECTIVE OCT 3, 2022:
add 10% surcharge to all orders

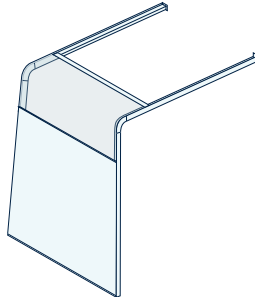
3Form Varia Ecoresin Upper 1-Sided Wall-Mounted 48" Depth



PANEL DEPTH	WIDTH (FROM WALL)	HEIGHT	MODEL #	LIST PRICE
48"	84"	81"	NEMWM48843F	\$11,877
48"	108"	81"	NEMWM481083F	\$11,985

48" LOWER PANEL INFILL OPTIONS (SELECT INTERIOR & EXTERIOR INFILLS)						
	LAMINATE (STD)	L610 MARKER-BOARD	FABRIC GRADE 1 /COM	FABRIC GRADE 2	FABRIC GRADE 3	COM FABRIC ALLOWANCE
INTERIOR PANEL:	+0	+167	+814	+968	+1277	2 yds
EXTERIOR PANEL:	+0	+167	+814	+968	+1277	2 yds

3Form Varia Ecoresin Upper 1-Sided Wall-Mounted 60" Depth



NEMO TRELLIS, 3FORM VARIA ECORESIN UPPER 1-SIDED WALL-MOUNTED, 60" DEPTH				
PANEL DEPTH	WIDTH (FROM WALL)	HEIGHT	MODEL #	LIST PRICE
60"	84"	81"	NEMWM60843F	\$12,941
60"	108"	81"	NEMWM601083F	\$13,049

60" LOWER PANEL INFILL OPTIONS (SELECT INTERIOR & EXTERIOR INFILLS)						
	LAMINATE (STD)	L610 MARKER-BOARD	FABRIC GRADE 1 /COM	FABRIC GRADE 2	FABRIC GRADE 3	COM FABRIC ALLOWANCE
INTERIOR PANEL:	+0	+182	+814	+968	+1277	2 yds
EXTERIOR PANEL:	+0	+182	+814	+968	+1277	2 yds

1. Model Number EX: NEMWM601083F

2. Frame Finish

P431 Metallic Silver (P06)
P623 Dover White (P07)
P348 Designer White
P300 Black (P10)
P411 Alloy (P11)

3. Upper Panel Finish 3Form Varia Ecoresin

See izzy+ colors at www.surfaceworks.us/finishes

4. Lower Panel Infill

select 2 infills as per above charts

Standard laminate Infill

Group 1 standard laminate

See izzy+ colors at www.surfaceworks.us/finishes

Non-Standard laminate Infill

Call customer service for a quote;
extended lead times may apply

L610 Markerboard Infill

(see upcharge columns above)

Fabric Infill

(see upcharge columns above)

grades 1, 2 & 3 or COM

See izzy+ fabric selection at

www.surfaceworks.us/finishes

COM (customer's own material) requirements: vertical grade, 66" standard roll width. fabric must be backed. see above charts for fabric allowance per configuration. if COM fabrics do not meet the noted requirements, the order will be processed as a custom request.

NEMO TRELLIS

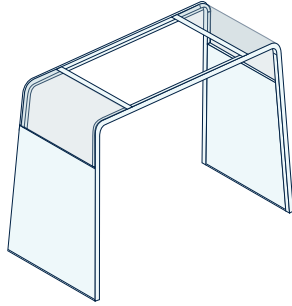
Pricing

3FORM VARIA ECORESIN UPPER, 2-SIDED

EFFECTIVE MARCH 13, 2023:
add 18% to all list prices

EFFECTIVE OCT 3, 2022:
add 10% surcharge to all orders

3Form Varia Ecoresin Upper 2-Sided Freestanding 48" Depth

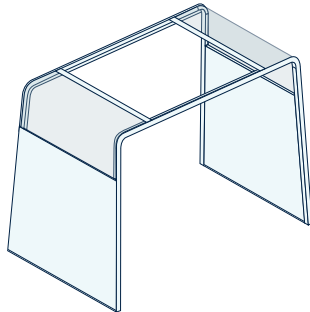


DEPTH	WIDTH	HEIGHT	MODEL #	LIST PRICE
48"	120"	81"	NEMFS481203F	\$17,883

48" LOWER PANEL INFILL OPTIONS (SELECT INTERIOR & EXTERIOR INFILLS)						
	LAMINATE (STD)	L610 MARKER- BOARD	FABRIC GRADE 1 /COM	FABRIC GRADE 2	FABRIC GRADE 3	COM FABRIC ALLOWANCE
INTERIOR L & R PANELS*:	+0	+334	+1,628	+1,936	+2,554	4 yds
EXTERIOR L & R PANELS*:	+0	+334	+1,628	+1,936	+2,554	4 yds

*infill pricing includes both L & R panels

3Form Varia Ecoresin Upper 2-Sided Freestanding 60" Depth



DEPTH	WIDTH	HEIGHT	MODEL #	LIST PRICE
60"	120"	81"	NEMFS601203F	\$19,747

60" LOWER ANEL INFILL OPTIONS (SELECT INTERIOR & EXTERIOR INFILLS)						
	LAMINATE (STD)	L610 MARKER- BOARD	FABRIC GRADE 1 /COM	FABRIC GRADE 2	FABRIC GRADE 3	COM FABRIC ALLOWANCE
INTERIOR L & R PANELS*:	+0	+364	+1,628	+1,936	+2,554	4 yds
EXTERIOR L & R PANELS*:	+0	+364	+1,628	+1,936	+2,554	4 yds

*infill pricing includes both L & R panels

1. Model Number EX: NEMFS481203F

2. Frame Finish

P431 Metallic Silver (P06)
P623 Dover White (P07)
P348 Designer White
P300 Black (P10)
P411 Alloy (P11)

3. Upper Panel Finish 3Form Varia Ecoresin

See izzy+ colors at www.surfaceworks.us/finishes

4. Lower Panel Infill

select 2 infills as per above charts

Standard laminate Infill

Group 1 standard laminate

See izzy+ colors at www.surfaceworks.us/finishes

Non-Standard laminate Infill

Call customer service for a quote;
extended lead times may apply

L610 Markerboard Infill

(see upcharge columns above)

Fabric Infill

(see upcharge columns above)

grades 1, 2 & 3 or COM

See izzy+ fabric selection at

www.surfaceworks.us/finishes

COM (customer's own material) requirements: vertical grade, 66" standard roll width. fabric must be backed. see above charts for fabric allowance per configuration. if COM fabrics do not meet the noted requirements, the order will be processed as a custom request.

NEMO TRELLIS

Pricing

3FORM VARIA ECORESIN UPPER, 3-SIDED

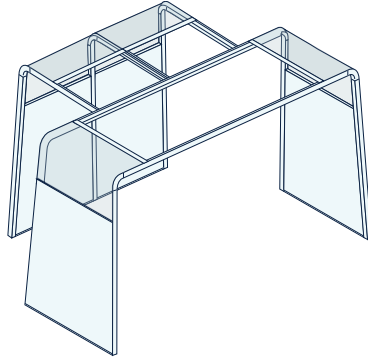
EFFECTIVE MARCH 13, 2023:
add 18% to all list prices

EFFECTIVE OCT 3, 2022:
add 10% surcharge to all orders

3Form Varia Ecoresin Upper

3-Sided Freestanding

85" Depth



OVERALL DEPTH	OVERALL WIDTH	HEIGHT	L & R PANEL WIDTH	BACK PANEL WIDTH	MODEL #	LIST PRICE
85"	144"	81"	48"	96"	NEM3S481443F	\$42,020
85"	168"	81"	48"	96"	NEM3S481683F	\$42,128
85"	192"	81"	48"	120"	NEM3S481923F	\$43,625

48" LOWER PANEL INFILL OPTIONS (3 SELECTIONS)

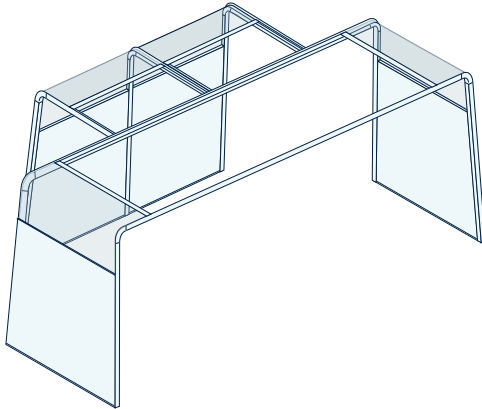
	LAMINATE (STD)	L610 MARKER-BOARD	FABRIC GRADE 1 /COM	FABRIC GRADE 2	FABRIC GRADE 3	COM FABRIC ALLOWANCE
INTERIOR L & R PANELS*:	+0	+334	+1,628	+1,936	+2,554	4 yds
INTERIOR BACK PANEL:	+0	+364	+1,628	+1,936	+2,554	4 yds
EXTERIOR ALL PANELS:	+0	+698	+3,256	+3,872	+5108	8 yds

*pricing includes both L & R panels

3Form Varia Ecoresin Upper

3-Sided Freestanding

96" Depth



OVERALL DEPTH	OVERALL WIDTH	HEIGHT	L & R PANEL WIDTH	BACK PANEL WIDTH	MODEL #	LIST PRICE
96"	144"	81"	60"	96"	NEM3S601443F	\$44,003
96"	168"	81"	60"	96"	NEM3S601683F	\$44,168
96"	192"	81"	60"	120"	NEM3S601923F	\$45,495

60" LOWER PANEL INFILL OPTIONS (3 SELECTIONS)

	LAMINATE (STD)	L610 MARKER-BOARD	FABRIC GRADE 1 /COM	FABRIC GRADE 2	FABRIC GRADE 3	COM FABRIC ALLOWANCE
INTERIOR L & R PANELS*:	+0	+364	+1,628	+1,936	+2,554	4 yds
INTERIOR BACK PANEL:	+0	+364	+1,628	+1,936	+2,554	4 yds
EXTERIOR ALL PANELS:	+0	+728	+3,256	+3,872	+5108	8 yds

*pricing includes both L & R panels

1. Model Number EX: NEM3S481443F

2. Frame Finish

P431 Metallic Silver (P06)
P623 Dover White (P07)
P348 Designer White
P300 Black (P10)
P411 Alloy (P11)

3. Upper Panel Finish 3Form Varia Ecoresin

See izzy+ colors at www.surfaceworks.us/finishes

4. Lower Panel Infill

select 3 infills as per above charts

Standard laminate Infill

Group 1 standard laminate

See izzy+ colors at www.surfaceworks.us/finishes

Non-Standard laminate Infill

Call customer service for a quote;
extended lead times may apply

L610 Markerboard Infill

(see upcharge columns above)

Fabric Infill

(see upcharge columns above)
grades 1, 2 & 3 or COM

See izzy+ fabric selection at
www.surfaceworks.us/finishes

COM (customer's own material) requirements: vertical grade, 66" standard roll width. fabric must be backed. see above charts for fabric allowance per configuration. if COM fabrics do not meet the noted requirements, the order will be processed as a custom request.

C
O
K
C
O
O
2
0
4

C
O
K
C
O
O
2
0
4

DEWEY COLLECTION



C
O
K
C
0
0
2
0
4

DEWEY COLLECTION

Overview

EFFECTIVE MARCH 13, 2023:
add 18% to all list prices

EFFECTIVE OCT 3, 2022:
add 10% surcharge to all orders



Dewey inspires better approaches to teaching and learning, wherever they take place. Sure, learning happens in classrooms. It also happens in offices, homes and in-between spaces. Four key factors in learning dynamics are constantly shifting and interacting: students, technology, space, and pedagogy. Dewey leverages great design to create as much synergy as possible among them.

Dewey was designed to earn top marks in four critical areas:

Flexibility: Today's varied teaching and learning styles call for furniture that can quickly and easily shift into different configurations, whether the focus is on the instructor, on student collaboration, or on a distance learning screen.

Durability: To withstand the rigors of frequent rearranging and constant use, Dewey was designed with long-lasting materials and components, from cast and extruded aluminum bases to urethane edges.

Technology Supporting: Products are designed to support changing technology for long-term relevancy.

Timeless Design: Furniture this flexible, durable, and technology-friendly calls for a clean design that will continue looking relevant throughout its long life.

DEWEY COLLECTION

Statement of Line

EFFECTIVE MARCH 13, 2023:
add 18% to all list prices

EFFECTIVE OCT 3, 2022:
add 10% surcharge to all orders

Training Table



Training Table: rectangular fixed or flip-top, multiple fixed-heights, pin and crank-height adjustable with C-legs or T-Legs.

6-Top Collaborative Table



6-Top Collaborative Table: exclusive 6-Top shape with C-legs, available in multiple heights.

X-Base Companion Table



X-Base Companion Table: round and square with X-base available in multiple heights.

Lectern & Buddy Helpdesk



Lectern & Buddy: mobile, height-adjustable lectern with or without storage; rack unit storage and vent/fan available. storage and space definer

Helpdesk: seated-height or standing-height versions, with fixed-height, pin-height, crank-height or electric-height adjustment options. Multiple pre-configured storage options with optional technology rack.

Connection Cart Technology Cart



Connection Cart & Technology Cart: highly mobile half or full-length markerboard and tackable surfaces; technology-supporting carts with storage cabinet.

Media Cabinet Bookshelf



Media Cabinet: high-capacity storage with locks keeps items stored, secure, and out of the way.

Bookshelf: free-standing or wall-mounted storage and space definer

C
O
K
C
O
O
2
0
4

DEWEY TRAINING TABLE



C
O
K
C
0
0
2
0
4

DEWEY TRAINING TABLE

Specifications

STANDARDS, TOPS, SIZES, EDGE OPTIONS

EFFECTIVE MARCH 13, 2023:
add 18% to all list prices

EFFECTIVE OCT 3, 2022:
add 10% surcharge to all orders

Standards

Meets or exceeds applicable ANSI/BIFMA durability and safety standards and is SCS Indoor Advantage Gold certified

Top Construction

Dewey Training Table Tops are 1.2" overall thickness, constructed with high-pressure laminate, 1.125" particle board core, edged and backed with moisture-resistant coverings to form a completely sealed outside surface. 60"L and above tables have steel support channel to promote level worksurface. Training Tables are available in rectangular shape only. Grain direction runs length of table top.

Size Options

20x36	24x36	27x36	
20x48	24x48	27x48	
		27x54	
20x60	24x60	27x60	30x60
20x66	24x66	27x66	30x66
20x72	24x72	27x72	30x72
20x84	24x84	27x84	30x84


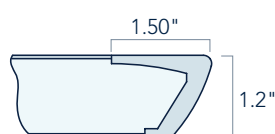
Dewey Training Tables are available in rectangles ranging from 20x36" to 30x84" in size.

Edge Options

Model: AB
2mm ABS Edgeband



Model: MZ3
Clara Knife Profile Urethane Edge



Plan View

ABS edgeband: Model AB 2mm thick ABS edgeband available with all Training Tables.

Urethane Edge: Model MZ3 Clara knife profile urethane edge available with most Training Tables.

DEWEY TRAINING TABLE

Specifications

LEG CONSTRUCTION, LEG TYPES

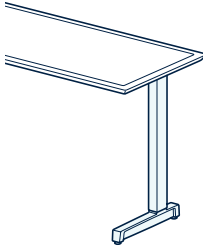
EFFECTIVE MARCH 13, 2023:
add 18% to all list prices

EFFECTIVE OCT 3, 2022:
add 10% surcharge to all orders

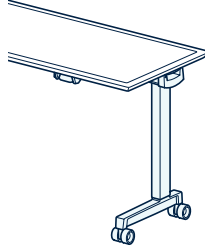
Leg Construction

Dewey Training Table legs are extruded aluminum with a cast aluminum foot.

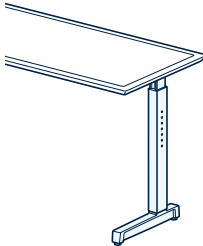
C-Legs



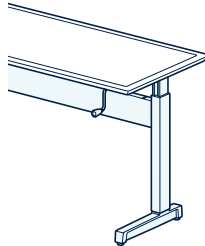
C-Leg: fixed



C-Leg: flip-top



C-Leg: pin-height adjustable



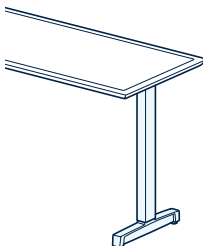
C-Leg: crank-height adjustable

C-Legs are available for Training Tables in four fixed heights, manual pin-height adjustable, crank-height adjustable or flip-top. The 20" and 24" deep tables have an 18" foot, and the 27"D tables have a 24" foot. The crank-height option is not available on the 20"D or the 30"D C-Leg tables. The 30" deep table bases have a 24"D foot. For crank-height adjustable tables, 12 crank revolutions yield 1" of height adjustment.

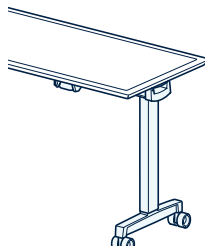
C-Leg Heights	Standard Height	Optional Heights
Fixed	29"	18", 21" & 25"
Flip-Top	29"	n/a
Crank-Height Adj.	27"-37"	n/a
Manual Pin-Height Adj.	27"-33"	18"-24"*

* casters not available with 18"-24" pin-height range

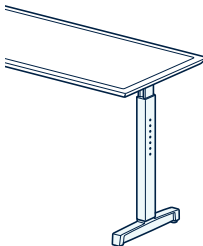
T-Legs



T-Leg: fixed



T-Leg: flip-top



T-Leg: pin-height adjustable

T-Legs are available for training tables in four fixed heights, manual pin-height adjustable or flip-top. The 20" and 24" deep tables have an 18" foot, and the 27"D and 30"D table bases have a 24" foot.

T-Leg Heights	Standard Height	Optional Heights
Fixed	29"	18", 21" & 25"
Flip-Top	29"	n/a
Manual Pin-Height Adj.	27"-33"	18"-24"*

* casters not available with 18"-24" pin-height range

DEWEY TRAINING TABLE

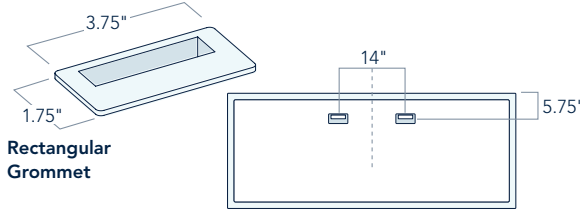
Specifications

GROMMETS, POWER MODULES, GLIDES & CASTERS

EFFECTIVE MARCH 13, 2023:
add 18% to all list prices

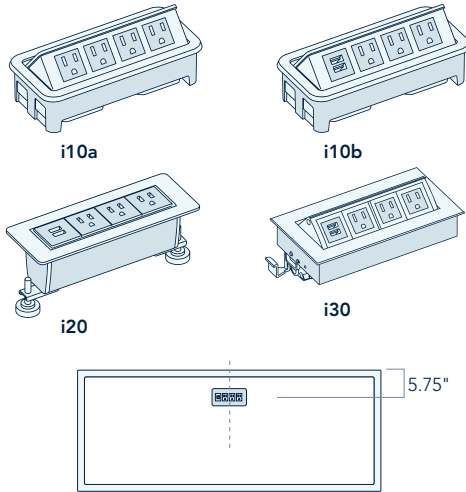
EFFECTIVE OCT 3, 2022:
add 10% surcharge to all orders

Grommets



Grommets are available as an option on Training Tables longer than 36". Two black rectangular grommets (3.75"L x 1.75"D) are installed at rear-left and right, 14" apart on center. Each Grommet includes a liner and cover.

Power Modules



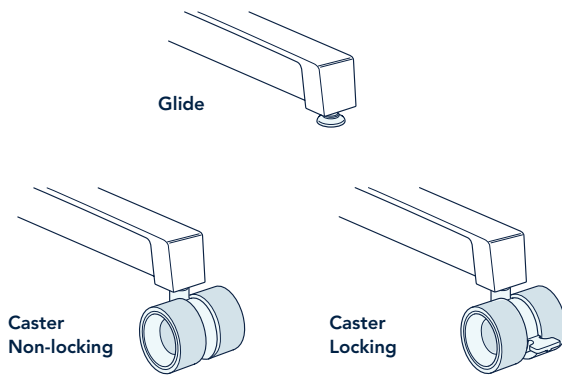
Power Modules are available as an option with all Training Tables and are centered at 5.75" from the back edge of the table top.

Available Power Modules include the following:

- i10 Nacre:** i10a: 4 receptacles
i10b: 3 receptacles, 1 dual USB-charging (2amp)
- i20 Axil Z:** 3 receptacles, 1 dual USB-charging (2amp)
- i30 Mho:** 3 receptacles, 1 dual USB-charging (2amp)

Please see Table Power section for details, configuration options and pricing.

Glides & Casters



Glides: 0.75" leveling for uneven floors. Standard on all training tables except optional for Flip-Top.

Casters: Optional on all Training Tables, except standard for Flip-Top and not available with 18"-24" manual pin-height adjustable. 2.4" dia dual wheel; each model contains two locking and two non-locking. Two-tone caster: charcoal with cool-grey interior.

Glides/Casters Availability T-Leg & C-Leg	Table Height	Glides	Casters
Fixed Height	18"	standard	optional
	21"	standard	optional
	25"	standard	optional
	29"	standard	optional
Flip-Top	29"	optional	standard
Manual Pin-Height Adjustable	18"-24"	standard	n/a
	27"-33"	standard	optional
Crank-Height Adjustable	27"-37"	standard	optional

DEWEY TRAINING TABLE

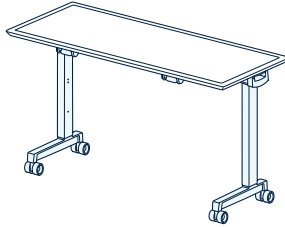
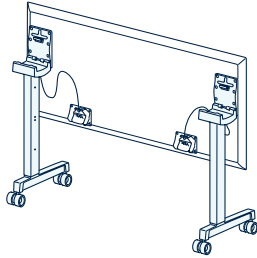
Specifications

FLIP-TOP

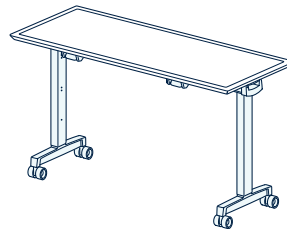
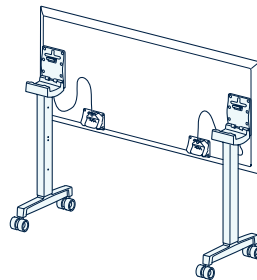
EFFECTIVE MARCH 13, 2023:
add 18% to all list prices

EFFECTIVE OCT 3, 2022:
add 10% surcharge to all orders

C-Leg Flip-Top

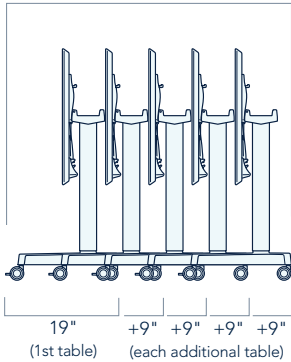


T-Leg Flip-Top

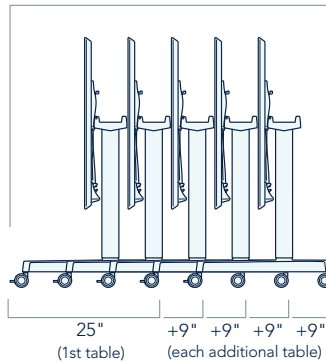


Nesting Depth

55" total depth
(5 nested 20" or 24" depth tables)

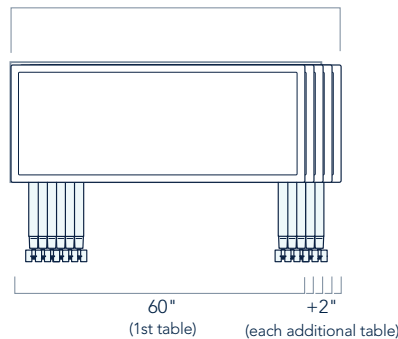


61" total depth
(5 nested 27" or 30" depth tables)



Nesting Width

70" total width
(5 nested 60" L tables)



Dewey Flip-Top Training Tables are available in C-Leg and T-Leg versions.

Dual flip-top mechanism offers intuitive design and safety feature; table flips down.

Flip-top tables are nested in a staggered manner adding 2" to the overall width of the table length for each nested table.

The 20" and 24" deep flip-top tables measure approximately 20" deep, the 27" deep flip-top tables measure approximately 25" deep when in the flipped position (including casters). Each additional nested table adds approximately 9" to the overall depth of all nested tables

Flip-Top Nesting Depth	Flipped Position Table Depth	Each Additional Table Depth
20" D & 24" D	19"	9"
27" D & 30" D	25"	

DEWEY TRAINING TABLE

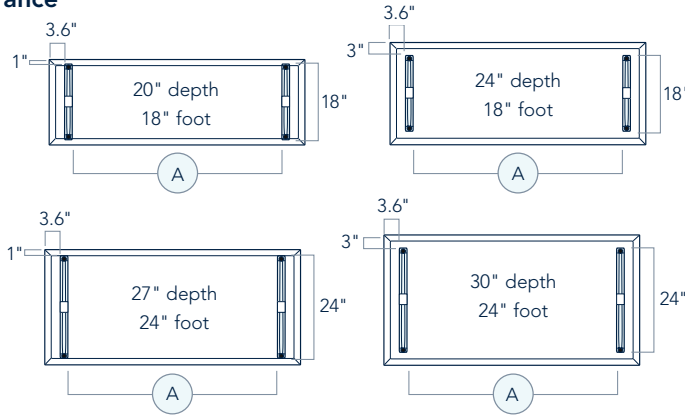
Specifications

LEG DIMENSIONS, HEIGHT ADJUSTMENT, FINISH SELECTION, SHIPPING

EFFECTIVE MARCH 13, 2023:
add 18% to all list prices

EFFECTIVE OCT 3, 2022:
add 10% surcharge to all orders

Leg Dimensions and Clearance

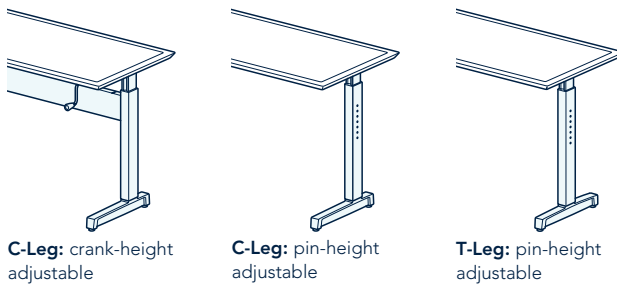


Dewey Training Table legs are positioned 3.6" from the edge, with clearance between legs measuring 11" less than the table length. 24" & 24" depth tables have 18" feet; 27" & 30" depth tables have 24" feet.

Table Length:		36"	48"	54"	60"	66"	72"	84"
Leg Clearance	A	25"	37"	43"	49"	55"	61"	73"

Table Depth:	20"	24"	27"	30"
Foot Size	18"		24"	

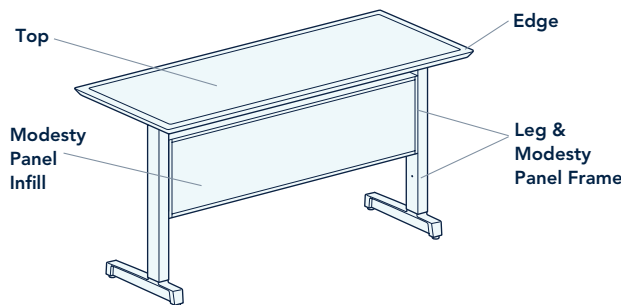
Height Adjustment



Training Tables are available in **Crank-Height adjustable** in C-Leg and **Manual Pin-Height Adjustable** in C or T-Legs. Crank-Height is not available on the 20"D or the 30"D C-Leg tables. Casters are available on all height adjustable tables except 18" - 24" pin-height adjustable. For crank-height adjustable tables, 12 crank revolutions yield 1" of height adjustment.

Adjustable Height Ranges	C-Leg	T-Leg
Crank-Height Adj.	27"-37"	n/a
Manual Pin-Height Adj.	27"-33"	27"-33"
	18"-24"*	18"-24"

Finish Selection



Training Table Finish Selection: Depending on the configuration, there are up to four Training Table components that require finish selections. Accessories and power option finishes are selected separately.

See izzy+ colors at www.surfaceworks.us/finishes

Training Table Finish Selection	Laminate	Frosted Acrylic (white)	Urethane	2mm ABS Edgeband	Metal
Top	•				
Edge			•	•	
Leg & Modesty Panel Frame					•
Modesty Panel Infill	•	•			•

Shipping & Assembly

Training Tables are shipped knocked down. Legs are shipped assembled. Table tops are pre-drilled for easy assembly to legs. Specifying lower height table legs, reduces overall weight by up to two pounds per table.

DEWEY T-LEG TRAINING TABLE

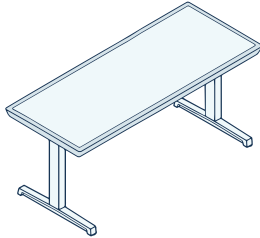
Pricing

FIXED HEIGHT

EFFECTIVE MARCH 13, 2023:
add 18% to all list prices

EFFECTIVE OCT 3, 2022:
add 10% surcharge to all orders

Rectangular Fixed Height



DEPTH	LENGTH	STD HEIGHT *	WEIGHT	MODEL #	AB 2MM ABS EDGEBAND	MZ3 URETHANE EDGE	L610 MARKER- BOARD **
20"	36"	29"	40 lb	RLNTR2036TB	\$720	\$850	+ \$182
20"	48"	29"	49 lb	RLNTR2048TB	\$779	\$909	+ \$182
20"	60"	29"	58 lb	RLNTR2060TB	\$893	\$1,023	+ \$220
20"	66"	29"	63 lb	RLNTR2066TB	\$900	n/a	+ \$220
20"	72"	29"	67 lb	RLNTR2072TB	\$908	\$1,038	+ \$220
20"	84"	29"	76 lb	RLNTR2084TB	\$925	n/a	+ \$220
24"	36"	29"	46 lb	RLNTR2436TB	\$750	\$880	+ \$182
24"	48"	29"	55 lb	RLNTR2448TB	\$810	\$940	+ \$182
24"	60"	29"	64 lb	RLNTR2460TB	\$928	\$1,058	+ \$220
24"	66"	29"	69 lb	RLNTR2466TB	\$938	n/a	+ \$220
24"	72"	29"	73 lb	RLNTR2472TB	\$945	\$1,075	+ \$220
24"	84"	29"	82 lb	RLNTR2484TB	\$953	n/a	+ \$220
27"	36"	29"	52 lb	RLNTR2736TB	\$779	\$909	+ \$182
27"	48"	29"	61 lb	RLNTR2748TB	\$842	\$972	+ \$182
27"	54"	29"	66 lb	RLNTR2754TB	\$899	\$1,029	+ \$182
27"	60"	29"	70 lb	RLNTR2760TB	\$909	\$1,039	+ \$220
27"	66"	29"	75 lb	RLNTR2766TB	\$960	n/a	+ \$220
27"	72"	29"	79 lb	RLNTR2772TB	\$983	\$1,113	+ \$220
27"	84"	29"	88 lb	RLNTR2784TB	\$1,019	n/a	+ \$220
30"	60"	29"	76 lb	RLNTR3060TB	\$978	\$1,108	+ \$220
30"	66"	29"	81 lb	RLNTR3066TB	\$992	n/a	+ \$220
30"	72"	29"	85 lb	RLNTR3072TB	\$1,040	\$1,170	+ \$220
30"	84"	29"	94 lb	RLNTR3084TB	\$1,052	n/a	+ \$220

* List prices reflect tables with standard 29" table height. See below for optional heights.

** When selecting markerboard, edge color will default to A300/U300 Black.

1. Model Number

EX: RLNTR3072TB

2. Top Finish

Standard Laminate

Group 1 standard laminate
See izzy+ colors at www.surfaceworks.us/finishes

L610 Markerboard

See upcharge column above

Non-Standard Laminate

Call customer service for a quote;
extended lead times may apply.

3. Edge Profile/Finish

AB 2mm ABS edgeband

MZ3 Clara knife profile urethane edge

See izzy+ colors at www.surfaceworks.us/finishes

4. Leg Finish

P431 Metallic Silver (P06) (std)	+ \$0
P623 Dover White (P07)	+ \$86
P348 Designer White	+ \$86
P300 Black (P10)	+ \$86
P411 Alloy (P11)	+ \$86

5. Height Options

04 29" (std)	+ \$0
01 18"	+ \$50
02 21"	+ \$50
03 25"	+ \$50

6. Table Options

GL glides (std)	+ \$0
CS casters (opt)	+ \$89
GM grommets (pair)	+ \$59

(available on tables >36")

7. Table Accessories

flexible ganging bracket (pair)	\$54
flat ganging bracket (pair)	\$54

See Table Options & Accessories section
for all available accessories

8. Power Options

i10 Nacre flip-up	
i20 Axil Z flush-mount	
i30 Mho flip-up	

See Table Power section for power
configuration options and pricing

DEWEY T-LEG TRAINING TABLE

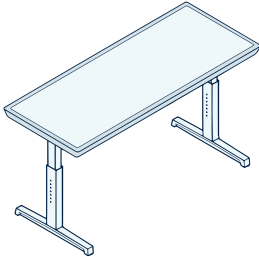
Pricing


PIN-HEIGHT ADJUSTABLE

EFFECTIVE MARCH 13, 2023:
add 18% to all list prices
EFFECTIVE OCT 3, 2022:
add 10% surcharge to all orders

Rectangular

Pin-Height Adjustable



DEPTH	LENGTH	STD HEIGHT RANGE *	WEIGHT	MODEL #	 AB 2MM ABS EDGE BAND	 M23 URETHANE EDGE	L610 MARKER- BOARD **
20"	36"	27-33"	42 lb	RLNTR2036TP	\$954	\$1,084	+ \$182
20"	48"	27-33"	51 lb	RLNTR2048TP	\$1,013	\$1,143	+ \$182
20"	60"	27-33"	60 lb	RLNTR2060TP	\$1,127	\$1,257	+ \$220
20"	66"	27-33"	65 lb	RLNTR2066TP	\$1,134	n/a	+ \$220
20"	72"	27-33"	69 lb	RLNTR2072TP	\$1,143	\$1,273	+ \$220
20"	84"	27-33"	78 lb	RLNTR2084TP	\$1,160	n/a	+ \$220
24"	36"	27-33"	48 lb	RLNTR2436TP	\$985	\$1,115	+ \$182
24"	48"	27-33"	57 lb	RLNTR2448TP	\$1,046	\$1,176	+ \$182
24"	60"	27-33"	66 lb	RLNTR2460TP	\$1,163	\$1,293	+ \$220
24"	66"	27-33"	71 lb	RLNTR2466TP	\$1,172	n/a	+ \$220
24"	72"	27-33"	75 lb	RLNTR2472TP	\$1,180	\$1,310	+ \$220
24"	84"	27-33"	84 lb	RLNTR2484TP	\$1,189	n/a	+ \$220
27"	36"	27-33"	54 lb	RLNTR2736TP	\$1,014	\$1,144	+ \$182
27"	48"	27-33"	63 lb	RLNTR2748TP	\$1,076	\$1,206	+ \$182
27"	54"	27-33"	68 lb	RLNTR2754TP	\$1,133	\$1,263	+ \$182
27"	60"	27-33"	72 lb	RLNTR2760TP	\$1,145	\$1,275	+ \$220
27"	66"	27-33"	77 lb	RLNTR2766TP	\$1,194	n/a	+ \$220
27"	72"	27-33"	81 lb	RLNTR2772TP	\$1,217	\$1,347	+ \$220
27"	84"	27-33"	90 lb	RLNTR2784TP	\$1,254	n/a	+ \$220
30"	60"	27-33"	78 lb	RLNTR3060TP	\$1,213	\$1,343	+ \$220
30"	66"	27-33"	83 lb	RLNTR3066TP	\$1,227	n/a	+ \$220
30"	72"	27-33"	87 lb	RLNTR3072TP	\$1,275	\$1,405	+ \$220
30"	84"	27-33"	96 lb	RLNTR3084TP	\$1,286	n/a	+ \$220

* List prices reflect tables with standard 27"-33" height range. See below for optional height ranges.
** When selecting markerboard, edge color will default to E37 black/U06 black bear

1. Model Number

EX: RLNTR2466TP

2. Top Finish

Standard Laminate

Group 1 standard laminate
See izzy+ colors at www.surfaceworks.us/finishes

L610 Markerboard

See upcharge column above

Non-Standard Laminate

Call customer service for a quote;
extended lead times may apply.

3. Edge Profile/Finish

AB 2mm ABS edgeband

M23 Clara knife profile urethane edge

See izzy+ colors at www.surfaceworks.us/finishes

4. Leg Finish

P431 Metallic Silver (P06) (std) + \$0
P623 Dover White (P07) + \$86
P348 Designer White + \$86
P300 Black (P10) + \$86
P411 Alloy (P11) + \$86

5. Height Options

05 27"-33" (std) + \$0
06 18"-24" + \$50

6. Table Options

GL glides (std) + \$0
CS casters (opt) + \$89
not available with
18"-24" height range
GM grommets (pair) + \$59
(available on tables >36")

8. Power Options

i10 Nacre flip-up
i20 Axil Z flush-mount
i30 Mho flip-up
See Table Power section for power
configuration options and pricing

9. Table Accessories

flexible ganging bracket (pair) \$54
flat ganging bracket (pair) \$54
See Dewey Table Options & Accessories
section for all available accessories

DEWEY T-LEG TRAINING TABLE

Pricing

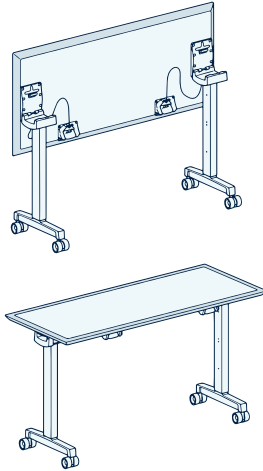
FLIP-TOP

EFFECTIVE MARCH 13, 2023:
add 18% to all list prices

EFFECTIVE OCT 3, 2022:
add 10% surcharge to all orders

Rectangular

Flip-Top



DEPTH	LENGTH	HEIGHT *	WEIGHT	MODEL #	AB 2MM ABS EDGEBAND	MZ3 URETHANE EDGE	L610 MARKER- BOARD **
20"	36"	29"	40 lb	RLNTR2036TF	\$1,162	\$1,292	+ \$182
20"	48"	29"	49 lb	RLNTR2048TF	\$1,219	\$1,349	+ \$182
20"	60"	29"	58 lb	RLNTR2060TF	\$1,332	\$1,462	+ \$220
20"	66"	29"	63 lb	RLNTR2066TF	\$1,342	n/a	+ \$220
20"	72"	29"	67 lb	RLNTR2072TF	\$1,351	\$1,481	+ \$220
20"	84"	29"	76 lb	RLNTR2084TF	\$1,367	n/a	+ \$220
24"	36"	29"	46 lb	RLNTR2436TF	\$1,191	\$1,321	+ \$182
24"	48"	29"	55 lb	RLNTR2448TF	\$1,250	\$1,380	+ \$182
24"	60"	29"	64 lb	RLNTR2460TF	\$1,368	\$1,498	+ \$220
24"	66"	29"	69 lb	RLNTR2466TF	\$1,380	n/a	+ \$220
24"	72"	29"	73 lb	RLNTR2472TF	\$1,388	\$1,518	+ \$220
24"	84"	29"	82 lb	RLNTR2484TF	\$1,396	n/a	+ \$220
27"	36"	29"	52 lb	RLNTR2736TF	\$1,220	\$1,350	+ \$182
27"	48"	29"	61 lb	RLNTR2748TF	\$1,284	\$1,414	+ \$182
27"	54"	29"	66 lb	RLNTR2754TF	\$1,341	\$1,471	+ \$182
27"	60"	29"	70 lb	RLNTR2760TF	\$1,353	\$1,483	+ \$220
27"	66"	29"	75 lb	RLNTR2766TF	\$1,402	n/a	+ \$220
27"	72"	29"	79 lb	RLNTR2772TF	\$1,422	\$1,552	+ \$220
27"	84"	29"	88 lb	RLNTR2784TF	\$1,461	n/a	+ \$220
30"	60"	29"	76 lb	RLNTR3060TF	\$1,420	\$1,550	+ \$220
30"	66"	29"	81 lb	RLNTR3066TF	\$1,435	n/a	+ \$220
30"	72"	29"	85 lb	RLNTR3072TF	\$1,489	\$1,619	+ \$220
30"	84"	29"	94 lb	RLNTR3084TF	\$1,494	n/a	+ \$220

* Flip-top tables are available in 29" seated height only.

** When selecting markerboard, edge color will default to A300/U300 Black.

1. Model Number

EX: RLNTR3072CF

2. Top Finish

Standard Laminate

Group 1 standard laminate

See izzy+ colors at www.surfaceworks.us/finishes

L610 Markerboard

See upcharge column above

Non-Standard Laminate

Call customer service for a quote;
extended lead times may apply.

3. Edge Profile/Finish

AB 2mm ABS edgeband

MZ3 Clara knife profile urethane edge

See izzy+ colors at www.surfaceworks.us/finishes

4. Leg Finish

P431 Metallic Silver (P06) (std) + \$0

P623 Dover White (P07) + \$86

P348 Designer White + \$86

P300 Black (P10) + \$86

P411 Alloy (P11) + \$86

5. Table Options

CS casters (std) + \$0

GL glides (opt) + \$0

GM grommets (pair) + \$59

(available on tables >36")

6. Power Options

i10 Nacre flip-up

i20 Axil Z flush-mount

i30 Mho flip-up

See Table Power section for power
configuration options and pricing

7. Table Accessories

Flexible Ganging Bracket (pair) \$54

Flat Ganging Bracket (pair) \$54

See Table Options & Accessories section
for all available accessories

DEWEY C-LEG TRAINING TABLE

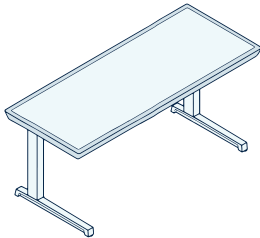
Pricing

FIXED HEIGHT

EFFECTIVE MARCH 13, 2023:
add 18% to all list prices

EFFECTIVE OCT 3, 2022:
add 10% surcharge to all orders

Rectangular Fixed Height



DEPTH	LENGTH	STD HEIGHT *	WEIGHT	MODEL #	AB 2MM ABS EDGEBAND	MZ3 URETHANE EDGE	L610 MARKER- BOARD **
20"	36"	29"	40 lb	RLNTR2036CB	\$756	\$886	+ \$182
20"	48"	29"	49 lb	RLNTR2048CB	\$818	\$948	+ \$182
20"	60"	29"	58 lb	RLNTR2060CB	\$936	\$1,066	+ \$220
20"	66"	29"	63 lb	RLNTR2066CB	\$943	n/a	+ \$220
20"	72"	29"	67 lb	RLNTR2072CB	\$953	\$1,083	+ \$220
20"	84"	29"	76 lb	RLNTR2084CB	\$968	n/a	+ \$220
24"	36"	29"	46 lb	RLNTR2436CB	\$789	\$919	+ \$182
24"	48"	29"	55 lb	RLNTR2448CB	\$851	\$981	+ \$182
24"	60"	29"	64 lb	RLNTR2460CB	\$974	\$1,104	+ \$220
24"	66"	29"	69 lb	RLNTR2466CB	\$980	n/a	+ \$220
24"	72"	29"	73 lb	RLNTR2472CB	\$991	\$1,121	+ \$220
24"	84"	29"	82 lb	RLNTR2484CB	\$996	n/a	+ \$220
27"	36"	29"	52 lb	RLNTR2736CB	\$819	\$949	+ \$182
27"	48"	29"	61 lb	RLNTR2748CB	\$884	\$1,014	+ \$182
27"	54"	29"	66 lb	RLNTR2754CB	\$942	\$1,072	+ \$182
27"	60"	29"	70 lb	RLNTR2760CB	\$954	\$1,084	+ \$220
27"	66"	29"	75 lb	RLNTR2766CB	\$1,002	n/a	+ \$220
27"	72"	29"	79 lb	RLNTR2772CB	\$1,031	\$1,161	+ \$220
27"	84"	29"	88 lb	RLNTR2784CB	\$1,062	n/a	+ \$220
30"	60"	29"	76 lb	RLNTR3060CB	\$1,021	\$1,151	+ \$220
30"	66"	29"	81 lb	RLNTR3066CB	\$1,035	n/a	+ \$220
30"	72"	29"	85 lb	RLNTR3072CB	\$1,088	\$1,218	+ \$220
30"	84"	29"	94 lb	RLNTR3084CB	\$1,095	n/a	+ \$220

* List prices reflect tables with standard 29" table height. See below for optional heights.

** When selecting markerboard, edge color will default to A300/U300 Black.

1. Model Number

EX: RLNTR3066CB

2. Top Finish

Standard Laminate

Group 1 standard laminate

See izzy+ colors at www.surfaceworks.us/finishes

L610 Markerboard

See upcharge column above

Non-Standard Laminate

Call customer service for a quote;
extended lead times may apply.

3. Edge Profile/Finish

AB 2mm ABS edgeband

MZ3 Clara knife profile urethane edge

See izzy+ colors at www.surfaceworks.us/finishes

4. Leg Finish

P431 Metallic Silver (std)	+ \$0
P623 Dover White (P07)	+ \$86
P348 Designer White	+ \$86
P300 Black (P10)	+ \$86
P411 Alloy (P11)	+ \$86

5. Height Options

04 29" (std)	+ \$0
01 18"	+ \$50
02 21"	+ \$50
03 25"	+ \$50

6. Table Options

GL glides (std)	+ \$0
CS casters (opt)	+ \$89
GM grommets (pair)	+ \$59
(available on tables > 36")	

7. Power Options

i10 Nacre flip-up
i20 Axil Z flush-mount
i30 Mho flip-up

See Table Power section for power
configuration options and pricing

8. Table Accessories

flexible ganging bracket (pair)	\$54
flat ganging bracket (pair)	\$54

See Table Options & Accessories section
for all available accessories

8. Aluminum Frame Modesty Panels*

*note: option that must be
ordered with table

MPL Laminate (matches top finish)

36" top length	\$289
48" top length	\$347
54" top length	\$407
60" top length	\$445
66" top length	\$473
72" top length	\$499
84" top length	\$556

MPA Frosted Acrylic

36" top length	\$369
48" top length	\$427
54" top length	\$487
60" top length	\$525
66" top length	\$553
72" top length	\$579
84" top length	\$636

9. Worksurface Mount Modesty Panels*

*note: accessory that is ordered
separately and field installed

See step 2 for laminate selection

See step 3 for edgeband color selection

Non-Powered or w/On the Fly

RLNMODP36 36" top len.	\$235
RLNMODP48 48" top len.	\$259
RLNMODP54 54" top len.	\$271
RLNMODP60 60" top len.	\$282
RLNMODP66 66" top len.	\$295
RLNMODP72 72" top len.	\$307
RLNMODP84 84" top len.	\$332

w/Move About Consecutive Power (6" undersized)

RLNMODP36P 36" top len.	\$235
RLNMODP48P 48" top len.	\$259
RLNMODP54P 54" top len.	\$271
RLNMODP60P 60" top len.	\$282
RLNMODP66P 66" top len.	\$295
RLNMODP72P 72" top len.	\$307
RLNMODP84P 84" top len.	\$332

DEWEY C-LEG TRAINING TABLE

Pricing

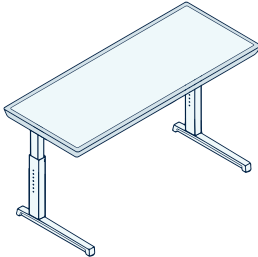
PIN-HEIGHT ADJUSTABLE

EFFECTIVE MARCH 13, 2023:
add 18% to all list prices

EFFECTIVE OCT 3, 2022:
add 10% surcharge to all orders

Rectangular

Pin-Height Adjustable



DEPTH	LENGTH	STD HEIGHT RANGE *	WEIGHT	MODEL #	AB 2MM ABS EDGEBAND	M23 URETHANE EDGE	L610 MARKER- BOARD **
20"	36"	27-33"	42 lb	RLNTR2036CP	\$1,005	\$1,135	+ \$182
20"	48"	27-33"	51 lb	RLNTR2048CP	\$1,064	\$1,194	+ \$182
20"	60"	27-33"	60 lb	RLNTR2060CP	\$1,183	\$1,313	+ \$220
20"	66"	27-33"	65 lb	RLNTR2066CP	\$1,190	n/a	+ \$220
20"	72"	27-33"	69 lb	RLNTR2072CP	\$1,200	\$1,330	+ \$220
20"	84"	27-33"	78 lb	RLNTR2084CP	\$1,215	n/a	+ \$220
24"	36"	27-33"	48 lb	RLNTR2436CP	\$1,033	\$1,163	+ \$182
24"	48"	27-33"	57 lb	RLNTR2448CP	\$1,097	\$1,227	+ \$182
24"	60"	27-33"	66 lb	RLNTR2460CP	\$1,217	\$1,347	+ \$220
24"	66"	27-33"	71 lb	RLNTR2466CP	\$1,227	n/a	+ \$220
24"	72"	27-33"	75 lb	RLNTR2472CP	\$1,239	\$1,369	+ \$220
24"	84"	27-33"	84 lb	RLNTR2484CP	\$1,243	n/a	+ \$220
27"	36"	27-33"	54 lb	RLNTR2736CP	\$1,065	\$1,195	+ \$182
27"	48"	27-33"	63 lb	RLNTR2748CP	\$1,131	\$1,261	+ \$182
27"	54"	27-33"	68 lb	RLNTR2754CP	\$1,189	\$1,319	+ \$182
27"	60"	27-33"	72 lb	RLNTR2760CP	\$1,203	\$1,333	+ \$220
27"	66"	27-33"	77 lb	RLNTR2766CP	\$1,250	n/a	+ \$220
27"	72"	27-33"	81 lb	RLNTR2772CP	\$1,279	\$1,409	+ \$220
27"	84"	27-33"	90 lb	RLNTR2784CP	\$1,308	n/a	+ \$220
30"	60"	27-33"	78 lb	RLNTR3060CP	\$1,268	\$1,398	+ \$220
30"	66"	27-33"	83 lb	RLNTR3066CP	\$1,282	n/a	+ \$220
30"	72"	27-33"	87 lb	RLNTR3072CP	\$1,331	\$1,461	+ \$220
30"	84"	27-33"	96 lb	RLNTR3084CP	\$1,342	n/a	+ \$220

* List prices reflect tables with standard 27"-33" height range. See below for optional height ranges.

** When selecting markerboard, edge color will default to A300/U300 Black.

1. Model Number

EX: RLNTR2466CP

2. Top Finish

Standard Laminate

izzy+ standard laminate

See izzy+ colors at www.surfaceworks.us/finishes

L610 Markerboard

See upcharge column above

Non-Standard Laminate

Call customer service for a quote;
extended lead times may apply.

3. Edge Profile/Finish

AB 2mm ABS edgeband

M23 Clara knife profile urethane edge

See izzy+ colors at www.surfaceworks.us/finishes

4. Leg Finish

P431 Metallic Silver (P06) (std)	+ \$0
P623 Dover White (P07)	+ \$86
P348 Designer White	+ \$86
P300 Black (P10)	+ \$86
P411 Alloy (P11)	+ \$86

5. Height Options

05 27"-33" (std)	+ \$0
06 18"-24"	+ \$50

6. Table Options

GL glides (std)	+ \$0
CS casters (opt)	+ \$89
(not available with 18"-24" ht.)	
GM grommets (pair)	+ \$59
(available on tables > 36")	

7. Power Options

i10 Nacre flip-up	
i20 Axil Z flush-mount	
i30 Mho flip-up	
See Table Power section for power configuration options and pricing	

8. Table Accessories

flexible ganging bracket (pair)	\$54
flat ganging bracket (pair)	\$54
See Table Options & Accessories section for all available accessories	

8. Aluminum Frame Modesty Panels*

*note: option that must be ordered with table

MPL Laminate (matches top finish)

36" top length	\$289
48" top length	\$347
54" top length	\$407
60" top length	\$445
66" top length	\$473
72" top length	\$499
84" top length	\$556

MPA Frosted Acrylic

36" top length	\$369
48" top length	\$427
54" top length	\$487
60" top length	\$525
66" top length	\$553
72" top length	\$579
84" top length	\$636

9. Worksurface Mount Modesty Panels*

*note: accessory that is ordered separately and field installed

See step 2 for laminate selection

See step 3 for edgeband color selection

Non-Powered or w/On the Fly

RLNMODP36 36" top len.	\$235
RLNMODP48 48" top len.	\$259
RLNMODP54 54" top len.	\$271
RLNMODP60 60" top len.	\$282
RLNMODP66 66" top len.	\$295
RLNMODP72 72" top len.	\$307
RLNMODP84 84" top len.	\$332

w/Move About Consecutive Power (6" undersized)

RLNMODP36P 36" top len.	\$235
RLNMODP48P 48" top len.	\$259
RLNMODP54P 54" top len.	\$271
RLNMODP60P 60" top len.	\$282
RLNMODP66P 66" top len.	\$295
RLNMODP72P 72" top len.	\$307
RLNMODP84P 84" top len.	\$332

DEWEY C-LEG TRAINING TABLE

Pricing

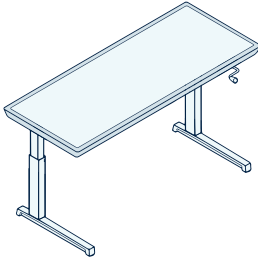
CRANK HEIGHT ADJUSTABLE

EFFECTIVE MARCH 13, 2023:
add 18% to all list prices

EFFECTIVE OCT 3, 2022:
add 10% surcharge to all orders

Rectangular

Crank Height Adjustable



DEPTH	LENGTH	HEIGHT RANGE*	WEIGHT	MODEL #	AB 2MM ABS EDGE BAND	MZ3 URETHANE EDGE	L610 MARKER-BOARD **
24"	36"	27"-37"	48 lb	RLNTR2436CH	\$1,511	\$1,641	+ \$182
24"	48"	27"-37"	57 lb	RLNTR2448CH	\$1,625	\$1,755	+ \$182
24"	60"	27"-37"	66 lb	RLNTR2460CH	\$1,851	\$1,981	+ \$220
24"	66"	27"-37"	71 lb	RLNTR2466CH	\$1,901	n/a	+ \$220
24"	72"	27"-37"	75 lb	RLNTR2472CH	\$1,910	\$2,040	+ \$220
24"	84"	27"-37"	84 lb	RLNTR2484CH	\$1,920	n/a	+ \$220
27"	36"	27"-37"	54 lb	RLNTR2736CH	\$1,759	\$1,889	+ \$182
27"	48"	27"-37"	63 lb	RLNTR2748CH	\$1,796	\$1,926	+ \$182
27"	54"	27"-37"	68 lb	RLNTR2754CH	\$1,854	\$1,984	+ \$182
27"	60"	27"-37"	72 lb	RLNTR2760CH	\$1,869	\$1,999	+ \$220
27"	66"	27"-37"	77 lb	RLNTR2766CH	\$1,927	n/a	+ \$220
27"	72"	27"-37"	81 lb	RLNTR2772CH	\$1,954	\$2,084	+ \$220
27"	84"	27"-37"	90 lb	RLNTR2784CH	\$1,998	n/a	+ \$220
30"	60"	27"-37"	78 lb	RLNTR3060CH	\$1,950	\$2,080	+ \$220
30"	66"	27"-37"	83 lb	RLNTR3066CH	\$1,968	\$2,098	+ \$220
30"	72"	27"-37"	87 lb	RLNTR3072CH	\$2,046	\$2,176	+ \$220
30"	84"	27"-37"	96 lb	RLNTR3084CH	\$2,038	\$2,168	+ \$220

* 12 crank revolutions yield 1" of height adjustment.
* Crank Height Adjustable available in 27" - 37" overall height range only.
** When selecting markerboard, edge color will default to A300/U300 Black.

1. Model Number

EX: RLNTR2466CP

2. Top Finish

Standard Laminate

Group 1 standard laminate

See izzy+ colors at www.surfaceworks.us/finishes

L610 Markerboard

See upcharge column above

Non-Standard Laminate

Call customer service for a quote;
extended lead times may apply.

3. Edge Profile/Finish

AB 2mm ABS edgeband

MZ3 Clara knife profile urethane edge

See izzy+ colors at www.surfaceworks.us/finishes

4. Leg Finish

P431 Metallic Silver (P06) (std) + \$0

P623 Dover White (P07) + \$86

P348 Designer White + \$86

P300 Black (P10) + \$86

P411 Alloy (P11) + \$86

5. Table Options

GL glides (std) + \$0

CS casters (opt) + \$89

GM grommets (pair) + \$59
(available on tables > 36")

6. Power Options

i10 Nacre flip-up

i20 Axil Z flush-mount

i30 Mho flip-up

See Table Power section for power
configuration options and pricing

7. Table Accessories

Flexible Ganging Bracket (pair) \$54

Flat Ganging Bracket (pair) \$54

See Table Options & Accessories section
for all available accessories

8. Aluminum Frame Modesty Panels*

*note: option that must be
ordered with table

MPL Laminate (matches top finish)

36" top length \$289

48" top length \$347

54" top length \$407

60" top length \$445

66" top length \$473

72" top length \$499

84" top length \$556

MPA Frosted Acrylic

36" top length \$369

48" top length \$427

54" top length \$487

60" top length \$525

66" top length \$553

72" top length \$579

84" top length \$636

9. Worksurface Mount Modesty Panels*

*note: accessory that is ordered
separately and field installed

See step 2 for laminate selection

See step 3 for edgeband color selection

Non-Powered or w/On the Fly

RLNMODP36 36" top len. \$235

RLNMODP48 48" top len. \$259

RLNMODP54 54" top len. \$271

RLNMODP60 60" top len. \$282

RLNMODP66 66" top len. \$295

RLNMODP72 72" top len. \$307

RLNMODP84 84" top len. \$332

w/Move About Consecutive Power

(6" undersized)

RLNMODP36P 36" top len. \$235

RLNMODP48P 48" top len. \$259

RLNMODP54P 54" top len. \$271

RLNMODP60P 60" top len. \$282

RLNMODP66P 66" top len. \$295

RLNMODP72P 72" top len. \$307

RLNMODP84P 84" top len. \$332

DEWEY C-LEG TRAINING TABLE

Pricing

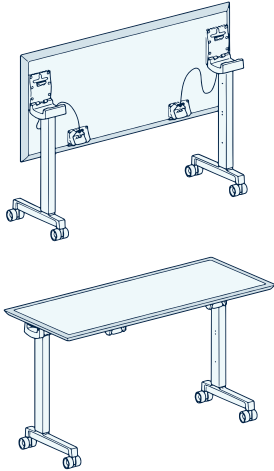
FLIP-TOP

EFFECTIVE MARCH 13, 2023:
add 18% to all list prices

EFFECTIVE OCT 3, 2022:
add 10% surcharge to all orders

Rectangular

Flip-Top



DEPTH	LENGTH	HEIGHT *	WEIGHT	MODEL #	AB 2MM ABS EDGEBAND	MZ3 URETHANE EDGE	L610 MARKER- BOARD **
20"	36"	29"	40 lb	RLNTR2036CF	\$1,199	\$1,329	+ \$182
20"	48"	29"	49 lb	RLNTR2048CF	\$1,258	\$1,388	+ \$182
20"	60"	29"	58 lb	RLNTR2060CF	\$1,377	\$1,507	+ \$220
20"	66"	29"	63 lb	RLNTR2066CF	\$1,388	n/a	+ \$220
20"	72"	29"	67 lb	RLNTR2072CF	\$1,396	\$1,526	+ \$220
20"	84"	29"	76 lb	RLNTR2084CF	\$1,412	n/a	+ \$220
24"	36"	29"	46 lb	RLNTR2436CF	\$1,228	\$1,358	+ \$182
24"	48"	29"	55 lb	RLNTR2448CF	\$1,291	\$1,421	+ \$182
24"	60"	29"	64 lb	RLNTR2460CF	\$1,415	\$1,545	+ \$220
24"	66"	29"	69 lb	RLNTR2466CF	\$1,425	n/a	+ \$220
24"	72"	29"	73 lb	RLNTR2472CF	\$1,434	\$1,564	+ \$220
24"	84"	29"	82 lb	RLNTR2484CF	\$1,442	n/a	+ \$220
27"	36"	29"	52 lb	RLNTR2736CF	\$1,260	\$1,390	+ \$182
27"	48"	29"	61 lb	RLNTR2748CF	\$1,326	\$1,456	+ \$182
27"	54"	29"	66 lb	RLNTR2754CF	\$1,386	\$1,516	+ \$182
27"	60"	29"	70 lb	RLNTR2760CF	\$1,397	\$1,527	+ \$220
27"	66"	29"	75 lb	RLNTR2766CF	\$1,447	n/a	+ \$220
27"	72"	29"	79 lb	RLNTR2772CF	\$1,473	\$1,603	+ \$220
27"	84"	29"	88 lb	RLNTR2784CF	\$1,507	n/a	+ \$220
30"	60"	29"	76 lb	RLNTR3060CF	\$1,466	\$1,596	+ \$220
30"	66"	29"	81 lb	RLNTR3066CF	\$1,481	n/a	+ \$220
30"	72"	29"	85 lb	RLNTR3072CF	\$1,533	\$1,663	+ \$220
30"	84"	29"	94 lb	RLNTR3084CF	\$1,540	n/a	+ \$220

* flip-top tables are available in 29" seated height only.

** When selecting markerboard, edge color will default to A300/U300 Black.

1. Model Number

EX: RLNTR3072CF

2. Top Finish

Standard Laminate

Group 1 standard laminate

See izzy+ colors at www.surfaceworks.us/finishes

Non-Standard Laminate

Call customer service for a quote;
extended lead times may apply.

L610 Markerboard

See upcharge column above

3. Edge Profile/Finish

AB 2mm ABS edgeband

MZ3 Clara knife profile urethane edge

See izzy+ colors at www.surfaceworks.us/finishes

4. Leg Finish

P431	Metallic Silver (P06) (std)	+ \$0
P623	Dover White (P07)	+ \$86
P348	Designer White	+ \$86
P300	Black (P10)	+ \$86
P411	Alloy (P11)	+ \$86

5. Table Options

CS	casters (std)	+ \$0
GL	glides (opt)	+ \$0
GM	grommets (pair)	+ \$59
(available on tables >36")		

6. Power Options

i10 Nacre flip-up

i20 Axil Z flush-mount

i30 Mho flip-up

See Table Power section for power
configuration options and pricing

7. Table Accessories*

Flexible Ganging Bracket (pair)	\$54
Flat Ganging Bracket (pair)	\$54
See Table Options & Accessories section for all available accessories	

8. Aluminum Frame Modesty Panels*

*note: option that must be
ordered with table

MPL Laminate (matches top finish)

36" top length	\$289
48" top length	\$347
54" top length	\$407
60" top length	\$445
66" top length	\$473
72" top length	\$499
84" top length	\$556

MPA Frosted Acrylic

36" top length	\$369
48" top length	\$427
54" top length	\$487
60" top length	\$525
66" top length	\$553
72" top length	\$579
84" top length	\$636

C
O
K
C
O
O
2
0
4

DEWEY 6-TOP COLLABORATIVE TABLE



C
O
K
C
0
0
2
0
4

DEWEY 6-TOP COLLABORATIVE TABLE

Specifications

STANDARDS, TOPS, EDGE OPTIONS, DIMENSIONS, LEG CLEARANCES

EFFECTIVE MARCH 13, 2023:
add 18% to all list prices

EFFECTIVE OCT 3, 2022:
add 10% surcharge to all orders

Standards


Meets or exceeds applicable ANSI/BIFMA durability and safety standards and is SCS Indoor Advantage Gold certified.

Tops

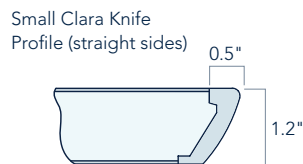
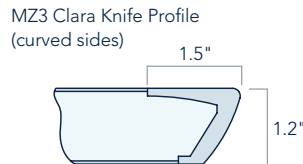
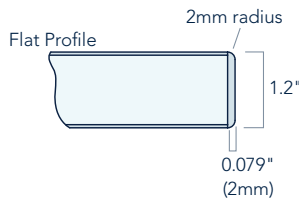
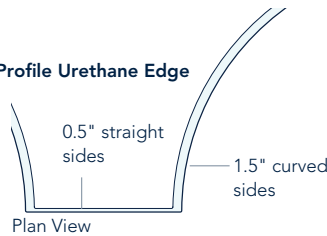
6-Top Table Tops are 1.2" overall thickness, constructed with high-pressure laminate, particle board core, edged and backed with moisture-resistant coverings to form a completely sealed outside surface.

Edge Options

Model: AB
2mm ABS Edgeband



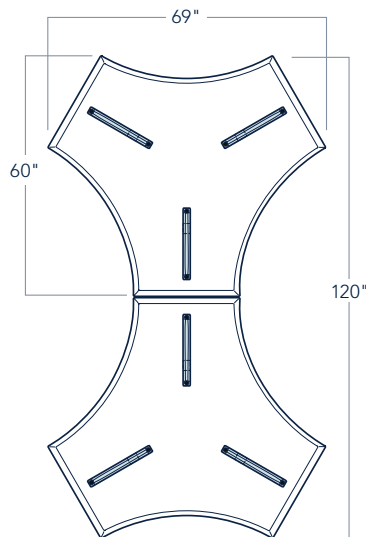
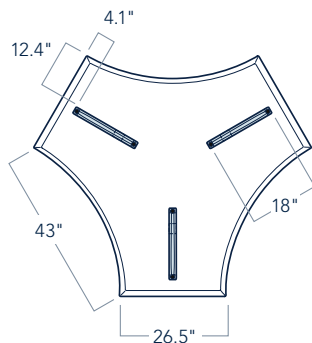
Model: MZ3
Clara Knife Profile Urethane Edge



ABS edgeband: Model AB 2mm ABS edgeband available with all 6-Top Collaborative Tables

Urethane Edge: Model MZ3 Clara knife profile urethane edge available with all 6-Top Collaborative Tables (connecting/straight sides have small Clara profile)

Dimensions & Clearances



Overall table dimension is 69" x 60", with 43" and 26.5" sides. C-Leg placement allows for adequate knee clearance on all sides.

DEWEY 6-TOP COLLABORATIVE TABLE

Specifications

LEG CONSTRUCTION, HEIGHT OPTIONS, GLIDES & CASTERS

EFFECTIVE MARCH 13, 2023:
add 18% to all list prices

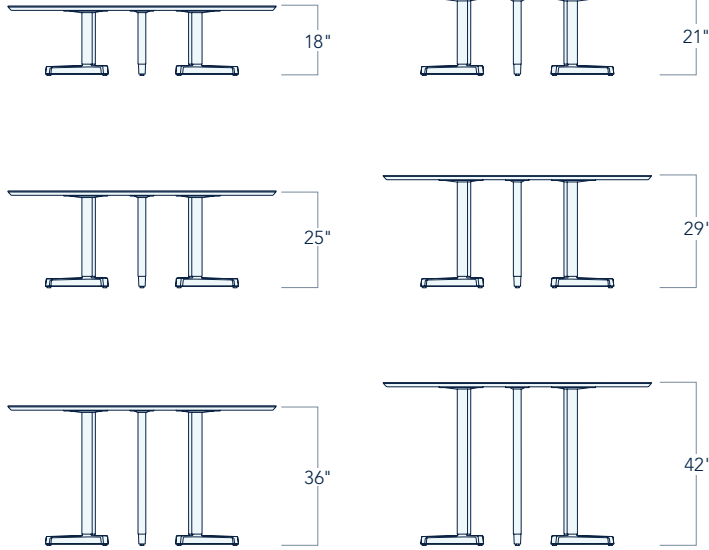
EFFECTIVE OCT 3, 2022:
add 10% surcharge to all orders

Leg Construction

6-Top Collaborative Table legs are extruded aluminum with 18" cast aluminum foot.

C-Legs/Fixed Height Options

C-Legs are standard for 6-Top Tables in six fixed overall table heights: 18", 21", 25", 29", 36", and 42".



Glides & Casters

Glides: ¾" leveling for uneven floors. Standard on all 6-Top models.

Casters: 60mm dual wheel; each model contains three locking and three non-locking casters. Caster finish is two-tone: charcoal with cool-grey interior. Casters are optional on all 6-Top models except 42" Café Height.



DEWEY 6-TOP COLLABORATIVE TABLE

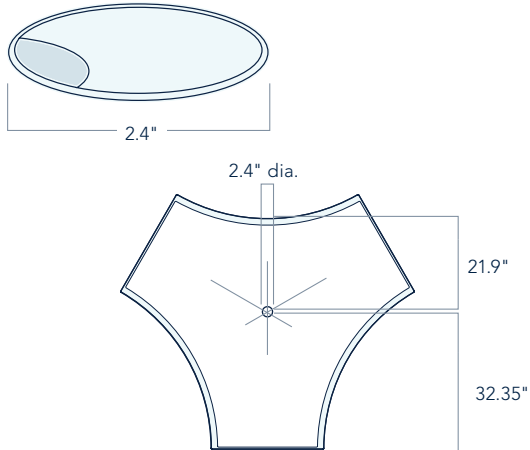
Specifications

POWER & GROMMET OPTIONS

EFFECTIVE MARCH 13, 2023:
add 18% to all list prices

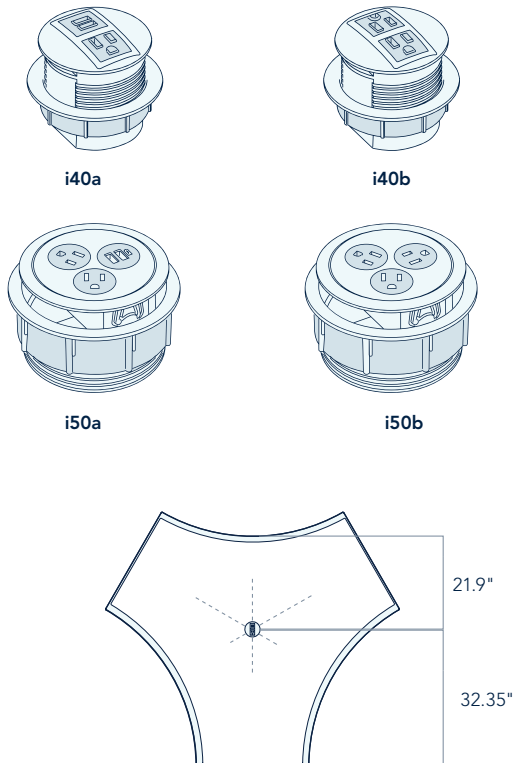
EFFECTIVE OCT 3, 2022:
add 10% surcharge to all orders

Grommets



One **round black grommet** (2.4" diameter) is available as an option and is centrally placed.. Grommet includes a liner and cover. Power is not available if Grommet option is selected.

Power Modules



Power Modules are available as an option with 6-Top Tables and are centrally placed. Grommet is not available if power option is selected. Available Power Modules include the following:

i40 (Node®): i40a: 1 receptacle, 1 dual USB-charging (2amp)
i40b: 2 receptacles

i50 (Eclipse™) i50a: 2 receptacles, 1 dual USB-charging (2amp)
i50b: 3 receptacles

Please see Table Power section for details, configuration options and pricing.

DEWEY 6-TOP COLLABORATIVE TABLE

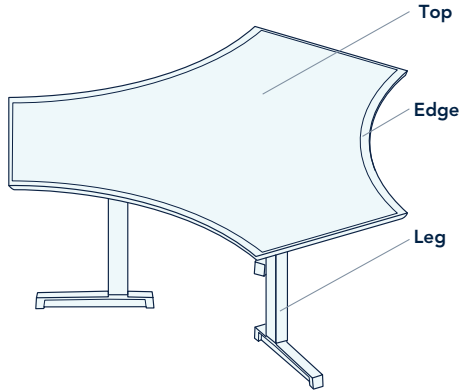
Specifications

FINISH SELECTION, SHIPPING

EFFECTIVE MARCH 13, 2023:
add 18% to all list prices

EFFECTIVE OCT 3, 2022:
add 10% surcharge to all orders

Finish Selection



6-Top Collaboration Table Finish Selection: Three components require finish selections.

See izzy+ colors at www.surfaceworks.us/finishes for each component.

6-Top Collaboration Table Finish Selection	Laminate	Urethane	2mm ABS Edgeband	Metal
Top	•			
Edge		•	•	
Leg				•

Shipping & Assembly

6-Top Collaborative Tables are shipped knocked down. Legs are shipped assembled. Table tops are pre-drilled for easy assembly to legs. Specifying lower height table legs reduces overall weight by up to two pounds per table.

DEWEY 6-TOP COLLABORATIVE TABLE

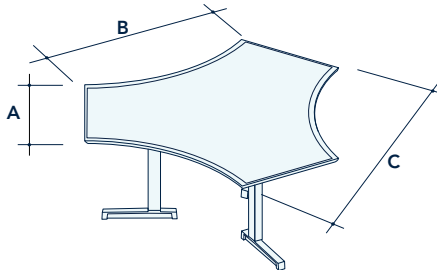
Pricing

FIXED HEIGHT C-LEG

EFFECTIVE MARCH 13, 2023:
add 18% to all list prices

EFFECTIVE OCT 3, 2022:
add 10% surcharge to all orders

6-Top



A	B	C	TABLE HEIGHT	WEIGHT	MODEL #	AB 2MM ABS EDGE BAND	MZ3 URETHANE EDGE	L610 MARKER- BOARD *
26.5"	43"	60"	18"	92 lb	RLNT6TOPKH	\$1,874	\$2,004	+ \$302
26.5"	43"	60"	21"	94 lb	RLNT6TOPMH	\$1,874	\$2,004	+ \$302
26.5"	43"	60"	25"	95 lb	RLNT6TOPLH	\$1,874	\$2,004	+ \$302
26.5"	43"	60"	29"	96 lb	RLNT6TOPCB	\$1,830	\$1,960	+ \$302
26.5"	43"	60"	36"	98 lb	RLNT6TOPSH	\$1,898	\$2,028	+ \$302
26.5"	43"	60"	42"	99 lb	RLNT6TOPCC	\$1,947	\$2,077	+ \$302

* When selecting markerboard, edge color will default to A300/U300 Black

1. Model Number

EX: RLNTR2466CP

2. Top Finish

Standard Laminate

Group 1 standard laminate

See izzy+ colors at www.surfaceworks.us/finishes

Non-Standard Laminate

Call customer service for a quote;
extended lead times may apply.

L610 Markerboard

See upcharge column above

3. Edge Profile/Finish

AB 2mm ABS edgeband

MZ3 Clara knife profile urethane edge

See izzy+ colors at www.surfaceworks.us/finishes

4. Leg Finish

P431 Metallic Silver (P06) (std)	+ \$0
P623 Dover White (P07)	+ \$86
P348 Designer White	+ \$86
P300 Black (P10)	+ \$86
P411 Alloy (P11)	+ \$86

5. Table Options

GL	glides (std)	+ \$0
CS	casters (opt)	+ \$134
	not available with 42" height	
GM	grommet	+ \$59

6. Power Options

i40	(Node) round, flush-mount
i50	(Eclipse) round, w/ rotating plate
See Table Power section for power configuration options and pricing (power not available with grommet)	

7. Table Accessories

flexible ganging bracket (pair)	\$54
flat ganging bracket (pair)	\$54
See Table Options & Accessories section for all available accessories	

C
O
K
C
O
O
2
0
4

C
O
K
C
O
O
2
0
4

DEWEY X-BASE COMPANION TABLE



C
O
K
C
0
0
2
0
4

DEWEY X-BASE COMPANION TABLE

Specifications

STANDARDS, SHAPES, SIZES, HEIGHT OPTIONS

EFFECTIVE MARCH 13, 2023:
add 18% to all list prices

EFFECTIVE OCT 3, 2022:
add 10% surcharge to all orders

Standards

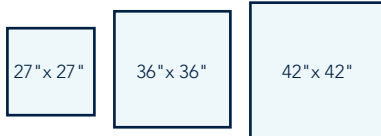
X-Base Companion Table meets or exceeds applicable ANSI/BIFMA durability and safety standards and is SCS Indoor Advantage Gold certified.

Tops

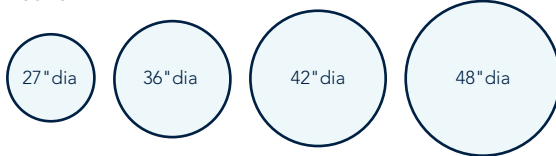
X-Base Companion Table Tops are 1.2" overall thickness, constructed with high-pressure laminate, particle board core, edged and backed with moisture-resistant coverings to form a completely sealed outside surface.

Shape & Size Options

Square




Round



X-Base Companion Tables are available in **Squares:** 27x27", 36x36", & 42x42" and **Rounds:** 27" dia, 36" dia, 42" dia & 48" dia.

Height Options



42" café height



29" seated height

X-Base Companion Tables are available in **six fixed table heights:** 29" (standard), 18", 25", 36", and 42" (optional).

X-Base Companion Table Heights	Standard Table Height	Optional Table Heights
Fixed Height	29"	18", 21", 25", 36" & 42"

DEWEY X-BASE COMPANION TABLE

Specifications

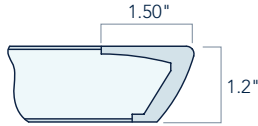
EDGE OPTIONS, BASE, GLIDES, FINISH SELECTION, SHIPPING

EFFECTIVE MARCH 13, 2023:
add 18% to all list prices

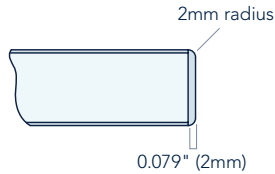
EFFECTIVE OCT 3, 2022:
add 10% surcharge to all orders

Edge Options

Model: MZ3
Clara Knife Profile Urethane Edge



Model: AB
2mm ABS Edgeband



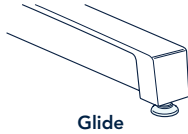
ABS edgeband: Model AB 2mm ABS edgeband available with all Dewey X-Base Companion Tables.

Urethane Edge: Model MZ3 Clara knife profile urethane edge available with all Dewey X-Base Companion Tables.

X-Base Construction

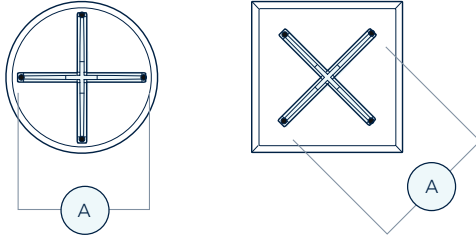
Companion Table X-Base is extruded aluminum with a cast aluminum foot.

Glides



Glides: 3/4" leveling for uneven floors. Casters are not available with X-Base Companion Tables

Base Dimensions




The 27" X-Base Companion Tables have a **foot diameter** of 26.75". The 36", 42" and 48" tables have a **foot diameter** of 35.75".

X-Base Foot Sizes

Table Size:		27"	36"	42"	48"
Round	A	26.75"	35.75"	35.75"	35.75"
Square	A	26.75"	35.75"	35.75"	n/a

Finish Selection



Finish Selection: Three X-Base Companion Table components require finish selections. See izzy+ colors at www.surfaceworks.us/finishes

Companion Table Finish Selection	Laminate	Urethane	2mm ABS Edgeband	Metal
Top	•			
Edge		•	•	
Base				•

Shipping & Assembly

X-Base Companion Tables are **shipped knocked down**. **Legs** are **shipped assembled**. Table tops are pre-drilled for easy assembly to legs. Specifying lower height table legs, reduces overall weight by up to two pounds per table.

DEWEY X-BASE COMPANION TABLE

Pricing

ROUND & SQUARE

EFFECTIVE MARCH 13, 2023:
add 18% to all list prices

EFFECTIVE OCT 3, 2022:
add 10% surcharge to all orders

Round



DIAMETER	STANDARD HEIGHT *	WEIGHT	MODEL #	AB 2MM ABS EDGE BAND	MZ3 URETHANE EDGE	L610 MARKER-BOARD **
27"	29"	42 lb	RLNTRND27XB	\$883	\$1,013	+ \$182
36"	29"	59 lb	RLNTRND36XB	\$954	\$1,084	+ \$182
42"	29"	71 lb	RLNTRND42XB	\$1,085	\$1,215	+ \$220
48"	29"	84 lb	RLNTRND48XB	\$1,193	\$1,323	+ \$220

* List prices reflect tables with standard 29" height. See below for optional heights.

** When selecting markerboard, edge color will default to A300/U300 Black.

Square



SIZE	STANDARD HEIGHT *	WEIGHT	MODEL #	AB 2MM ABS EDGE BAND	MZ3 URETHANE EDGE	L610 MARKER-BOARD **
27" x 27"	29"	47 lb	RLNTSQ27XB	\$883	\$1,013	+ \$182
36" x 36"	29"	68 lb	RLNTSQ36XB	\$954	\$1,084	+ \$182
42" x 42"	29"	83 lb	RLNTSQ42XB	\$1,085	\$1,215	+ \$220

* List prices reflect tables with standard 29" height. See below for optional heights.

** When selecting markerboard, edge color will default to A300/U300 Black.

1. Model Number

EX: RLNTSQ27XB

2. Top Finish

Standard Laminate

Group 1 standard laminate

See izzy+ colors at www.surfaceworks.us/finishes

Non-Standard Laminate

Call customer service for a quote;
extended lead times may apply.

L610 Markerboard

See upcharge column above

3. Edge Profile/Finish

AB 2mm ABS edgeband

MZ3 Clara knife profile urethane edge

See izzy+ colors at www.surfaceworks.us/finishes

4. Base Finish

P431 Metallic Silver (P06) (std) + \$0

P623 Dover White (P07) + \$86

P348 Designer White + \$86

P300 Black (P10) + \$86

P411 Alloy (P11) + \$86

5. Height Options

12 29" (std) + \$0

09 18" + \$50

10 21" + \$50

11 25" + \$50

13 36" + \$50

14 42" + \$50

C
O
K
C
O
O
2
0
4

C
O
K
C
O
O
2
0
4

DEWEY TABLE OPTIONS & ACCESSORIES



C
O
K
C
0
0
2
0
4

DEWEY TABLE OPTIONS & ACCESSORIES

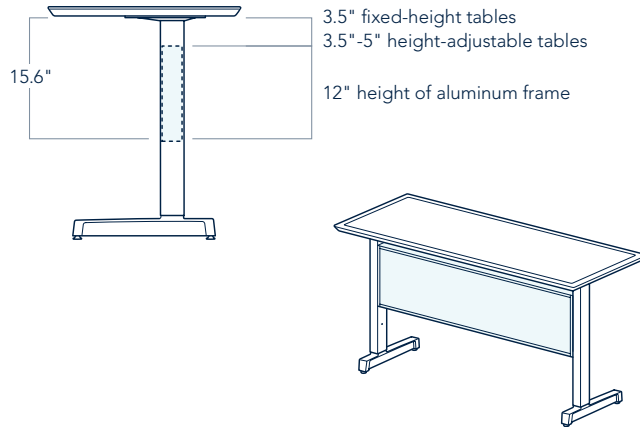
Specifications

MODESTY PANELS

EFFECTIVE MARCH 13, 2023:
add 18% to all list prices

EFFECTIVE OCT 3, 2022:
add 10% surcharge to all orders

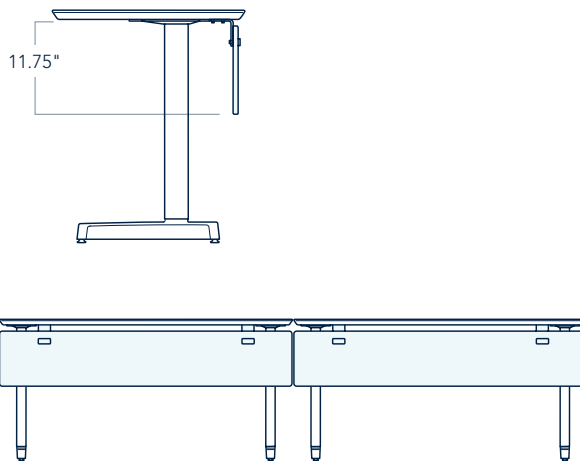
Aluminum Frame Modesty Panels (Table Option)



Factory installed, the optional **Aluminum Frame Modesty Panel** attaches to Training Table legs. Available in laminate or frosted acrylic infills. Grain direction of laminate is horizontal.

Available as an option with the following C-Leg Training Tables only: fixed 29" height, pin-height adjustable (27"- 33" range only), crank-height adjustable, and flip-top. **Must be ordered with the table.**

Worksurface-Mounted Modesty Panels (Table Accessory)



Worksurface-Mounted Modesty Panel is an accessory that can be ordered separate from the table, and is field installed. It has 2mm ABS edgeband and visible steel mounting hardware that fastens to underside of worksurface.

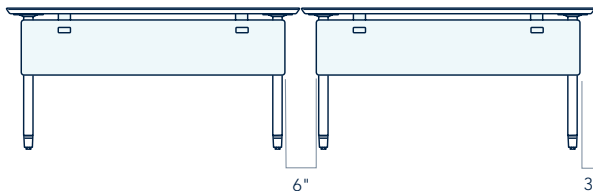
Panel is 11" high and hangs $\frac{3}{4}$ " below worksurface. Not available with the Stay Put Power/Data Trough.

Tables with consecutively powered (Move About) connections require a 6" gap between modesty panels.

Available as an accessory with the following C-Leg Training Tables only: fixed height, pin-height adjustable and crank-height adjustable.

Available in laminate. Grain direction is horizontal.

Worksurface-Mounted Modesty - Full Length
for non-powered or On The Fly (individually corded power units) tables



Worksurface-Mounted Modesty 6" undersize
for Move About (consecutively powered) tables

DEWEY TABLE OPTIONS & ACCESSORIES

Specifications

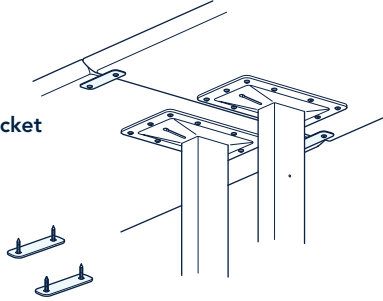
GANGING BRACKETS & WIRE MANAGEMENT

EFFECTIVE MARCH 13, 2023:
add 18% to all list prices

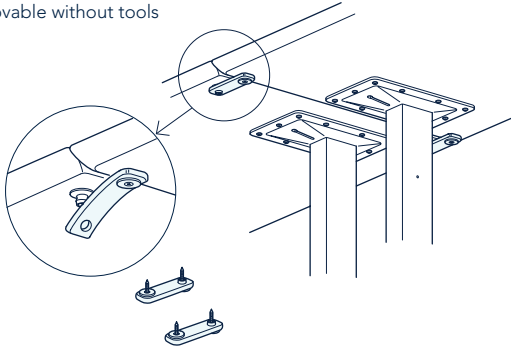
EFFECTIVE OCT 3, 2022:
add 10% surcharge to all orders

Ganging Brackets

Flat Ganging Bracket
connecting tables
that Stay Put



Flexible Ganging Bracket
connecting tables that
Move About; the bracket is
removable without tools



Dewey Training Tables and 6-Top Collaborative Tables are pre-drilled to accept ganging brackets, either flat or flexible. Ganging brackets are required for all table-to-table power configurations (Move About and Stay Put).

Flat ganging bracket attaches to underside of worksurface. Tools required to detach. Black only.

Flexible ganging bracket attaches to underside of worksurface. No tools required to detach. Black only.

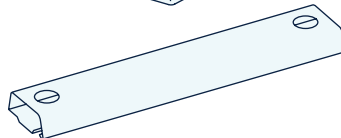
Ganging brackets are sold in sets of two, and can be ordered as an accessory separate from the table. Two ganging brackets are required for each connection.

Wire Management

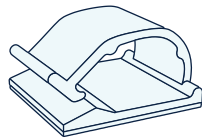
Vertical Wire Management Trough



Horizontal Wire Management Trough



Wire Management Clips



Vertical Wire Management Trough: Available as an accessory. Extruded plastic trough routes power along table leg (18"L). Adhesive firmly secures trough to side of leg. The inside cross-sectional dimensions are 2.35"W by 1"D. Available in satin silver, or black.

Horizontal Wire Management Trough: Extruded plastic trough carries power and data underneath worksurface. Ships in two sections to accommodate grommets and integrated power. The inside cross-sectional dimensions are 2.35"W by 1"D. Trough is fastened with adhesive tape, and allows screws to be inserted every 12" for additional strength. Available for all rectangular table lengths.

for 36"L tables, kit includes one 14"L trough
for 48"L and 60"L tables, kit includes two 14"L troughs
for 72"L tables, kit includes two 26"L troughs

Wire Management Clips: Durable plastic clips manage power module cables underneath the worksurface. Fastened with adhesive tape (5 per package, black only).

DEWEY TABLE OPTIONS & ACCESSORIES

Specifications

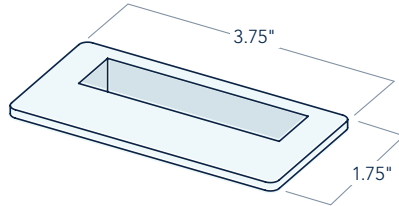
GROMMETS, GLIDES, CASTERS

EFFECTIVE MARCH 13, 2023:
add 18% to all list prices

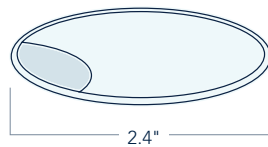
EFFECTIVE OCT 3, 2022:
add 10% surcharge to all orders

Grommets

Training Table
Grommet



6-Top Collaborative
Table Grommet



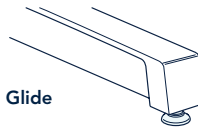
Grommets are a factory installed option on all Training Tables and 6-Top Collaborative Tables.

Training Table Grommets: Two black rectangular grommets (3.75"L x 1.75"D) are installed at rear-left and right, 14" apart on center. Each Grommet includes a liner and cover. See Training Table Section for specifications and pricing. Must be ordered with table.

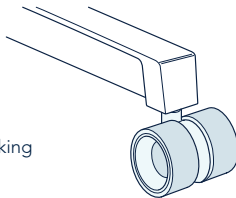
6-Top Collaborative Table Grommets: One black round grommet (2.4" diameter) is available as an option and is centrally placed.. Grommet includes a liner and cover. Power is not available if Grommet option is selected. Must be ordered with table.

Glides & Casters

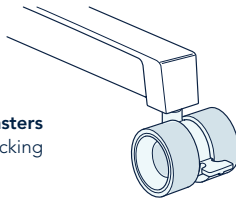
Glide



Casters
Non-locking



Casters
Locking



Glides: ¾" leveling for uneven floors. Standard all tables except optional for Flip-Top Training Table.

Casters: Factory installed, optional on all Training Tables and 6-Top Collaborative Tables except standard for Flip-Top Training Table. 60mm dual wheel; each Training Table model contains two locking and two non-locking; each 6-Top Table contains 3 locking and 3 non-locking. Two-tone caster: charcoal with cool-grey interior. See table pricing pages for pricing. Must be ordered with table.

DEWEY TABLE OPTIONS & ACCESSORIES

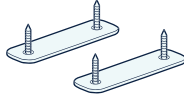
Pricing

GANGING BRACKETS, WIRE MANAGEMENT

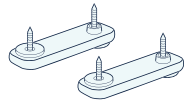
EFFECTIVE MARCH 13, 2023:
add 18% to all list prices

EFFECTIVE OCT 3, 2022:
add 10% surcharge to all orders

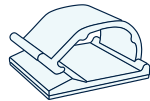
Flat Ganging Bracket



Flexible Ganging Bracket



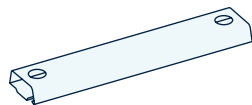
Wire Management Clips



Vertical Wire Management Trough



Horizontal Wire Management Trough



PRODUCT DESCRIPTION	QTY IN PACKAGE	MODEL #	LIST PRICE
flat ganging bracket	2	PWRFLATG	\$54
flexible ganging bracket	2	PWRFLEXG	\$54
wire management clip	5	PWRWMCLIP	\$12
18" vertical wire management trough T95 black	1	RLNVWMT.T95	\$31
18" vertical wire management trough T96 satin silver	1	RLNVWMT.T96	\$31
horizontal wire management trough kit 34" & 36" tables	1 14" trough	RLNWM36	\$40
horizontal wire management trough kit 48", 54" & 60" tables	2 14" troughs	RLNWM60	\$80
horizontal wire management trough kit 66", 72" & 84" tables	2 26" troughs	RLNWM84	\$80

DEWEY TABLE OPTIONS & ACCESSORIES

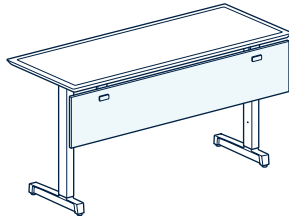
Pricing

WORKSURFACE-MOUNT MODESTY PANELS (ACCESSORY)

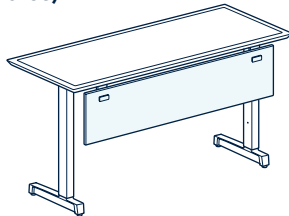
EFFECTIVE MARCH 13, 2023:
add 18% to all list prices

EFFECTIVE OCT 3, 2022:
add 10% surcharge to all orders

Full-Length Modesty Panel



6" Undersized Modesty Panel (consecutively powered tables)



PRODUCT DESCRIPTION	TABLE LENGTH	MODESTY PANEL LENGTH	MODEL #	LIST PRICE
Worksurface-Mounted Full-Length Modesty Panel for non-powered or On The Fly tables (modesty panels are same length as table)	36"	36"	RLNMODP36	\$235
	48"	48"	RLNMODP48	\$259
	54"	54"	RLNMODP54	\$271
	60"	60"	RLNMODP60	\$282
	66"	66"	RLNMODP66	\$295
	72"	72"	RLNMODP72	\$307
	84"	84"	RLNMODP84	\$332
Worksurface-Mounted Undersized Modesty Panel for Move About consecutively powered tables (requires 6" gap between modesty panels)	36"	30"	RLNMODP36P	\$235
	48"	42"	RLNMODP48P	\$259
	54"	48"	RLNMODP54P	\$271
	60"	54"	RLNMODP60P	\$282
	66"	60"	RLNMODP66P	\$295
	72"	66"	RLNMODP72P	\$307
	84"	78"	RLNMODP84P	\$332

Available as a field installed accessory with the following rectangular C-Leg tables only:
fixed height, pin-height adjustable and crank-height adjustable.

1. Model Number

EX: RLNMODP60

2. Modesty Panel Laminate Finish

Standard Laminate

Group 1 standard laminate
See izzy+ colors at www.surfaceworks.us/finishes

Non-Standard Laminate

Call customer service for a quote;
extended lead times may apply.

Note: grain direction runs horizontally.

3. Modesty Panel Edge Finish

AB 2mm ABS Edgeband

See izzy+ colors at www.surfaceworks.us/finishes

4. Modesty Panel Bracket Finish

P431 Metallic Silver (P06) (std)	+ \$0
P623 Dover White (P07)	+ \$86
P348 Designer White	+ \$86
P300 Black (P10)	+ \$86
P411 Alloy (P11)	+ \$86

DEWEY TABLE OPTIONS & ACCESSORIES

Pricing

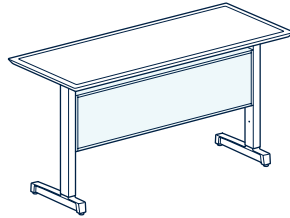
ALUMINUM FRAME MODESTY PANELS (TABLE OPTION)

EFFECTIVE MARCH 13, 2023:
add 18% to all list prices

EFFECTIVE OCT 3, 2022:
add 10% surcharge to all orders

Aluminum Frame Modesty Panel*

*note: factory installed option; must be ordered with table



PRODUCT DESCRIPTION	TABLE LENGTH	MODESTY PANEL LENGTH	LIST PRICE
MPL Aluminum Frame Modesty Panel Laminate Infill	36"	25"	\$289
	48"	37"	\$347
	54"	43"	\$407
	60"	49"	\$445
	66"	55"	\$473
	72"	61"	\$499
	84"	73"	\$556
MPA Aluminum Frame Modesty Panel Frosted Acrylic Infill	36"	25"	\$369
	48"	37"	\$427
	54"	43"	\$487
	60"	49"	\$525
	66"	55"	\$553
	72"	61"	\$579
	84"	73"	\$636

Available with the following rectangular C-Leg tables only: 29" fixed height, pin-height adjustable (27" - 33" range only), crank-height adjustable and Flip-Top. Factory installed option; must be ordered with table

1. Model Number

EX: MPA72

2. Modesty Panel Laminate Finish

(for laminate infill models)

Laminate matches the table top

C
O
K
C
0
0
2
0
4

DEWEY TABLE POWER



DEWEY TABLE POWER

Overview

POWER SOLUTION OPTIONS

Flexibility	On the Fly	Move About	Stay Put	Stay Put NYC
data*	N	N	Y	Y
electrician needed	N	N	Y	Y
cost	\$	\$\$	\$\$\$	\$\$\$

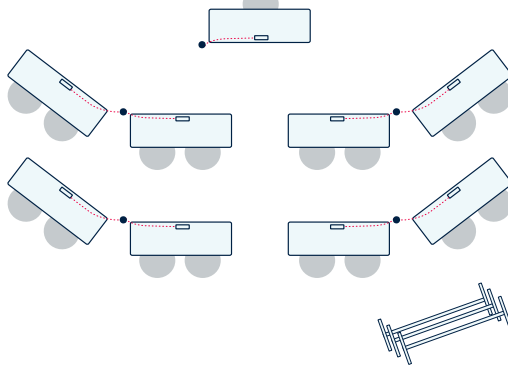
*Stay Put Power Data Trough Kit accommodates data configurations. Data jack adapters included. Customer provides data jacks and cording.

EFFECTIVE MARCH 13, 2023:
add 18% to all list prices

EFFECTIVE OCT 3, 2022:
add 10% surcharge to all orders

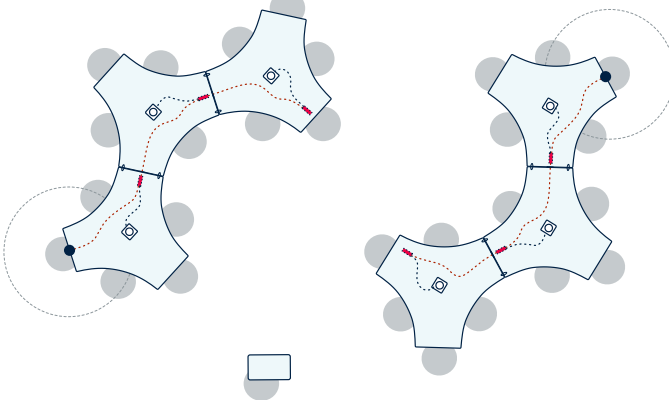
Three different types of power solutions are available. To select the best solution for the space or application, identify how different power needs impact configuration options. **Table-to-table power** requires ganging. Adding ganging and consecutively connected power minimizes flexibility.

On the Fly



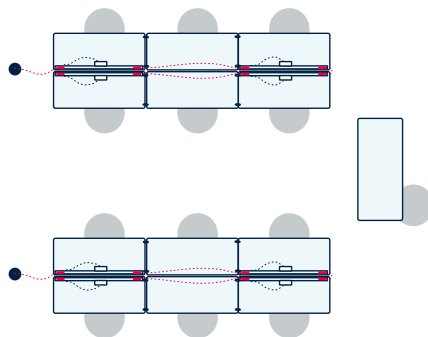
Highly mobile reconfigurations provide maximum flexibility and the option to reconfigure on the fly, sometimes multiple times per day. Select furniture with more flexibility and/or space saving features that flip or nest. Solutions include surface-mounted power modules that are easily plugged in to a floor receptacle, or no power at all.

Move About



Moderate reconfigurations focus on shifting teaching and learning methods with more furniture movement and moderate flexibility. The power solutions are easy and intuitive for the end user that requires minimal power and data requirements, with heavier focus on charging end user devices. Power components and ganging mechanisms are easier to disconnect (without tools) for occasional reconfiguration.

Stay Put



Stationary configurations with hardwired power troughs have less flexibility and often focus on traditional training applications (computer labs) with heavier technology, power, and data needs. Furniture may be moved for building maintenance. Limitations on power access locations (infeeds) may be present in the space. Stay Put NYC fully hardwired options are also available.

DEWEY TABLE POWER

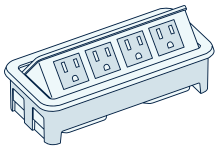
Specifications

POWER MODULES

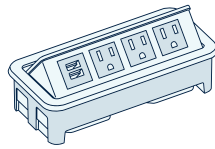
EFFECTIVE MARCH 13, 2023:
add 18% to all list prices

EFFECTIVE OCT 3, 2022:
add 10% surcharge to all orders

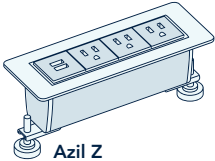
Training Table Power Modules



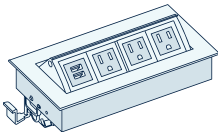
Nacre
4 Power



Nacre
3 Power, 1 Dual USB



Azil Z
3 Power, 1 Dual USB



Mho
3 Power, 1 Dual USB

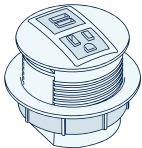
Nacre: 4 port, flip-up module.
Bezel size: 7.25" L x 3-5/16" W
Finishes: White or Black
Configurations: 4 receptacles, only available with On the Fly
 3 receptacles, 1 dual USB-charging (2amp)

Axil Z: 4 port, flush-mount module.
Bezel size: 8.125" L x 3" W
Finishes: White or Black
Configuration: 3 receptacles, 1 dual USB-charging (2amp)

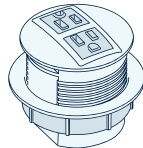
Mho: 4 port, flip-up module.
Bezel size: 8.3" L x 4-7/16" W
Finish: Silver Anodized Aluminum/Black trim
Configuration: 3 receptacles, 1 dual USB-charging (2amp)

NOTE: On the Fly and Stay Put power modules for rectangular tables have a standard 15amp, 72" L cord.

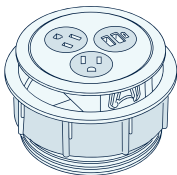
6-Top Table Power Modules



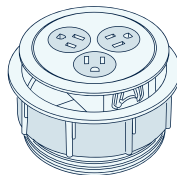
Node
1 Power, 1 Dual USB



Node
2 Power



Eclipse
2 Power, 1 Dual USB



Eclipse
3 Power

Node: 2 port, flush-mount module.
Bezel size: 4" diameter
Finish: Metallic Silver/Black trim
Configurations: 1 receptacle, 1 dual USB-charging (2amp)
 2 receptacles

Eclipse: 3 port, flush-mount module.
Bezel size: 5.5" diameter
Finishes: White or Black
Configurations: 2 receptacles, 1 dual USB-charging (2amp)
 3 receptacles

NOTE: On the Fly and Stay Put power modules for 6-Top tables have a standard 15amp, 120" L cord.

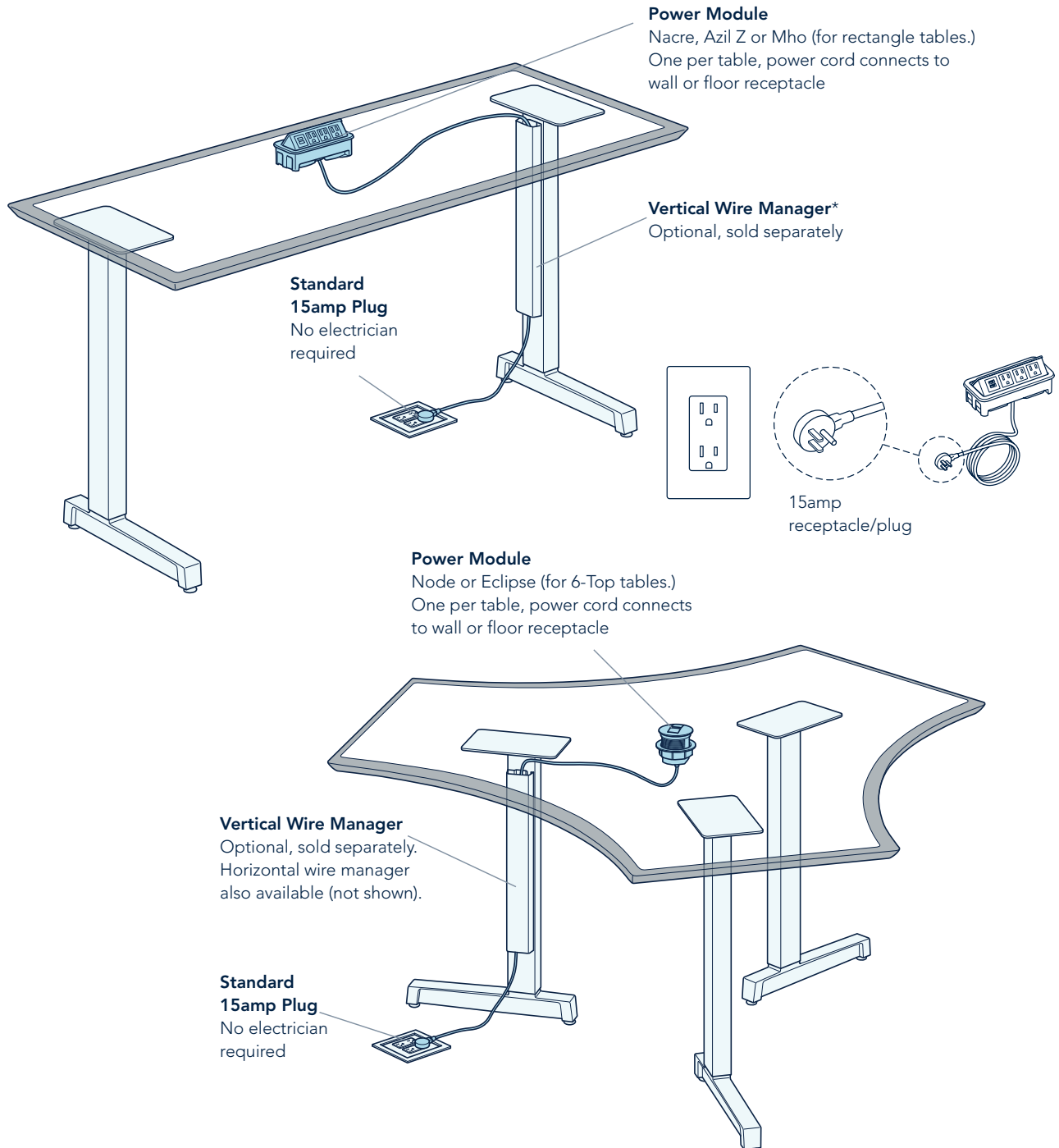
DEWEY "ON THE FLY" CORDED POWER Specifications

**EFFECTIVE MARCH 13, 2023:
add 18% to all list prices**

**EFFECTIVE OCT 3, 2022:
add 10% surcharge to all orders**

Corded power modules for maximum flexibility - reconfigure multiple times per day

Highly mobile reconfigurations provide maximum flexibility and the option to reconfigure on the fly, sometimes multiple times per day. Select furniture with more flexibility and/or space saving features that flip or nest. Solutions include surface-mounted power modules that are easily plugged in to a floor receptacle. On The Fly power modules are UL listed.



DEWEY "ON THE FLY" CORDED POWER

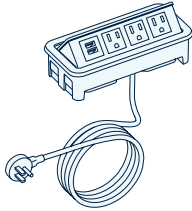
Pricing

POWER MODULES

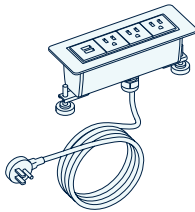
**EFFECTIVE MARCH 13, 2023:
add 18% to all list prices**

**EFFECTIVE OCT 3, 2022:
add 10% surcharge to all orders**

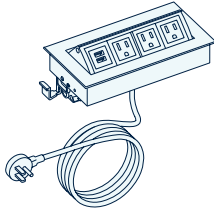
Nacre



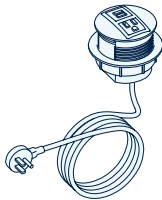
Axil Z



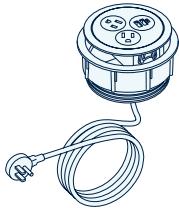
Mho



Node



Eclipse



PRODUCT DESCRIPTION	OPTION CODE	TABLE SHAPE	COLOR	MODEL #	LIST PRICE
Nacre 4 power 72" cord	i10a	rectangle	AV White	PWRi10aOF.AV	\$432
			C Black	PWRi10aOF.C	\$432
Nacre 3 power, 1 dual USB 72" cord	i10b	rectangle	AV White	PWRi10bOF.AV	\$536
			C Black	PWRi10bOF.C	\$536
Axil Z 3 power, 1 dual USB 72" cord	i20	rectangle	Z07 White	PWRi20OF.Z07	\$668
			Z06 Black	PWRi20OF.Z06	\$668
Mho 3 power, 1 dual USB 72" cord	i30	rectangle	EFA anodized aluminum w/gray windows & USB black simplex	PWRi30OF.EFA	\$698
Node 1 power, 1 dual USB 120" cord	i40a	6-Top	DZC metallic silver w/black simplex & USB inserts	PWRi40aOF.DZC	\$404
Node 2 power 120" cord	i40b	6-Top	DZC metallic silver w/black simplex & USB inserts	PWRi40bOF.DZC	\$279
Eclipse 2 power, 1 dual USB 120" cord	i50a	6-Top	Z130 black soft touch	PWRi50aOF.Z130	\$514
			Z131 white soft touch	PWRi50aOF.Z131	\$514
Eclipse 3 power 120" cord	i50b	6-Top	Z130 black soft touch	PWRi50bOF.Z130	\$396
			Z131 white soft touch	PWRi50bOF.Z131	\$396

Order one corded power module for each powered table.
Available on Training or 6-Top tables only.
Power modules are UL listed.

DEWEY "MOVE ABOUT" INTERLINK IQ POWER Specifications

EFFECTIVE MARCH 13, 2023:
add 18% to all list prices

EFFECTIVE OCT 3, 2022:
add 10% surcharge to all orders

Moderate flexibility for occasionally reconfigured applications

Focus on shifting teaching and learning methods with more furniture movement and moderate flexibility. The Interlink IQ® power solutions are easy and intuitive for the end user that requires minimal power and data requirements, with heavier focus on charging end user devices. Power components and ganging mechanisms are easier to disconnect (without tools) for occasional reconfiguration. UL recognized.

Pass-Through Connector Kit

Use to pass power through a non-powered table that is positioned between two powered tables, or to extend power between two power modules that are greater than 60" apart (counts as one module)

Flexible Ganging Bracket

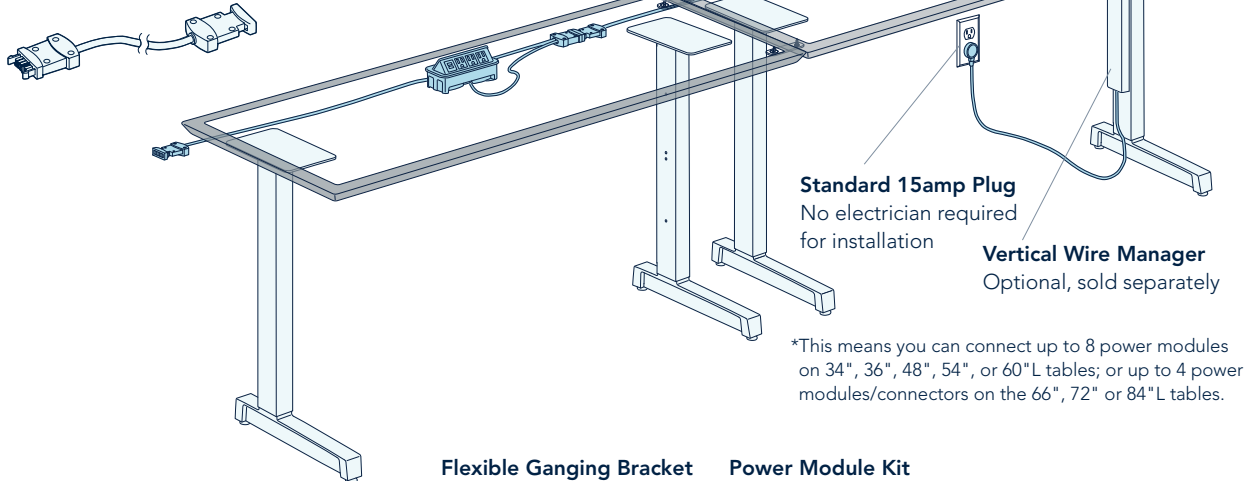
Pair required per table when distributing power between tables (included in Power Module and Pass-Through Connector Kits)

Power Module Kit

Nacre, Azil-Z or Mho
One per table, connects to Starter Box and consecutive table.
Wire Management Clips included (5 per package)

Starter Box

Connect up to 8 Power Modules and/or Pass-Through Connector Kits on one Starter Box*



Starter Box

Connect up to 8 Power Modules and/or Pass-Through Connector Kits on one Starter Box*

Flexible Ganging Bracket

Pair required per table when distributing power between tables (included in Power Module and Pass-Through Connector Kits)

Power Module Kit

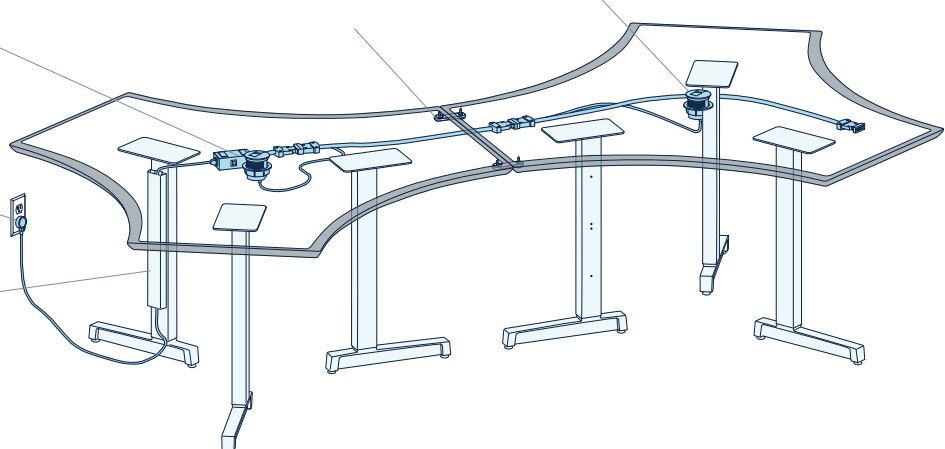
Node or Eclipse, one per table, connects to Starter Box and consecutive table.
Wire Management Clips included (5 per package)

Standard 15amp Plug

No electrician required

Vertical Wire Manager

Optional, sold separately

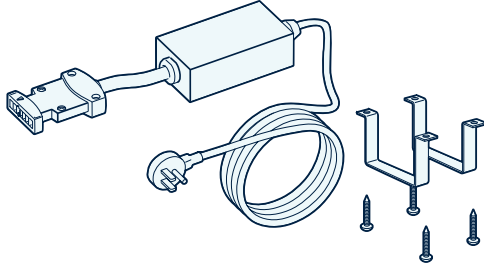


DEWEY "MOVE ABOUT" INTERLINK IQ POWER

Specifications

POWER COMPONENTS

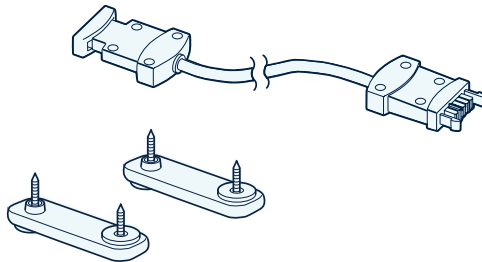
Starter Box and Bracket



Starter Box and Bracket brings power to tables with no electrician required. Order one starter box for each run/row of tables. Connect up to 8 Power Modules and/or Pass-Through Connectors on one Starter Box. The Starter Box replaces a traditional infeed with no electrician required. The standard 15amp plug is available in 72" and 120" cord lengths. UL recognized.

NOTE: The Starter Box monitors for the correct number of units. Once connected to power, the indicator light will be green. If more than 8 Power Modules or Pass-Through Connectors are plugged into the Starter Box, power will shut down and the indicator light will be red. To reset, disconnect the extra unit(s) and unplug the Starter Box from power for 15 seconds. Reconnect power to the Starter Box. The indicator light should be green. If the Starter Box is overloaded, the circuit breaker will trip and will have to be reset.

Pass-Through Connector Kit



Pass-Through Connector Kit is used to pass power through a non-powered table that is positioned between two powered tables. Available to accommodate tables from 36" to 84" in length. Includes Flexible Ganging Bracket pair. Counts as one unit towards the maximum of eight.

C
O
K
C
0
0
2
0
4

DEWEY "MOVE ABOUT" INTERLINK IQ POWER

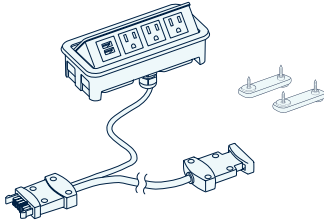
Pricing

POWER MODULES & COMPONENTS

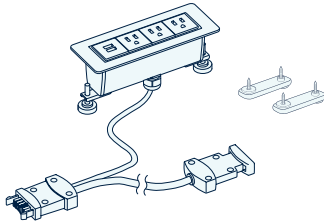
EFFECTIVE MARCH 13, 2023:
add 18% to all list prices

EFFECTIVE OCT 3, 2022:
add 10% surcharge to all orders

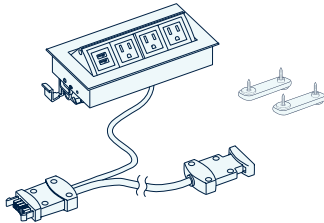
Nacre



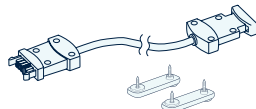
Axil Z



Mho



Pass-Through Connector Kit



NOTE: Use to pass power through a non-powered table that is positioned between two powered tables, or when the distance between units exceeds 60". Order one for each non-powered table.

PRODUCT DESCRIPTION	OPTION CODE	TABLE LENGTH	COLOR	MODEL #	LIST PRICE
Nacre 3 power, 1 dual USB 72" cord length + flex ganging brackets + wire management clips	i10b	36" to 60"	white high gloss	PWRi10MA60.AV	\$671
			black high gloss	PWRi10MA60.C	\$671
		66" to 84" (includes pass-through connector)	white high gloss	PWRi10MA84.AV	\$794
			black high gloss	PWRi10MA84.C	\$794
Axil Z 3 power, 1 dual USB 72" cord length + flex ganging brackets + wire management clips	i20	36" to 60"	white	PWRi20MA60.Z07	\$762
			black	PWRi20MA60.Z06	\$762
		66" to 84" (includes pass-through connector)	white	PWRi20MA84.Z07	\$878
			black	PWRi20MA84.Z06	\$878
Mho 3 power, 1 dual USB 72" cord length + flex ganging brackets + wire management clips	i30	36" to 60"	anodized aluminum	PWRi30MA60.EFA	\$781
		66" to 84" (includes pass-through connector)	anodized aluminum	PWRi30MA84.EFA	\$905
Pass-Through Connector Kit + flex ganging brackets + wire management clips		36"	black	PWRPASS36	\$187
		48"		PWRPASS48	\$193
		54" & 60"		PWRPASS60	\$196
		66" & 72"		PWRPASS72	\$300
		84"		PWRPASS84	\$308

DEWEY "MOVE ABOUT" INTERLINK IQ POWER

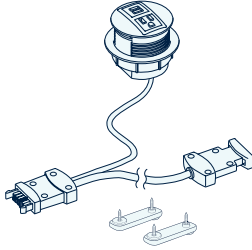
Pricing

POWER MODULES & COMPONENTS

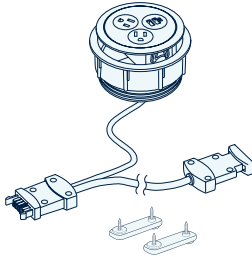
EFFECTIVE MARCH 13, 2023:
add 18% to all list prices

EFFECTIVE OCT 3, 2022:
add 10% surcharge to all orders

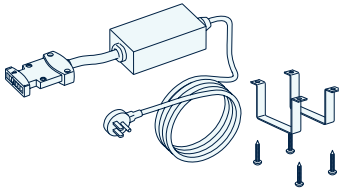
Node



Eclipse



Starter Box & Bracket Kit



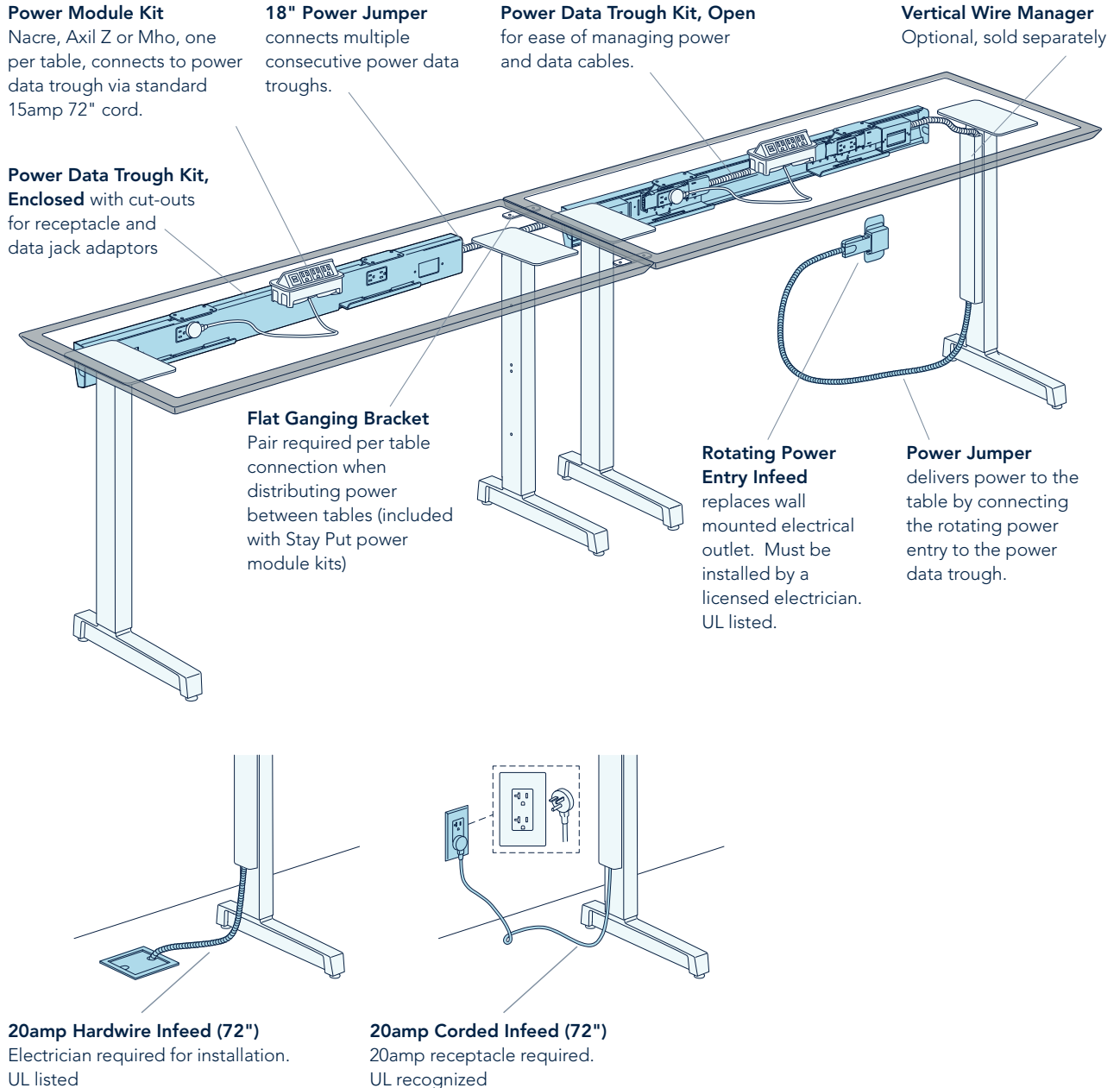
PRODUCT DESCRIPTION	OPTION CODE	TABLE TYPE	COLOR	MODEL #	LIST PRICE
Node 1 power, 1 dual USB 120" cord length + flex ganging brackets + wire management clips	i40a	6-Top Table Only	DZC metallic silver w/black trim	PWRi40aMA6T.DZC	\$590
Node 2 power 120" cord length + flex ganging brackets + wire management clips	i40b		DZC metallic silver w/black trim	PWRi40bMA6T.DZC	\$477
Eclipse 2 power, 1 dual USB 120" cord length + flex ganging brackets + wire management clips	i50a		Z130 black	PWRi50aMA6T.Z130	\$745
			Z131 white	PWRi50aMA6T.Z131	\$745
Eclipse 3 power 120" cord length + flex ganging brackets + wire management clips	i50b		Z130 black	PWRi50bMA6T.Z130	\$700
			Z131 white	PWRi50bMA6T.Z131	\$700
Starter Box & Bracket Kit 72" cord length				PWRSTART72	\$765
Starter Box & Bracket Kit 120" cord length				PWRSTART120	\$794

DEWEY "STAY PUT" HARDWIRED TROUGH POWER Specifications

EFFECTIVE MARCH 13, 2023:
add 18% to all list prices
EFFECTIVE OCT 3, 2022:
add 10% surcharge to all orders

Stay Put Stationary Configurations

Stationary configurations have less flexibility and often focus on traditional training applications (computer labs) with heavier technology, power, and data needs. Furniture may be moved for building maintenance. Limitations on power access locations (infeeds) may be present in the space. Available with rectangular training tables only.

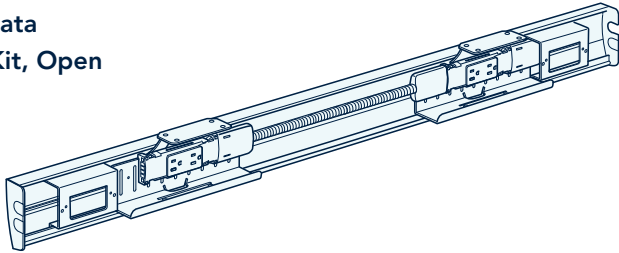


DEWEY "STAY PUT" HARDWIRED TROUGH POWER

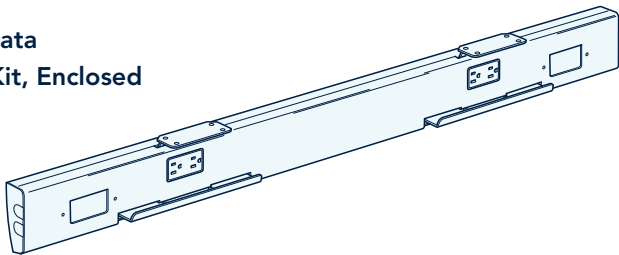
Specifications

POWER COMPONENTS

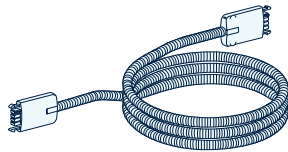
Power Data Trough Kit, Open



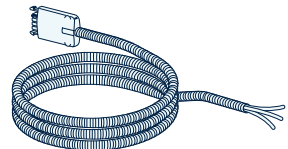
Power Data Trough Kit, Enclosed



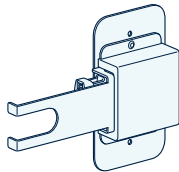
Power Jumper



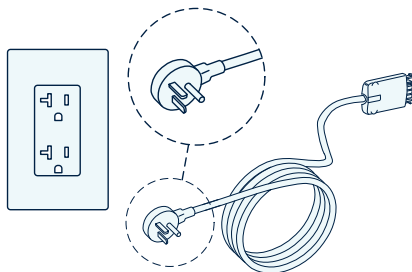
20amp Hardwire Infeed



Rotating Power Entry Infeed



20amp Corded Infeed



EFFECTIVE MARCH 13, 2023:
add 18% to all list prices

EFFECTIVE OCT 3, 2022:
add 10% surcharge to all orders

Power Data Trough Kit

Extruded aluminum trough mounts to underside of worksurface with 2 brackets, providing integrated wire management with power and data access. Trough includes 4 power outlets, two per side, as well as data outlets with voice/data adapter kit. Trough is available on tables with Aluminum Frame Modesty Panel, but not Worksurface-Mounted Modesty Panel. Also unavailable on flip-top tables. Available finishes include P06 silver, P07 white, P09 charcoal, P10 black, P11 alloy. Order one power data trough kit per table.

- Exterior faceplate design provides clean, modernist aesthetic and is available in finishes that match the leg
- Enclosed Power Data Trough Kit fastens to trough, providing tamper-proof solution
- Non-sequential functionality
- 4-wire available in one or two circuit power
- Extends full length of table

Power Jumpers: Connect multiple Power Data Trough Kits. Available in 18" (for consecutive power/data trough connections), 48" and 72" lengths (for non-consecutive power/data trough connections).

Power Infeed Options:

Infeed brings power to the Power Data Trough for each row of tables. One circuit recommended for up to 5 tables. Two circuit recommended for up to 10 tables. Flat bracket for ganging is required for table-to-table power connection and included with the power module kit specified.

20amp Hardwire Infeed: For one and two circuit. Provides traditional access to the building power source at the wall or floor (72"L). Power entry must be installed by licensed electrician. UL listed.

Rotating Power Entry Infeed: For one and two circuit. Replaces wall mounted electrical outlet with power component. Jumper (ordered separately) delivers power to table by connecting to rotating power entry. Order one infeed for each row/run of tables. Rotating Power Entry must be installed by licensed electrician. UL listed.

20amp Corded Infeed: For one circuit only. Allows Power Data Trough to be connected to 20amp wall or floor-mounted plug (72"L). UL recognized.

DEWEY "STAY PUT" HARDWIRED TROUGH POWER

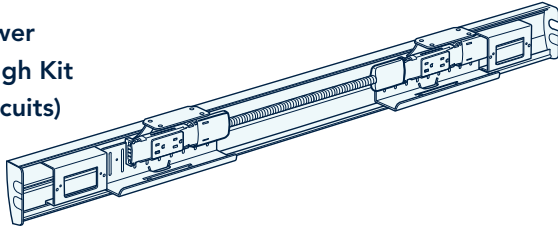
Pricing

POWER/DATA TROUGH KIT

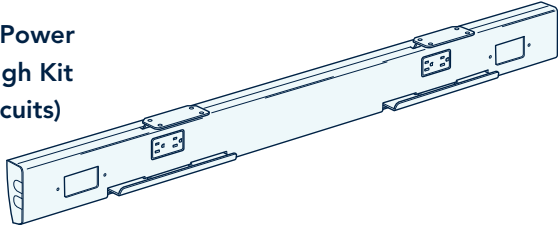
EFFECTIVE MARCH 13, 2023:
add 18% to all list prices

EFFECTIVE OCT 3, 2022:
add 10% surcharge to all orders


**Open Power
Data Trough Kit
(1 or 2 circuits)**



**Enclosed Power
Data Trough Kit
(1 or 2 circuits)**



**18" Power
Jumper**



PRODUCT DESCRIPTION	COLOR	LENGTH	MODEL # *	LIST PRICE
Open Power Data Trough Kit 1 circuit system (recommended for 1-5 tables)	Available in: P431 Metallic Silver P623 Dover White P348 Designer White P300 Black P411 Alloy	36"	RLNPWR136	\$451
		48"	RLNPWR148	\$476
		60"	RLNPWR160	\$512
		72"	RLNPWR172	\$571
Open Power Data Trough Kit 2 circuit system (recommended for 6-10 tables)		36"	RLNPWR236	\$481
		48"	RLNPWR248	\$505
		60"	RLNPWR260	\$541
		72"	RLNPWR272	\$601
Enclosed Power Data Trough Kit 1 circuit system (recommended for 1-5 tables)	Available in: P431 Metallic Silver P623 Dover White P348 Designer White P300 Black P411 Alloy	36"	RLNPWR136E	\$566
		48"	RLNPWR148E	\$590
		60"	RLNPWR160E	\$626
		72"	RLNPWR172E	\$686
Enclosed Power Data Trough Kit 2 circuit system (recommended for 6-10 tables)		36"	RLNPWR236E	\$596
		48"	RLNPWR248E	\$619
		60"	RLNPWR260E	\$655
		72"	RLNPWR272E	\$715
18" Power Jumper: connects multiple consecutive Power Data Trough Kits.		18"	RLNPWRP2P	\$73

*Append the color code to the end of the model number; i.e. "RLNPWR172E.P06"

DEWEY "STAY PUT" HARDWIRED TROUGH POWER

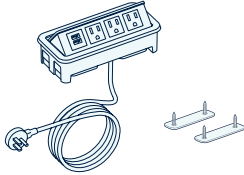
Pricing

STAY PUT POWER MODULES, POWER CONNECTION & JUMPERS

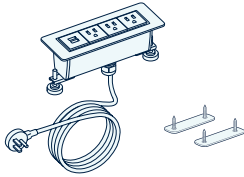
EFFECTIVE MARCH 13, 2023:
add 18% to all list prices

EFFECTIVE OCT 3, 2022:
add 10% surcharge to all orders

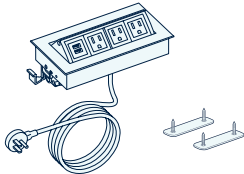
Nacre



Axil Z




Mho

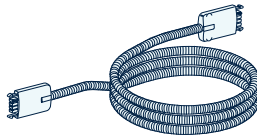


PRODUCT DESCRIPTION	OPTION CODE	COLOR	MODEL #	LIST PRICE
Nacre 3 power, 1 dual USB 72" cord length + 2 Flat Ganging Brackets	i10b	AV white	PWRi10SP.AV	\$549
		C black	PWRi10SP.C	\$549
Axil Z 3 power, 1 dual USB 72" cord length + 2 Flat Ganging Brackets	i20	Z07 white	PWRi20SP.Z07	\$662
		Z06 black	PWRi20SP.Z06	\$662
Mho 3 power, 1 dual USB 72" cord length + 2 Flat Ganging Brackets	i30	EFA silver anodized aluminum	PWRi30SP.EFA	\$686

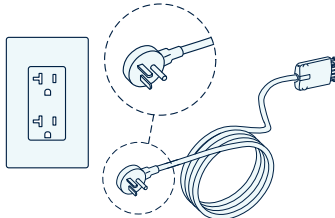
20amp Hardwire Infeed



Power Jumper



20amp Corded Infeed



PRODUCT DESCRIPTION	LENGTH	MODEL #	LIST PRICE
20amp Hardwire Infeed* For one and two circuit. Order one infeed for each row/run of tables.	72"	RLNPWRBHDW	\$151
Power Jumper Delivers power to table by connecting to rotating power entry infeed in wall to power data trough.	48"	RLNPWRJ48	\$91
	72"	RLNPWRJ72	\$115
20amp Corded Infeed* For one circuit only. Allows Power Data Trough to be connected to 20amp wall or floor-mounted plug. Order one infeed for each row/run of tables.	72"	RLNPWR1BREP	\$240

* Infeed brings power to the Power Data Trough for each row of tables. One circuit recommended for up to 5 tables. Two circuit recommended for up to 10 tables.

DEWEY "STAY PUT-NYC" FULLY HARDWIRED POWER Specifications

EFFECTIVE MARCH 13, 2023:
add 18% to all list prices

EFFECTIVE OCT 3, 2022:
add 10% surcharge to all orders

Stationary Hardwired Power for New York City Applications

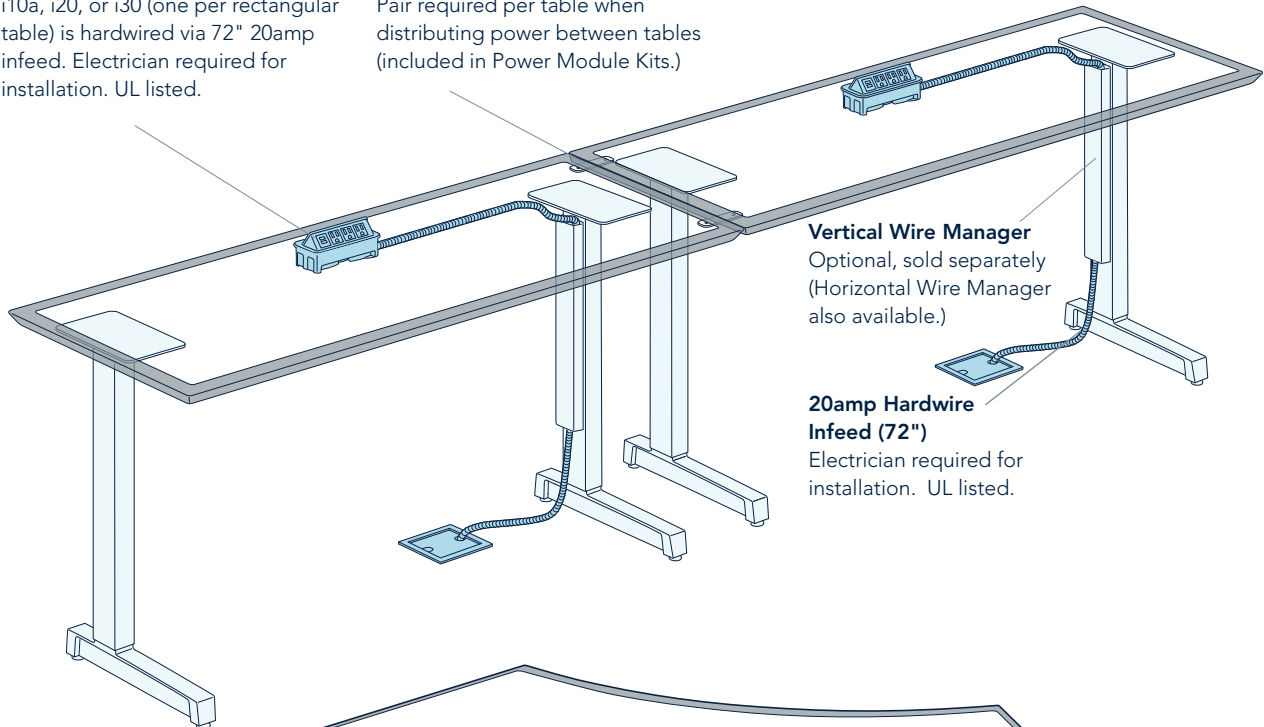
NYC Stationary hardwired power modules have less flexibility and often focus on traditional training applications (computer labs) with heavier technology, power, and data needs. Furniture may be moved for building maintenance. Limitations on power access locations (infeeds) may be present in the space. Available with training or 6-top tables.

Power Module Kit

i10a, i20, or i30 (one per rectangular table) is hardwired via 72" 20amp infeed. Electrician required for installation. UL listed.

Flat Ganging Bracket

Pair required per table when distributing power between tables (included in Power Module Kits.)



Vertical Wire Manager

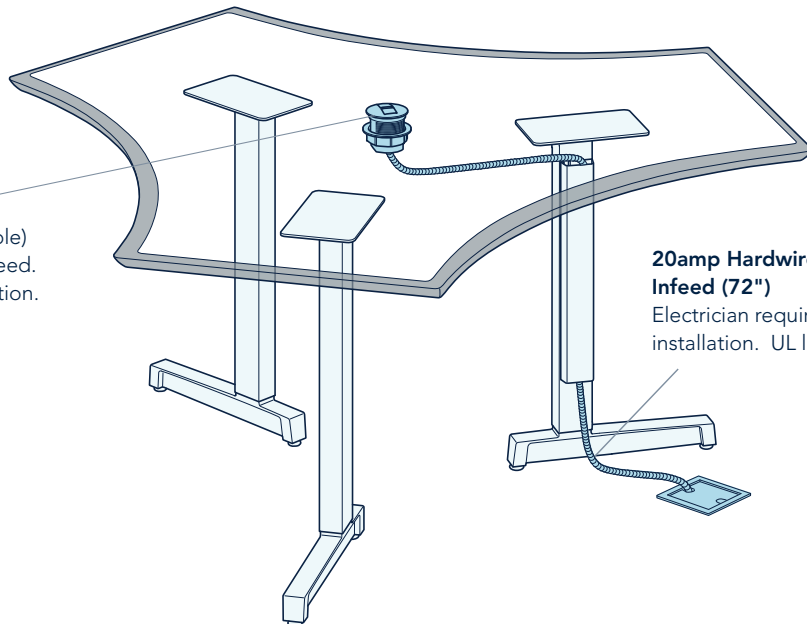
Optional, sold separately (Horizontal Wire Manager also available.)

20amp Hardwire Infeed (72")

Electrician required for installation. UL listed.

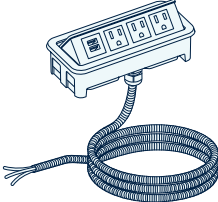
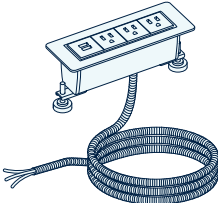
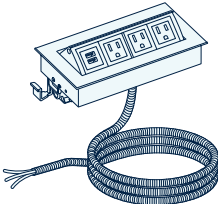
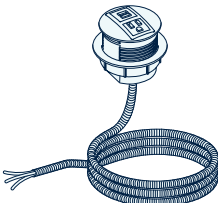
Power Module Kit

i40a or i40b (one per 6-top table) is hardwired via 72" 20amp infeed. Electrician required for installation. UL listed.



20amp Hardwire Infeed (72")

Electrician required for installation. UL listed.

DEWEY "STAY PUT-NYC" FULLY HARDWIRED POWER
Pricing
POWER MODULES
EFFECTIVE MARCH 13, 2023:
add 18% to all list prices
EFFECTIVE OCT 3, 2022:
add 10% surcharge to all orders
Nacre

Axil Z

Mho

Node


PRODUCT DESCRIPTION*	OPTION CODE	TABLE TYPE	COLOR	MODEL #	LIST PRICE
Nacre 3 power, 1 dual USB hardwired*	i10	Training	AV white	PWRi10HW.AV	\$643
			C black	PWRi10HW.C	\$643
Axil Z 3 power, 1 dual USB hardwired*	i20	Training	AV white	PWRi20HW.Z07	\$727
			C black	PWRi20HW.Z06	\$727
Mho 3 power, 1 dual USB hardwired*	i30	Training	EFA silver anodized aluminum	PWRi30HW.EFA	\$753
Node 1 power, 1 dual USB hardwired*	i40a	6-Top	DZC metallic silver w/black trim	PWRi40aHW.DZC	\$587
Node 2 power hardwired*	i40b	6-Top	DZC metallic silver w/black trim	PWRi40bHW.DZC	\$508

* An electrician is required to install the hardwired power modules.
Order one power module per table; available with Training and 6-Top tables only.
Infeeds and junction boxes are provided by the electrician.

C
O
K
C
O
O
2
0
4

DEWEY LECTERN & BUDDY



C
O
K
C
0
0
2
0
4

DEWEY LECTERN & BUDDY

Specifications

STANDARDS, TOPS, EDGES, GROMMET

EFFECTIVE MARCH 13, 2023:
add 18% to all list prices

EFFECTIVE OCT 3, 2022:
add 10% surcharge to all orders

Standards

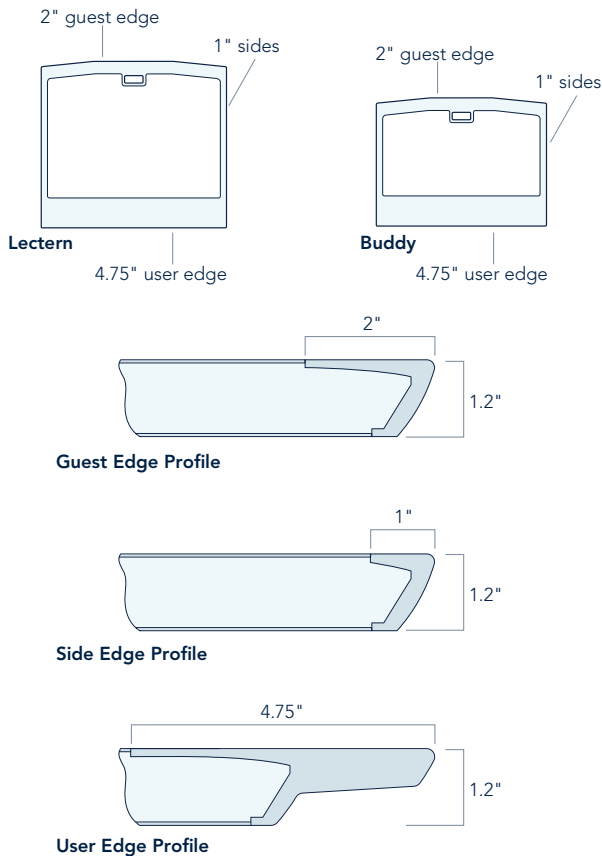
Meets or exceeds applicable ANSI/BIFMA durability and safety standards and is SCS Indoor Advantage Gold certified.

Tops

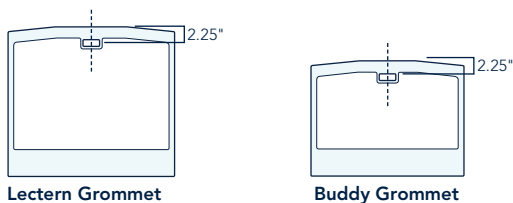
Dewey Lectern & Buddy tops are 1.2" overall thickness, constructed with high-pressure laminate, particle board core, edged and backed with moisture-resistant coverings to form a completely sealed outside surface. Grain direction runs length of top.

Edges

Urethane is standard edge material on all sides of Lectern and Buddy. Dimensions and profile of the urethane vary on all sides.



Grommet



Molded Urethane Grommet: Integrated urethane-molded grommets (3"L x 1.25"D) are standard with Lectern and Buddy tops. Urethane matches edge selection.

DEWEY LECTERN & BUDDY

Specifications

FRAME, GLIDES & CASTERS, HEIGHT ADJUSTMENT, MODESTY PANEL

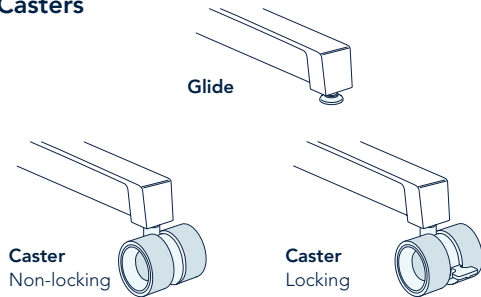
EFFECTIVE MARCH 13, 2023:
add 18% to all list prices

EFFECTIVE OCT 3, 2022:
add 10% surcharge to all orders

Frame Construction

Dewey Lectern Frames are Extruded aluminum with a cast aluminum foot.

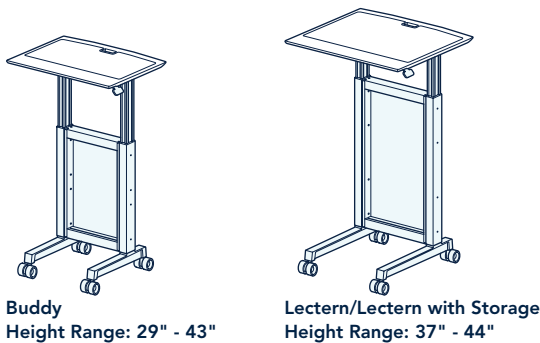
Glides & Casters



Casters (standard): 60mm dual wheel; each model contains two locking and two non-locking, Two-tone caster: charcoal with cool-grey interior.

Glides (optional): ¾" leveling for uneven floors. (reduces overall height by 2")

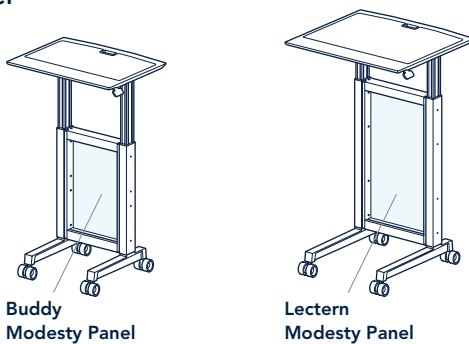
Height Adjustment



Height Adjustment: Pneumatic-activation lever for continuous height adjustment is located under the worksurface.

Lectern Height Adjustment	Pneumatic Height Range
Lectern	37" - 44"
Lectern with Storage	37" - 44"
Buddy	29" - 43"

Modesty Panel



Modesty Panel: Standard for Lectern, Buddy & Lectern with Storage, Modesty Panel is constructed with extruded aluminum frame with standard laminate infill (horizontal grain direction), or optional frosted acrylic infill.

DEWEY LECTERN & BUDDY

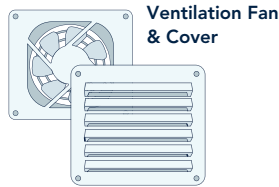
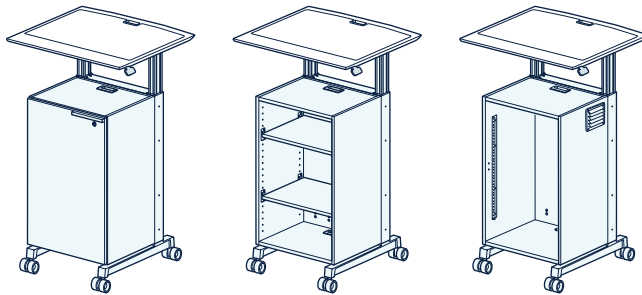
Specifications

STORAGE, FINISH SELECTION, SHIPPING

EFFECTIVE MARCH 13, 2023:
add 18% to all list prices

EFFECTIVE OCT 3, 2022:
add 10% surcharge to all orders

Lectern with Storage



Storage Cabinet: Lectern is available with a locking cabinet for storage and technology. Door pull matches leg finish selection. Black grommets (3.75"L x 1.75"D) installed on top and bottom of cabinet. Cabinet construction consists of 0.75" thermally-fused melamine case and door with coordinating edgeband. Doors are optionally available in 0.75" particle board core with high-pressure laminate and 2mm ABS edgeband. Grain direction is vertical. Standard with top grommets for wire management. Door hinges can be specified on either the left or right side. Storage cabinet comes standard with a lock. Buddy not available with storage.

Technology Storage Rack: Optional 19" wide technology storage rack accommodates 12 rack units (RU).

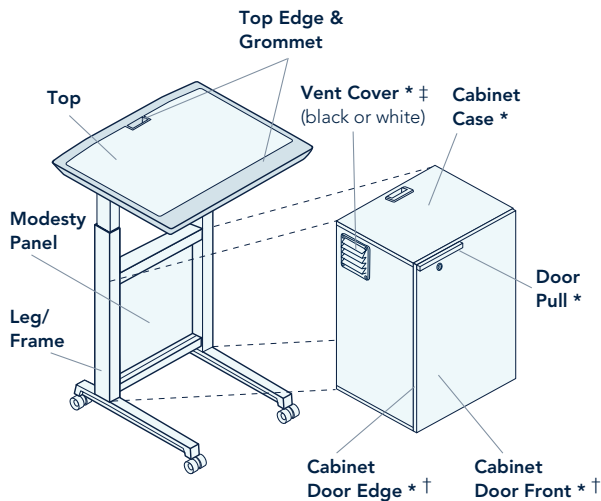
Cabinet dimensions:

Exterior: 20.4"W x 16"D x 30"H

Interior: 19.1"W x 15.4"D x 28.9"H

Ventilation Fan: Optional on Lectern with Storage cabinet. Ideal for venting cabinets and enclosures that contain electronics. Self-contained fan features a large, brushless fan for higher airflow, low noise and durability. When mounted, fan does not vibrate. Fan speed is adjustable. Ventilation fan cover available in white or black.

Finish Selection



Lectern Finish Selection: Finishes must be selected for up to 9 different components for Lectern, Buddy, and Lectern with Storage. See izzy+ colors at www.surfaceworks.us/finishes

Lectern & Buddy Finish Selection	Laminate	Melamine	Urethane	2mm ABS Edgeband	Frosted Acrylic (white)	Metal	Plastic (white or black)
Top	•						
Edge & Grommet (matching)			•				
Modesty Panel	• (std)				• (opt)		
Leg/Frame						•	
Cabinet Case *		•					
Cabinet Door Front *	• (opt)	• (std, same as case)					
Cabinet Door Edge * †				• (opt)			
Door Pull *						• (same as leg)	
Vent Fan Cover * ‡							•

* Lectern with Storage only
† select with optional laminate door only
‡ select with optional ventilation fan only

Shipping

Lectern & Buddy ship assembled. Lectern with Storage ships assembled on a skid with corner guards and shrink wrap. Cabinet will be individually wrapped and placed on skid between Lectern legs.

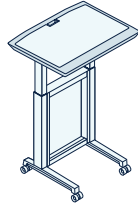
DEWEY LECTERN & BUDDY

Pricing

BUDDY, LECTERN, LECTERN W/STORAGE

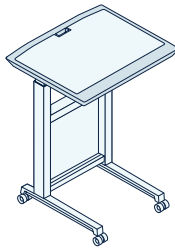
EFFECTIVE MARCH 13, 2023:
add 18% to all list prices
EFFECTIVE OCT 3, 2022:
add 10% surcharge to all orders

Buddy




DEPTH	LENGTH	OVERALL HEIGHT	WEIGHT	MODEL #	LIST PRICE
20"	27"	29"-43"	51 lb	RLNLECT2027	\$2,300

Lectern



DEPTH	LENGTH	OVERALL HEIGHT	WEIGHT	MODEL #	LIST PRICE
27"	30"	37"-44"	65 lb	RLNLECT2730	\$2,419

Lectern with Storage



DEPTH	LENGTH	OVERALL HEIGHT	WEIGHT	CABINET HINGE	MODEL #	LIST PRICE	LAMINATE CABINET DOOR
27"	30"	37"-44"	98 lb	left hinge	RLNLECT2730SL	\$3,719	+ \$203
	30"	37"-44"	98 lb	right hinge	RLNLECT2730SR	\$3,719	+ \$203

1. Model Number

ex: RLSH3060CHGM

2. Top Finish

Standard Laminate

Group 1 standard laminate

See izzy+ colors at www.surfaceworks.us/finishes

Non-Standard Laminate

Call customer service for a quote;
extended lead times may apply.

3. Top Edge/Grommet

Finish

Solid Urethane (edge and grommet are the same color)

See izzy+ colors at www.surfaceworks.us/finishes

4. Modesty Panel Finish

Laminate (std) see step 2

MA Frosted Acrylic (opt) + \$100

5. Leg/Frame & Pull Finish

P431 Metallic Silver (P06) (std) + \$0

P623 Dover White (P07) + \$86

P348 Designer White + \$86

P300 Black (P10) + \$86

P411 Alloy (P11) + \$86

6. Leg Options

CS casters (std) +\$0

GL glides (opt) +\$0

(height range will decrease by 2")

7. Cabinet Finish

(for lectern with storage)

Melamine Case & Door (std)

See izzy+ colors at www.surfaceworks.us/finishes
(choose one melamine color)

Laminate Door (optional)

See upcharge column above

See step 2 for color options
(case is melamine)

2mm ABS Edgeband

(choice available with laminate door only)

See izzy+ colors at www.surfaceworks.us/finishes

8. Cabinet Options

(for lectern with storage)

RK rack mount rails + \$217

for technology storage

LB vent/fan left, black + \$240

RB vent/fan right, black + \$240

LW vent/fan left, white + \$240

RW vent/fan right, white + \$240

C
O
K
C
O
O
2
0
4

DEWEY HELP DESK



C
O
K
C
0
0
2
0
4

DEWEY HELPDESK

Specifications

STANDARDS, TOP CONSTRUCTION, EDGES, GROMMETS

EFFECTIVE MARCH 13, 2023:
add 18% to all list prices

EFFECTIVE OCT 3, 2022:
add 10% surcharge to all orders

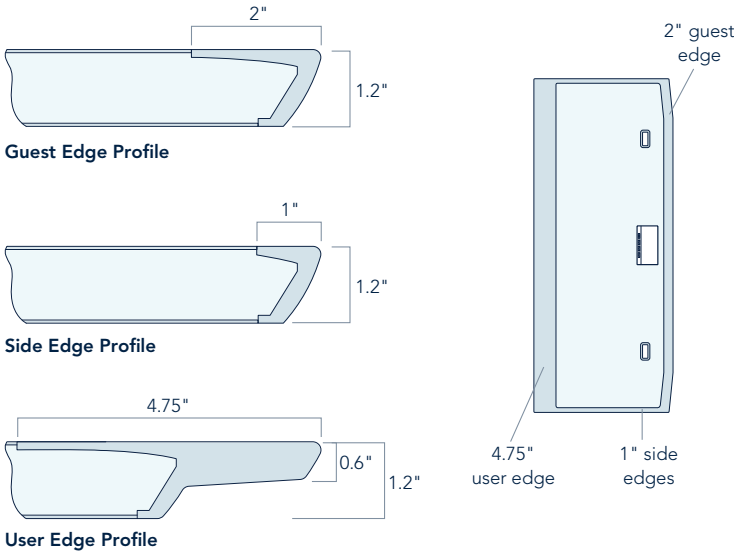
Standards

Meets or exceeds applicable ANSI/BIFMA durability and safety standards and is SCS Indoor Advantage Gold certified.

Top Construction

Dewey Helpdesk tops are 1.2" overall thickness, constructed with high-pressure laminate, particle board core, edged and backed with moisture-resistant coverings to form a completely sealed outside surface. Grain direction runs length of top.

Edges



Urethane is standard on all sides of Helpdesk. Dimensions and profile of the urethane vary per side.

Grommets



Each Helpdesk includes two Integrated **urethane-molded grommets** (3"L x 1.25"D) Urethane color matches edge color.

DEWEY HELPDESK

Specifications

LEG CONSTRUCTION, POWER MODULES, HEIGHT ADJUSTMENT, MODESTY PANEL

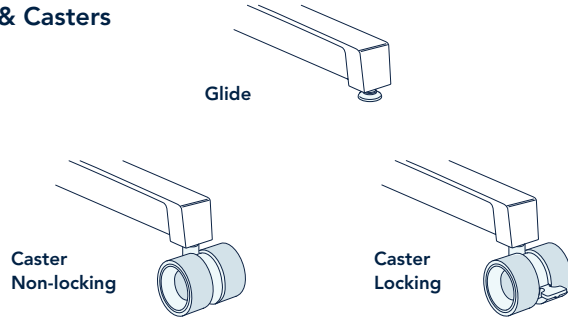
EFFECTIVE MARCH 13, 2023:
add 18% to all list prices

EFFECTIVE OCT 3, 2022:
add 10% surcharge to all orders

Leg Construction

Dewey Helpdesk legs are extruded aluminum with a cast aluminum foot.

Glides & Casters



Casters: (standard) 60mm dual wheel; each model comes with two locking and two non-locking casters, Two-tone caster: charcoal with cool-grey interior.

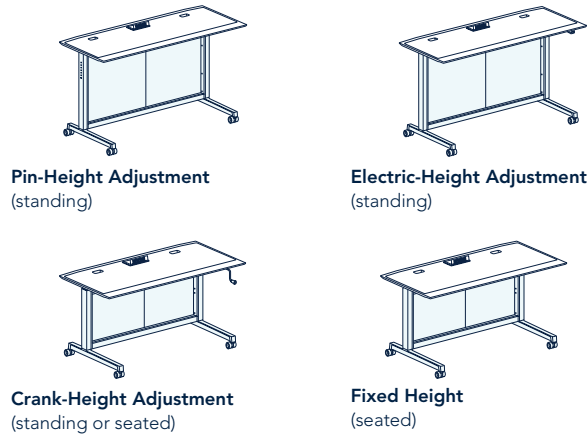
Glides: (optional) ¾" leveling for uneven floors. Glides decrease height range by 2"

Power Modules



Dewey Helpdesk comes standard with **Mho flip-up power module** with two power receptacles and two open data ports, or upgrade to three power receptacles and one dual USB. Power module closes when not in use. One power module per unit. Silver anodized aluminum finish and 120" power cord. UL listed.

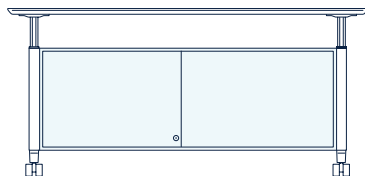
Height Options



Dewey Helpdesk is available in **Fixed height**, and **Pin**, **Crank**, or **Electric height adjustable**. Electric-height adjustment with easy push button control plugs into 15amp outlet. For Crank-height adjustable, 12 crank revolutions yield 1" of height adjustment.

Helpdesk Heights	Fixed Height	Pin Height Adjustable	Electric Height Adjustable	Crank Height Adjustable
Standing	n/a	36" - 42"	39" - 46"	37" - 47"
Seated	29"	n/a	n/a	27" - 37"

Aluminum Frame Slide-By Modesty Panel



Aluminum Frame Modesty Panel is standard for all Helpdesk models and is available in high pressure laminate (horizontal grain direction) or frosted acrylic infill. Slide-by design provides rear access to technology storage cabinets and ships standard with a lock.

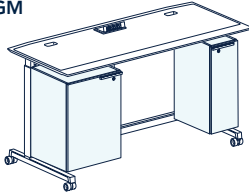
DEWEY HELPDESK

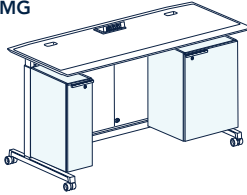
Specifications

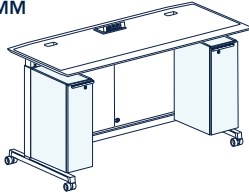
STORAGE CONFIGURATIONS

Storage Cabinet Configurations

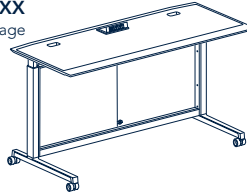
Style GM

large-L
small-R

Style MG

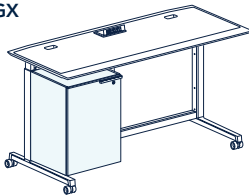
small-L
large-R

Style MM

small-L
small-R

Style XX

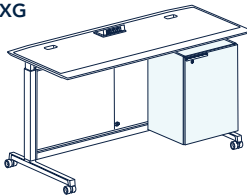
no storage


Style GX

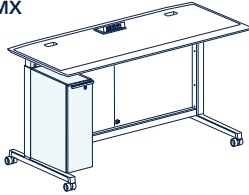
large-L


Style XG

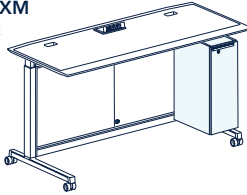
large-R


Style MX

small-L

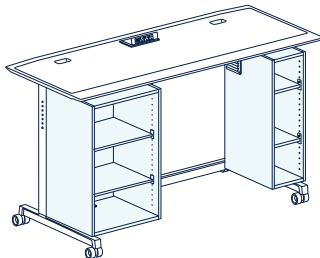

Style XM

small-R



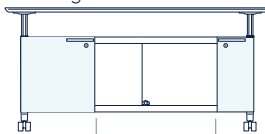
Interior

Cabinet View

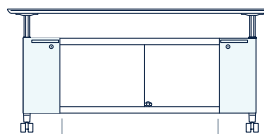


Cabinet Spacing

1 large & 1 small cabinet


60" L Helpdesk: 20"
72" L Helpdesk: 32"

2 small cabinets


60" L Helpdesk: 30"
72" L Helpdesk: 42"

Dewey Helpdesks are available with one or two locking cabinets, in size large or small, positioned either left or right; hinged according to position. Choose your storage preference among eight different pre-configured Helpdesk styles. Cabinet construction consists of 0.75" thermally-fused melamine case and door with coordinating edgeband. Doors are optionally available with high-pressure laminate and 2mm ABS edgeband. Laminate and melamine grain direction is vertical. Locked cabinets come standard with grommets for wire management and are keyed alike. Door pulls match leg finish selection.

Small Cabinet: Standard with two adjustable shelves. Black grommets (3.75"W x 1.75"D) installed on top and bottom and centered on the width and 1.5" from back of cabinet.

Small Cabinet dimensions - standing height

Exterior: 10"W x 18"D x 30"H
Interior: 8.6"W x 17.4"D x 28.75"H

Small Cabinet dimensions - seated height

Exterior: 10"W x 18"D x 20.5"H
Interior: 8.6"W x 17.3"D x 19.2"H

Large Cabinet: Standard with two adjustable shelves. Black grommets (3.75"L x 1.75"D) installed on top and bottom and centered on the width and 1.5" from back of cabinet.

Large Cabinet dimensions - standing height

Exterior: 20.4"W x 18"D x 30"H
Interior: 19.1"W x 17.4"D x 28.75"H

Large Cabinet dimensions - seated height

Exterior: 20.4"W x 18"D x 20.5"H
Interior: 19.1"W x 17.4"D x 19.2"H

Space between 1 large & 1 small cabinet (Styles MG & GM)

60" Helpdesk: 20" opening
72" Helpdesk: 32" opening

Space between 2 small cabinets (Style MM)

60" Helpdesk: 30" opening
72" Helpdesk: 42" opening

NOTE: 2 large cabinets cannot be configured on one Helpdesk.

DEWEY HELPDESK

Specifications

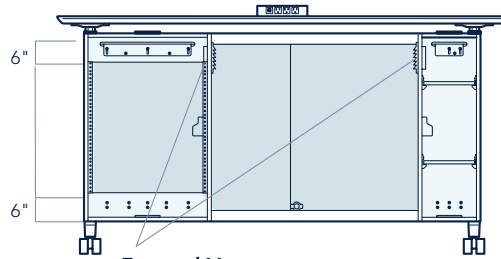
TECHNOLOGY STORAGE, FINISH SELECTION, SHIPPING

EFFECTIVE MARCH 13, 2023:
add 18% to all list prices

EFFECTIVE OCT 3, 2022:
add 10% surcharge to all orders

Technology Storage Options

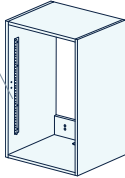
Rail Height:
seated, 16"H
standing, 22"H



Fan and Vent:

When ambient temperature reaches 88 degrees inside the cabinet, the regulator sends a signal to turn on the fan motor.

Technology
Storage Rack

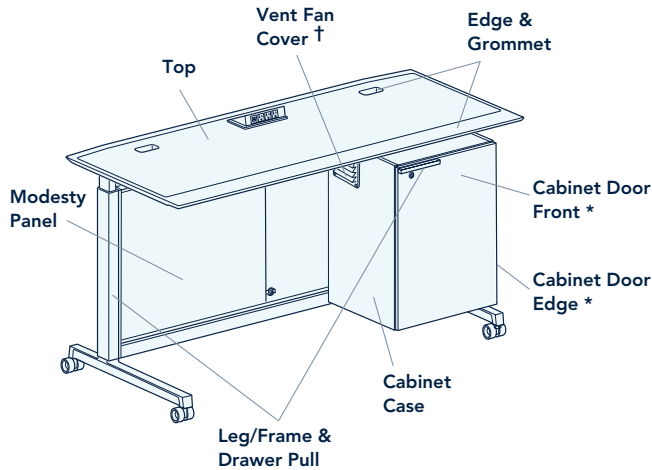


Technology Storage Rack: Optional 19" wide technology storage rack (available with large cabinet only) accommodates 12 rack units (RU) on standing height models and 6 rack units (RU) on seated height models. Back side of cabinet is open to provide access to racked technology.

Ventilation Fan: The self-contained ventilation fan is ideal option for venting cabinets and enclosures that contain electronics, featuring a large, brushless fan for higher airflow, low noise and long life. When mounted, the fan does not vibrate. When the ambient temperature reaches 88 degrees inside the cabinet, the regulator sends a signal to turn on the fan motor. Fan speed is adjustable. Ventilation fan cover is available in white or black.

Storage Cabinet Options	Cabinet	Storage Only	Vent Fan	Tech Rack	Tech Rack & Vent Fan
Standing	small	yes	yes	n/a	n/a
	large	yes	yes	yes	yes
Seated	small	yes	yes	n/a	n/a
	large	yes	yes	yes	yes

Finish Selection



Helpdesk Finish Selection: Depending on the specific model and style configuration, up to nine different Dewey Helpdesk components require finish selections.

See izzy+ colors at www.surfaceworks.us/finishes

Helpdesk Finish Selection	Laminate	Melamine	Urethane	2mm ABS Edgeband	Frosted Acrylic (white)	Metal	Plastic (white or black)
Top	•						
Edge & Grommet (matching)			•				
Modesty Panel	• (std)				• (opt)		
Leg/Frame						•	
Cabinet Case		•					
Cabinet Door Front *	• (opt)	• (same as case)					
Cabinet Door Edge *				• (opt)			
Door Pull						• (same as leg)	
Vent Fan Cover †							•

* select if optional laminate door is specified
† select if optional ventilation fan is specified

Shipping

Helpdesk ships assembled on a skid with corner guards and shrink wrap. Cabinets will be individually wrapped and placed on skid between Helpdesk legs.

DEWEY HELPDESK

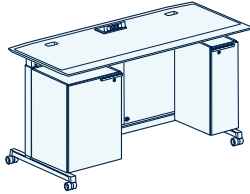
Pricing

STYLE GM: LARGE CABINET-LEFT / SMALL CABINET-RIGHT

EFFECTIVE MARCH 13, 2023:
add 18% to all list prices

EFFECTIVE OCT 3, 2022:
add 10% surcharge to all orders

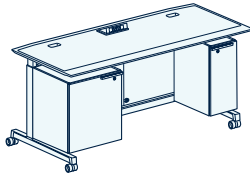
GM: Standing Height



PRODUCT DESCRIPTION	DEPTH	LENGTH	OVERALL HEIGHT	WEIGHT	HEIGHT ADJUSTMENT TYPE	MODEL #	LIST PRICE	LAMINATE CABINET DOORS
helpdesk standing height	30"	60"	36-42"	215 lb	pin	RLND3060PHGM	\$4,365	+ \$289
			39-46"	223 lb	electric	RLND3060EHGM	\$5,742	+ \$289
			37-47"	221 lb	crank *	RLND3060CHGM	\$5,330	+ \$289
style GM large cabinet-L small cabinet-R	30"	72"	36-42"	232 lb	pin	RLND3072PHGM	\$4,827	+ \$289
			39-46"	240 lb	electric	RLND3072EHGM	\$6,202	+ \$289
			37-47"	238 lb	crank *	RLND3072CHGM	\$5,792	+ \$289

* 12 crank revolutions yield 1" of height adjustment.

GM: Seated Height



PRODUCT DESCRIPTION	DEPTH	LENGTH	OVERALL HEIGHT	WEIGHT	HEIGHT ADJUSTMENT TYPE	MODEL #	LIST PRICE	LAMINATE CABINET DOORS
helpdesk seated height	30"	60"	29"	183 lb	fixed	RLSH3060FHGM	\$4,188	+ \$289
			27-37"	192 lb	crank *	RLSH3060CHGM	\$5,164	+ \$289
style GM large cabinet-L small cabinet-R	30"	72"	29"	196 lb	fixed	RLSH3072FHGM	\$4,650	+ \$289
			27-37"	209 lb	crank *	RLSH3072CHGM	\$5,612	+ \$289

* 12 crank revolutions yield 1" of height adjustment.

1. Model Number

ex: RLSH3060CHGM

2. Top Finish

Standard Laminate

Group 1 standard laminate

See izzy+ colors at www.surfaceworks.us/finishes

Non-Standard Laminate

Call customer service for a quote;
extended lead times may apply.

3. Top Edge

& Grommet Finish

Solid Urethane (edge and grommet are the same color)

See izzy+ colors at www.surfaceworks.us/finishes

4. Modesty Panel Finish

Laminate (std) see step 2

Frosted Acrylic (opt)

MA1 seated height + \$198

MA2 standing height + \$377

5. Leg & Pull Finish

P431 Metallic Silver (P06) (std) + \$0

P623 Dover White (P07) + \$86

P348 Designer White + \$86

P300 Black (P10) + \$86

P411 Alloy (P11) + \$86

6. Leg Options

CS casters (std) + \$0

GL glides (opt) + \$0

(height range will decrease by 2")

7. Cabinet Finish

Melamine Cases & Doors (std)

See izzy+ colors at www.surfaceworks.us/finishes
(choose one melamine color)

Laminate Doors (opt)

See upcharge column above

See step 2 for color options
(case is melamine)

2mm ABS Edgeband

(choice available with laminate door only)

See izzy+ colors at www.surfaceworks.us/finishes

8. Large Cabinet Options

GK technology rack + \$217

GB vent fan - black + \$240

GW vent fan - white + \$240

9. Small Cabinet Options

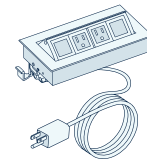
MB vent fan - black + \$240

MW vent fan - white + \$240

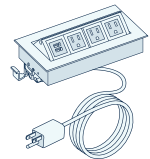
10. Power Options

PU Mho 2-pwr/2-open (std) + \$0

P3 Mho 3-pwr/1 dual USB (opt) + \$120



Mho
2-power/2-open



Mho
3-power/1 dual USB

DEWEY HELPDESK

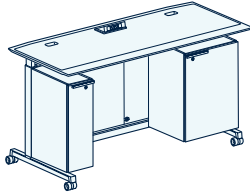
Pricing

STYLE MG: SMALL CABINET-LEFT / LARGE CABINET-RIGHT

EFFECTIVE MARCH 13, 2023:
add 18% to all list prices

EFFECTIVE OCT 3, 2022:
add 10% surcharge to all orders

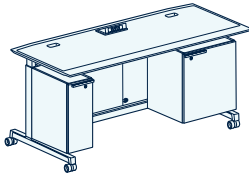
MG: Standing Height



PRODUCT DESCRIPTION	DEPTH	LENGTH	OVERALL HEIGHT	WEIGHT	HEIGHT ADJUSTMENT TYPE	MODEL #	LIST PRICE	LAMINATE CABINET DOORS
helpdesk standing height	30"	60"	36-42"	215 lb	pin	RLND3060PHMG	\$4,365	+ \$289
			39-46"	223 lb	electric	RLND3060EHMG	\$5,742	+ \$289
			37-47"	221 lb	crank *	RLND3060CHMG	\$5,330	+ \$289
style MG small cabinet-L large cabinet-R	30"	72"	36-42"	232 lb	pin	RLND3072PHMG	\$4,827	+ \$289
			39-46"	240 lb	electric	RLND3072EHMG	\$6,202	+ \$289
			37-47"	238 lb	crank *	RLND3072CHMG	\$5,158	+ \$289

* 12 crank revolutions yield 1" of height adjustment.

MG: Seated Height



PRODUCT DESCRIPTION	DEPTH	LENGTH	OVERALL HEIGHT	WEIGHT	HEIGHT ADJUSTMENT TYPE	MODEL #	LIST PRICE	LAMINATE CABINET DOORS
helpdesk seated height	30"	60"	29"	183 lb	fixed	RLSH3060FHMG	\$4,188	+ \$289
			27-37"	192 lb	crank *	RLSH3060CHMG	\$5,164	+ \$289
style MG small cabinet-L large cabinet-R	30"	72"	29"	196 lb	fixed	RLSH3072FHMG	\$4,650	+ \$289
			27-37"	209 lb	crank *	RLSH3072CHMG	\$5,612	+ \$289

* 12 crank revolutions yield 1" of height adjustment.

1. Model Number

ex: RLND3072PHMG

2. Top Finish

Standard Laminate

Group 1 standard laminate

See izzy+ colors at www.surfaceworks.us/finishes

Non-Standard Laminate

Call customer service for a quote;
extended lead times may apply.

3. Top Edge

& Grommet Finish

Solid Urethane (edge and grommet are the same color)

See izzy+ colors at www.surfaceworks.us/finishes

4. Modesty Panel Finish

Laminate (std) see step 2

Frosted Acrylic (opt)

MA1 seated height + \$198

MA2 standing height + \$377

5. Leg & Pull Finish

P431 Metallic Silver (P06) (std) + \$0

P623 Dover White (P07) + \$86

P348 Designer White + \$86

P300 Black (P10) + \$86

P411 Alloy (P11) + \$86

6. Leg Options

CS casters (std) + \$0

GL glides (opt) + \$0

(height range will decrease by 2")

7. Cabinet Finish

Melamine Cases & Doors (std)

See izzy+ colors at www.surfaceworks.us/finishes
(choose one melamine color)

Laminate Doors (opt)

See upcharge column above

See step 2 for color options

(case is melamine)

2mm ABS Edgeband

(choice available with laminate door only)

See izzy+ colors at www.surfaceworks.us/finishes

8. Large Cabinet Options

GK technology rack + \$217

GB vent fan - black + \$240

GW vent fan - white + \$240

9. Small Cabinet Options

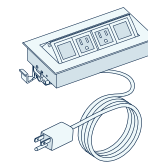
MB vent fan - black + \$240

MW vent fan - white + \$240

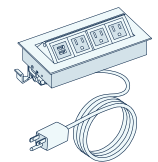
10. Power Options

PU Mho 2-pwr/2-open (std) + \$0

P3 Mho 3-pwr/1 dual USB (opt) + \$120



Mho
2-power/2-open



Mho
3-power/1 dual USB

DEWEY HELPDESK

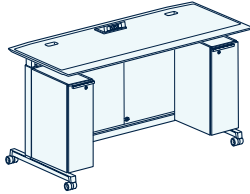
Pricing

STYLE MM: SMALL CABINET-LEFT, SMALL CABINET-RIGHT

EFFECTIVE MARCH 13, 2023:
add 18% to all list prices

EFFECTIVE OCT 3, 2022:
add 10% surcharge to all orders

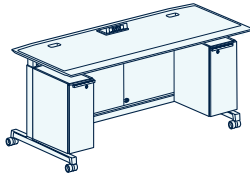
MM: Standing Height



PRODUCT DESCRIPTION	DEPTH	LENGTH	OVERALL HEIGHT	WEIGHT	HEIGHT ADJUSTMENT TYPE	MODEL #	LIST PRICE	LAMINATE CABINET DOORS
helpdesk standing height	30"	60"	36-42"	195 lb	pin	RLND3060PHMM	\$4,227	+ \$289
			39-46"	203 lb	electric	RLND3060EHMM	\$5,604	+ \$289
			37-47"	201 lb	crank *	RLND3060CHMM	\$5,192	+ \$289
style MM small cabinet-L small cabinet-R		72"	36-42"	212 lb	pin	RLND3072PHMM	\$4,689	+ \$289
			39-46"	220 lb	electric	RLND3072EHMM	\$6,064	+ \$289
			37-47"	218 lb	crank *	RLND3072CHMM	\$5,654	+ \$289

* 12 crank revolutions yield 1" of height adjustment.

MM: Seated Height



PRODUCT DESCRIPTION	DEPTH	LENGTH	OVERALL HEIGHT	WEIGHT	HEIGHT ADJUSTMENT TYPE	MODEL #	LIST PRICE	LAMINATE CABINET DOORS
helpdesk seated height	30"	60"	29"	179 lb	fixed	RLSH3060FHMM	\$3,577	+ \$289
			27-37"	188 lb	crank *	RLSH3060CHMM	\$5,032	+ \$289
style MM small cabinet-L small cabinet-R		72"	29"	192 lb	fixed	RLSH3072FHMM	\$4,039	+ \$289
			27-37"	205 lb	crank *	RLSH3072CHMM	\$5,480	+ \$289

* 12 crank revolutions yield 1" of height adjustment.

1. Model Number

ex: RLSH3060CHMM

2. Top Finish

Standard Laminate

Group 1 standard laminate

See izzy+ colors at www.surfaceworks.us/finishes

Non-Standard Laminate

Call customer service for a quote;
extended lead times may apply.

3. Top Edge

& Grommet Finish

Solid Urethane (edge and grommet are the same color)

See izzy+ colors at www.surfaceworks.us/finishes

4. Modesty Panel Finish

Laminate (std)

see step 2

Frosted Acrylic (opt)

MA1 seated height + \$198

MA2 standing height + \$377

5. Leg & Pull Finish

P431 Metallic Silver (P06) (std) + \$0

P623 Dover White (P07) + \$86

P348 Designer White + \$86

P300 Black (P10) + \$86

P411 Alloy (P11) + \$86

6. Leg Options

CS casters (std) + \$0

GL glides (opt) + \$0

(height range will decrease by 2")

7. Cabinet Finish

Melamine Cases & Doors (std)

See izzy+ colors at www.surfaceworks.us/finishes
(choose one melamine color)

Laminate Door (opt)

See upcharge column above

See step 2 for color options
(case is melamine)

2mm ABS Edgeband

(choice available with laminate door only)

See izzy+ colors at www.surfaceworks.us/finishes

8. Small Cabinet-Left Options

MB vent fan - black + \$240

MW vent fan - white + \$240

9. Small Cabinet-Right Options

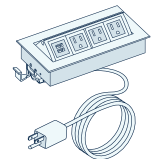
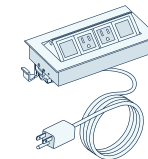
MB vent fan - black + \$240

MW vent fan - white + \$240

10. Power Options

PU Mho 2-pwr/2-open (std) + \$0

P3 Mho 3-pwr/1 dual USB (opt) + \$120



Mho
2-power/2-open

Mho
3-power/1 dual USB

DEWEY HELPDESK

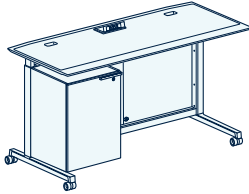
Pricing

STYLE GX: LARGE CABINET-LEFT

EFFECTIVE MARCH 13, 2023:
add 18% to all list prices

EFFECTIVE OCT 3, 2022:
add 10% surcharge to all orders

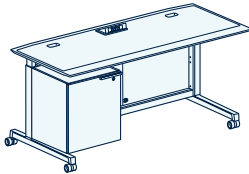
GX: Standing Height



PRODUCT DESCRIPTION	DEPTH	LENGTH	OVERALL HEIGHT	WEIGHT	HEIGHT ADJUSTMENT TYPE	MODEL #	LIST PRICE	LAMINATE CABINET DOOR
helpdesk standing height style GX large cabinet-L	30"	60"	36-42"	175 lb	pin	RLND3060PHGX	\$3,869	+ \$203
			39-46"	183 lb	electric	RLND3060EHGX	\$5,247	+ \$203
			37-47"	181 lb	crank *	RLND3060CHGX	\$4,834	+ \$203
	72"	72"	36-42"	192 lb	pin	RLND3072PHGX	\$4,331	+ \$203
			39-46"	200 lb	electric	RLND3072EHGX	\$5,706	+ \$203
			37-47"	198 lb	crank *	RLND3072CHGX	\$5,296	+ \$203

* 12 crank revolutions yield 1" of height adjustment.

GX: Seated Height



PRODUCT DESCRIPTION	DEPTH	LENGTH	OVERALL HEIGHT	WEIGHT	HEIGHT ADJUSTMENT TYPE	MODEL #	LIST PRICE	LAMINATE CABINET DOOR
helpdesk seated height style GX large cabinet-L	30"	60"	29"	151 lb	fixed	RLSH3060FHGX	\$3,709	+ \$203
			27-37"	160 lb	crank *	RLSH3060CHGX	\$4,685	+ \$203
	72"	72"	29"	164 lb	fixed	RLSH3072FHGX	\$4,171	+ \$203
			27-37"	177 lb	crank *	RLSH3072CHGX	\$5,133	+ \$203

* 12 crank revolutions yield 1" of height adjustment.

1. Model Number

ex: RLSH3060CHGM

2. Top Finish

Standard Laminate

Group 1 standard laminate

See izzy+ colors at www.surfaceworks.us/finishes

Non-Standard Laminate

Call customer service for a quote;
extended lead times may apply.

3. Top Edge

& Grommet Finish

Solid Urethane (edge and grommet are the same color)

See izzy+ colors at www.surfaceworks.us/finishes

4. Modesty Panel Finish

Laminate (std)

see step 2

Frosted Acrylic (opt)

MA1 seated height + \$198

MA2 standing height + \$377

5. Leg & Pull Finish

P431 Metallic Silver (P06) (std) + \$0

P623 Dover White (P07) + \$86

P348 Designer White + \$86

P300 Black (P10) + \$86

P411 Alloy (P11) + \$86

6. Leg Options

CS casters (std) +\$0

GL glides (opt) +\$0

(height range will decrease by 2")

7. Cabinet Finish

Melamine Case & Door (std)

See izzy+ colors at www.surfaceworks.us/finishes
(choose one melamine color)

Laminate Door (opt)

See upcharge column above

See step 2 for color options
(case is melamine)

2mm ABS Edgeband

(choice available with laminate door only)

See izzy+ colors at www.surfaceworks.us/finishes

8. Large Cabinet Options

GK technology rack + \$217

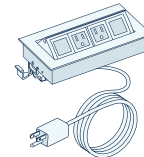
GB vent fan - black + \$240

GW vent fan - white + \$240

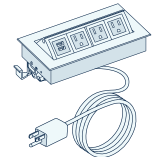
10. Power Options

PU Mho 2-pwr/2-open (std) + \$0

P3 Mho 3-pwr/1 dual USB (opt) + \$120



PU
2-power/2-open



P3
3-power/1 dual USB

DEWEY HELPDESK

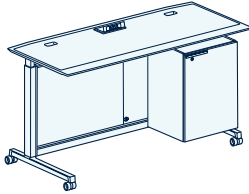
Pricing

STYLE XG: LARGE CABINET-RIGHT

EFFECTIVE MARCH 13, 2023:
add 18% to all list prices

EFFECTIVE OCT 3, 2022:
add 10% surcharge to all orders

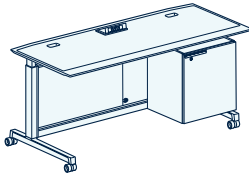
XG: Standing Height



PRODUCT DESCRIPTION	DEPTH	LENGTH	OVERALL HEIGHT	WEIGHT	HEIGHT ADJUSTMENT TYPE	MODEL #	LIST PRICE	LAMINATE CABINET DOOR
helpdesk standing height style XG large cabinet-R	30"	60"	36-42"	175 lb	pin	RLND3060PHXG	\$3,869	+ \$203
			39-46"	183 lb	electric	RLND3060EHXG	\$5,247	+ \$203
			37-47"	181 lb	crank *	RLND3060CHXG	\$4,834	+ \$203
		72"	36-42"	192 lb	pin	RLND3072PHXG	\$4,331	+ \$203
			39-46"	200 lb	electric	RLND3072EHXG	\$5,706	+ \$203
			37-47"	198 lb	crank *	RLND3072CHXG	\$5,296	+ \$203

* 12 crank revolutions yield 1" of height adjustment.

XG: Seated Height



PRODUCT DESCRIPTION	DEPTH	LENGTH	OVERALL HEIGHT	WEIGHT	HEIGHT ADJUSTMENT TYPE	MODEL #	LIST PRICE	LAMINATE CABINET DOOR
helpdesk seated height style XG large cabinet-R	30"	60"	29"	151 lb	fixed	RLSH3060FHXG	\$3,709	+ \$203
			27-37"	160 lb	crank *	RLSH3060CHXG	\$4,685	+ \$203
		72"	29"	164 lb	fixed	RLSH3072FHXG	\$4,171	+ \$203
			27-37"	177 lb	crank *	RLSH3072CHXG	\$5,133	+ \$203

* 12 crank revolutions yield 1" of height adjustment.

1. Model Number

ex: RLSH3060CHGM

2. Top Finish

Standard Laminate

Group 1 standard laminate

See izzy+ colors at www.surfaceworks.us/finishes

Non-Standard Laminate

Call customer service for a quote;
extended lead times may apply.

3. Top Edge

& Grommet Finish

Solid Urethane (edge and grommet are the same color)

See izzy+ colors at www.surfaceworks.us/finishes

4. Modesty Panel Finish

Laminate (std) see step 2

Frosted Acrylic (opt)

MA1 seated height + \$198

MA2 standing height + \$377

5. Leg & Pull Finish

P431 Metallic Silver (P06) (std) + \$0

P623 Dover White (P07) + \$86

P348 Designer White + \$86

P300 Black (P10) + \$86

P411 Alloy (P11) + \$86

6. Leg Options

CS casters (std) + \$0

GL glides (opt) + \$0

(height range will decrease by 2")

7. Cabinet Finish

Melamine Case & Door (std)

See izzy+ colors at www.surfaceworks.us/finishes

(choose one melamine color)

Laminate Door (opt)

See upcharge column above

See step 2 for color options

(case is melamine)

2mm ABS Edgeband

(choice available with laminate door only)

See izzy+ colors at www.surfaceworks.us/finishes

8. Large Cabinet Options

GK technology rack + \$217

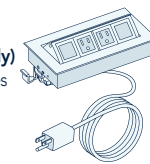
GB vent fan - black + \$240

GW vent fan - white + \$240

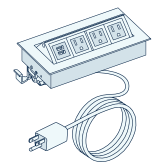
9. Power Options

PU Mho 2-pwr/2-open (std) + \$0

P3 Mho 3-pwr/1 dual USB (opt) + \$120



Mho
2-power/2-open



Mho
3-power/1 dual USB

DEWEY HELPDESK

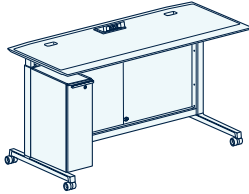
Pricing

STYLE MX: SMALL CABINET-LEFT

EFFECTIVE MARCH 13, 2023:
add 18% to all list prices

EFFECTIVE OCT 3, 2022:
add 10% surcharge to all orders

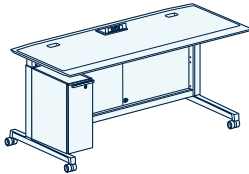
MX: Standing Height



PRODUCT DESCRIPTION	DEPTH	LENGTH	OVERALL HEIGHT	WEIGHT	HEIGHT ADJUSTMENT TYPE	MODEL #	LIST PRICE	LAMINATE CABINET DOOR
helpdesk standing height	30"	60"	36-42"	155 lb	pin	RLND3060PHMX	\$3,731	+ \$203
			39-46"	163 lb	electric	RLND3060EHMX	\$5,109	+ \$203
			37-47"	161 lb	crank *	RLND3060CHMX	\$4,696	+ \$203
style MX small cabinet-L	30"	72"	36-42"	172 lb	pin	RLND3072PHMX	\$4,193	+ \$203
			39-46"	180 lb	electric	RLND3072EHMX	\$5,568	+ \$203
			37-47"	178 lb	crank *	RLND3072CHMX	\$5,158	+ \$203

* 12 crank revolutions yield 1" of height adjustment.

MX: Seated Height



PRODUCT DESCRIPTION	DEPTH	LENGTH	OVERALL HEIGHT	WEIGHT	HEIGHT ADJUSTMENT TYPE	MODEL #	LIST PRICE	LAMINATE CABINET DOOR
helpdesk seated height	30"	60"	29"	131 lb	fixed	RLSH3060fHMX	\$3,230	+ \$203
			27-37"	140 lb	crank *	RLSH3060CHMX	\$4,553	+ \$203
style MX small cabinet-L	30"	72"	29"	144 lb	fixed	RLSH3072FHMx	\$3,692	+ \$203
			27-37"	157 lb	crank *	RLSH3072CHMX	\$5,001	+ \$203

* 12 crank revolutions yield 1" of height adjustment.

1. Model Number

ex: RLSH3060CHGM

2. Top Finish

Standard Laminate

Group 1 standard laminate

See izzy+ colors at www.surfaceworks.us/finishes

Non-Standard Laminate

Call customer service for a quote; extended lead times may apply.

3. Top Edge

& Grommet Finish

Solid Urethane (edge and grommet are the same color)

See izzy+ colors at www.surfaceworks.us/finishes

4. Modesty Panel Finish

Laminate (std) see step 2

Frosted Acrylic (opt)

MA1 seated height + \$198

MA2 standing height + \$377

5. Leg & Pull Finish

P431 Metallic Silver (P06) (std) + \$0

P623 Dover White (P07) + \$86

P348 Designer White + \$86

P300 Black (P10) + \$86

P411 Alloy (P11) + \$86

6. Leg Options

CS casters (std) + \$0

GL glides (opt) + \$0

(height range will decrease by 2")

7. Cabinet Finish

Melamine Case & Door (std)

See izzy+ colors at www.surfaceworks.us/finishes

(choose one melamine color)

Laminate Door (opt)

See upcharge column above

See step 2 for color options

(case is melamine)

2mm ABS Edgeband

(choice available with laminate door only)

See izzy+ colors at www.surfaceworks.us/finishes

8. Small Cabinet Options

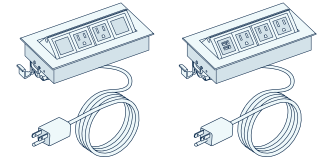
MB vent fan - black + \$240

MW vent fan - white + \$240

9. Power Options

PU Mho 2-pwr/2-open (std) + \$0

P3 Mho 3-pwr/1 dual USB (opt) + \$120



Mho
2-power/2-open

Mho
3-power/1 dual USB

DEWEY HELPDESK

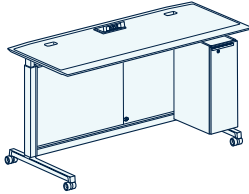
Pricing

STYLE XM: SMALL CABINET-RIGHT

EFFECTIVE MARCH 13, 2023:
add 18% to all list prices

EFFECTIVE OCT 3, 2022:
add 10% surcharge to all orders

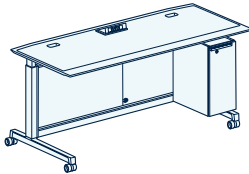
XM: Standing Height



PRODUCT DESCRIPTION	DEPTH	LENGTH	OVERALL HEIGHT	WEIGHT	HEIGHT ADJUSTMENT TYPE	MODEL #	LIST PRICE	LAMINATE CABINET DOOR
helpdesk standing height style XM small cabinet-R	30"	60"	36-42"	155 lb	pin	RLND3060PHXM	\$3,731	+ \$203
			39-46"	163 lb	electric	RLND3060EHXM	\$5,109	+ \$203
			37-47"	161 lb	crank *	RLND3060CHXM	\$4,696	+ \$203
	72"	72"	36-42"	172 lb	pin	RLND3072PHXM	\$4,193	+ \$203
			39-46"	180 lb	electric	RLND3072EHXM	\$5,568	+ \$203
			37-47"	178 lb	crank *	RLND3072CHXM	\$5,158	+ \$203

* 12 crank revolutions yield 1" of height adjustment.

XM: Seated Height



PRODUCT DESCRIPTION	DEPTH	LENGTH	OVERALL HEIGHT	WEIGHT	HEIGHT ADJUSTMENT TYPE	MODEL #	LIST PRICE	LAMINATE CABINET DOOR
helpdesk seated height style XM small cabinet-R	30"	60"	29"	131 lb	fixed	RLSH3060FHXM	\$3,230	+ \$203
			27-37"	140 lb	crank *	RLSH3060CHXM	\$4,553	+ \$203
	72"	72"	29"	144 lb	fixed	RLSH3072FHXM	\$3,692	+ \$203
			27-37"	157 lb	crank *	RLSH3072CHXM	\$5,001	+ \$203

* 12 crank revolutions yield 1" of height adjustment.

1. Model Number

ex: RLSH3060CHGM

2. Top Finish

Standard Laminate

Group 1 standard laminate

See izzy+ colors at www.surfaceworks.us/finishes

Non-Standard Laminate

Call customer service for a quote;
extended lead times may apply.

3. Top Edge

& Grommet Finish

Solid Urethane (edge and grommet are the same color)

See izzy+ colors at www.surfaceworks.us/finishes

4. Modesty Panel Finish

Laminate (std) see step 2

Frosted Acrylic (opt)

MA1 seated height + \$198

MA2 standing height + \$377

5. Leg & Pull Finish

P431 Metallic Silver (P06) (std) + \$0

P623 Dover White (P07) + \$86

P348 Designer White + \$86

P300 Black (P10) + \$86

P411 Alloy (P11) + \$86

6. Leg Options

CS casters (std) + \$0

GL glides (opt) + \$0

(height range will decrease by 2")

7. Cabinet Finish

Melamine Case & Door (std)

See izzy+ colors at www.surfaceworks.us/finishes
(choose one melamine color)

Laminate Door (opt)

See upcharge column above

See step 2 for color options
(case is melamine)

2mm ABS Edgeband

(choice available with laminate door only)

See izzy+ colors at www.surfaceworks.us/finishes

8. Small Cabinet Options

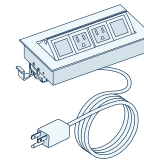
MB vent fan - black + \$240

MW vent fan - white + \$240

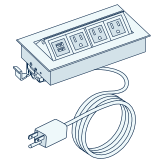
9. Power Options

PU Mho 2-pwr/2-open (std) + \$0

P3 Mho 3-pwr/1 dual USB (opt) + \$120



Mho
2-power/2-open



Mho
3-power/1 dual USB

DEWEY HELPDESK

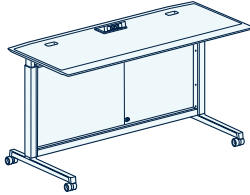
Pricing

STYLE XX: NO STORAGE

EFFECTIVE MARCH 13, 2023:
add 18% to all list prices

EFFECTIVE OCT 3, 2022:
add 10% surcharge to all orders

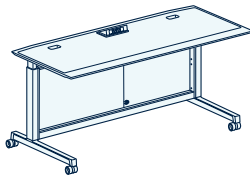
**XX: Standing
Height**



PRODUCT DESCRIPTION	DEPTH	LENGTH	OVERALL HEIGHT	WEIGHT	HEIGHT ADJUSTMENT TYPE	MODEL #	LIST PRICE
helpdesk standing height style XX no storage	30"	60"	36-42"	115 lb	pin	RLND3060PHXX	\$3,236
			39-46"	123 lb	electric	RLND3060EHXX	\$4,613
			37-47"	121 lb	crank *	RLND3060CHXX	\$4,200
		72"	36-42"	132 lb	pin	RLND3072PHXX	\$3,698
			39-46"	140 lb	electric	RLND3072EHXX	\$5,073
			37-47"	138 lb	crank *	RLND3072CHXX	\$4,662

* 12 crank revolutions yield 1" of height adjustment.

**XX: Seated
Height**



PRODUCT DESCRIPTION	DEPTH	LENGTH	OVERALL HEIGHT	WEIGHT	HEIGHT ADJUSTMENT TYPE	MODEL #	LIST PRICE
helpdesk seated height	30"	60"	29"	99 lb	fixed	RLSH3060FHXX	\$3,098
			27-37"	108 lb	crank *	RLSH3060CHXX	\$4,074
style XX no storage		72"	29"	112 lb	fixed	RLSH3072FHXX	\$3,098
			27-37"	125 lb	crank *	RLSH3072CHXX	\$4,522

* 12 crank revolutions yield 1" of height adjustment.

1. Model Number

ex: RLSH3060CHXX

2. Top Finish

Standard Laminate

Group 1 standard laminate

See izzy+ colors at www.surfaceworks.us/finishes

Non-Standard Laminate

Call customer service for a quote;
extended lead times may apply.

3. Top Edge

& Grommet Finish

Solid Urethane (edge and grommet are the same color)

See izzy+ colors at www.surfaceworks.us/finishes

4. Modesty Panel Finish

Laminate (std) see step 2

Frosted Acrylic (opt)

A1 seated height + \$198

A2 standing height + \$377

5. Leg Finish

P431 Metallic Silver (P06) (std) + \$0

P623 Dover White (P07) + \$86

P348 Designer White + \$86

P300 Black (P10) + \$86

P411 Alloy (P11) + \$86

6. Leg Options

CS casters (std) + \$0

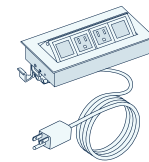
GL glides (opt) + \$0

(height range will decrease by 2")

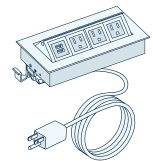
7. Power Options

PU Mho 2-pwr/2-open (std) + \$0

P3 Mho 3-pwr/1 dual USB (opt) + \$120



Mho
2-power/2-open



Mho
3-power/1 dual USB

C
O
K
C
O
O
2
0
4

DEWEY TECHNOLOGY CART



C
O
K
C
0
0
2
0
4

DEWEY TECHNOLOGY CART

Specifications

STANDARDS, FRAME CONSTRUCTION, CASTERS, ACCESSORIES, FINISH SELECTION

EFFECTIVE MARCH 13, 2023:
add 18% to all list prices

EFFECTIVE OCT 3, 2022:
add 10% surcharge to all orders

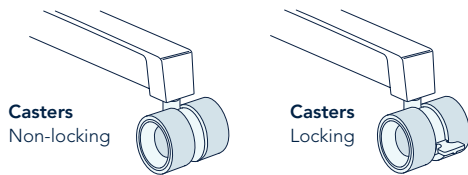
Standards

Meets or exceeds applicable ANSI/BIFMA durability and safety standards and is SCS Indoor Advantage Gold certified.

Frame Construction

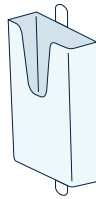
Dewey Technology Cart Frame is extruded aluminum with an 18" cast aluminum foot.

Casters



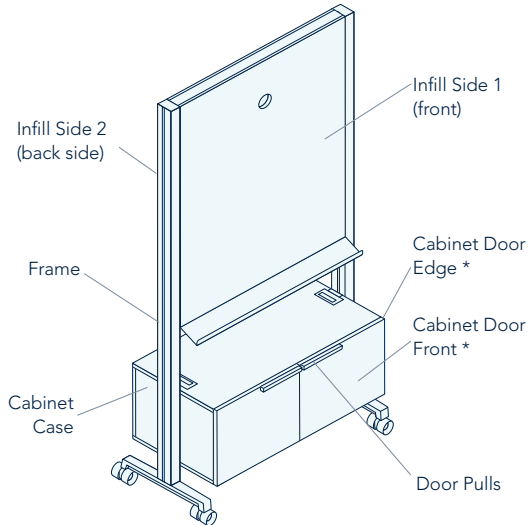
Casters: 60mm dual wheel; each unit comes standard with two locking and two non-locking, Two-tone caster: charcoal with cool-grey interior.

Side Mounted Container



Side-Mounted Container is a recommended accessory for storing markers, erasers, pushpins and more. Steel container mounts to the outside of the frame on all configurations. Recommended for all full length configurations or when additional storage is necessary on the half length configurations. Available in finishes to match frame. Dimensions: 3"W x 2"D x 5"H.

Finish Selection



Technology Cart Finish Selection: Finishes must be selected for seven different Dewey Technology Cart components.

See izzy+ colors at www.surfaceworks.us/finishes

Connection Cart Finish Selection	Tackable Fabric	L610 Markerboard Laminate	Porcelain Magnetic Markerboard	2mm ABS Edgeband	Melamine	Laminate	Metal
Side 1 Infill						•	
Side 2 Infill	•	•	•				
Frame							•
Door Pulls							• (same as leg)
Cabinet Case					•		
Cabinet Door Front*					• (same as case)	• (opt)	
Cabinet Door Edge*				• (opt)			

* select if optional laminate door is specified

DEWEY TECHNOLOGY CART

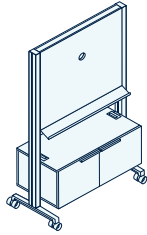
Specifications

CLOSED STORAGE, OPEN STORAGE, SHIPPING

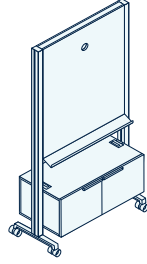
EFFECTIVE MARCH 13, 2023:
add 18% to all list prices

EFFECTIVE OCT 3, 2022:
add 10% surcharge to all orders

Closed Storage

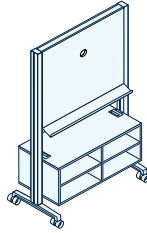


63" height
36"w x 29"h workable area

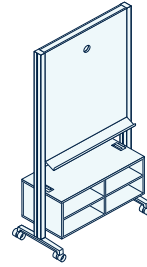


75" height
36"w x 41"h workable area

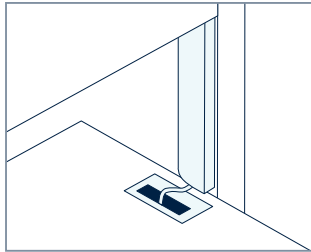
Open Storage



63" height
36"w x 29"h workable area



75" height
36"w x 41"h workable area



Vertical Wire Manager
11" x 2.5" x 0.75"

Install your own monitor or TV on side one and select a laminate background (vertical grain direction). Select from magnetic porcelain markerboard, L610 laminate markerboard or tackable fabric options for side two. Open or closed storage cabinets are included.

The Technology Cart has been tested to accommodate standard technology requirements including a flush-mounted 42" flat screen and web camera (45 lbs total weight - not included).

Power: Two simplex receptacles (15amp) are included under the shelf (120" cord).

Closed Storage: Cam and dowel construction; 0.75" thermally-fused melamine case and doors. Doors are optionally available in 0.75" particle board core with high-pressure laminate and 2mm ABS edgeband. Door front has vertical grain direction. Stationary center divider and adjustable center shelf has a 14" depth providing 2.5" of clearance in the back. Four compartments provide storage (17.1"W x 14" D x 6.3"H). Exterior dimensions: 36"W x 17.9"D x 14.5"H. Interior dimensions: 34.75"W x 16.6"D x 13.25"H. Door pulls match leg finish selection.

Open Storage: Cam and dowel construction; 0.75" thermally-fused melamine case with coordinating edgeband. Stationary center divider and adjustable center shelf has a 14" depth providing 2.5" of clearance in the back. Four compartments provide storage (17.1"W x 14" D x 6.3"H). Exterior dimensions: 36"W x 17.25"D x 14.5"H. Interior dimensions: 34.75"W x 16"D x 13.25"H. Wire management included.

Panel Grommet: opening dimension for technology panel: 2.4" diameter and centered 9.6" from top edge.

Two Black Grommets are installed on the top of the cabinet centered on right and left.

Included Hinged Vertical Wire Manager (11" x 2.5" x 0.75") in Dove Gray, attaches to the frame and carries cords from the upper panel to the cabinet.

Shipping

Dewey Technology Cart ships assembled with corner guards and shrink wrap. Cabinets will be individually wrapped and placed on skid between Technology Cart legs.

DEWEY TECHNOLOGY CART

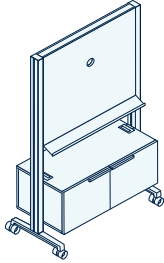
Pricing

CLOSED STORAGE

EFFECTIVE MARCH 13, 2023:
add 18% to all list prices

EFFECTIVE OCT 3, 2022:
add 10% surcharge to all orders

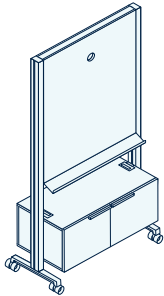
63" Height



DEPTH	LENGTH	OVERALL HEIGHT	WEIGHT	INFILL CONFIGURATION	COM FABRIC YARDAGE	MODEL #	LIST PRICE	LAMINATE CABINET DOORS
20"	40"	63"	246 lb	XM infill side 1: laminate infill side 2: L610 laminate markerboard	n/a	RLNCH4063XMSC	\$4,043	+ \$289
20"	40"	63"	246 lb	XT infill side 1: laminate infill side 2: tackable fabric *	1.0 yds	RLNCH4063XTSC	\$4,666	+ \$289
20"	40"	63"	246 lb	XP infill side 1: laminate infill side 2: magnetic porcelain markerboard	n/a	RLNCH4063XPSC	\$4,405	+ \$289

* see fabric grade information below

75" Height



DEPTH	LENGTH	OVERALL HEIGHT	WEIGHT	INFILL CONFIGURATION	COM FABRIC YARDAGE	MODEL #	LIST PRICE	LAMINATE CABINET DOORS
20"	40"	75"	256 lb	XM infill side 1: laminate infill side 2: L610 laminate markerboard	n/a	RLNCH4075XMSC	\$4,229	+ \$289
20"	40"	75"	256 lb	XT infill side 1: laminate infill side 2: tackable fabric *	1.4 yds	RLNCH4075XTSC	\$4,797	+ \$289
20"	40"	75"	256 lb	XP infill side 1: laminate infill side 2: magnetic porcelain markerboard	n/a	RLNCH4075XPSC	\$4,535	+ \$289

* see fabric grade information below

1. Model Number

ex: RLNCH4075XPSC

2. Side 1 Laminate Infill

Standard Laminate

Group 1 standard laminate

See izzy+ colors at www.surfaceworks.us/finishes

Non-Standard Laminate

Call customer service for a quote;
extended lead times may apply.

3. Side 2 Fabric Infill

(for XT tackable fabric model only)

G1 Grade 1/COM (std) + \$0

G2 Grade 2 + \$33*

G3 Grade 3 + \$125*

Other/CSM call for a quote
(customer specified material)

*note: upcharge is applied per side;

See izzy+ fabric selection at:
www.surfaceworks.us/finishes

4. Frame & Pull Finish

P431 Metallic Silver (P06) (std) + \$0

P623 Dover White (P07) + \$86

P348 Designer White + \$86

P300 Black (P10) + \$86

P411 Alloy (P11) + \$86

5. Cabinet Finish

Melamine case & door fronts (std)

See izzy+ colors at www.surfaceworks.us/finishes

(choose one melamine color.)

Laminate Cabinet Doors

optional, See upcharge column above

See step 2 for color selection

(case is melamine)

AB ABS Edgeband Selection

(selection available with laminate door only)

See izzy+ colors at www.surfaceworks.us/finishes

6. Accessories

Side-Mounted

Container RLNMC

P431 Metallic Silver (P06) \$197

P623 Dover White (P07) \$283

P348 Designer White \$283

P300 Black (P10) \$283

P411 Alloy (P11) \$283



Side Mounted
Container

DEWEY TECHNOLOGY CART

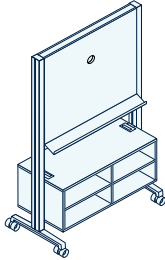
Pricing

OPEN STORAGE

EFFECTIVE MARCH 13, 2023:
add 18% to all list prices

EFFECTIVE OCT 3, 2022:
add 10% surcharge to all orders

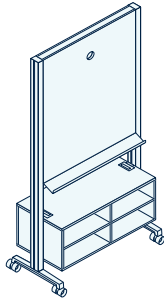
63" Height



DEPTH	LENGTH	OVERALL HEIGHT	WEIGHT	INFILL CONFIGURATION	COM FABRIC YARDAGE	MODEL #	LIST PRICE
20"	40"	63"	240 lb	XM infill side 1: laminate infill side 2: L610 markerboard laminate	n/a	RLNCH4063XMSO	\$3,794
20"	40"	63"	240 lb	XT infill side 1: laminate infill side 2: tackable fabric *	1.0 yds	RLNCH4063XTSO	\$4,337
20"	40"	63"	240 lb	XP infill side 1: laminate infill side 2: magnetic porcelain markerboard	n/a	RLNCH4063XPPO	\$4,074

* see fabric grade information below

75" Height



DEPTH	LENGTH	OVERALL HEIGHT	WEIGHT	INFILL CONFIGURATION	COM FABRIC YARDAGE	MODEL #	LIST PRICE
20"	40"	75"	250 lb	XM infill side 1: laminate infill side 2: L610 markerboard laminate	n/a	RLNCH4075XMSO	\$3,919
20"	40"	75"	250 lb	XT infill side 1: laminate infill side 2: tackable fabric *	1.0 yds	RLNCH4075XTSO	\$4,468
20"	40"	75"	250 lb	XP infill side 1: laminate infill side 2: magnetic porcelain markerboard	n/a	RLNCH4075XPPO	\$4,271

* see fabric grade information below

1. Model Number

EX: RLNCH4075XTSO

2. Side 1 Laminate Infill

Standard Laminate

Group 1 standard laminate

See izzy+ colors at www.surfaceworks.us/finishes

Non-Standard Laminate

Call customer service for a quote;
extended lead times may apply.

3. Side 2 Fabric Infill

(for XT tackable fabric model only)

G1 Grade 1/COM (std) + \$0

G2 Grade 2 + \$33*

G3 Grade 3 + \$125*

Other/CSM call for a quote
(customer specified material)

*note: upcharge is applied per side;

See izzy+ fabric selection at
www.surfaceworks.us/finishes

4. Frame Finish

P431 Metallic Silver (P06) (std) + \$0

P623 Dover White (P07) + \$86

P348 Designer White + \$86

P300 Black (P10) + \$86

P411 Alloy (P11) + \$86

5. Cabinet Finish

Melamine (standard)

See izzy+ colors at www.surfaceworks.us/finishes
(choose one melamine color)

6. Accessories

Side-Mounted

Container RLNM

P431 Metallic Silver (P06) \$197

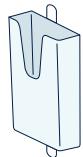
P623 Dover White (P07) \$283

P348 Designer White \$283

P300 Black (P10) \$283

P411 Alloy (P11) \$283

Side Mounted
Container



C
O
K
C
O
O
2
0
4

DEWEY CONNECTION CART



C
O
K
C
0
0
2
0
4

DEWEY CONNECTION CART

Specifications

STANDARDS, FRAME CONSTRUCTION, ACCESSORIES, SHIPPING

EFFECTIVE MARCH 13, 2023:
add 18% to all list prices

EFFECTIVE OCT 3, 2022:
add 10% surcharge to all orders

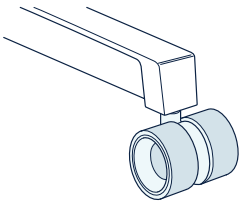
Standards

Meets or exceeds applicable ANSI/BIFMA durability and safety standards and is SCS Indoor Advantage Gold certified.

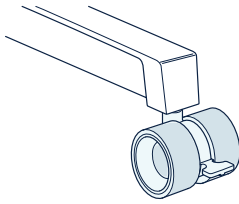
Frame Construction

Dewey Connection Cart Frame is extruded aluminum with an 18" cast aluminum foot.

Casters



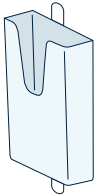
Casters
Non-locking



Casters
Locking

Casters: 60mm dual wheel; each unit comes standard with two locking and two non-locking, Two-tone caster: charcoal with cool-grey interior.

Side Mounted
Container



Side-Mounted Container is a recommended accessory for storing markers, erasers, pushpins and more. Steel container mounts to the outside of the frame on all configurations. Recommended for all full length configurations or when additional storage is necessary on the half length configurations. Available in finishes to match frame. Dimensions: 3"W x 2"D x 5"H.

Shipping

Connection Cart ships assembled with corner guards and shrink wrap.

DEWEY CONNECTION CART

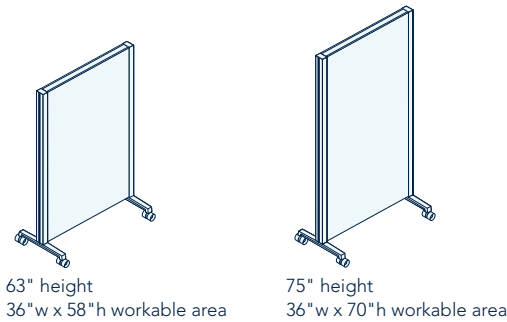
Specifications

FULL LENGTH, HALF LENGTH, FINISH SELECTION

EFFECTIVE MARCH 13, 2023:
add 18% to all list prices

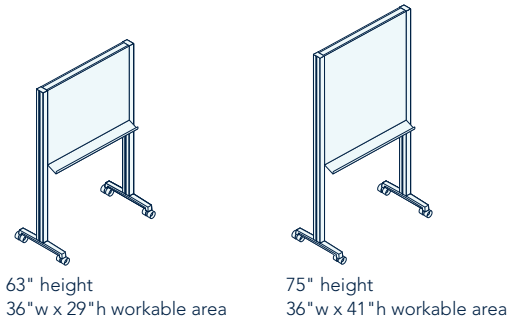
EFFECTIVE OCT 3, 2022:
add 10% surcharge to all orders

Full Length



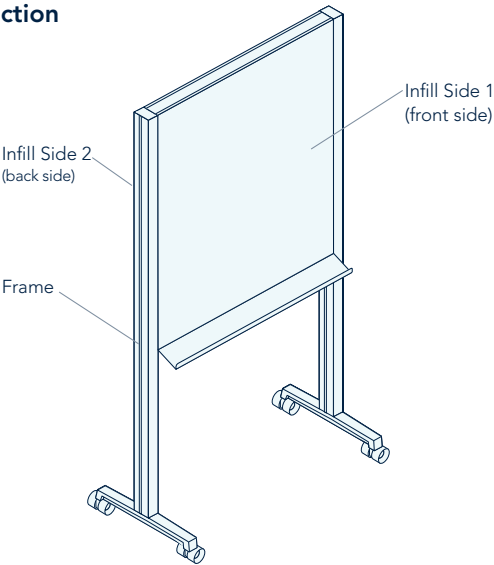
Full Length: Workable area is 14-17 sq. ft. & starts at base. Two full length units nest approximately 23" deep; add 3.2" for each additional unit.

Half Length



Half Length: Includes a two-sided shelf design to reduce nesting footprint and provide marker storage, or a place to support flip charts and storyboards. Workable area is 7-10 sq. ft. & starts 30" above floor. Side one has a 2.6" deep angled shelf and side two has a 1.6" deep square shelf. Two half length units nest approximately 24.3" deep; add 4.4" for each additional unit.

Finish Selection



Connection Cart Finish Selection: Depending on the specific Connection Cart model and configuration, finishes must be selected for up to seven different Dewey Connection Cart components. See izzy+ colors at www.surfaceworks.us/finishes

Connection Cart Finish Selection	Tackable Fabric	L610 Markerboard Laminate	Porcelain Magnetic Markerboard	Metal
Side 1 Infill	•	•	•	
Side 2 Infill	•	•	•	
Frame				•

DEWEY CONNECTION CART

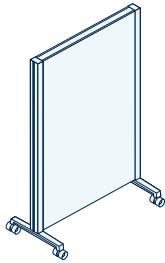
Pricing

FULL LENGTH

EFFECTIVE MARCH 13, 2023:
add 18% to all list prices

EFFECTIVE OCT 3, 2022:
add 10% surcharge to all orders

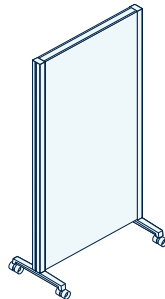
63" Height



DEPTH	LENGTH	OVERALL HEIGHT	WEIGHT	INFILL CONFIGURATION	COM FABRIC YARDAGE	MODEL #	LIST PRICE
20"	40"	63"	200 lb	MM infill side 1: L610 markerboard laminate infill side 2: L610 markerboard laminate	n/a	RLNCF4063MM	\$3,234
				MT infill side 1: L610 markerboard laminate infill side 2: tackable fabric*	1.8 yds	RLNCF4063MT	\$3,220
				TT infill side 1: tackable fabric * infill side 2: tackable fabric *	3.6 yds	RLNCF4063TT	\$2,958
				PP infill side 1: magnetic porcelain markerboard infill side 2: magnetic porcelain markerboard	n/a	RLNCF4063PP	\$4,074
				PT infill side 1: magnetic porcelain markerboard infill side 2: tackable fabric *	1.8 yds	RLNCF4063PT	\$3,615

* see fabric grade information below

75" Height



DEPTH	LENGTH	OVERALL HEIGHT	WEIGHT	INFILL CONFIGURATION	COM FABRIC YARDAGE	MODEL #	LIST PRICE
20"	40"	75"	210 lb	MM infill side 1: L610 markerboard laminate infill side 2: L610 markerboard laminate	n/a	RLNCF4075MM	\$3,358
				MT infill side 1: L610 markerboard laminate infill side 2: tackable fabric*	2.2 yds	RLNCF4075MT	\$3,348
				TT infill side 1: tackable fabric* infill side 2: tackable fabric*	4.4 yds	RLNCF4075TT	\$3,089
				PP infill side 1: magnetic porcelain markerboard infill side 2: magnetic porcelain markerboard	n/a	RLNCF4075PP	\$4,666
				PT infill side 1: magnetic porcelain markerboard infill side 2: tackable fabric*	2.2 yds	RLNCF4075PT	\$4,009

* see fabric grade information below

1. Model Number

ex: RLNCF4075PT

2. Fabric Infill

(for MT, TT, PT tackable fabric models)

G1	Grade 1/COM (std)	+ \$0
G2	Grade 2	+ \$55
G3	Grade 3	+ \$250

Other/CSM call for a quote
(customer specified material)

3. Frame Finish

P431	Metallic Silver (P06) (std)	+ \$0
P623	Dover White (P07)	+ \$86
P348	Designer White	+ \$86
P300	Black (P10)	+ \$86
P411	Alloy (P11)	+ \$86

4. Accessories

Side-Mounted

Container RLNMC

P431	Metallic Silver (P06)	\$197
P623	Dover White (P07)	\$283
P348	Designer White	\$283
P300	Black (P10)	\$283
P411	Alloy (P11)	\$283



Side Mounted
Container

note: upcharge is applied per side
See izzy+ fabric selection at
www.surfaceworks.us/finishes

DEWEY CONNECTION CART

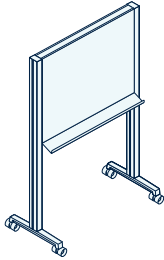
Pricing

HALF LENGTH

EFFECTIVE MARCH 13, 2023:
add 18% to all list prices

EFFECTIVE OCT 3, 2022:
add 10% surcharge to all orders

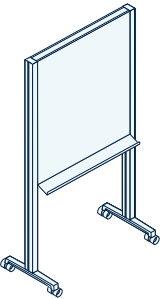
63" Height



DEPTH	LENGTH	OVERALL HEIGHT	WEIGHT	INFILL CONFIGURATION	COM FABRIC YARDAGE	MODEL #	LIST PRICE
20"	40"	63"	200 lb	MM infill side 1: L610 markerboard laminate infill side 2: L610 markerboard laminate	n/a	RLNCH4063MM	\$2,551
20"	40"	63"	200 lb	MT infill side 1: L610 markerboard laminate infill side 2: tackable fabric *	1.0 yds	RLNCH4063MT	\$2,827
20"	40"	63"	200 lb	TT infill side 1: tackable fabric * infill side 2: tackable fabric *	2.0 yds	RLNCH4063TT	\$2,958
20"	40"	63"	200 lb	PP infill side 1: magnetic porcelain markerboard infill side 2: magnetic porcelain markerboard	n/a	RLNCH4063PP	\$3,548
20"	40"	63"	200 lb	PT infill side 1: magnetic porcelain markerboard infill side 2: tackable fabric *	1.0 yds	RLNCH4063PT	\$3,417

* see fabric grade information below

75" Height



DEPTH	LENGTH	OVERALL HEIGHT	WEIGHT	INFILL CONFIGURATION	COM FABRIC YARDAGE	MODEL #	LIST PRICE
20"	40"	75"	210 lb	MM infill side 1: L610 markerboard laminate infill side 2: L610 markerboard laminate	n/a	RLNCH4075MM	\$3,250
20"	40"	75"	210 lb	MT infill side 1: L610 markerboard laminate infill side 2: tackable fabric *	1.4 yds	RLNCH4075MT	\$2,958
20"	40"	75"	210 lb	TT infill side 1: tackable fabric * infill side 2: tackable fabric *	2.8 yds	RLNCH4075TT	\$3,089
20"	40"	75"	210 lb	PP infill side 1: magnetic porcelain markerboard infill side 2: magnetic porcelain markerboard	n/a	RLNCH4075PP	\$3,680
20"	40"	75"	210 lb	PT infill side 1: magnetic porcelain markerboard infill side 2: tackable fabric *	1.4 yds	RLNCH4075PT	\$3,548

* see fabric grade information below

1. Model Number

ex: RLNCF4075PT

2. Fabric Infill

(for MT, TT, PT tackable fabric models)

G1	Grade 1/COM (std)	+ \$0
G2	Grade 2	+ \$55
G3	Grade 3	+ \$250

Other/CSM call for a quote
(customer specified material)

3. Frame Finish

P431	Metallic Silver (P06) (std)	+ \$0
P623	Dover White (P07)	+ \$86
P348	Designer White	+ \$86
P300	Black (P10)	+ \$86
P411	Alloy (P11)	+ \$86

4. Accessories

Side-Mounted

Container RLNMC

P431	Metallic Silver (P06)	\$197
P623	Dover White (P07)	\$283
P348	Designer White	\$283
P300	Black (P10)	\$283
P411	Alloy (P11)	\$283



Side Mounted
Container

note: upcharge is applied per side
See izzy+ fabric selection at
www.surfaceworks.us/finishes

C
O
K
C
O
O
2
0
4

DEWEY MEDIA CABINET



C
O
K
C
0
0
2
0
4

DEWEY MEDIA CABINET

Specifications

STANDARDS, GLIDES, TECHNOLOGY STORAGE

EFFECTIVE MARCH 13, 2023:
add 18% to all list prices

EFFECTIVE OCT 3, 2022:
add 10% surcharge to all orders

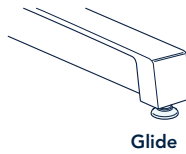
Standards

Meets or exceeds applicable ANSI/BIFMA durability and safety standards and is SCS Indoor Advantage Gold certified.

Construction

Dewey Media Cabinet is constructed with 0.75" thermally-fused melamine case and door with coordinating edgeband. are optionally available in 0.75" particle board core with high-pressure laminate and 2mm ABS edgeband. Grain direction is vertical. Frame is extruded aluminum with a cast aluminum foot. Drawer and door pulls match leg finish selection.


Glides



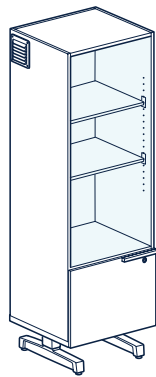
Glide

Glides: ¾" leveling for uneven floors.

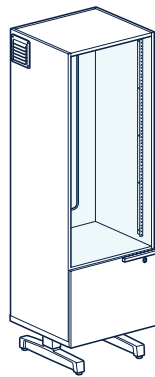
Storage Details & Options



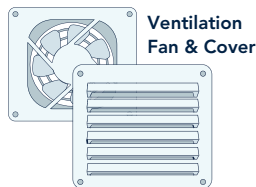
Exterior
Cabinet View



Interior
Cabinet View
Standard Storage



Interior
Cabinet View
Optional
Technology
Storage Rack



Ventilation
Fan & Cover

Upper Cabinet: Standard with two adjustable shelves.

Lower Drawer: Lateral file accommodates horizontal filing.

Grommets: Four black grommets (3.75" L x 1.75" D); two on rear of cabinet, top right and left; one on top of bottom drawer; one on underside/bottom of cabinet.

Locks on Media cabinets are keyed alike – upper cabinet, lateral drawer, and rear access panel.

Cabinet dimensions:

Exterior: 20"W x 18.75"D x 60"H

Interior Cabinet: 19.1"W x 17.4"D x 39"H

Interior Lateral File Drawer 16.5"W x 11.5"D x 10"H

Technology Storage Rack: 19"W x 35"H; is optional, and accommodates 20 rack units (RU). Included with technology storage option is a back hinged, lockable door to provide access to racked technology.

Ventilation Fan: ideal for venting cabinets and enclosures, optional self-contained fan features a large, brushless fan for higher airflow, low noise and long life. When mounted, fan does not vibrate. Fan speed is adjustable. Ventilation fan cover available in white or black.

	Storage Only	Vent/Fan	Tech Rack	Tech Rack & Vent/Fan
Media Cabinet Storage Options	yes	left or right, black or white	yes	left or right

DEWEY MEDIA CABINET

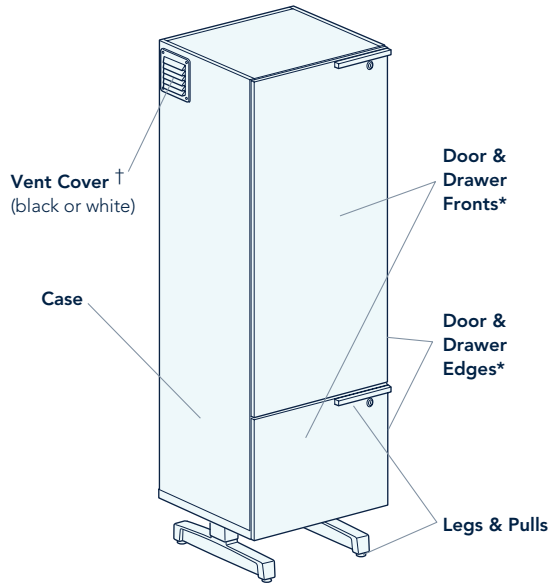
Specifications

FINISH SELECTION, SHIPPING

EFFECTIVE MARCH 13, 2023:
add 18% to all list prices

EFFECTIVE OCT 3, 2022:
add 10% surcharge to all orders

Finish Selection



Media Cabinet Finish Selection: Finishes must be selected for up to 5 different Media Cabinet components.

See izzy+ colors at www.surfaceworks.us/finishes

Media Cabinet Finish Selection	Laminate	Melamine	2mm ABS Edgeband	Metal	Plastic (white or black)
Case		•			
Door & Drawer Fronts*	• (opt)	• (std - same as case)			
Door & Drawer Edges*			• (opt)		
Legs & Door/Drawer Pulls (matching)				•	
Vent Fan Cover†					•

* select with optional laminate door/drawer fronts only
† select with optional ventilation fan only

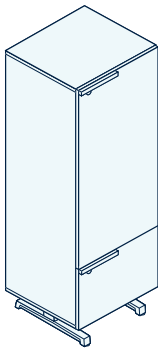
Shipping

Dewey Media Cabinet ships assembled with corner guards and shrink wrap.

DEWEY MEDIA CABINET
Pricing
UPPER CABINET, LOWER LATERAL

EFFECTIVE MARCH 13, 2023:
add 18% to all list prices
EFFECTIVE OCT 3, 2022:
add 10% surcharge to all orders

Media Cabinet



DEPTH	WIDTH	OVERALL HEIGHT	WEIGHT	HINGE	MODEL #	LIST PRICE	LAMINATE FRONT
18.75"	20"	60"	189 lb	left hinge	RLNCAB60L	\$1,641	+ \$330
18.75"	20"	60"	189 lb	right hinge	RLNCAB60R	\$1,641	+ \$330

1. Model Number
ex: RLNCAB60R

2. Cabinet Finish
- Melamine Case & Front (std)
See izzy+ colors at www.surfaceworks.us/finishes
(choose one melamine color)
- Laminate Door & Drawer Fronts
optional, See upcharge column above
Group 1 standard laminate
See izzy+ colors at www.surfaceworks.us/finishes
(Case is melamine)
- 2mm ABS Edgeband
(choice available with laminate door only)
See izzy+ colors at www.surfaceworks.us/finishes

3. Base & Pull Finish
- | | | |
|------|-----------------------------|--------|
| P431 | Metallic Silver (P06) (std) | + \$0 |
| P623 | Dover White (P07) | + \$86 |
| P348 | Designer White | + \$86 |
| P300 | Black (P10) | + \$86 |
| P411 | Alloy (P11) | + \$86 |

4. Cabinet Options
- | | | |
|----|---|---------|
| RK | rack mount rails for technology storage | + \$217 |
| LB | vent/fan left, black | + \$240 |
| RB | vent/fan right, black | + \$240 |
| LW | vent/fan left, white | + \$240 |
| RW | vent/fan right, white | + \$240 |

C
O
K
C
O
O
2
0
4

C
O
K
C
0
0
2
0
4

DEWEY BOOKSHELF



C
O
K
C
0
0
2
0
4

DEWEY BOOKSHELF

Specifications

FRAME, GLIDES, FINISH SELECTION, SHIPPING

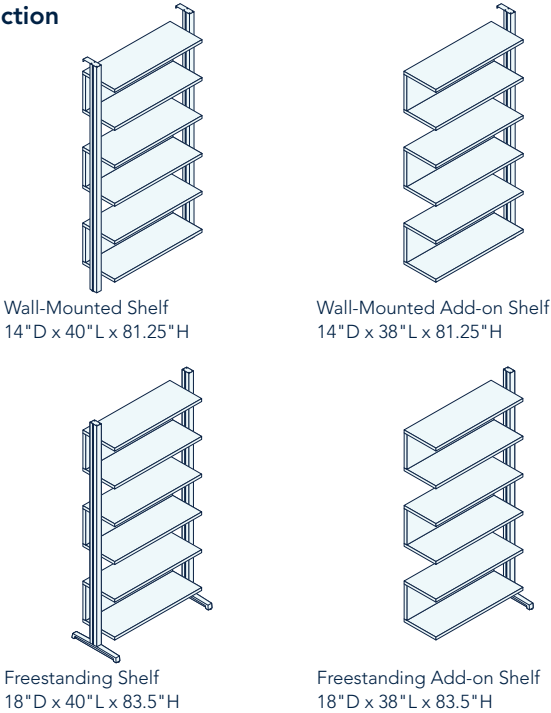
EFFECTIVE MARCH 13, 2023:
add 18% to all list prices

EFFECTIVE OCT 3, 2022:
add 10% surcharge to all orders

Standards

Meets or exceeds applicable ANSI/BIFMA durability and safety standards and is SCS Indoor Advantage Gold certified.

Construction



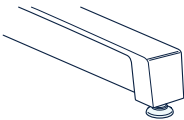
Available as a freestanding or wall-mounted unit. **Dewey Bookshelf** dimensions are 36"L x 12.5"H with 6 total display surfaces. Extruded aluminum frame supports three C-shaped shelves. Free-standing frame includes 18" cast aluminum feet with adjustable glides, and Wall mounted frame includes adjustable glides and hardware for mounting to wall.

Shelves are 1" thick. Shelf units can be mounted in 6" increments facing either direction on frame to allow for dual-sided use. High pressure laminate construction with horizontal grain direction.

Shelf Edges: 2mm ABS edgeband (PVC-free).

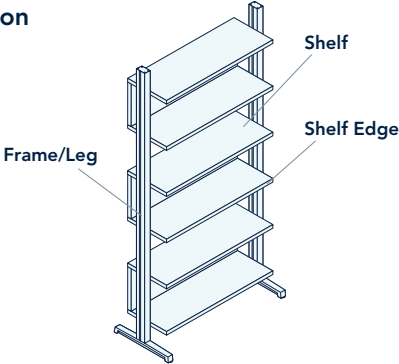
Add-On Bookshelf: Attaches to a freestanding or wall-mounted bookshelf, or another add-on unit. Consists of additional shelving and one support leg.

Glides



Adjustable Glides: 3/4" leveling for uneven floors.

Finish Selection



Bookshelf Finish Selection: Each of the three Dewey Bookshelf components require a finish selection. See izzy+ colors at www.surfaceworks.us/finishes

Bookshelf Finish Selection	Laminate	2mm ABS Edgeband	Metal
Shelf	•		
Shelf Edge		•	
Frame/Leg			•

Shipping

Dewey Bookshelf ships knocked down.

DEWEY BOOKSHELF

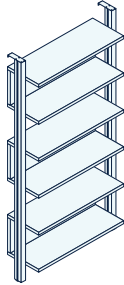
Pricing

WALL MOUNTED & FREE STANDING

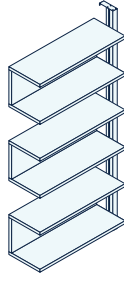
EFFECTIVE MARCH 13, 2023:
add 18% to all list prices

EFFECTIVE OCT 3, 2022:
add 10% surcharge to all orders

Wall-Mounted



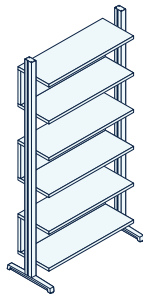
stand-alone



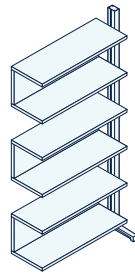
add-on

DESCRIPTION	DEPTH	LENGTH	OVERALL HEIGHT	WEIGHT	MODEL #	LIST PRICE
Wall-Mounted stand-alone shelf	14"	40"	81.25"	135 lb	RLNBOK36WH	\$2,390
Wall-Mounted add-on shelf	14"	38"	81.25"	125 lb	RLNBOK36WAH	\$2,074

Freestanding



stand-alone



add-on

DESCRIPTION	DEPTH	LENGTH	OVERALL HEIGHT	WEIGHT	MODEL #	LIST PRICE
Freestanding stand-alone shelf	18"	40"	83.5"	140 lb	RLNBOK36FH	\$2,390
Freestanding add-on shelf	18"	38"	83.5"	126 lb	RLNBOK36FAH	\$2,074

1. Model Number

ex: RLNBOK36FAH

2. Shelf Finish

Standard Laminate

Group 1 standard laminate

See izzy+ colors at www.surfaceworks.us/finishes

Non-Standard Laminate

Call customer service for a quote;
extended lead times may apply.

3. Shelf Edge Finish

2mm ABS Edgeband

See izzy+ colors at www.surfaceworks.us/finishes

4. Frame/Leg Finish

P431 Metallic Silver (P06) (std)	+ \$0
P623 Dover White (P07)	+ \$86
P348 Designer White	+ \$86
P300 Black (P10)	+ \$86
P411 Alloy (P11)	+ \$86

C
O
K
C
O
O
2
O
4



SurfaceWorks Inc.
7821S. 10th Street | Oak Creek, WI 53154
www.surfaceworks.us

414.570.2677

PINNACLE DESIGN GROUP

Item: **Furniture for City Facilities:Furniture for City Facilities:Furniture for City Facilities:Furniture for City Facilities:Furniture for City Facilities:Furniture for City Facilities:Furniture for City Facilities:Other Brands**

Attachments

nuans-msrp-price-lis_20240207141736.pdf

C
O
K
C
0
0
2
0
4

C
O
K
C
0
0
2
0
4



MSRP PRICE LIST

Content

General Information

Guest / Dining / Side Chairs

Chair Pads

Barstool and Counter Stools

Office / Task Chairs

Lounge Chairs

Ottomans and Footstools

Co-Seating / Co-Working

Benches

Sofas

Dining / Conference / Meeting Tables

Bar / Bistro Tables

Side / Coffee / Occasional Tables

Shelves

Storage Units

Links for Material and Fabric Swatches

Terms and Conditions

General Information

Placing Orders

To submit orders or for product inquiries please e-mail: sales@nuansdesign.com

The following information is required when placing an order: Product Name/Description, Quantity, Fabric, End User Information, a Purchase Order Number, and an authorized signature as well as any product specific options (as outlined in the Price List).

Pricing

Prices shown are U.S. Domestic prices and apply to orders shipped within the United States. Prices do not include shipping and are subject to change. All pricing errors are subject to correction.

Terms

Prepayment is required for everyone. No exceptions.

Order Acknowledgement

Nuans office emails acknowledgement of each order within 24 business hours. If you do not receive acknowledgement in 48 hrs, please contact sales@nuansdesign.com or call the office at 201-345-5550.

Order acknowledgements will be made for each order and will indicate stock status or final production specifications. Buyers should check acknowledgements to be sure that all order details are correct. Orders will not be acknowledged or entered for production until all specification information is complete {see checklist for ordering}. Accepted orders are subject to the terms and conditions set forth herein, and on our acknowledgement, notwithstanding any variance in terms and conditions set forth on buyer's order form.

Customer's Own Material (COM)

Nuans Design will gladly accept orders using the customer's own material (COM). We strive to produce the same high quality workmanship whether you select our graded-in materials or use COM. Please be advised that if materials are purchased elsewhere, the customer is fully responsible for the condition of those goods. All COM fabric must be 54-55" wide. We recommend that customers carefully inspect all fabric, trim, and other materials prior to delivering those goods to NUANS. Please confirm with us, prior to purchase, the amount of yardage required based upon the requested product.

Yardage requirement information is listed in product pages for most of the products. We will need to know the fabric repeat (both vertical and horizontal) and the fabric width. In addition, to protect both of us from unforeseen circumstances, we may request additional yardage as insurance, as receiving more materials after the project has begun production is often not possible. We request that all fabric be delivered to us properly rolled on fabric tubes. We do not recommend folding decorator fabric in any way. Improper methods of fabric storage may result in permanent creases in customer goods. Folded or improperly rolled fabric may require extensive pressing and we will not guarantee the removal of creases or wrinkles. We will do our absolute best to work around flaws and imperfections. We reserve the right to refuse goods that are heavily flawed. Upon receipt of all COM goods, we assume you have carefully inspected them.

Please be advised that we are not in any way responsible for problems such as: Yardage shortage - Dye lot variation - Poor drape ability - Flaws and imperfections including tears, pulls or holes - Dirt spots, stains, or fading - Pattern drift or misalignment - Creases or wrinkles due to improper storage - Any undesirable outcome due to fabric imperfection. Nuans does not guarantee the performance of any fabric, material, or article purchased by the client for use in said work agreement.

COM Shipping Fees to Overseas Manufacturing Facilities

1 - 10 yards: \$250
Each additional 10 yards (up to 100 yards): \$75
Contact us for over 100 yards.

COM Shipping Instruction

We have several manufacturing facilities in countries around the world. Each country has its own customs rules and regulations. In order to ensure timely and smooth delivery of our customers' materials to the factories, we strongly recommend that customers ship their materials to our New Jersey warehouse. We will immediately forward those materials to the factories. Shipping expenses will be added to customers' invoices. However, thanks to our large volume of shipments to the factories, we will be able to ship customers' materials at a much lower cost. In most cases we cover customs duties, tariffs and similar experiences. We don't reflect those expenses to our customers.

Customizations & Private Label Manufacturing

Nuans is equipped to accept customizations. Even manufacturing your own designs is accepted with minimum order quantity requirements. Customize requests, special wood stain finishes, and special metal powder coatings are possible for many items upon request. Please consult our office with specs and details. Once we determine the applicability of your special requirements, a price quotation will be provided.

Lead Times

TOOU and Kollektiff collections are generally sold from inventory. Almost all items offered from these collections are in stock in the USA and can be shipped immediately. For backordered items, orders larger than what we have in stock, or items which are not in our stock program; please contact our office. Kollektiff customized order lead time is 10-12 weeks from the date order has been processed.

B&T is mostly made to order. B&T lead-time is 10-12 weeks from the date order has been processed.

Prostoria is also made to order. Prostoria's standard lead time is 14-16 weeks from the date order has been processed. Quicker lead times are available via airfreight with 20% markup.

True Design is also made to order. True Design's standard lead time is 14-16 weeks from the date order has been processed.

Order Changes

Requests for changes to orders must be submitted in writing and are subject to approval and applicable cost.

Parts

Orders for parts must be submitted with a courier account number. Orders received without this information will ship COD.

Shipping

Nuans offers optional shipping and handling. Shipping and delivery is via common carrier. Shipping and handling charges are pre-calculated and prepaid by Nuans, then included in the original invoice at the time of shipment. This optional guaranteed shipping and handling enables the purchaser to pre-determine shipping and handling charges when ordering and provides the purchaser with a single invoice for both Nuans products and shipping and handling charges.

General shipping and handling charges are for curbside delivery only and do not include inside delivery, unpacking, removal of cartons, or installation. A request for call prior to delivery is an additional \$25. Additional charges will be determined on a per shipment basis. Should Nuans incur additional charges after billing due to delivery issues such as non-dock, re-delivery, or other issues, the customer may be liable for those additional charges. Please indicate special delivery instructions or issues with your order.

Contact Nuans for product, freight and creating information for shipments outside the Continental US. Orders are shipped FOB Avenel, New Jersey or Riverside, California. Freight is prepaid by Nuans and allowed to one destination. Title of goods or changes when merchandise leaves Nuans' dock, and any subsequent freight damage and all freight claims are the responsibility of the purchaser or consignee to report to the carrier promptly upon receipt and to settle any issues or claims directly with the carrier.

Storage

If the customer will not accept delivery in accordance with Nuans' order confirmation when goods are ready to ship, Nuans reserves the right to transfer goods to storage at customer's risk and expense and deem such transfer as delivery for all purposes including invoicing and payment.

Additional Notes on Pricing

The net price will be increased by 5% if two different fabrics are used for upholstery on the same product.

The power unit or cable hole can be added to any B&T tabletop. The tabletop cutout price is net \$100.

Prostoria's minimum order amount for airfreight orders is \$1,500. 10% domestic shipping charge for Prostoria orders \$1500+

GUEST / DINING / SIDE CHAIRS and ARMCHAIRS

ACER

KOLLEKTIFF

MSRP				
ALL METAL		\$495		
SEAT PAD COM		\$140		
SEAT PAD		\$170		
DIMENSIONS				
W	D	H	SH	Arm H
25.5"	21.6"	30.7"	18.15"	29"

ALAMOSA

KOLLEKTIFF

MSRP				
BLACK WALNUT		\$550		
NATURAL OAK		\$605		
UPHOLSTERED SEAT		\$575		
DIMENSIONS				
W	D	H	SH	
17.95"	18.90	30.71"	18.11"	

0.7 yd 11 sq.ft

ALAMOSA ARMCHAIR

KOLLEKTIFF

MSRP				
BLACK WALNUT	\$635			
NATURAL OAK	\$695			
UPHOLSTERED SEAT	\$660			
DIMENSIONS				
W	D	H	SH	Arm H
22.05"	18.90"	30.71"	18.11	

0.7 yd 11 sq.ft

ALEK

Solid wood structure. Upholstered seat. Fully assembled.

B&T

MSRP					
	COM/COL	A	B	C	Leather
BEECHWOOD	\$1,065	\$1,095	\$1,180	\$1,280	\$1,480
ASHWOOD	\$1,205	\$1,240	\$1,325	\$1,420	\$1,620
DIMENSIONS					
W	D	H	SH	Arm H	
24"	22"	29.5"	18.5"	26.5"	

0.7 yd 11 sq.ft

GUEST / DINING / SIDE CHAIRS and ARMCHAIRS

ARISTO SLED BASE Natural veneered plywood seat. Chrome plated or static painted metal base. Fully assembled. **B&T**

MSRP				
SIDE CHAIR		ARM CHAIR		
BEECHWOOD	\$405	\$460		
ASHWOOD	\$505	\$570		
DIMENSIONS				
W	D	H	SH	ArmH
20"	21.5"	34.5"	18.5"	25"
*Side version is stackable x5.				

ARISTO SLED BASE W / WRITING TABLE **B&T**

MSRP				
LAMINATE TABLET		LACQUER TABLET	VENEER TABLET	
BEECHWOOD	\$785	\$845	\$1,000	
ASHWOOD	\$895	\$955	\$1,120	
DIMENSIONS				
W	D	H	SH	ArmH
22"	21.5"	34.5"	18.5"	26"

ARISTO 4 LEG BASE **B&T**

MSRP				
SIDE CHAIR		ARM CHAIR		
BEECHWOOD	\$390	\$430		
ASHWOOD	\$485	\$520		
DIMENSIONS				
W	D	H	SH	ArmH
22"	21.5"	34.5"	18.5"	26"
*Stackable x 4.				

BANGI **BABEL D**

MSRP		
METAL		
\$845		
DIMENSIONS		
W	D	H
20.5"	22.8"	30.7 "

C
O
K
C
0
0
2
0
4

GUEST / DINING / SIDE CHAIRS and ARMCHAIRS

BIK CHAIR

Solid wood structure. Plywood seat and backrest. Fully assembled.

PROSTORIA

MSRP - Upholstered seat									
ALL WOOD	100	200	300	400	500	600	700	60	80
\$820	-	\$1,020	\$1,050	\$1,075	\$1,105	\$1,130	\$1,160	\$1,220	\$1,320

DIMENSIONS				
W	D	H	SH	Arm H
19-20"	20.5"	31"	17.5"	26.5"
*Stackablex2				

BIK CUSHION

PROSTORIA

MSRP								
100	200	300	400	500	600	700	60	80
-	\$205	\$230	\$255	\$285	\$310	\$340	\$405	\$500

CADREA

Polypropylene - UV Resistant Monobloc.

TOOU

MSRP		
CHAIR PP	SEAT PAD	COM
\$175	\$60	\$175

DIMENSIONS			
W	D	H	SH
18.5"	18.5"	31"	18"

#0,25 yd 6 sq.ft

CAMAROSA

KOLLEKTIFF

MSRP	
STANDARD UPHOLSTERY	
\$735	

DIMENSIONS			
W	D	H	SH
23.5"	21.7"	30.1"	18"

2.5yd 36 sq.ft

GUEST / DINING / SIDE CHAIRS and ARMCHAIRS

CONTI

Powder coated metal structure. Fully assembled.

KOLLEKTIFF

MSRP			
METAL			
\$210			
DIMENSIONS			
W	D	H	SH
17"	21"	34"	18"

DAISY

SLED BASE

Injection molded contract grade foam. Various base options. Fully assembled.

B&T

MSRP					
COM/COL	A	B	C	Leather	
\$830	\$850	\$990	\$1,160	\$1,465	
DIMENSIONS					
W	D	H	SH	ArmH	SD
23.5"	21"	32"	18"	24.5"	15.7"

1,5 yd 23 sq.ft

Base finish options: Powder coated in available RAL colors or polished chrome.

DAISY

PLYWOOD BASE

B&T

MSRP					
COM/COL	A	B	C	Leather	
Ashwood	\$930	\$960	\$1,100	\$1,265	\$1,575
Beechwood	\$930	\$960	\$1,100	\$1,265	\$1,575
DIMENSIONS					
W	D	H	SH	ArmH	SD
23"	21"	32"	16"	24"	15.7"

1,5 yd 23 sq.ft

Wood base can be stained in natural ash, walnut or black colors.

DAISY

4 PRONGS SWIVEL BASE

B&T

MSRP				
COM/COL	A	B	C	Leather
\$905	\$930	\$1,070	\$1,240	\$1,545
DIMENSIONS				
W	D	H	SH	ArmH
23.5"	21"	32"	16"	24"

1,5 yd 23 sq.ft

Base can be polished chrome or powder painted as per RAL colors.

GUEST / DINING / SIDE CHAIRS and ARMCHAIRS

DANTE

Solid wood frame with metal seat support. Plywood seat and backrest. Stackable x 3

B&T

- #

0,8yd

14 sq.ft

Upholstered Seat
- #

1,2yd

20 sq.ft

Upholstered Seat & Backrest*

MSRP					
	COM/COL	A	B	C	Leather
Beechwood All Wood	\$545	-	-	-	-
AshWood All Wood	\$675	-	-	-	-
Beechwood S-UP	\$645	\$665	\$715	\$775	\$870
AshWood S-UP	\$710	\$735	\$780	\$840	\$935
Beechwood UP	\$730	\$750	\$800	\$860	\$965
AshWood UP	\$790	\$815	\$860	\$920	\$1,015

DIMENSIONS			
W	D	H	SH
19.5"	19"	32.5"	18"

* NewKing, Canyon, Vita, Brussel, and Leather is not available for the backrest upholstery.

DIAMOND

DIMPLE / DIMPLE PERFORATED

Shell:Polypropilene 85% / fiber glass 15%, UV resistant, matte texture.
Base: chrome, gold or black metal legs. Simple assembly required.

KUBIKOFF

MSRP	
PP	
\$250	

DIMENSIONS				
W	D	H	SH	ArmH
20.5"	23"	32"	18"	24"

*seat pads available

DIAMOND

v9

KUBIKOFF

MSRP	
PP	
\$255	

DIMENSIONS			
W	D	H	SH
20.5"	23"	32"	18"

*seat pads available

GUEST / DINING / SIDE CHAIRS and ARMCHAIRS

DION SIDE CHAIR

Solid wood structure. Upholstered seat. The backrest* back upholstery is optional. Fully assembled.

B&T

1 yd 14 sq.ft

MSRP					
	COM/COL	A	B	C	Leather
Beechwood	\$900	\$925	\$995	\$1,075	\$1,185
Ashwood	\$1,000	\$1,030	\$1,100	\$1,185	\$1,295

DIMENSIONS				
W	D	H	SH	
18.5"	21.5"	30,5"	18.5"	

* The backrest* back upholstery is optional. Please select.

DION ARMCHAIR

B&T

1 yd 14 sq.ft

MSRP					
	COM/COL	A	B	C	Leather
Beechwood	\$985	\$1,015	\$1,085	\$1,170	\$1,280
Ashwood	\$1,000	\$1,035	\$1,205	\$1,290	\$1,400

DIMENSIONS				
W	D	H	SH	
18.5"	21.5"	30,5"	18.5"	

* The backrest* back upholstery is optional. Please select.

DOBRA

PROSTORIA

MSRP								
100	200	300	400	500	600	700	80	80
-	\$1,440	\$1,485	\$1,525	\$1,565	\$1,610	\$1,655	\$1,635	\$1,735

DIMENSIONS				
W	D	H	SH	
23"	21"	31"	19"	

DOT VENEERED WOOD SEAT

Plywood seat and back. Upholstered backpad. Seat upholstery is optional. Metal base. Fully assembled.

B&T

0,4 yd 6.5 sq.ft

MSRP					
	COM/COL	A	B	C	Leather
Beechwood w / out ARM	\$515	\$530	\$565	\$610	\$680
Beechwood w / ARM	\$540	\$555	\$595	\$640	\$715
Ashwood w / out ARM	\$605	\$620	\$660	\$705	\$775
Ashwood w / ARM	\$630	\$645	\$685	\$730	\$805

DIMENSIONS					
W	D	H	SH	AH	SD
19.5"	20"	33,5"	16.5"	~ / 25.5"	14.5"

* Stackable x 4.

GUEST / DINING / SIDE CHAIRS and ARMCHAIRS

DOT UPHOLSTERED SEAT

B&T

0,7 yd 10 sq.ft

MSRP					
	COM/COL	A	B	C	Leather
Beechwood w / out ARM	\$580	\$595	\$645	\$705	\$835
Beechwood w / ARM	\$610	\$630	\$685	\$745	\$865
Ashwood w / out ARM	\$660	\$680	\$730	\$795	\$920
Ashwood w / ARM	\$700	\$720	\$775	\$835	\$960

DIMENSIONS					
W	D	H	SH	AH	SD
19.5"	20"	33,5"	16.5"	~ / 25.5"	15.7"
* Stackable x 4.					

DUPONT

Powder coated metal frame

B&T

1.1 yd 18 sq.ft

MSRP					
	COM/COL	A	B	C	Leather
Beechwood	\$460	-	-	-	-
Ashwood	\$535	-	-	-	-

DIMENSIONS					
W	D	H	SH	SD	
20"	21.5"	33"	18.5"	14"	
*Stackable x 4.					

DUPONT UPHOLSTERED SEAT

Plywood seat - Powder coated metal frame

B&T

1.1 yd 18 sq.ft

MSRP					
	COM/COL	A	B	C	Leather
	\$600	\$615	\$690	\$785	\$930

DIMENSIONS					
W	D	H	SH	SD	
20"	21.5"	33"	18.5"	14"	

FLA

TOOU

1.5 yd 23 sq.ft

MSRP			
PP		PAD	
\$ 195		\$ 75	
(TOOU Fabrics)			
DIMENSIONS			
W	D	H	SH
20.8"	22.4"	30.3"	18.5"

GUEST / DINING / SIDE CHAIRS and ARMCHAIRS

GAO CHAIR

BABEL D

MSRP		
Metal		
\$820		
DIMENSIONS		
W	D	H
17.7"	19.7"	31.5"

GAO CUSHION

BABEL D

MSRP	
CHAIR CUSHION	
\$180	

GRACE WOOD - UPHOLSTERED BACK

B&T

MSRP					
COM/COL	A	B	C	Leather	
BEECHWOOD	\$1,230	\$1,265	\$1,550	\$1,605	\$1,885
ASHWOOD	\$1,240	\$1,280	\$1,435	\$1,620	\$1,900
DIMENSIONS					
W	D	H	SH	Arm H	SD
23.6"	23"	33"	19.3"	25.2"	17.8"

2 yd 28 sq.ft

GRACE WOOD - PLYWOOD BACK

B&T

MSRP					
COM/COL	A	B	C	Leather	
BEECHWOOD	\$1,385	\$1,430	\$1,555	\$1,710	\$1,950
ASHWOOD	\$1,405	\$1,450	\$1,575	\$1,730	\$1,975
DIMENSIONS					
W	D	H	SH	Arm H	SD
23.6"	23"	33"	19.3"	25.2"	17.8"

2 yd 28 sq.ft

GUEST / DINING / SIDE CHAIRS and ARMCHAIRS

GRACE PREMIUM S - UPHOLSTERED BACK

B&T

2 yd ☆ 28 sq.ft

MSRP					
COM/COL	A		B	C	Leather
\$1,450	\$1,495		\$1,635	\$1,815	\$2,100
DIMENSIONS					
W	D	H	SH	Arm H	SD
23.6"	23"	33"	19.3"	25.2"	17.8"

GRACE PREMIUM S - PLYWOOD BACK

B&T

2 yd ☆ 28 sq.ft

MSRP					
COM/COL	A		B	C	Leather
\$1,675	\$1,725		\$1,840	\$1,990	\$2,235
DIMENSIONS					
W	D	H	SH	Arm H	SD
23.6"	23"	33"	19.3"	25.2"	17.8"

HOLI SIDE CHAIR I SOLID/PERFORATED

Seat: Polypropylene, UV resistant. Galvanized metal base. Stackable x 6.
Simple assembly required. Indoor/Outdoor.

TOOU

MSRP			
PP			
\$180			
DIMENSIONS			
W	D	H	SH
19"	20"	31"	18,5"

* Stackable x 6.

HOLI ARMCHAIR I SOLID/PERFORATED

TOOU

MSRP			
PP			
\$205			
DIMENSIONS			
W	D	H	SH
21.5"	20"	31"	18.5"

* Stackable x 6.

C
O
K
C
0
0
2
0
4

GUEST / DINING / SIDE CHAIRS and ARMCHAIRS

HOLI SLED BASE - SIDE CHAIR I SOLID/PERFORATED

TOOU

MSRP

PP

\$195

DIMENSIONS

W

D

H

SH

22"

19.5"

31.5"

18.5"

*Sled base connertor is available for extra charge. \$10 per 30pcs.

HOLI SLED BASE - ARMCHAIR I SOLID/PERFORATED

TOOU



MSRP

PP

\$220

DIMENSIONS

W

D

H

SH

23"

19.5"

31.5"

18.5"

*Sled base connertor is available for extra charge. \$10 per 30pcs.

HOLI EASY UP SEAT COVER

TOOU

#1.1 yd

MSRP

FABRIC UPHOLSTERY

COM

\$150

\$ 175

JOS CHAIR

BABEL D

MSRP

Metal

\$1,125

DIMENSIONS

W

D

H

19.7"

20.1"

31.5"

JOS CUSHION

BABEL D

MSRP

CHAIR CUSHION

\$210

GUEST / DINING / SIDE CHAIRS and ARMCHAIRS

JOI JOI 20

Seat: Polypropylene, air injection technology. UV resistant. Various seat cover options.

TOOU

MSRP

STRUCTURE	STANDARD DARK GRAY CUSHION	SUNBRELLA CUSHION	COM CUSHION
\$190	\$60	\$90	\$125

DIMENSIONS

W	D	H	SH
19"	20.5"	30"	18.5"

w/sunbrella seat cover

0,4 yd

JOI JOI 24

TOOU

MSRP

STRUCTURE	STANDARD DARK GRAY CUSHION	SUNBRELLA CUSHION	COM CUSHION
\$190	\$60	\$90	\$125

DIMENSIONS

W	D	H	SH
21.5"	20.5"	32"	18.5"

w/sunbrella seat cover

#0,4 yd

JOI JOI 36

TOOU

MSRP

STRUCTURE	STANDARD DARK GRAY CUSHION	SUNBRELLA CUSHION	COM CUSHION
\$190	\$60	\$90	\$125

DIMENSIONS

W	D	H	SH
18.5"	20.5"	33"	18.5"

w/sunbrella seat cover

#0,4 yd

JUGO CHAIR

Seat: Polypropylene, air injection technology. UV resistant. Various seat cover options.

PROSTORIA

MSRP

	SIDE		w / Arm Rest		w / Wood Arm Rest*		
METAL BODY	\$1,385		\$1,495		\$1,755		
	100	200	300	400	500	600	700
CUSHION	-	\$640	\$705	\$775	\$845	\$915	\$985

DIMENSIONS

W	D	H	SH
21"	21.6"	31.5"	18,5"
with armrest	23.6"		

Stackable x 6
* Larch, Iroko or Teak.

GUEST / DINING / SIDE CHAIRS and ARMCHAIRS

KANO CHAIR

BABEL D

MSRP			
SIDE CHAIR		ARM CHAIR	
\$670		\$755	
DIMENSIONS			
W	D	H	SH
20.1"	22.4"	32.3"	17.7"

KANO CUSHION

BABEL D

MSRP	
CHAIR CUSHION	
\$180	

KISSI CHAIR

BABEL D

MSRP			
SIDE CHAIR		ARM CHAIR	
\$790		\$955	
DIMENSIONS			
W	D	H	SH
21,7"	21,7"	31.5"	18.5"

KISSI CUSHION

BABEL D

MSRP	
CHAIR CUSHION	
\$180	

KISSI ROUND CHAIR

BABEL D

MSRP			
SIDE CHAIR			
\$1,880			
DIMENSIONS			
W	D	H	SH
24"	22.8"	30.3"	18.5"

C
O
K
C
0
0
2
0
4

GUEST / DINING / SIDE CHAIRS and ARMCHAIRS

C
O
K
C
0
0
2
0
4

LAMY

SLED BASE

Injection molded contract grade foam. Various base options. Fully assembled.

B&T

1.8 yd 26 sq.ft

MSRP					
COM/COL	A	B	C	Leather	
\$980	\$1,010	\$1,080	\$1,380	\$1,685	
DIMENSIONS					
W	D	H	SH	Arm H	SD
23.5"	25"	31.5"	19"	24"	18"

Base finish options: Powder coated in available RAL colors or polished chrome.

LAMY

X BASE

B&T

1.8 yd 26 sq.ft

MSRP					
COM/COL	A	B	C	Leather	
\$1,020	\$1,050	\$1,215	\$1,415	\$1,725	
DIMENSIONS					
W	D	H	SH	Arm H	SD
23.5"	25"	31.5"	19"	24"	18"

Base finish options: Powder coated in available RAL colors or polished chrome.

LAMY

ELLIPSE BASE - Swivel -

B&T

1.8 yd 26 sq.ft

MSRP					
COM/COL	A	B	C	Leather	
\$1,065	\$1,095	\$1,260	\$1,465	\$1,765	
DIMENSIONS					
W	D	H	SH	Arm H	SD
23.5"	25"	31.5"	19"	24"	18"

Base finish options: Powder coated in available RAL colors or polished chrome.

LAMY

PREMIUM - Swivel -

B&T

1.8 yd 26 sq.ft

MSRP					
COM/COL	A	B	C	Leather	
\$1,380	\$1,425	\$1,575	\$1,750	\$2,020	
DIMENSIONS					
W	D	H	SH	Arm H	SD
23.5"	25"	31.5"	19"	24"	18"

Base finish options: Powder coated in available RAL colors or polished chrome.

GUEST / DINING / SIDE CHAIRS and ARMCHAIRS

LAMY

WOOD BASE - Swivel -

B&T

1.8 yd 26 sq.ft

MSRP					
	COM/COL	A	B	C	Leather
Beechwood	\$1,225	\$1,265	\$1,430	\$1,630	\$1,930
Ashwood	\$1,245	\$1,285	\$1,455	\$1,655	\$1,955

DIMENSIONS					
W	D	H	SH	Arm H	SD
23.5"	25"	31.5"	19"	24"	18"

LORENZO

KOLLEKTIFF

1.6 yd 23 sq.ft

MSRP				
STANDARD UPHOLSTERY				
\$760				

DIMENSIONS				
W	D	H	SH	
20.5"	20.9"	31.9"	18.1"	

MENTOR

PREMIUM SWIVEL

Injection molded contract grade foam. Swivel metal base. Fully assembled.

B&T

1.7 yd 24 sq.ft

MSRP				
COM/COL	A	B	C	Leather
\$1,540	\$1,590	\$1,770	\$1,985	\$2,315

DIMENSIONS					
W	D	H	SH	Arm H	SD
25"	25"	39.5"	18"	27.5"	19.7"

Base can be polished chrome or powder painted as per RAL colors.

MELIK

CHAIR

BABEL D

MSRP		
SIDE CHAIR		
\$910		

DIMENSIONS		
W	D	H
20.5"	20.9"	31.9"

GUEST / DINING / SIDE CHAIRS and ARMCHAIRS

C
O
K
C
0
0
2
0
4

MELIK DINING CHAIR

BABEL D

MSRP

SIDE CHAIR

\$1,250

DIMENSIONS

W

D

H

25.6"

20.9"

28.731.9

MELIK CUSHION

BABEL D

MSRP

CHAIR CUSHION

\$215

MIA ALL WOOD

Seat, Backrest: Moulded plywood. Frame: Solid oak wood. Fully assembled.

KOLLEKTIFF

MSRP

AMERICAN WHITE OAK

BLACK ASH

\$445

\$390

DIMENSIONS

W

D

H

SH

20"

20"

31.5"

18"

* Stackable x 4.

MIA METAL BASE

KOLLEKTIFF

MSRP

AMERICAN WHITE OAK

BLACK ASH

\$315

\$305

DIMENSIONS

W

D

H

SH

20"

20"

31.5"

18"

* Stackable x 4.

GUEST / DINING / SIDE CHAIRS and ARMCHAIRS

MIKA ALL WOOD

Natural or Black Ash Wood or Walnut stained beech wood. Seat pad is optional. Fully assembled.

B&T

#0.8 yd 14 sq.ft

MSRP					
	ALL WOOD	A	B	C	Leather
Beechwood w / out ARM	\$680	-	-	-	-
Beechwood w / ARM	\$775	-	-	-	-
Ashwood w / out ARM	\$800	-	-	-	-
Ashwood w / ARM	\$900	-	-	-	-

DIMENSIONS				
W	D	H	SH	SH w / PAD
19.5"	18"	31"	18"	19.5"

MIKA SIDE CHAIR UPHOLSTERED SEAT

Natural or Black Ash Wood or Walnut stained beech wood. Seat pad is optional. Fully assembled.

B&T

#0.8 yd 14 sq.ft

MSRP					
	COM/COL	A	B	C	Leather
Beechwood	-	\$795	\$860	\$935	\$1,155
Ashwood	-	\$875	\$940	\$1,020	\$1,235

DIMENSIONS				
W	D	H	SH	SH w / PAD
19.5"	18"	31"	18"	19.5"

MIKA ARMCHAIR UPHOLSTERED SEAT

B&T

#0.8 yd 14 sq.ft

MSRP					
	COM/COL	A	B	C	Leather
Beechwood	-	\$915	\$975	\$1,060	\$1,275
Ashwood	-	\$1,010	\$1,075	\$1,155	\$1,375

DIMENSIONS				
W	D	H	SH	SH w / PAD
22"	19.5"	31"	18"	19.5"

MONK WOOD BASE

Upholstered plywood seat. Solid wood or metal base.

PROSTORIA

MSRP							
	100	200	300	400	500	600	700
Oak/Ash	-	\$1,610	\$1,670	\$1,795	\$1,885	\$1,980	\$2,080
Walnut	-	\$1,720	\$1,805	\$1,905	\$2,000	\$2,095	\$2,190

DIMENSIONS			
W	D	H	SH
21.5"	23"	33"	18"

GUEST / DINING / SIDE CHAIRS and ARMCHAIRS

MONK

SLED BASE

PROSTORIA

MSRP						
100	200	300	400	500	600	700
-	\$1,745	\$1,835	\$1,930	\$2,025	\$2,120	\$2,215
DIMENSIONS						
W	D	H	SH			
21,5"	23"	33"	18"			

MONK

METAL LEGS

PROSTORIA

MSRP						
100	200	300	400	500	600	700
-	\$1,745	\$1,835	\$1,930	\$2,025	\$2,120	\$2,215
DIMENSIONS						
W	D	H	SH			
21.5"	23"	33"	18"			

MONK

SWIVEL BASE w/ or w/out CASTORS

PROSTORIA

MSRP						
A(100)	B(200)	C(300)	400	500	600	700
-	\$1,830	\$1,915	\$2,010	\$2,100	\$2,195	\$2,290
DIMENSIONS						
W	D	H	SH			
22"	23"	32.5"	18"			

MORRO

Veneered or upholstered plywood seat and backrest. Powder coated metal frame. Fully assembled.

KOLLEKTIFF

MSRP			
AMERICAN OAK		UPHOLSTERED*	
\$ 280		\$ 340	
DIMENSIONS			
W	D	H	SH
17"	19.7"	33"	18"

1.1 yd 18 sq.ft

* Stackable x 4.
*Standard Kollektiff fabrics / COM / COL

GUEST / DINING / SIDE CHAIRS and ARMCHAIRS

NOVA

Galvanized Steel Frame, Outdoor/Indoor, Fully assembled.

KOLLEKTIFF

#0.7 yd 14 sq.ft

SIDE CHAIR
ARM CHAIR

MSRP			
GALVANIZED METAL		PAD	
SIDE CHAIR	\$ 515		\$ 195
ARM CHAIR	\$ 540		\$ 195

DIMENSIONS			
W	D	H	SH
20"	21"	30.5"	
22"	21"	30.5"	

OBLIKANT CHAIR

WOOD (non-stackable)

Shell: Bent plywood + colour lacquer. Base: Solid wood + lacquer or Metal

PROSTORIA

MSRP			
OAK			
\$915			

DIMENSIONS			
W	D	H	SH
19.5"	20.5"	36"	18"

* Add net \$40 for visible wood lines on the seat.

OBLIKANT CHAIR

METAL SLED (stackable x 8pcs)

PROSTORIA



MSRP		
OAK / ASH	WALNUT	COLOR LACQUER
\$840	\$865	\$820

DIMENSIONS			
W	D	H	SH
21.5"	20,5"	36"	18"

* Add net \$40 for visible wood lines on the seat.

OBLIKANT CHAIR

METAL 4 LEGS (stackable x 8pcs)

PROSTORIA

MSRP		
OAK / ASH	WALNUT	COLOR LACQUER
\$805	\$835	\$785

DIMENSIONS			
W	D	H	SH
21.5"	20.5"	36"	18"

* Add net \$40 for visible wood lines on the seat.

GUEST / DINING / SIDE CHAIRS and ARMCHAIRS

OBLIKANT CHAIR METAL CANTILEVER (stackable x 4pcs)

PROSTORIA

MSRP			
OAK / ASH		WALNUT	COLOR LACQUER
\$960		\$985	\$940
DIMENSIONS			
W	D	H	SH
23"	21"	36"	18"

* Add net \$40 for visible wood lines on the seat.

OBLIKANT ARMCHAIR METAL SLED (non-stackable)

Shell: Bent plywood + colour lacquer
Metal base and arm with wooden armrests

PROSTORIA

MSRP						
OAK / ASH		WALNUT		COLOR LACQUER		
\$1,075		\$1,105		\$1,060		
DIMENSIONS						
W		D		H		SH
21.5"		20.5"		36"		18"

* \$85 extra charge for visible wood lines on the seat.

OBLIKANT ARMCHAIR METAL 4 LEGS (stackable x 8pcs)

PROSTORIA

MSRP			
OAK / ASH	WALNUT		COLOR LACQUER
\$885	\$915		\$870
DIMENSIONS			
W	D	H	SH
21.5"	20.5"	36"	18"

* \$85 extra charge for visible wood lines on the seat.

OBLIKANT ARMCHAIR METAL CANTILEVER (non-stackable)

PROSTORIA

MSRP						
OAK / ASH		WALNUT		COLOR LACQUER		
\$1,040		\$1,075		\$1,025		
					DIMENSIONS	
W		D		H		SH
23"		21"		36"		18"

* \$85 extra charge for visible wood lines on the seat.

C
O
K
C
0
0
2
0
4

GUEST / DINING / SIDE CHAIRS and ARMCHAIRS

OBLIKANT ARMCHAIR PADDED COVER

PROSTORIA

MSRP						
A(100)	B(200)	C(300)	400	500	600	700
-	\$370	\$445	\$530	\$610	\$695	\$775

OBLIQUE WOOD

Moulded foam, metal frame. Solid wood or metal base-armrest.

PROSTORIA

MSRP							
	100	200	300	400	500	600	700
Oak / Ash	-	\$1,535	\$1,635	\$1,740	\$1,855	\$1,960	\$2,070
Walnut	-	\$1,620	\$1,720	\$1,830	\$1,935	\$2,045	\$2,155

DIMENSIONS			
W	D	H	SH
18"	23"	35"	18"

OBLIQUE METAL BASE W/ WOOD ARMRESTS

PROSTORIA

MSRP						
A(100)	B(200)	C(300)	400	500	600	700
-	\$1,585	\$1,680	\$1,790	\$1,890	\$2,010	\$2,115

OUTDOOR						
	200	300	400	500	600	700
	\$1,825	\$1,935	\$2,060	\$2,185	\$2,310	\$2,440

DIMENSIONS			
W	D	H	SH
25"	23"	35"	18"

OBLIQUE 4 LEGS

PROSTORIA

MSRP							
	100	200	300	400	500	600	700
w/out Armrests	-	\$1,320	\$1,415	\$1,525	\$1,635	\$1,745	\$1,855
w/ Armrests	-	\$1,370	\$1,465	\$1,575	\$1,685	\$1,795	\$1,905

OUTDOOR							
	200	300	400	500	600	700	
w/out Armrest	\$1,580	\$1,700	\$1,830	\$1,965	\$2,095	\$2,225	
w/ Armrest	\$1,640	\$1,760	\$1,890	\$2,025	\$2,155	\$2,285	

DIMENSIONS			
W	D	H	SH
21" - 22"	23"	31"	18"

GUEST / DINING / SIDE CHAIRS and ARMCHAIRS

OBLIQUE SLED BASE

PROSTORIA

MSRP							
	100	200	300	400	500	600	700
w/out Armrests	-	\$1,360	\$1,460	\$1,565	\$1,675	\$1,785	\$1,895
w/ Armrests	-	\$1,540	\$1,635	\$1,745	\$1,855	\$1,965	\$2,070
OUTDOOR							
	200	300	400	500	600	700	
w/out Armrest	\$1,630	\$1,750	\$1,880	\$2,010	\$2,145	\$2,275	
w/ Armrest	\$1,845	\$1,965	\$2,095	\$2,225	\$2,355	\$2,485	
DIMENSIONS							
W	D		H		SH		
21.5"-23"	23"		31"		18"		

OBLIQUE CANTILEVER BASE

PROSTORIA

MSRP							
	100	200	300	400	500	600	700
w/out Armrests	-	\$1,450	\$1,550	\$1,660	\$1,765	\$1,875	\$1,985
w/ Armrests	-	\$1,515	\$1,615	\$1,725	\$1,935	\$1,940	\$2,290
OUTDOOR							
	200	300	400	500	600	700	
w/out Armrest	\$1,740	\$1,860	\$1,990	\$2,120	\$2,250	\$2,385	
w/ Armrest	\$1,920	\$1,935	\$2,070	\$2,200	\$2,330	\$2,460	
DIMENSIONS							
W	D		H		SH		
26.5"	28"		31"		18"		

OJAI

Veneered or upholstered plywood seat and backrest. Powder coated metal frame. Fully assembled.

KOLLEKTIFF

MSRP			
NATURAL / BLACK		UPHOLSTERED*	
\$ 335		\$ 355	
DIMENSIONS			
W	D	H	SH
17"	21.5"	31"	18"

1 yd 17 sq.ft

*Standard Kollektiff fabrics / COM / COL.

GUEST / DINING / SIDE CHAIRS and ARMCHAIRS

OSMO CHAIR OUTDOOR

Seat & Backrest: Solid wood + outdoor oil Stainless Steel Structure

PROSTORIA

MSRP			
	LARCH	IROKO	TEAK
Steel	\$1,260	\$2,040	\$2,400
CHAIR CUSHION			
	200	300	400
	\$215	\$240	\$275
DIMENSIONS			
W	D	H	SH
21"	22.5"	32.5"	17.5"

Stackable x 5

OUTO SIDE CHAIR

Polypropylene. Air injection technology. In and Outdoor use. UV resistant.

TOOU

MSRP			
PP			
\$ 145			
DIMENSIONS			
W	D	H	SH
19"	19"	32.5"	19"

Stackable x 8 pcs

OUTO ARMCHAIR

TOOU

MSRP			
PP			
\$ 160			
DIMENSIONS			
W	D	H	SH
21.5"	19"	32.5"	19"

Stackable x 8 pcs

OUTO LOUNGE CHAIR

TOOU

MSRP			
PP			
\$ 250			
DIMENSIONS			
W	D	H	SH
24"	31.5"	30"	15.5"

w/sunbrella seat cover

C
O
K
C
0
0
2
0
4

GUEST / DINING / SIDE CHAIRS and ARMCHAIRS

OSMO METAL CHAIR OUTDOOR

Stainless Steel Structure

PROSTORIA



MSRP			
INOX		INOX with TEAK	
\$1,120		\$1,815	
CHAIR CUSHION			
200	300	400	
\$215	\$240	\$275	
DIMENSIONS			
W	D	H	SH
23"	21.5"	32.5"	17.5"
Stackable x 5			

OUTO ROCKING CHAIR

TOOU

MSRP			
PP			
\$320			
DIMENSIONS			
W	D	H	SH
24"	31.5"	30"	15"
*Simple assembly required. Non stackable			

OUTO HOCKER

TOOU

MSRP		
PP		
\$ 105		
DIMENSIONS		
W	D	H
17"	16"	16"
Stackable x 4 pos		

OUTO CONNECTOR TABLE

TOOU

MSRP		
PP		
\$ 35		
DIMENSIONS		
W	D	H
14"	13.5"	1.5"

C
O
K
C
O
2
0
4

GUEST / DINING / SIDE CHAIRS and ARMCHAIRS

PALOMA

Veneered or upholstered plywood seat and backrest. Powder coated metal frame. Fully assembled.

KOLLEKTIFF

1 yd 17 sq.ft

MSRP			
NATURAL / BLACK		UPHOLSTERED*	
\$330		\$360	
DIMENSIONS			
W	D	H	SH
18"	21.7"	32"	18"

Stackable x6.
*Standard Kollektiff fabrics / COM / COL.

PERA

SLED BASE

Injection molded contract grade foam. Various base options. Fully assembled.

B&T

1 yd 17 sq.ft

MSRP				
COM/COL	A	B	C	Leather
\$630	\$650	\$745	\$860	\$1,110
DIMENSIONS				
W	D	H	SH	SD
18.5"	22"	32.5"	18"	16"

Base finish options: Powder coated in available RAL colors or polished chrome.

PERA

ELIPS BASE

B&T

1 yd 17 sq.ft

MSRP				
COM/COL	A	B	C	Leather
\$730	\$750	\$850	\$960	\$1,215
DIMENSIONS				
W	D	H	SH	SD
18.5"	21"	32"	18"	16"

Base finish options: Powder coated in available RAL colors or polished chrome.

PERA

ELLIPSE BASE WITH ARM

B&T

1.1 yd 17 sq.ft

MSRP					
COM/COL	A	B	C	Leather	
\$870	\$875	\$995	\$1,105	\$1,360	
DIMENSIONS					
W	D	H	SH	Arm H	SD
21"	21"	32"	18"	25.5"	16"

Base finish options: Powder coated in available RAL colors or polished chrome.

C
O
K
C
0
0
2
0
4

GUEST / DINING / SIDE CHAIRS and ARMCHAIRS

PERA WOOD BASE

B&T

1 yd 17 sq.ft

MSRP				
COM/COL	A	B	C	Leather
\$770	\$790	\$885	\$1,000	\$1,250
DIMENSIONS				
W	D	H	SH	SD
18.5"	22"	32.5"	18"	16"

Base finish options: Powder coated in available RAL colors or polished chrome.

PERA DOWEL BASE

B&T

1 yd 17 sq.ft

MSRP					
	COM/COL	A	B	C	Leather
WOOD DOWEL BASE	\$735	\$760	\$855	\$970	\$1,220
METAL DOWEL BASE	\$750	\$775	\$865	\$980	\$1,235
DIMENSIONS					
W	D	H	SH	SD	
18.5"	21"	32"	18"	16"	

DOWEL BASE Base finish options: Powder coated in available RAL colors or polished chrome.

PERA X BASE

B&T

1.1 yd 17 sq.ft

MSRP				
COM/COL	A	B	C	Leather
\$660	\$680	\$775	\$890	\$1,140
DIMENSIONS				
W	D	H	SH	SD
18.5"	20.5"	32"	17.5"	16"

Base finish options: Powder coated in available RAL colors or polished chrome.

PERA SLED BASE w/BACK

B&T

1 yd 17 sq.ft

MSRP				
COM/COL	A	B	C	Leather
\$630	\$650	\$745	\$860	\$1,110
DIMENSIONS				
W	D	H	SH	SD
18.5"	22"	32.5"	18.5"	16"

Base finish options: Powder coated in available RAL colors or polished chrome.

C
O
K
C
0
0
2
0
4

GUEST / DINING / SIDE CHAIRS and ARMCHAIRS

PERA 4 PRONGS SPIDER BASE W/CASTERS

B&T

1 yd 17 sq.ft

MSRP					
	COM/COL	A	B	C	Leather
w/our ARM	\$795	\$820	\$920	\$1,040	\$1,305
w / ARM	\$930	\$960	\$1,060	\$1,180	\$1,440
DIMENSIONS					
W	D	H	SH	Arm H	SD
21"	21"	32.5"	18"	25.5"	16"

DOWEL BASE Base finish options: Powder coated in available RAL colors or polished chrome.

PIUN STACKABLE X 5 Plywood seat + solid wood backrest. Metal tube Ø 16 mm + powder coating base. Fully assembled.

PROSTORIA



MSRP									
WOOD									
\$1,275									
Upholstered Seat									
100	200	300	400	500	600	700	60	80	
-	\$1,460	\$1,485	\$1,510	\$1,535	\$1,560	\$1,590	\$1,730	\$1,795	
DIMENSIONS									
W	D	H	SH						
22"	20.5"	31.5"	18"						

PLIE ARMCHAIR

Steel frame painted in polyester powder.
Injection moulded foam seat and seatback upholstered in fabric.

Laminimal

MSRP				
\$ 845				
DIMENSIONS				
W	D	H	SH	Arm Height
22"	20"	28.8"	18.5"	28.3"

REGO ELIPS BASE

Injection molded contract grade foam. Various base options. Fully assembled.

B&T

1.5 yd 23 sq.ft

MSRP					
COM/COL	A	B	C	Leather	
\$850	\$875	\$1,000	\$1,150	\$1,430	
DIMENSIONS					
W	D	H	SH	Arm H	SD
24"	22.5"	31"	18"	25.5"	16.5"

Base finish options: Powder coated in available RAL colors or polished chrome.

GUEST / DINING / SIDE CHAIRS and ARMCHAIRS

C
O
K
C
0
0
2
0
4

REGO DOWEL WOOD BASE

B&T

1.5 yd 23 sq.ft

MSRP					
COM/COL	A	B	C	Leather	
\$915	\$945	\$1,070	\$1,225	\$1,505	
DIMENSIONS					
W	D	H	SH	Arm H	SD
24"	23"	31"	18"	25.5"	16.5"

REGO ELIPS BASE

Injection molded contract grade foam. Various base options. Fully assembled.

B&T

1.5 yd 23 sq.ft

MSRP					
COM/COL	A	B	C	Leather	
\$850	\$875	\$1,000	\$1,150	\$1,430	
DIMENSIONS					
W	D	H	SH	Arm H	SD
24"	22.5"	31"	18"	25.5"	16.5"

Base finish options: Powder coated in available RAL colors or polished chrome.

REGO SLED BASE

B&T

1.5 yd 23 sq.ft

MSRP					
COM/COL	A	B	C	Leather	
\$775	\$795	\$920	\$1,075	\$1,350	
DIMENSIONS					
W	D	H	SH	Arm H	SD
24"	22.5"	31"	18"	25.5"	16.5"

DOWEL BASE Base finish options: Powder coated in available RAL colors or polished chrome.

GUEST / DINING / SIDE CHAIRS and ARMCHAIRS

REGO 4 PRONGS SPIDER SWIVEL W / CASTORS

B&T

MSRP					
COM/COL	A	B	C	Leather	
\$890	\$920	\$1,050	\$1,200	\$1,490	
DIMENSIONS					
W	D	H	SH	Arm H	SD
24"	22.5"	31"	18"	25.5"	16.5"

1.5 yd 23 sq.ft

Base can be polished chrome or powder painted as per RAL colors.

REGO X BASE

B&T

MSRP					
COM/COL	A	B	C	Leather	
\$800	\$825	\$950	\$1,100	\$1,380	
DIMENSIONS					
W	D	H	SH	Arm H	SD
24"	22.5"	31"	18"	25.5"	16.5"

1.5 yd 23 sq.ft

Base can be polished chrome or powder painted as per RAL colors.

REGO PLYWOOD BASE

B&T

MSRP					
COM/COL	A	B	C	Leather	
\$860	\$885	\$1,010	\$1,165	\$1,445	
DIMENSIONS					
W	D	H	SH	Arm H	SD
24"	22.5"	30.5"	17.5"	25.5"	16.5"

1.5 yd 23 sq.ft

Base finish options: Natural Ash, Black or Walnut Stained.

REGO PREMIUM SWIVEL

B&T

MSRP					
COM/COL	A	B	C	Leather	
\$1,270	\$1,310	\$1,435	\$1,590	\$1,870	
DIMENSIONS					
W	D	H	SH	Arm H	SD
27.5"	27.5"	29"	15.5"	23.5"	15.8"

1.5 yd 23 sq.ft

PREMIUM SWIVEL Base finish options: Powder coated in available RAL colors or polished chrome.

GUEST / DINING / SIDE CHAIRS and ARMCHAIRS

REGO PLAY 4 LEGS

Injection molded contract grade foam. Various base options. Fully assembled.

B&T

1.6 yd 23 sq.ft

MSRP					
	COM/COL	A	B	C	Leather
PP	\$410	x	x	x	x
UPHOLSTERED SEAT	\$565	\$580	\$630	\$685	\$775
FULLY UPHOLSTERED SEAT	\$760	\$785	\$900	\$1,035	\$1,285
DIMENSIONS					
W	D	H	SH	Arm H	
24"	22"	31"	17"	26"	

REGO PLAY OUTDOOR 4 LEGS

B&T

1.6 yd 23 sq.ft

MSRP					
	COM/COL	A	B	C	Protective Cover
CLASSIC POLYP	\$715	x	x	x	\$345
CLASSIC S-UP	\$870	\$895	\$960	\$1,030	\$345
CLASSIC UP	\$1,180	\$1,215	\$1,370	\$1,555	\$345
DIMENSIONS					
W	D	H	SH	Arm H	
24"	22"	31"	17"	26"	

REGO PLAY X BASE

B&T

1.6 yd 23 sq.ft

MSRP					
	COM/COL	A	B	C	Leather
PP	\$435	x	x	x	x
UPHOLSTERED SEAT	\$590	\$605	\$655	\$715	\$800
FULLY UPHOLSTERED SEAT	\$790	\$815	\$935	\$1,075	\$1,340
DIMENSIONS					
W	D	H	SH	Arm H	
24"	22"	31"	17"	26"	

REGO PLAY OUTDOOR X BASE

B&T

1.6 yd 23 sq.ft

MSRP					
	COM/COL	A	B	C	Protective Cover
X POLYP	\$640	x	x	x	\$345
X S-UP	\$830	\$860	\$925	\$1,000	\$345
X UP	\$1,170	\$1,205	\$1,370	\$1,565	\$345
DIMENSIONS					
W	D	H	SH	Arm H	
24"	22"	31"	17"	26"	

GUEST / DINING / SIDE CHAIRS and ARMCHAIRS

REGO PLAY SLED

B&T

1.6 yd 23 sq.ft

MSRP					
	COM/COL	A	B	C	Leather
PP	\$410	x	x	x	x
UPHOLSTERED SEAT	\$565	\$580	\$630	\$690	\$775
FULLY UPHOLSTERED SEAT	\$790	\$815	\$935	\$1,080	\$1,340

DIMENSIONS				
W	D	H	SH	Arm H
24"	22"	31"	17"	26"

REGO PLAY OUTDOOR SLED

B&T

1.6 yd 23 sq.ft

MSRP					
	COM/COL	A	B	C	Protective Cover
SLED POLYP	\$670	x	x	x	\$345
SLED S-UP	\$865	\$890	\$950	\$1,030	\$345
SLED UP	\$1,210	\$1,245	\$1,410	\$1,605	\$345

DIMENSIONS				
W	D	H	SH	Arm H
24"	22"	31"	17"	26"

REGO PLAY DOWEL WOOD

B&T

1.6 yd 23 sq.ft

MSRP					
	COM/COL	A	B	C	Leather
PP	\$475	x	x	x	x
UPHOLSTERED SEAT	\$605	\$625	\$675	\$730	\$820
FULLY UPHOLSTERED SEAT	\$790	\$815	\$930	\$1,065	\$1,315

DIMENSIONS				
W	D	H	SH	Arm H
24"	22"	31"	17"	26"

REGO PLAY OUTDOOR DOWEL WOOD

B&T

1.6 yd 23 sq.ft

MSRP					
	COM/COL	A	B	C	Protective Cover
WOOD DOWEL POLYP	\$795	x	x	x	\$345
WOOD DOWEL S-UP	\$955	\$990	\$1,050	\$1,120	\$345
WOOD DOWEL UP	\$1,280	\$1,325	\$1,480	\$1,665	\$345

DIMENSIONS				
W	D	H	SH	Arm H
24"	22"	31"	17"	26"

GUEST / DINING / SIDE CHAIRS and ARMCHAIRS

REGO PLAY ELLIPSE

B&T

1.6 yd ☆ 23 sq.ft

MSRP					
	COM/COL	A	B	C	Leather
PP	\$490	x	x	x	x
UPHOLSTERED SEAT	\$640	\$660	\$710	\$765	\$855
FULLY UPHOLSTERED SEAT	\$825	\$850	\$960	\$1,100	\$1,345

DIMENSIONS				
W	D	H	SH	Arm H
24"	22"	31"	17"	26"

REGO PLAY PREMIUM SWIVEL

B&T

1.6 yd ☆ 23 sq.ft

MSRP					
	COM/COL	A	B	C	Leather
PP	\$870	x	x	x	x
UPHOLSTERED SEAT	\$1,010	\$1,040	\$1,090	\$1,145	\$1,230
FULLY UPHOLSTERED SEAT	\$1,190	\$1,230	\$1,345	\$1,480	\$1,730

DIMENSIONS				
W	D	H	SH	Arm H
27.5"	27.5"	31"	17"	26"

REST 4 LEGS

PP or Upholstered PP Seat. Various base options. Fully assembled.

*

B&T

1.1 yd ☆ 17 sq.ft

MSRP					
	COM/COL	A	B	C	Leather
CLASSIC	\$330	x	x	x	x
CLASSIC S-UP	\$480	\$490	\$535	\$585	\$680
CLASSIC UP	\$540	\$555	\$640	\$735	\$915
CLASSIC WITH ARM	\$390	x	x	x	x
CLASSIC WITH ARM S-UP	\$530	\$545	\$590	\$640	\$730
CLASSIC WITH ARM UP	\$590	\$610	\$690	\$785	\$965

DIMENSIONS				
W	D	H	SH	Arm H
23"	21"	31"	18"	25.5"

*Add net \$40 for channeling stitch. Base finish options: Powder coated in available RAL colors or polished chrome.

GUEST / DINING / SIDE CHAIRS and ARMCHAIRS

REST OUTDOOR 4 LEGS

PP or Upholstered PP Seat. Various base options.Fully assembled.*

B&T

1.1 yd 17 sq.ft

MSRP					
	COM/COL	A	B	C	Protective Cover
CLASSIC POLYP	\$440	x	x	x	\$345
CLASSIC WITH ARM POLYP	\$535	x	x	x	\$345
CLASSIC S-UP	\$625	\$645	\$695	\$750	\$345
CLASSIC WITH ARM S-UP	\$720	\$740	\$785	\$840	\$345
CLASSIC UP	\$815	\$840	\$945	\$1,065	\$345
CLASSIC WITH ARM UP	\$900	\$930	\$1,030	\$1,150	\$345

DIMENSIONS				
W	D	H	SH	Arm H
23"	21"	31"	18	22.5"

REST SLED BASE

B&T

1.1 yd 17 sq.ft

MSRP					
	COM/COL	A	B	C	Leather
SLED	\$330	x	x	x	x
SLED WITH ARM	\$400	x	x	x	x
SLED S-UP	\$505	\$525	\$565	\$615	\$710
SLED WITH ARM S-UP	\$595	\$610	\$655	\$710	\$810
SLED UP	\$560	\$575	\$660	\$750	\$930
SLED WITH ARM UP	\$645	\$665	\$745	\$845	\$1,030
CONNECTABLE	\$385	x	x	x	x
CONNECTABLE S-UP	\$560	\$575	\$625	\$685	\$790
CONNECTABLE UP	\$630	\$650	\$740	\$855	\$1,065

W	D	H	SH	Arm H
22"	21"	31"	18"	25.5"

*Add net \$40 for channeling stitch. Base finish options: Powder coated in available RAL colors or polished chrome.

REST OUTDOOR SLED BASE

B&T

1.1 yd 17 sq.ft

MSRP					
	COM/COL	A	B	C	Protective Cover
SLED POLYP	\$665	x	x	x	\$345
SLED WITH ARM POLYP	\$800	x	x	x	\$345
SLED S-UP	\$770	\$795	\$840	\$895	\$345
SLED WITH ARM S-UP	\$965	\$1,000	\$1,045	\$1,100	\$345
SLED UP	\$950	\$980	\$1,065	\$1,175	\$345
SLED WITH ARM UP	\$1,085	\$1,120	\$1,205	\$1,315	\$345

DIMENSIONS				
W	D	H	SH	Arm H
22"	21"	31"	18	25.5"

GUEST / DINING / SIDE CHAIRS and ARMCHAIRS

REST CONIC WOOD LEGS

B&T

1.1 yd 17 sq.ft

MSRP					
	COM/COL	A	B	C	Leather
WOOD DOWEL	\$370	x	x	x	x
WOOD DOWEL S-UP	\$515	\$530	\$575	\$625	\$720
WOOD DOWEL UP	\$575	\$595	\$675	\$770	\$950

DIMENSIONS				
W	D	H	SH	Arm H
22"	21"	31"	18"	25.5"

*Add net \$40 for channeling stitch.
Base finish options: Natural Ash, Black or Walnut Stained.

REST 4 PRONGS SPIDER BASE

B&T

1.1 yd 17 sq.ft

MSRP					
	COM/COL	A	B	C	Leather
PRONG POLYP	\$460	x	x	x	x
PRONG WITH ARM POLYP	\$480	x	x	x	x
PRONG S-UP	\$600	\$615	\$660	\$710	\$805
PRONG WITH ARM S-UP	\$685	\$710	\$765	\$835	\$970
PRONG UP	\$660	\$680	\$760	\$860	\$1,035
PRONG WITH ARM UP	\$775	\$800	\$910	\$1,045	\$1,290

DIMENSIONS				
W	D	H	SH	Arm H
22"	21"	30"	17"	25.5"

*Add net \$40 for channeling stitch

REST 4 PRONGS SPIDER BASE W/CASTORS + WRINITG PAD

B&T

1.1 yd 17 sq.ft

MSRP					
	COM/COL	A	B	C	Leather
LAMINATE	\$930	x	x	x	x
LACQUER	\$990	x	x	x	x
VENEER	\$1,155	x	x	x	x
S-UP LAMINATE	\$1,030	\$1,065	\$1,105	\$1,155	\$1,250
S-UP LACQUER	\$1,080	\$1,115	\$1,155	\$1,210	\$1,300
S-UP VENEER	\$1,220	\$1,260	\$1,300	\$1,350	\$1,444
UP LAMINATE	\$1,145	\$1,180	\$1,265	\$1,365	\$1,365
UP LACQUER	\$1,195	\$1,235	\$1,320	\$1,420	\$1,420
UP VENEER	\$1,365	\$1,405	\$1,495	\$1,595	\$1,595

DIMENSIONS				
W	D	H	SH	Arm H
22"	21"	30"	17"	25.5"

*Add net \$40 for channeling stitch

GUEST / DINING / SIDE CHAIRS and ARMCHAIRS

REST 4 LEGS W/WRITING PAD (Stackablex4)

B&T

1.1 yd 17 sq.ft

MSRP					
	COM/COL	A	B	C	Leather
LAMINATE	\$775	x	x	x	x
LACQUER	\$850	x	x	x	x
VENEER	\$1,030	x	x	x	x
S-UP LAMINATE	\$790	\$815	\$860	\$910	\$1,010
S-UP LACQUER	\$850	\$875	\$920	\$975	\$1,070
S-UP VENEER	\$990	\$1,020	\$1,065	\$1,120	\$1,215
UP LAMINATE	\$1,020	\$1,050	\$1,150	\$1,270	\$1,495
UP LACQUER	\$1,090	\$1,125	\$1,225	\$1,350	\$1,570
UP VENEER	\$1,260	\$1,300	\$1,400	\$1,520	\$1,740

DIMENSIONS				
W	D	H	SH	Arm H
22"	25"	30"	17"	25.5"

*Add net \$40 for channeling stitch
Base can be polished chrome or powder painted as per RAL colors.

REVO CHAIR

Structure in eco plastic. UV resistant. In and outdoor for theversion without upholstery.
Castor base, Writing tablet and Seat pad are optional.

TOOU

MSRP			
PP			
\$190			
DIMENSIONS			
W	D	H	SH
21.6"	17.7"	29.7"	17.5"

REVO CHAIR WITH CASTOR BASE

TOOU

MSRP			
PP			
\$305			
DIMENSIONS			
W	D	H	SH
21.6"	21.6"	30.7"	18.3"

GUEST / DINING / SIDE CHAIRS and ARMCHAIRS

REVO CHAIR WRITING TABLET

TOOU

MSRP		
PP + METAL		
\$ 240		
DIMENSIONS		
W	D	H
23"	10.6"	13.9"
*Sled base connertor is available for extra charge. \$10 per 30pcs.		

REVO CHAIR SEAT PAD

TOOU

MSRP	
FABRIC	COM
\$ 60	\$ 85
DIMENSIONS	
W	D
16.1"	15.4"

#0.3 yd 6 sq.ft

* TOOU Standard fabrics

RHOMB OAK / ASH / LACQUER

Structure: Solid Wood + high quality oli / lacquer Cushion is optional.

PROSTORIA

MSRP									
ALL WOOD	100	200	300	400	500	600	700	60	80
\$1,645	-	\$1,895	\$1,940	\$1,995	\$2,045	\$2,100	\$2,155	\$2,095	\$2,200
DIMENSIONS									
W	D	H	SH						
23"	20.5"	30,5"	18"						

RHOMB WALNUT

PROSTORIA

MSRP									
ALL WOOD	100	200	300	400	500	600	700	60	80
\$1,860	-	\$2,110	\$2,160	\$2,210	\$2,265	\$2,315	\$2,365	\$2,310	\$2,410
DIMENSIONS									
W	D	H	SH						
23"	20,5"	30,5"	18"						

MSRP									
	100	200	300	400	500	600	700	60	80
LOOSE CUSHION	\$ 195	\$ 225	\$ 255	\$ 290	\$ 320	\$ 355	\$ 390	-	-

GUEST / DINING / SIDE CHAIRS and ARMCHAIRS

ROSA

KOLLEKTIFF

MSRP			
ALL METAL		OUTDOOR SEAT CUSHION	
\$ 375		\$ 145	
DIMENSIONS			
W	D	H	SH
26.3"	22.8"	30.3"	17.7"

ROY OUTDOOR

B&T

MSRP					
COM/COL	A	B	C	Protective Cover	
Classic	\$1,675	\$1,725	\$1,930	\$2,170	\$270
DIMENSIONS					
W	D	H	SH	SD	
22"	23"	29"	18"	16.5"	

SATAO

Steel frame painted in polyester powder. Suitable for outdoor use.

Laminimal

MSRP		
POWDER COATED	GALVANIZED	OUTDOOR SEAT CUSHION
\$ 440	\$ 455	\$ 145
DIMENSIONS		
W	D	SH
25"	21"	17.7"

Stackable x 4

SHU

KOLLEKTIFF

MSRP			
ASHWOOD			
\$ 465			
DIMENSIONS			
W	D	H	SH
22.4"	18.5"	30.3"	17.7"

SLICE

DIMPLE

PP Seat. UV resistant. Metal Base with Walnut or BBlack wood trims. Simple assembly required.

KUBIKOFF

PP				
STEEL				
\$ 350				
DIMENSIONS				
W	D	H	SH	Arm H
20.5"	23"	32"	18"	24"

*seat pads available

GUEST / DINING / SIDE CHAIRS and ARMCHAIRS

SLICE DIMPLE PERFORATED

KUBIKOFF

MSRP				
PP				
\$ 350				
DIMENSIONS				
W	D	H	SH	Arm H
20.5"	23"	32"	18"	24"
*seat pads available				

SLICE V9

KUBIKOFF

MSRP				
PP				
\$ 300				
DIMENSIONS				
W	D	H	SH	
20.5"	23"	32"	18"	
*seat pads available				

SOLE

Galvanized metal structure for outdoor. Indoor/Outdoor. Upholstered seat / Seat pad are optional with indoor/outdoor fabric.

B&T

MSRP					
	COM/COL	A	B	C	Leather
ALL METAL (Indoor&Outdoor)	\$ 465	x	x	x	x
UPHOLSTERED SEAT (INDOOR ONLY)	\$ 495	\$ 515	\$ 555	\$ 610	\$ 705
SEAT PAD - OUTDOOR	x	230*	*Irusun Living Plain Melange Fabrics by Giovanardi		

0.5 yd 9 sq.ft Sead Pad
0.65 yd 10 sq.ft Uph. Seat

DIMENSIONS				
W	D	H	SH	
19"	21"	32.7"	18"	
Stackable				

SONORA

Natural oak / Black stained ashwood seat and backrest. Black powder coated metal frame.

KOLLEKTIFF

MSRP				
OAK / ASHWOOD				
\$ 175				
DIMENSIONS				
W	D	H	SH	Arm H
15"	18,5"	32"	18"	24"
Stackable				

GUEST / DINING / SIDE CHAIRS and ARMCHAIRS

SPIRIT WOOD BASE W/ARM

Injection molded contract grade foam. Solid wood frame. Fully assembled.

B&T

1.1 yd 16 sq.ft

MSRP					
	COM/COL	A	B	C	Leather
Beechwood	\$1,115	\$1,150	\$1,250	\$1,370	\$1,520
Ashwood	\$1,170	\$1,205	\$1,305	\$1,430	\$1,575

DIMENSIONS					
W	D	H	SH	Arm H	SD
21.5"	23"	31.5"	17.5"	25"	17.5"

Base finish options: Natural Ash, Black or Walnut Stained.

SPIRIT WOOD BASE

B&T

1.1 yd 16 sq.ft

MSRP					
	COM/COL	A	B	C	Leather
Beechwood	\$1,045	\$1,075	\$1,180	\$1,300	\$1,450
Ashwood	\$1,085	\$1,120	\$1,215	\$1,340	\$1,485

DIMENSIONS					
W	D	H	SH	SD	
20"	23"	31.5"	17.5"	17.5"	

Base finish options: Natural Ash, Black or Walnut Stained.

STELLAR SIDE CHAIR I SOLID/PERFORATED

Seat: Polypropylene, UV resistant. Monobloc. Stackable x 6

TOOU

MSRP			
PP			
\$ 195			

DIMENSIONS			
W	D	H	SH
21"	21"	30"	18"

Stackable

STELLAR UPHOLSTERY

TOOU

MSRP			
SEAT PAD	BACKREST PAD	COM SEAT	COM BACK PAD
\$ 65	\$ 60	\$ 85	\$ 70

0,4yd

NUANS

4 Cragwood Road
Avenel, NJ 07001 USA

201 345 5550
sales@nuansdesign.com

nuansdesign.com

GUEST / DINING / SIDE CHAIRS and ARMCHAIRS

STRAIN SOLID WOOD

Solid wood or plywood seat and backrest.
Upholstered seat is optional. Metal rod Ø 16 mm + powder coated base.

PROSTORIA

MSRP							
OAK / COLOUR LACQUER				WALNUT			
\$1,440				\$ 1,720			
	100	200	300	400	500	600	700
OAK / LACQUER with CUSHION	-	\$1,710	\$1,750	\$1,780	\$1,845	\$1,890	\$1,935
WALNUT with CUSHION	-	\$2,000	\$2,030	\$2,075	\$2,125	\$2,170	\$2,215

STRAIN SOLID WOOD w/UPHOLSTERED SEAT

PROSTORIA

MSRP							
	100	200	300	400	500	600	700
OAK / LACQUER	-	\$1,335	\$1,375	\$ 1,420	\$ 1,470	\$ 1,515	\$1,560
WALNUT	-	\$1,455	\$ 1,500	\$1,545	\$1,590	\$1,635	\$1,680

STRAIN PLYWOOD

PROSTORIA

MSRP							
PLYWOOD w/out Armrests				WALNUT			
\$1,060				\$1,105			
UPHOSLTERED SEAT	100	200	300	400	500	600	700
w / out Armrests	-	\$1,025	\$1,070	\$1,115	\$1,160	\$1,205	\$1,255
with Armrests	-	\$1,070	\$1,110	\$1,160	\$1,205	\$1,250	\$1,295

DIMENSIONS			
W	D	H	SH
17.5" - 19.3"	22.5"	32"	17.5"

STRAIN LOW

PROSTORIA

MSRP							
PLYWOOD w/out Armrests				WALNUT			
\$ 1,105				\$1,145			
UPHOSLTERED SEAT	100	200	300	400	500	600	700
w / out Armrests	-	\$1,070	\$1,110	\$1,160	\$1,205	\$ 1,250	\$1,295
with Armrests	-	\$1,115	\$1,155	\$1,200	\$1,250	\$1,295	\$1,340

DIMENSIONS			
W	D	H	SH
20.5" - 23"	26.5"	30"	14.5"

GUEST / DINING / SIDE CHAIRS and ARMCHAIRS

STELO CHAIR

Steel frame painted in polyester powder.
Stackable up to 4 pieces.

Laminimal

MSRP			
ALL STEEL		UPHOLSTERED	
\$ 445		\$ 475	
DIMENSIONS			
W	D	H	SH
19.3"	19.4"	30.1"	18.1"

STELO ARMCHAIR

Steel frame painted in polyester powder.
Stackable up to 4 pieces.

Laminimal

MSRP				
ALL STEEL		UPHOLSTERED		
\$ 490		\$ 520		
DIMENSIONS				
W	D	H	SH	Arm Height
22.2"	19.4"	30.1"	18.1"	26.7"

TA ER BASE - BLACK / STAINLESS STEEL

Seat: Polypropylene, UV resistant. Various base options. Simple assembly required.

TOOU

MSRP		
PP	UPHOLSTERED	COM/COL
\$ 185	\$ 365	\$ 350
DIMENSIONS		
W	D	SH
19"	22"	18"

1.1 yd 16 sq.ft

TA YI BASE - BLACK -NATURAL OAK / WALNUT

TOOU

MSRP		
PP	UPHOLSTERED	COM/COL
\$ 235	\$ 415 (TOOU Fabrics)	\$ 390
DIMENSIONS		
W	D	SH
19"	22"	18"

1.1 yd 16 sq.ft

GUEST / DINING / SIDE CHAIRS and ARMCHAIRS

TA ARMCHAIR ER BASE - BLACK / STAINLESS STEEL Seat: Polypropylene, UV resistant. Various base options. Simple assembly required. **TOOU**

1.5 yd 23 sq.ft

MSRP			
PP	UPHOLSTERED		COM/COL
\$ 210	\$ 450 (TOOU Fabrics)		\$ 440
DIMENSIONS			
W	D	H	SH
23"	22"	33"	18"

TA ARMCHAIR YI BASE - BLACK / STAINLESS STEEL **TOOU**

1.5 yd 23 sq.ft

MSRP			
PP	UPHOLSTERED		COM/COL
\$ 260	\$ 500 (TOOU Fabrics)		\$ 480
DIMENSIONS			
W	D	H	SH
23"	22"	33"	18"

TA ARMCHAIR DIAMOND BASE **TOOU**

1.5 yd 23 sq.ft

MSRP			
PP	UPHOLSTERED		COM/COL
\$ 235	\$ 500 (TOOU Fabrics)		\$ 440
DIMENSIONS			
W	D	H	SH
23"	22"	33"	18"

TA ROCKER **TOOU**

1.5 yd 23 sq.ft

MSRP			
PP	UPHOLSTERED		COM/COL
\$ 300	\$ 535 (TOOU Fabrics)		\$ 535
DIMENSIONS			
W	D	H	SH
23"	31"	31.5"	17"

C
O
K
C
0
0
2
0
4

GUEST / DINING / SIDE CHAIRS and ARMCHAIRS

TA SEAT PAD

INDOOR USE

Commercial grade fabric. Non-slip bottom.

TOOU

MSRP

Fabric

\$ 45

DIMENSIONS

W

14"

D

15"

H

0.5"

UNIA

Steel frame painted in polyester powder.

Bentwood seat and seatback padded and upholstered in fabric or eco leather.

Laminimal



MSRP

A

\$ 750

DIMENSIONS

W

21.6"

D

22.4"

H

31.9"

SH

18.5"

Arm H

26"

UNSTRAIN

SOLID WOOD

Solid wood or plywood seat and backrets. Upholstered seat is optional.

PROSTORIA

MSRP

OAK/LACQUER

\$ 1,440

WALNUT

\$ 1,720

100

200

300

400

500

600

700

OAK / LACQUER with CUSHION

-

\$1,710

\$1,750

\$1,800

\$1,845

\$1,890

\$1,935

WALNUT with CUSHION

-

\$1,990

\$2,030

\$2,075

\$2,125

\$2,170

\$2,215

*Stackable

UNSTRAIN

SOLID WOOD w/UPHOLSTERED SEAT

PROSTORIA

MSRP

100

200

300

400

500

600

700

OAK / LACQUER

-

\$1,335

\$1,375

\$1,420

\$1,470

\$1,515

\$1,560

WALNUT

-

\$1,455

\$1,500

\$1,545

\$1,590

\$1,635

\$1,680

*Stackable

DIMENSIONS

W

17.5"

D

22.5"

H

32"

SH

18"

GUEST / DINING / SIDE CHAIRS and ARMCHAIRS

UNSTRAIN PLYWOOD

PROSTORIA

MSRP							
w/out Armrests				with Armrests			
\$1,060				\$1,105			
UPHOLSTERED SEAT	100	200	300	400	500	600	700
w/out Armrests	-	\$1,025	\$1,070	\$1,115	\$1,160	\$1,210	\$1,255
with Armrests	-	\$1,070	\$1,110	\$1,160	\$1,205	\$1,250	\$1,295
*Stackable							
DIMENSIONS							
W	D	H		SH			
17.5"	22.5"	32"		17.5"			

YUE

Seat, Backrest: Moulded plywood. Frame: Solid oak wood.

KOLLEKTIFF

MSRP			
BLACK ASH		AMERICAN WHITE OAK	
\$530		\$580	
DIMENSIONS			
W	D	H	SH
20"	19"	32.5"	18"
Stackable x4.			

ZIG ZAG DIMPLE

PP. UV resistant. Solid wood dowels + powder coated metal cross. Simple assembly required.

KUBIKOFF

MSRP				
PP				
\$ 375				
DIMENSIONS				
W	D	H	SH	Arm H
20.5"	23"	32"	18"	24"
*seat pads available				

ZIG ZAG DIMPLE PERFORATED

KUBIKOFF

MSRP				
PP				
\$ 375				
DIMENSIONS				
W	D	H	SH	Arm H
20.5"	23"	32"	18"	24"
*seat pads available				

GUEST / DINING / SIDE CHAIRS and ARMCHAIRS

ZIG ZAG V9 KUBIKOFF

MSRP			
PP			
\$ 325			
DIMENSIONS			
W	D	H	SH
20.5"	23"	32"	18"
*seat pads available			

ZONE 4 PRONGS SWIVEL SHEET BASE Injection molded contract grade foam. Various base options. Fully assembled. B&T

MSRP				
COM/COL	A	B	C	Leather
\$1,045	\$1,080	\$1,210	\$1,380	\$1,730
DIMENSIONS				
W	D	H	SH	SD
20"	23"	39"	17"	17.7"
Base can be polished chrome or powder painted as per RAL colors.				

1.7 yd 25 sq.ft

ZONE 4 PRONGS SWIVEL SHEET BASE W/ ARM B&T

MSRP					
COM/COL	A	B	C	Leather	
\$1,135	\$1,170	\$1,300	\$1,465	\$1,825	
DIMENSIONS					
W	D	H	SH	Arm H	SD
23"	23"	39"	17"	26.5"	17.7"
Base can be polished chrome or powder painted as per RAL colors.					

1.7 yd 25 sq.ft

ZONE 4 PRONGS SWIVEL SHEET BASE W/ B&T

MSRP				
COM/COL	A	B	C	Leather
\$1,040	\$1,070	\$1,210	\$1,370	\$1,730
DIMENSIONS				
W	D	H	SH	SD
20"	23"	39"	17.5"	17.7"
Base can be polished chrome or powder painted as per RAL colors.				

1.8 yd 32 sq.ft

C
O
K
C
0
0
2
0
4

GUEST / DINING / SIDE CHAIRS and ARMCHAIRS

ZONE 4 PRONGS SHEET BASE W/ ARM &

B&T

MSRP

COM/COL	A	B	C	Leather
\$1,130	\$1,165	\$1,300	\$1,465	\$1,825

DIMENSIONS

W	D	H	SH	Arm H	SD
23"	23"	39"	17.5"	26.5"	17.7"

Base can be polished chrome or powder painted as per RAL colors.

1.7 yd 25 sq.ft

C
O
K
C
0
0
2
0
4

CHAIR PADS

CADREA

SEATPAD

TOOU

MSRP

TOOU Leatherette

COM

\$ 60

\$ 175

DIMENSIONS

W

D

H

18"

18"

1"

#0.25 yd 6 sq.ft

CADREA

SEATPAD

TOOU

MSRP

TOOU Leatherette

COM

\$ 50

\$ 170

DIMENSIONS

W

D

13"

13"

#0.25 yd 6 sq.ft

JOI

CHAIR

TOOU

MSRP

Sunbrella Fabric

Regular Fabric

COM

\$ 90

\$ 60

\$ 95

DIMENSIONS

W

D

16"

19"

#0.4 yd

KUBIKOFF

WOOL-POLY

Compatible for Eames Chairs

* This item is sold from stock only. Not available for customized orders.

KUBIKOFF

MSRP

WOOL - POLY

\$ 45

DIMENSIONS

W

D

H

15.5"

15"

1"

CHAIR PADS

C
O
K
C
0
0
2
0
4

REVO

SEAT PAD

Gabriel fabric upholstered. Commercial grade

TOOU

0.3 yd 6 sq.ft

MSRP	
FABRIC*	COM
\$ 60	\$ 85
DIMENSIONS	
W	D
16.1"	15.4"

SOLE

SEAT PAD - OUTDOOR

Commercial grade fabric w/mon-FR foam

B&T

0.5 yd 9 sq.ft Seat Pad



MSRP	
COM/COL	B&T Fabric*
-	\$ 275
DIMENSIONS	
W	D
13"	13"

STELLAR

INDOOR USE

TOOU

0.4 yd

MSRP			
SEAT	BACKREST PAD	COM SEAT	COM BACKREST
\$ 65	\$ 60	\$ 75	\$ 70

TASCA PILLOW

INDOOR USE

Gabriel fabric upholstered. Commercial grade

TOOU

0.65 yd 8 sq.ft

MSRP			
Eco Leather	Gabriel Fabric	Standard Fabric	COM
\$ 80	\$ 110	\$ 65	\$ 190
DIMENSIONS			
W	D	H	
12"	14"	3.5"	

BARSTOOL and COUNTER STOOLS

C
O
K
C
0
0
2
0
4

BIK	BARSTOOL	PROSTORIA
-----	----------	-----------

MSRP					
	200	300/400	500/600	700/60	80
BAR HEIGHT	\$1,425	\$1,485	\$1,515	\$1,580	\$1,610

DIMENSIONS		
W	D	H
19.5"	20"	40.5"

CADREA	BAR HEIGHT	Polypropylene. UV resistant. Monobloc	TOUU
--------	------------	---------------------------------------	------

MSRP		
PP		
\$ 190		

DIMENSIONS		
W	D	H
17"	17"	29.5"
Stackable		

CADREA	COUNTER HEIGHT	TOUU
--------	----------------	------

MSRP		
TOUU Leatherette		
\$ 180		

DIMENSIONS		
W	D	H
17"	17"	25.5"
Stackable		

#0.25 yd 6 sq.ft

CADREA	SEAT PAD for BARSTOOL	TOUU
--------	-----------------------	------

MSRP	
TOUU Leatherette	COM
\$ 50	\$ 170

DIMENSIONS	
W	D
13"	13"

#0.25 yd 0.6 sq.ft

BARSTOOL and COUNTER STOOLS

CAMAROSA

Injection molded contract grade foam. Chrome plated or powder coated metal base.
Fully assembled.

KOLLEKTIFF

MSRP

	COM/COL	STANDARD FABRIC
COUNTER HEIGHT	\$670	\$770
BAR HEIGHT	\$710	\$790

DIMENSIONS

	W	D	H	SH
COUNTER HEIGHT	23"	22"	38"	25"
BAR HEIGHT	23"	22"	42"	29"

2.5 yd 35 sq.ft

DANTE

Solid wood frame with metal seat support. Plywood seat and backrest.

B&T

MSRP

	COM/COL	A	B	C	Leather
BEECHWOOD	\$625	—	—	—	—
BEECHWOOD S-UP	\$700	\$720	\$770	\$830	\$930
BEECHWOOD UP	\$795	\$820	\$870	\$930	\$1,030
ASHWOOD	\$760	—	—	—	—
ASHWOOD S-UP	\$795	\$820	\$870	\$930	\$1,030
ASHWOOD UP	\$885	\$915	\$960	\$1,020	\$1,120

0.8 yd 14 sq.ft Uph. Seat
1.2 yd 20 sq.ft Uph. Seat & Backrest

DIMENSIONS

	W	D	H	SH	SD
COUNTER HEIGHT	20"	17.7"	36.2"	25.2"	16.1"
BAR HEIGHT	20.5"	17.7"	40.1"	29.1"	16.1"

S-UP: Seat upholstered, UP: Upholstered

DIA 50

Injection molded contract grade foam. Chrome plated or powder coated metal base. Swivel
Fully assembled.

B&T

MSRP

	COM/COL	A	B	C	Leather
COUNTER HEIGHT	\$870	\$895	\$1,010	\$1,150	\$1,380
BAR HEIGHT	\$870	\$895	\$1,010	\$1,150	\$1,380

DIMENSIONS

	W	D	H	SH	SD
	19.5"	19.5"	35" - 39"	25.5" - 29.5"	15.7"

1.5 yd 21 sq.ft

Base finish options: Powder coated in available RAL colors or polished chrome.

BARSTOOL and COUNTER STOOLS

DIAMOND

Solid Wood. Fully assembled.

KOLLEKTIFF

MSRP

COUNTER HEIGHT	\$575
BAR HEIGHT	\$585

DIMENSIONS

W	D	H	SH
15.7"	15.7"	25.6"	25.6"

DION

Solid wood structure. Padded seat and backrest. Fully assembled.

B&T

MSRP

	COM/COL	A	B	C	Leather
BEECHWOOD	\$960	\$990	\$1,060	\$1,145	\$1,250
BEECHWOOD UPHOLSTERED	\$985	\$1,020	\$1,060	\$1,150	\$1,260
ASHWOOD	\$1,060	\$1,095	\$1,165	\$1,245	\$1,355
ASHWOOD UPHOLSTERED	\$1,110	\$1,145	\$1,205	\$1,275	\$1,355

0.7 yd 10 sq.ft

DIMENSIONS

	W	D	H	SH	SD
COUNTER HEIGHT	18.5"	20.5"	36.5"	26.5"	16"
BAR HEIGHT	18.5"	20.5"	40.5"	30.5"	16"

* Please select the backrest back. Options: Upholstered or classic.

DOT

VENEERED WOOD SEAT

Plywood seat and back. Upholstered backpad. Seat upholstery is optional. Metal base. Fully assembled.

B&T

MSRP

	COM/COL	A	B	C	Leather
BEECHWOOD	\$515	\$530	\$565	\$610	\$700
ASHWOOD	\$605	\$625	\$660	\$700	\$760

DIMENSIONS

W	D	H	SH	SD
17.5"	20.5"	40" - 44"	25.5" - 29.5	13.5"

Stackable

0.4 yd 6.5 sq.ft

DOT

UPHOLSTERED SEAT

B&T

MSRP

	COM/COL	A	B	C	Leather
BEECHWOOD	\$585	\$600	\$655	\$715	\$840
ASHWOOD	\$670	\$690	\$745	\$805	\$930

DIMENSIONS

W	D	H	SH	SD
17.5"	20.5"	40" - 44"	26" - 30"	14"

*Stackable

0.7 yd 10 sq.ft

BARSTOOL and COUNTER STOOLS

DUPONT

Plywood Seat. Powder coated metal frame

B&T

1.1 yd 18 sq.ft

MSRP					
	COM/COL	A	B	C	Leather
BEECHWOOD	\$505	x	x	x	x
ASHWOOD	\$580	x	x	x	x

DIMENSIONS				
W	D	H	SH	SD
21"	22.5"	40-44"	26-30"	22.5"

DUPONT UPHOLSTERED

B&T

1.1 yd 18 sq.ft

MSRP				
COM/COL	A	B	C	Leather
\$660	\$680	\$755	\$845	\$985

DIMENSIONS				
W	D	H	SH	SD
21"	22"	40-44"	26-30"	22.5"

GAO

BABEL D

MSRP	
Metal	
\$545	

DIMENSIONS		
W	D	H
15"	16.9"	17.7"

GLEE

Solid wood structure. Powder coated metal footrest. Fully assembled.

B&T

MSRP			
BEECHWOOD		ASHWOOD	
\$590		\$640	

DIMENSIONS			
	W	D	H
BAR	14.5"	14.5"	29.5"
COUNTER	14.5"	14.5"	25.5"

C
O
K
C
0
0
2
0
4

BARSTOOL and COUNTER STOOLS

HOLI BAR | SOLID / PERFORATED Polypropylene seat. UV resistant. Galvanized metal base.Simple assembly required. **TOOU**



MSRP			
PP			
\$ 235			
DIMENSIONS			
W	D	H	SH
21"	20.5"	43.5"	30.5"
Stackable			

HOLI COUNTER | SOLID/PERFORATED **TOOU**



MSRP			
PP			
\$ 235			
DIMENSIONS			
W	D	H	SH
21"	20"	39.5"	26.5"
Stackable x 6			

HOLI EASY UP SEAT COVER **TOOU**



MSRP	
FABRIC*	COM
\$ 150	\$ 175

*TOOU Standard fabrics in Black, Light Grey, Red Terracotta, Olive Grey colors.

1,1 yd

JOS **BABEL D**

MSRP		
Metal		
\$1,010		
DIMENSIONS		
W	D	H
20.9"	18,1"	21.7"

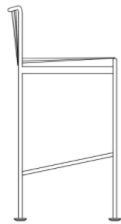
BARSTOOL and COUNTER STOOLS

JUGO

SOLID WOOD

Inox plate + powder coating metal rod. Outdoor seat cushion.

PROSTORIA



MSRP

BARSTOOL	100	200	300	400	500	600	700
\$1,325	-	\$380	\$420	\$460	\$500	\$540	\$585

DIMENSIONS

W	D	H	SH
17.5"	18.5"	38"	29"

LORENZO

Commercial grade injection molded foam, upholstered, steel frame,
Fully assembled.

KOLLEKTIFF

MSRP

	COM/COL	A
BARSTOOL	\$830	\$865
COUNTER STOOL	\$805	\$840

DIMENSIONS

	W	D	H	SH
BARS HEIGHT	23.3"	20.5"	42"	29"
COUNTER HEIGHT	23.3	20.5"	38"	25"

1.6 yd ☼ 23 sq.ft

MIA ALL Wood

COUNTER HEIGHT

Seat, Backrest: Moulded plywood. Frame: Solid oak wood.

KOLLEKTIFF



MSRP

BLACK ASH	AMERICAN WHITE OAK
\$540	\$600

DIMENSIONS

W	D	H	SH
21"	19,5"	39,5"	29.5"

MIA ALL Wood

COUNTER HEIGHT

Seat, Backrest: Moulded plywood. Frame: Solid oak wood.

KOLLEKTIFF

MSRP

BLACK ASH	AMERICAN WHITE OAK
\$505	\$580

DIMENSIONS

W	D	H	SH
20,5"	19"	35"	25.5"

BARSTOOL and COUNTER STOOLS

MIA Metal Base BAR HEIGHT Seat, Backrest: Moulded plywood. Frame: Black Metal **KOLLEKTIFF**

MSRP			
BLACK ASH		AMERICAN WHITE OAK	
\$400		\$415	
DIMENSIONS			
W	D	H	SH
21"	19.5"	39.5"	29.5"

MIA Metal Base COUNTER HEIGHT Seat, Backrest: Moulded plywood. Frame: Black Metal. **KOLLEKTIFF**

MSRP			
BLACK ASH		AMERICAN WHITE OAK	
\$360		\$375	
DIMENSIONS			
W	D	H	SH
20.5"	19"	35"	25.5"

MIKA BAR & COUNTER STOOL **B&T**

MSRP - ALL WOOD					
BEECHWOOD			ASHWOOD		
\$770			\$910		
DIMENSIONS					
W	D	H	SH	SH w/PAD	SD
20.5"	18.5"	35"	25"	27.5"	17"

0.8 yd ☆ 13 sq.ft

MIKA BAR & COUNTER STOOL Natural or Black Ash Wood or Walnut stained beech wood. **B&T**

MSRP - UPHOLSTERED SEAT					
	COM	A	B	C	Leather
BEECHWOOD	\$860	\$885	\$945	\$1,015	\$1,155
ASHWOOD	\$965	\$995	\$1,055	\$1,120	\$1,265
DIMENSIONS					
W	D	H	SH	SH w/PAD	SD
21"	19"	39"	29"	30.5"	17"

0.8 yd ☆ 13 sq.ft

BARSTOOL and COUNTER STOOLS

MIKA BAR & COUNTER STOOL - BACKLESS B&T

0.7 yd 12 sq.ft

MSRP				
BEECHWOOD			ASHWOOD	
\$675			\$795	
DIMENSIONS				
W	D	H	H w/PAD	SD
18.5"	16.5"	29.5"	31"	16.5"

MIKA BAR & COUNTER STOOL - BACKLESS B&T



0.7 yd 12 sq.ft

MSRP - UPHOLSTERED SEAT					
	COM	A	B	C	Leather
BEECHWOOD	\$765	\$790	\$845	\$915	\$1,055
ASHWOOD	\$840	\$865	\$925	\$995	\$1,135
DIMENSIONS					
W	D	H	H w / PAD	SD	
18"	16"	25.5"	27"	16"	

MONK with Backrest SLED BASE - COUNTER/BAR HEIGHT Upholstered multilayer plywood seat, hr foam. Powder coated metal frame. PROSTORIA



MSRP						
100	200	300	400	500	600	700
-	\$1,730	\$1,800	\$1,880	\$1,960	\$2,040	\$2,115
DIMENSIONS						
W	D	H		SH		
21.5"	21"	34,5"/40"		23,5"/29,5"		

MONK with Backrest 4LEGS BASE - COUNTER/BAR HEIGHT PROSTORIA



MSRP							
UPHOSLTERED SEAT	100	200	300	400	500	600	700
-	\$1,730	\$1,800	\$1,880	\$1,960	\$2,040	\$2,115	
DIMENSIONS							
W	D		H		SH		
17.5"	22.5"		32"		18"		

*Stackable

BARSTOOL and COUNTER STOOLS

MONK COUNTER / BAR HEIGHT

PROSTORIA

MSRP							
UPHOLSTERED SEAT	100	200	300	400	500	600	700
	-	\$850	\$885	\$920	\$955	\$1,015	\$1,030

DIMENSIONS			
W	D	H	SH
19"	18"	28"/3,52"	23,5"/30"

NOVA WITH ARM

Galvanized Steel frame, Outdoor/Indoor, Fully assembled.

KOLLEKTIFF

MSRP			
			PAD
	BARSTOOL	\$655	\$245
	COUNTER STOOL	\$635	\$245

DIMENSIONS				
	W	D	H	SH
BARS HEIGHT	21.6"	20.5"	43"	30.3"
COUNTER HEIGHT	21.6"	20.5"	39"	26.3

NOVA WITHOUT ARM

Galvanized Steel frame, Outdoor/Indoor, Fully assembled.

KOLLEKTIFF

MSRP			
			PAD
	BARSTOOL	\$635	\$245
	COUNTER STOOL	\$615	\$245

DIMENSIONS				
	W	D	H	SH
BARS HEIGHT	19.2"	20.5	42.9"	30.3"
COUNTER HEIGHT	19.2"	20.5	38.9"	26.3

OJAI

Upholstered or Veneered Plywood Seat & Backrest Powder Coated Metal Frame

KOLLEKTIFF

MSRP	
NATURAL / BLACK	UPHOLSTERED
\$400	\$440

DIMENSIONS			
W	D	H	SH
21"	19"	34"	25.5"

BARSTOOL and COUNTER STOOLS

OJAI BAR HEIGHT KOLLEKTIFF

MSRP			
NATURAL / BLACK		UPHOLSTERED	
\$ 410		\$ 450	
DIMENSIONS			
W	D	H	SH
21.5"	19.5"	38"	29.5"

PALOMA COUNTER HEIGHT Upholstered or Veneered Plywood Seat & Backrest Powder Coated Metal Frame KOLLEKTIFF

MSRP			
NATURAL / BLACK		UPHOLSTERED	
\$ 390		\$ 425	
DIMENSIONS			
W	D	H	SH
21"	19"	34"	25.5"

PALOMA BAR HEIGHT KOLLEKTIFF

MSRP			
NATURAL / BLACK		UPHOLSTERED	
\$ 400		\$ 440	
DIMENSIONS			
W	D	H	SH
21.5"	19.5"	38"	29.5"

PERA ELLIPSE SWIVEL BAR Injection molded contract grade foam. Various base options. B&T

MSRP				
COM/COL	A	B	C	Leather
\$660	\$680	\$745	\$820	\$980
DIMENSIONS				
W	D	H	SH	SD
18.5"	18.5"	38"	29"	14.5"

0,7 yd 11 sq.ft

BARSTOOL and COUNTER STOOLS

C
O
K
C
0
0
2
0
4

PERA ELLIPSE SWIVEL COUNTER

B&T

0.7 yd 11 sq.ft

MSRP - UPHOLSTERED SEAT				
COM	A	B	C	Leather
\$650	\$670	\$735	\$810	\$970
DIMENSIONS				
W	D	H	SH	SD
18.5"	18.5"	33"	25"	17"

PERA SLED BAR HEIGHT

B&T

0.7 yd 11 sq.ft

MSRP - UPHOLSTERED SEAT				
COM	A	B	C	Leather
\$570	\$585	\$650	\$730	\$880
DIMENSIONS				
W	D	H	SH	SD
17"	19"	37.5"	29.5"	17"

PERA SLED COUNTER

B&T

0.7 yd 11 sq.ft

MSRP - UPHOLSTERED SEAT				
COM	A	B	C	Leather
\$560	\$575	\$640	\$720	\$870
DIMENSIONS				
W	D	H	SH	SD
17"	18.5"	33"	25"	17"

PERA BAR WOOD

B&T

0.7 yd 11 sq.ft

MSRP - UPHOLSTERED SEAT					
	COM	A	B	C	Leather
BEECH/ASH	\$785	\$810	\$875	\$950	\$1,105
DIMENSIONS					
	W	D	H	SH	SD
COUNTER/BAR	18"	18"	33" - 36"	25" - 28"	17"

BARSTOOL and COUNTER STOOLS

PERA BAR X

B&T

MSRP - UPHOLSTERED SEAT

COM	A	B	C	Leather
\$595	\$615	\$680	\$755	\$910

DIMENSIONS

	W	D	H	H w / PAD	SD
COUNTER/BAR	17"	19"	33" - 38"	25" - 30,5"	17"

0.7 yd 11 sq.ft

PLIE STOOL

Steel frame painted in polyester powder.
Injection moulded foam seat upholstered in fabric. Indoor use only.

Laminimal

MSRP

	PP
BAR	\$ 665
COUNTER	\$ 660

DIMENSIONS

	W	D	H	SH
BAR	17.3"	18"	31.5"	31.5"
COUNTER	17"	16"	26.7"	26.7"

REVO STOOL

Structure in eco plastic. UV resistant. In and outdoor for theversion without upholstery.
Castor base, Writing tablet and Seat pad are optional.

TOOU



MSRP

	PP
	\$ 175

DIMENSIONS

	W	D	H
	17"	17"	25.5"

Stackable

REVO STOOL with CASTOR BASE

TOOU



MSRP

	PP
	\$ 290

DIMENSIONS

	W	D	H	SH
	21"	21"	39.5"	26"

Stackable x 6

BARSTOOL and COUNTER STOOLS

C
O
K
C
0
0
2
0
4

REVO STOOL WRITING TABLE

TOOU



MSRP			
PP			
\$ 240			
DIMENSIONS			
W	D	H	SH
21"	21"	39.5"	26"
Stackable x 6			

REVO STOOL SEAT PAD

TOOU



MSRP	
FABRIC*	COM
\$60	\$ 175
* TOOU Standard fabrics	

0,3 yd 6 sq.ft

ROSA COUNTER STOOL

KOLLEKTIFF

MSRP			
ALL METAL		OUTDOOR SEAT CUSHION	
\$ 425		\$ 145	
DIMENSIONS			
W	D	H	SH
20"	21"	35"	25"

ROSA BARSTOOL

KOLLEKTIFF

MSRP			
ALL METAL		OUTDOOR SEAT CUSHION	
\$ 445		\$ 145	
DIMENSIONS			
W	D	H	SH
21"	22"	39"	20.5"

BARSTOOL and COUNTER STOOLS

RIFT

METAL BASE

Injection molded contract grade foam. The Piping is optional. COM req. is 1 yard per 3 seats. Fully assembled.

B&T

1.1 yd 32 sq.ft

MSRP					
COM/COL	A	B	C	Leather	
\$690	\$710	\$800	\$910	\$1,085	
DIMENSIONS					
	W	D	H	SH	SD
BAR	20"	20"	39.5"	27"	14.5"
COUNTER	20"	20"	35.5"	23"	14.5"

RIFT

WOOD BASE

B&T

1.1 yd 32 sq.ft

MSRP - UPHOLSTERED SEAT					
	COM	A	B	C	Leather
BEECH/ASH	\$790	\$815	\$905	\$1,010	\$1,180
DIMENSIONS					
	W	D	H	SH	SD
BAR	20"	20"	39.5"	27"	14.5"
COUNTER	20"	20"	35.5"	23"	14.5"

SATAO

BARSTOOL

Steel frame painted in polyester powder. Suitable for outdoor use.

Laminimal

MSRP		
POWDER COATED	GALVANIZED	OUTDOOR SEAT CUSHION
\$ 510	\$ 535	\$ 140
DIMENSIONS		
W	D	H
22"	23"	43.5"

Stackable x 4

SATAO

COUNTER STOOL

Laminimal

MSRP		
POWDER COATED	GALVANIZED	OUTDOOR SEAT CUSHION
\$ 495	\$ 520	\$ 140
DIMENSIONS		
W	D	H
21.6"	22.5"	39.5"

Stackable x 4

BARSTOOL and COUNTER STOOLS

SOLE BAR HEIGHT

Galvanized metal structure for outdoor. Indoor/Outdoor.
Upholstered seat / Seat pad are optional with indoor/outdoor fabric.

B&T

0.5 yd 9 sq.ft Uph. Seat
0.65 yd 10 sq.ft Uph. Seat & Backrest

MSRP					
	COM/COL	A	B	C	Leather
ALL METAL	\$520	—	—	—	—
UPHOLSTERED SEAT	\$545	\$560	\$610	\$660	\$755
SEAT PAD	-	\$230*	-	-	-

DIMENSIONS

W	D	H	SH
19"	21.5"	43.7"	29"

*Irusun Living Plain Melange Fabrics by Giovanardi

SOLE COUNTER HEIGHT

B&T

0.5 yd 9 sq.ft Uph. Seat
0.65 yd 10 sq.ft Uph. Seat & Backrest

MSRP					
	COM/COL	A	B	C	Leather
ALL METAL	\$520	—	—	—	—
UPHOLSTERED SEAT	\$545	\$560	\$610	\$660	\$755
SEAT PAD	-	\$230*	-	-	-

DIMENSIONS

W	D	H	SH	SD
19"	21"	39.7"	25"	16"

*Irusun Living Plain Melange Fabrics by Giovanardi

STRAIN BAR HEIGHT

Seat: Solid wood + high quality oil / lacquer Base: Powder coated metal base.

PROSTORIA

MSRP	
OAK / ASH	WALNUT
\$1,105	\$1,145

DIMENSIONS

W	D	H	SH
19"	17"	33"	31"

STRAIN COUNTER HEIGHT

PROSTORIA

MSRP	
OAK / ASH	WALNUT
\$1,100	\$1,140

DIMENSIONS

W	D	H	SH
17"	14.5"	29"	26.5"

BARSTOOL and COUNTER STOOLS

STRAIN	MINI	PROSTORIA
--------	------	-----------

MSRP			
OAK / ASH		WALNUT	
\$1,070		\$1,110	
DIMENSIONS			
W	D	H	SH
15"	14.5"	20.5"	18.5"

STELO	STOOL	Steel frame painted in polyester powder.	Laminimal
-------	-------	--	-----------

MSRP				
	PP	UPHOLSTERED		
BAR	\$ 535	\$ 595		
COUNTER	\$ 520	\$ 575		
DIMENSIONS				
	W	D	H	SH
BAR	19.8"	21"	41.1"	29.3"
COUNTER	19.4"	20.1"	37.7"	25.9"

TA	BLACK BASE	Seat: 1555 Size Polypropylene seat. UV resistant. Black powder coated or chrome plated metal. Simple assembly required.	TOOU
----	------------	--	------

MSRP			
	PP		COM/COL
COUNTER HEIGHT	\$ 220		\$400
BAR HEIGHT	\$ 230		\$410
DIMENSIONS			
W	D	H	SH
18"	20"	37.5"- 41.5"	25.5"-29"

TA	CHROME BASE	TOOU
----	-------------	------

MSRP			
	PP		COM/COL
COUNTER HEIGHT	\$255		\$435
BAR HEIGHT	\$265		\$445
DIMENSIONS			
W	D	H	SH
18"	20"	37.5" - 41.5"	25.5"-29"

1.5 yd 23 sq.ft

1.5 yd 23 sq.ft

BARSTOOL and COUNTER STOOLS

TA XL BLACK BASE

Seat: 1511 Size Polypropylene seat. UV resistant.
Black powder coated or chrome plated metal. Simple assembly required.

TOOU

MSRP

	PP	UPHOLSTERED	COM/COL
COUNTER HEIGHT	\$225	\$410	\$465
BAR HEIGHT	\$235	\$420	\$475

DIMENSIONS

W	D	H	SH
18"	21.3"	37.4" - 41.3"	25.6" - 29.5"

1.5 yd 23 sq.ft

TA XL CHROME BASE

Seat: 1511 Size Polypropylene seat. UV resistant.
Black powder coated or chrome plated metal. Simple assembly required.

TOOU

MSRP

	PP	UPHOLSTERED	COM/COL
COUNTER HEIGHT	\$285	\$465	\$500
BAR HEIGHT	\$295	\$475	\$510

DIMENSIONS

W	D	H	SH
18"	21.3"	37.4" - 41.3"	25.6" - 29.5"

1.5 yd 23 sq.ft

UNIA BAR HEIGHT

Steel frame painted in polyester powder.
Bentwood seat and seatback padded and upholstered in fabric or eco leather.

Laminimal

MSRP

A

\$ 840

DIMENSIONS

W	D	H	SH	Arm H
22"	22.8"	43.7"	30.7"	37.8"

UNIA COUNTER HEIGHT

Laminimal



MSRP

A

\$ 815

DIMENSIONS

W	D	H	SH	Arm H
21.5"	22.5"	39.7"	26.7"	23.8"

OFFICE & TASK CHAIRS

B&T OFFICE CHAIR BASE TYPES

*B&T office bases can be polished chrome or powder painted as per RAL colors.
*The office chairs ship as fully assembled.

B&T

PREMIUM

SPIDER

SHEET

DAISY

PREMIUM OFFICE BASE

Injection molded contract grade foam.
Standard or Premium Office Base (Polished Chrome or Powder Coated)

B&T

MSRP - UPHOLSTERED SEAT

COM/COL	A	B	C	Leather
\$1,270	\$1,310	\$1,450	\$1,620	\$1,930

DIMENSIONS

W	D	H	SH	Arm H	SD
23"	21"	29.5"-33.5"	15"-19"	23"-26.5"	15.7"

1,5 yd 21 sq.ft

GRACE

OFFICE PREMIUM S-GL

B&T

MSRP

	COM/COL	A	B	C	Leather
Upholstered Back	\$1,485	\$1,530	\$1,685	\$1,870	\$2,155
Plywood Back	\$1,730	\$1,780	\$1,910	\$2,060	\$2,305

DIMENSIONS

W	D	H	SH	Arm H	SD
23.6"	24.2"	30.7 - 34.6"	16.1 - 20"	23.2 - 27.2"	17.3"

1.91 yd 28 sq.ft

LAMY

PREMIUM OFFICE BASE

Injection molded contract grade foam.
Standard or Premium Office Base (Polished Chrome or Powder Coated)

B&T

MSRP - UPHOLSTERED SEAT

COM/COL	A	B	C	Leather
\$1,415	\$1,460	\$1,630	\$1,825	\$2,130

DIMENSIONS

W	D	H	SH	Arm H	SD
23,5"	25"	30.5"-33,5"	18"-21"	23"-26"	18"

1,8 yd 26 sq.ft

OFFICE & TASK CHAIRS

MENTOR LOW BACK | PREMIUM OFFICE BASE

Injection molded contract grade foam.
Standard or Premium Office Base (Polished Chrome or Powder Coated)

B&T

1,7 yd 24 sq.ft

MSRP - UPHOLSTERED SEAT

COM/COL	A	B	C	Leather
\$1,790	\$1,845	\$2,025	\$2,240	\$2,565

DIMENSIONS

W	D	H	SH	Arm H	SD
25"	25"	39"-41,5"	18"-20"	26,5"-29"	19,7"

MENTOR HIGH BACK | PREMIUM OFFICE BASE

B&T

2,2 yd 32 sq.ft

MSRP - UPHOLSTERED SEAT

COM/COL	A	B	C	Leather
\$1,965	\$2,025	\$2,240	\$2,495	\$2,885

DIMENSIONS

W	D	H	SH	Arm H	SD
25"	25"	49"-51,5"	18"-20"	26,5"-29"	19,7"

MONK OFFICE CHAIR

PROSTORIA

MSRP

100	200	300	400	500	600	700
-	\$1,925	\$2,010	\$2,100	\$2,195	\$2,290	\$2,385

DIMENSIONS

W	D	H	SH
27.2"	26"	32.7"	17.7"

O3 LOW BACK

B&T

1,5 yd 21 sq.ft

MSRP - UPHOLSTERED SEAT

COM/COL	A	B	C	Leather
\$2,040	\$2,105	\$2,225	\$2,370	\$2,545

DIMENSIONS

W	D	H	SH	Arm H	SD
27"	27"	37"-41,5"	17,5"-22"	23,5"-33"	17,4"

OFFICE & TASK CHAIRS

O3 HIGH BACK

B&T

MSRP - UPHOLSTERED SEAT

COM/COL	A	B	C	Leather
\$2,165	\$2,235	\$2,375	\$2,545	\$2,755

DIMENSIONS

W	D	H	SH	Arm H	SD
27"	27"	47"-51,5"	17,5"-22"	23,5"-33"	17,4"

2 yd ☆ 25 sq.ft

PERA

Injection molded contract grade foam.
Standard, Premium or Standard Office Base (Polished Chrome or Powder Coated)

B&T

MSRP

	COM/COL	A	B	C	Leather
w/out ARM	\$1,045	\$1,075	\$1,170	\$1,280	\$1,525
with ARM	\$1,185	\$1,225	\$1,320	\$1,430	\$1,680

DIMENSIONS

W	D	H	SH	SD
19"	22,5"	29"-33"	18"-22"	16"

1 yd ☆ 17 sq.ft

REGO PREMIUM OFFICE BASE

Injection molded contract grade foam.
Standard, Premium or Spider Office Base (Polished Chrome or Powder Coated)

B&T

MSRP - UPHOLSTERED SEAT

COM/COL	A	B	C	Leather
\$1,190	\$1,225	\$1,355	\$1,505	\$1,790

DIMENSIONS

W	D	H	SH	Arm H	SD
24,5"	23,5"	30"-34"	17"-21"	25"-28"	16,5"

1,5 yd ☆ 23 sq.ft

REGO SPIDER OFFICE BASE

B&T

MSRP - UPHOLSTERED SEAT

COM/COL	A	B	C	Leather
\$1,015	\$1,045	\$1,175	\$1,325	\$1,605

DIMENSIONS

W	D	H	SH	Arm H	SD
24,5"	23,5"	30"-34"	17"-21"	25"-28"	16,5"

1,5 yd ☆ 23 sq.ft

C
O
K
C
0
0
2
0
4

OFFICE & TASK CHAIRS

REGO PLAY PREMIUM OFFICE BASE

Polypropylene monobloc seat. Optional upholstery.

B&T

MSRP					
	COM/COL	A	B	C	Leather
PP	\$800	x	x	x	x
UPHOLSTERED SEAT	\$940	\$970	\$1,015	\$1,075	\$1,160
FULL UPHOLSTERED SEAT	\$1,120	\$1,155	\$1,270	\$1,405	\$1,655

1,6 yd 23 sq.ft

DIMENSIONS				
W	D	H	SH	SD
24"	22"	32"	17"	26"

REST SPIDER OFFICE BASE

Upholstered PP Seat
Spider Office Base (Polished Chrome or Powder Coated)

B&T

MSRP					
	COM/COL	A	B	C	Leather
SIDE	\$595	x	x	x	x
SIDE S-UP	\$740	\$765	\$810	\$865	\$960
SIDE UP	\$805	\$835	\$920	\$1,020	\$1,205
W/ARM	\$650	x	x	x	x
W/ARM S-UP	\$795	\$820	\$865	\$920	\$1,015
W/ARM UP	\$865	\$880	\$975	\$1,075	\$1,260

1,1 yd 16,5 sq.ft

DIMENSIONS				
W	D	H	SH	ArmH
22"	21"	30"-33"	16"-19"	25"-28"

ZONE 5 PRONGS SHEET OFFICE BASE

B&T

MSRP				
COM/COL	A	B	C	Leather
\$1,345	\$1,385	\$1,520	\$1,680	\$2,050

1,7 yd 25 sq.ft

DIMENSIONS			
W	D	H	SH
20"	22,5"	38"-42"	16"-20"

ZONE 5 PRONGS SHEET BASE W/ ARM

Injection molded contract grade foam.
Sheet Office Base (Polished Chrome or Powder Coated)

B&T

MSRP - UPHOLSTERED SEAT				
COM/COL	A	B	C	Leather
\$1,435	\$1,475	\$1,610	\$1,775	\$2,140

1,7 yd 25 sq.ft

DIMENSIONS				
W	D	H	SH	ArmH
23"	22,5"	38"-42"	16"-20"	25"-28"

OFFICE & TASK CHAIRS

ZONE EXCLUSIVE EXCLUSIVE 5WAY SWIVEL BASE W/ARM

B&T

MSRP				
COM/COL	A	B	C	Leather
\$1,530	\$1,580	\$1,735	\$1,920	\$2,210

DIMENSIONS				
W	D	H	SH	Arm H
23"	22,5"	50.5"-54,5"	16"-20"	25"-28"

2,4 yd 35 sq.ft

C
O
K
C
0
0
2
0
4

LOUNGE CHAIRS

C
O
K
C
0
0
2
0
4

ACER

KOLLEKTIFF

MSRP				
All Metal				\$620
Seat Pad COM				\$155
Seat Pad				\$190
DIMENSIONS				
W	D	H	SH	Arm H
32.2"	23.2"	28.7"	15"	22.4"

ALEK

Solid wood structure. Upholstered padded seat. Fully assembled.

B&T

MSRP					
	COM/COL	A	B	C	Leather
BEECHWOOD	\$1,590	\$1,640	\$1,800	\$1,995	\$2,230
ASHWOOD	\$1,810	\$1,865	\$2,025	\$2,215	\$2,450
DIMENSIONS					
W	D	H	SH	Arm H	
26.5"	25.5"	25.5"	16"	22"	

1,1 yd 15 sq.ft

ALODIA CHAISE LOUNGE

BABEL D

MSRP		
METAL		
\$15,980		
DIMENSIONS		
	L	W
OPEN	20.9"	80.7"
CLOSED	20.9"	46.9"
		H
		21.7"
		16.5"

ALODIA CHAISE LOUNGE HEADREST CUSHION

BABEL D

MSRP	
CHAIR CUSHION	
\$235	

LOUNGE CHAIRS

ALODIA CHAISE LOUNGE PAD

BABEL D

MSRP	
CHAIR CUSHION	
\$870	

BANGI

BABEL D

MSRP		
METAL		
\$1,235		
DIMENSIONS		
W	D	H
26"	27.2"	29.1"

BOLD

High density foam.
It has Castors

B&T

MSRP				
COM/COL	A	B	C	Leather
\$1,845	\$1,905	\$2,210	\$2,575	\$3,135

12" fixed round tablet is optional. it can be fixed left or right right side of the
armchair according to user's preference.

Please choose metal tube colour & tablet finish

	LAMINATE	LACQUER	VENEER
TABLET	\$150	\$180	\$215

4 yd 63 sq.ft

DIMENSIONS				
	W	D	H	SH
WITH TABLET	37"	35.5"	27"	16"
W/OUT TABLET	32.5"	35.5"	27"	16"

BONNY SWIVEL BASE

Solid wood and metal structure. Solid wood or metal base. Swivel

B&T

MSRP					
	COM/COL	A	B	C	Leather
METAL BASE	\$1,695	\$1,750	\$2,005	\$2,310	\$2,775
with MEMORY RETURN MECHANISM	\$1,820	\$1,875	\$2,130	\$2,430	\$2,900
WOOD BASE	\$1,695	\$1,750	\$1,985	\$2,270	\$2,700
with MEMORY RETURN MECHANISM	\$1,820	\$1,875	\$2,110	\$2,395	\$2,825

2,6 yd 37 sq.ft

DIMENSIONS					
W	D	H	SH	ArmH	SD
30,5"	28,5"	28.5"	17"	21,5"	22,5"

LOUNGE CHAIRS

BOOM

Hardwood frame structure.High density foam.
Dowel wood leg.

B&T

MSRP				
COM/COL	A	B	C	Leather
\$3,100	\$3,200	\$3,790	\$4,500	\$6,230

DIMENSIONS				
W	D	H	SH	Arm H
35,5"	35"	28"	16,5"	25"

6 yd 97 sq.ft

*1 cushion included in price.

CAMAROSA

Injection molded contract grade foam. Steel base

KOLLEKTIFF

MSRP	
COM/COL	A
\$1,345	\$1,520

DIMENSIONS		
W	D	H
31"	27.5"	31.5"

3 yd 43 sq.ft

DAISY DOWEL WOOD BASE

Injection molded contract grade foam. Various base options.

B&T

MSRP					
	COM/COL	A	B	C	Leather
BEECHWOOD	\$1,150	\$1,190	\$1,375	\$1,600	\$1,940
ASHWOOD	\$1,150	\$1,190	\$1,375	\$1,600	\$1,940

DIMENSIONS					
W	D	H	SH	Arm H	SD
27"	28.5"	30"	16"	25"	18"

2,1 yd 32 sq.ft

Solid beech wood base can be stained in natural, walnut, black colors.

DAISY SLED BASE

B&T

MSRP				
COM/COL	A	B	C	Leather
\$1,120	\$1,155	\$1,345	\$1,565	\$1,910

DIMENSIONS					
W	D	H	SH	Arm H	SD
27"	28.5"	30"	16"	25"	18"

2,1 yd 32 sq.ft

LOUNGE CHAIRS

DION

Solid wood structure. Contract grade upholstered foam.
Fully assembled.

B&T

MSRP

	COM/COL	A	B	C	Leather
BEECHWOOD	\$1,245	\$1,285	\$1,420	\$1,585	\$2,010
ASHWOOD	\$1,370	\$1,415	\$1,550	\$1,710	\$2,135

DIMENSIONS

W	D	H	SH	Arm H	SD
28,5"	28,5"	28,5"	16"	23,5"	19"

1,5 yd 27 sq.ft

DUPONT

Upholstered or Veneered Plywood seat. Powder coated metal base.

B&T

MSRP

	COM/COL	A	B	C	Leather
BEECHWOOD	\$500	x	x	x	x
ASHWOOD	\$595	x	x	x	x
UPHOLSTERED	\$650	\$670	\$755	\$855	\$1,010

DIMENSIONS

W	D	H	SH	SD
23"	25"	29"	16"	14"

1.4 yd 24 sq.ft

FERNO

Upholstered contract grade foam. Powder coated metal frame.

B&T

MSRP

COM/COL	A	B	C	Leather
\$1,470	\$1,515	\$1,730	\$1,985	\$2,380

DIMENSIONS

W	D	H	SH	Arm H	SD
29"	31"	29"	15,5"	21.5"	22,5"

2,4 yd 35 sq.ft

FOLD

SINGLE SOFA

Hardwood Frame
Sleeper Sofa.

B&T

MSRP

COM/COL	A	B	C	Leather
\$2,525	\$2,605	\$3,030	\$3,385	\$4,385

DIMENSIONS

W	D	H	SH	Arm H
32,5"	36"	31"	16"	23"

7 yd x sq.ft

LOUNGE CHAIRS

GAO SUN LOUNGER

KOLLEKTIFF

MSRP

\$4,775

DIMENSIONS

W	L	H
30.7"	86.2"	11 / 33.8"

GO LARGE

Injection molded contract grade foam.
Stainless steel legs. Fully assembled.

B&T

MSRP

COM/COL	A	B	C	Leather
\$3,215	\$3,315	\$3,950	\$4,710	\$6,105

DIMENSIONS

W	D	H	SH	Arm H
32,5"	33"	24"	15,5"	24"

6 yd 86 sq.ft

ISOLA

Solid Hardwood Frame

B&T

MSRP

COM/COL	A	B	C	Leather
\$2,500	\$2,575	\$3,090	\$3,705	\$4,645

DIMENSIONS

W	D	H	SH	Arm H	SD
28"	32"	28"	15,7"	20"	24"

4 yd 63 sq.ft

ISOLA PRIVATE

B&T

MSRP

COM/COL	A	B	C	Leather
\$2,935	\$3,025	\$3,655	\$4,405	\$5,550

DIMENSIONS

W	D	H	SH	Arm H	SD
28"	32"	40,5"	15,7"	20"	24"

5,5 yd 78 sq.ft

C
O
K
C
0
0
2
0
4

LOUNGE CHAIRS

JASPER

Hardwood Frame.

B&T

#5,5 yd 81 sq.ft

MSRP				
COM/COL	A	B	C	Leather
\$2,790	\$ 2,870	\$ 3,325	\$ 3,870	\$ 4,700
DIMENSIONS				
W	D	H	SH	SD
28,5"	35"	39"	15"	29.5"

JUGO ARMCHAIR

Inox plate + powder coating metal rod.
Outdoor wood (larch, iroko or teak) armrest. Outdoor seat cushion.

PROSTORIA

MSRP							
METAL BODY	CUSHION						
	100	200	300	400	500	600	700
\$2,260	-	\$1,235	\$1,455	\$1,705	\$1,955	\$2,205	\$2,455
DIMENSIONS							
W	D	H	SH				
33"	31"	25"	w/out cushion		10"		
			w/ cushion		15,5"		

JUGO LOUNGE

PROSTORIA

MSRP							
METAL BODY	CUSHION						
	100	200	300	400	500	600	700
\$2,255	-	\$1,415	\$1,650	\$1,920	\$2,185	\$2,450	\$2,715
DIMENSIONS							
W	D	H	SD				
29"	37"	28,5"	26"				

JOS

BABEL D

MSRP		
METAL		
\$1,595		
DIMENSIONS		
W	D	H
26"	26"	29.1 "

*1 cushion included in price.

LOUNGE CHAIRS

C
O
K
C
0
0
2
0
4

JOS DAY BED			BABEL D
MSRP			
METAL			
\$5,160			
DIMENSIONS			
W	D	H	
49.6"	52.8"	31.5"	

KANO			BABEL D
MSRP			
METAL			
\$1,290			
DIMENSIONS			
W	D	H	
25.2"	25.2"	28.3"	

KANO CUSHION LOUNGE CHAIR			BABEL D
MSRP			
CHAIR CUSHION			
\$250			

KANO CHAISE LOUNGE			BABEL D
MSRP			
METAL			
\$4,435			
DIMENSIONS			
L	W	H	
64.6 "	32.3"	28.3"	

*1 cushion included in price.

LOUNGE CHAIRS

KAV

Hardwood Frame. Fully assembled.

B&T

2,8 yd 55 sq.ft

MSRP				
COM/COL	A	B	C	Leather
\$1,945	\$2,005	\$2,335	\$2,730	\$3,965
DIMENSIONS				
W	D	H	SH	SD
34"	33"	22"	14"	30.5"

Wood base can be stained in natural ash, walnut or black colors.

KISSI

BABEL D

MSRP		
METAL & STRING		
\$1,560		
DIMENSIONS		
W	D	H
25.6"	25.2"	26.8 "

Cushion included in price

KISSI

SUN LOUNGE

BABEL D

MSRP	
METAL & STRING	METAL & STRING
\$4,285	\$4,510
DIMENSIONS	
W	L H
32.7"	80.7" 11.8 / 31.1"

Cushion included in price

KONTRAPUNKT RECLINER

PROSTORIA

MSRP									
	A(100)	B(200)	C(300)	D(400)	500	600	700	60	80
Powder Coated Base	-	\$7,520	\$7,765	\$8,040	\$8,315	\$8,585	\$8,860	\$10,495	\$11,800
Stainless Steel Basse	-	\$5,660	\$5,905	\$6,180	\$6,455	\$6,725	\$7,000	\$8,635	\$9,940
DIMENSIONS									
	W	D	H	SH					
Recliner	27"	35,5"	39.5"	15,7"					
Recliner Opened	27"	65"	34"	15,7"					

Footrest and armrests upholstery can be only in thick aniline leather (black or brown) or in Tundra leather

LOUNGE CHAIRS

LAMY SWIVEL METAL BASE - NEW BASE

Injection molded contract grade foam. Various base options.

B&T

2,8 yd 41 sq.ft

MSRP				
COM/COL	A	B	C	Leather
\$1,700	\$1,755	\$1,895	\$2,095	\$2,460
with MEMORY RETURN MECHANISM	\$1,830	\$1,880	\$2,020	\$2,585

DIMENSIONS				
W	D	H	SH	SD
29"	32"	33,5"	16"	22"

Base finish options: Powder coated in available RAL colors.

LAMY METAL w/ HEADREST - NEW BASE

B&T

3 yd 42 sq.ft

	MSRP					
	COM/COL	A	B	C	Leather	
	\$2,225	\$2,290	\$2,360	\$2,450	\$2,580	
with MEMORY RE- TURN MECHANISM	\$2,345	\$2,415	\$2,490	\$2,575	\$2,705	
	DIMENSIONS					
	W	D	H	SH	Arm H	SD
	29"	31,5"	45"	16"	22"	19,7"

Base finish options: Powder coated in available RAL colors.

LAMY SWIVEL WOOD BASE

B&T

2.8 yd 41 sq.ft

MSRP					
COM/COL		A	B	C	Leather
\$1,835		\$1,890	\$2,100	\$2,355	\$2,740
with MEMORY RE- TURN MECHANISM	\$1,960	\$2,015	\$2,225	\$2,475	\$2,865
DIMENSIONS					
W	D	H	SH	Arm H	SD
29"	32"	33,5"	16"	22"	19,7"

Wood base can be stained in natural ash, walnut or black colors.

LAMY SWIVEL WOOD w/ HEADREST

B&T

3 yd 42 sq.ft

MSRP					
COM/COL		A	B	C	Leather
\$1,980		\$2,040	\$2,275	\$2,555	\$2,940
with MEMORY RE- TURN MECHANISM	\$2,105	\$2,165	\$2,400	\$2,675	\$3,070
DIMENSIONS					
W	D	H	SH	Arm H	SD
29"	31.5"	45"	16"	22"	19.7"

Base finish options: Powder coated in available RAL colors.

LOUNGE CHAIRS

LAMY DOWEL WOOD BASE

B&T

2.8 yd ☆ 41 sq.ft

MSRP					
COM/COL	A	B	C	Leather	
\$1,545	\$1,590	\$1,825	\$2,105	\$2,530	
DIMENSIONS					
W	D	H	SH	Arm H	SD
29"	31,5"	33,5"	16"	22"	19,7"

Wood base can be stained in natural ash, walnut or black colors.

LAMY DOWEL w/ HEADREST

B&T

3 yd ☆ 42 sq.ft

MSRP					
COM/COL	A	B	C	Leather	
\$1,610	\$1,656	\$1,900	\$2,185	\$2,595	
DIMENSIONS					
W	D	H	SH	Arm H	SD
29"	31,5"	45"	16"	22"	19,7"
Wood base can be stained in natural ash, walnut or black colors.					

LAMY SLED BASE

B&T

2.8 yd ☆ 41 sq.ft

MSRP					
COM/COL	A	B	C	Leather	
\$1,475	\$1,520	\$1,745	\$2,020	\$2,435	
DIMENSIONS					
W	D	H	SH	Arm H	SD
29"	31,5"	33,5"	16"	22"	19,7"

Base finish options: Powder coated in available RAL colors or polished chrome.

LAMY SLED w/ HEADREST

B&T

3 yd ☆ 42 sq.ft

MSRP					
COM/COL	A	B	C	Leather	
\$1,615	\$1,665	\$1,905	\$2,195	\$2,605	
DIMENSIONS					
W	D	H	SH	Arm H	SD
29"	31,5"	45"	16"	22"	19,7"

Base finish options: Powder coated in available RAL colors or polished chrome.

C
O
K
C
0
0
2
0
4

LOUNGE CHAIRS

LAMY DOWEL METAL BASE

B&T

2.8 yd 41 sq.ft

MSRP				
COM/COL	A	B	C	Leather
\$1,475	\$1,520	\$1,745	\$2,020	\$2,435

DIMENSIONS					
W	D	H	SH	Arm H	SD
29"	31,5"	33,5"	16"	22"	19,7"

Base finish options: Powder coated in available RAL colors or polished chrome.

LAMY D. METAL BASE w/HEADREST

B&T

3 yd 42 sq.ft

MSRP				
COM/COL	A	B	C	Leather
\$1,610	\$1,655	\$1,900	\$2,190	\$2,595

DIMENSIONS					
W	D	H	SH	Arm H	SD
29"	31,5"	45"	16"	22"	19,7"

Base finish options: Powder coated in available RAL colors or polished chrome.

LED

High density foam. Metal legs.

B&T

6 yd 86 sq.ft

MSRP				
COM/COL	A	B	C	Leather
\$2,300	\$2,370	\$2,790	\$3,295	\$4,060

DIMENSIONS					
W	D	H	SH	Arm H	
31,5"	27,5"	28,5"	16"	24,5"	

Leg finish options: Powder coated in available RAL colors or polished chrome.

MABEL

Metal base.

B&T

4 yd 57 sq.ft

MSRP				
COM/COL	A	B	C	Leather
\$2,505	\$2,580	\$2,990	\$3,480	\$4,230

DIMENSIONS				
W	D	H	SH	Arm H
33,5"	28"	27"	16,5"	24"

* Standard version has one curve and one straight arm. Two curves and two straight arms versions are available.

LOUNGE CHAIRS

MABEL COMFORT

Powder coated swivel metal base.

B&T

MSRP

	COM/COL	A	B	C	Leather
Round Base	\$3,450	\$3,560	\$4,170	\$4,900	\$6,010
4 Legs	\$3,035	\$3,130	\$3,765	\$4,525	\$5,685

DIMENSIONS

W	D	H	SH	Arm H
38"	33,5"	25"	16"	21"

* Standard version has one curve and one straight arm and has a round base.
Two curves and two straight arms versions are available. The tube legs are optional too.

7 yd 97 sq.ft

MENTOR SWIVEL METAL BASE

Injection molded contract grade foam. * Camira Urban is not a compatible fabric.
Swivel Metal Base

B&T

MSRP

COM/COL	A	B	C	Leather
\$2,425	\$2,500	\$2,770	\$3,095	\$4,080

DIMENSIONS

W	D	H	SH	Arm H	SD
26"	26.5"	40"	16"	24.4"	19,3"

Base finish options: Powder coated in available RAL colors.

2.8 yd 40 sq.ft

MENTOR SWIVEL METAL BASE with HEADREST

Injection molded contract grade foam. * Camira Urban is not a compatible fabric.
Swivel Metal Base

B&T

MSRP

COM/COL	A	B	C	Leather
\$2,525	\$2,605	\$2,915	\$3,290	\$4,430

DIMENSIONS

W	D	H	SH	Arm H	SD
29"	26.5"	43,7"	16"	24.4"	19,3"

Base finish options: Powder coated in available RAL colors.

3,3 yd 45 sq.ft

MELIK

BABEL D

MSRP

METAL
\$1,625

DIMENSIONS

W	D	H	SH
30.3"	28"	28.7"	15"

LOUNGE CHAIRS

MELIK CUSHION LOUNGE CHAIR

BABEL D

MSRP

CHAIR CUSHION

\$250

MONK EASY

WOOD BASE

Upholstered seat. Solid Wood or Metal Base

PROSTORIA

MSRP

	A(100)	B(200)	C(300)	400	500	600	700
Oak / Ash	-	\$1,640	\$1,735	\$1,835	\$1,940	\$2,040	\$2,140
Walnut	-	\$1,745	\$1,840	\$1,940	\$2,040	\$2,145	\$2,250

DIMENSIONS

W	D	H	SH
24"	25"	29"	14.5"

MONK EASY

SLED METAL BASE

PROSTORIA

MSRP

A(100)	B(200)	C(300)	400	500	600	700
-	\$1,765	\$1,860	\$1,960	\$2,065	\$2,165	\$2,270

DIMENSIONS

W	D	H	SH
24"	25"	29"	14.5"

MONK EASY

4 LEGS METAL BASE

PROSTORIA

MSRP

A(100)	B(200)	C(300)	400	500	600	700
-	\$1,765	\$1,860	\$1,960	\$2,065	\$2,165	\$2,270

DIMENSIONS

W	D	H	SH
24"	25"	29"	14.5"

LOUNGE CHAIRS

MORPH

Injection molded contract grade foam.

B&T

MSRP

COM/COL	A	B	C	Leather
\$2,775	\$2,860	\$3,215	\$3,635	\$6,645

DIMENSIONS

W	D	H	SH
47"	32"	27.5"	15.5"

5 yd 111 sq.ft

MOST

Hardwood frame. Metal base.

B&T

MSRP

COM/COL	A	B	C	Leather
\$3,175	\$3,270	\$3,845	\$4,530	\$7,230

DIMENSIONS

W	D	H	SH	Arm H
41.5"	38"	27"	15.5"	19.5"

5 yd 111 sq.ft

NOVA

Galvanized Steel Frame, Outdoor/Indoor, Fully Assembled

KOLLEKTIFF

MSRP

	GALVANIZED	PAD
w/out Armrest	\$670	\$295
w/ Armrest	\$705	\$295

DIMENSIONS

	W	D	H	SH
w/out Armrest	24.4"	23.2"	28"	15.7"
w/ Armrest	26.3"	22.2"	28"	15.7"

OBLIQUE EASY

WOOD

Upholstered seat. Solid Wood or Metal Base

PROSTORIA

MSRP

	A(100)	B(200)	C(300)	400	500	600	700
Oak / Ash	-	\$2,775	\$2,885	\$3,005	\$3,125	\$3,245	\$3,365
Walnut	-	\$2,880	\$2,985	\$3,105	\$3,225	\$3,345	\$3,465

DIMENSIONS

W	D	H	SH
26.5"	28"	30.5"	16"

LOUNGE CHAIRS

C
O
K
C
0
0
2
0
4

OBLIQUE EASY METAL - 4 LEGS

PROSTORIA

MSRP							
	A(100)	B(200)	C(300)	400	500	600	700
	-	\$2,685	\$2,795	\$2,915	\$3,035	\$3,155	\$3,275
Outdoor	-	\$3,225	\$3,355	\$3,495	\$3,640	\$3,785	\$3,930
DIMENSIONS							
W	D		H		SH		
26.5"	28"		30.5"		16"		

OBLIQUE EASY METAL - SLED BASE

PROSTORIA



MSRP							
	A(100)	B(200)	C(300)	400	500	600	700
	-	\$2,885	\$2,990	\$3,105	\$3,215	\$3,330	\$3,440
Outdoor	-	\$3,465	\$3,590	\$3,720	\$3,860	\$3,995	\$4,130
DIMENSIONS							
W	D		H		SH		
27"	28"		31.5"		16"		

OBLIQUE EASY METAL CANTILEVER

PROSTORIA

MSRP							
	100	200	300	400	500	600	700
w/out Armrest	-	\$2,370	\$2,480	\$2,600	\$2,720	\$2,840	\$2,960
w/ Armrest	-	\$2,535	\$2,640	\$2,760	\$2,880	\$3,000	\$3,120
Outdoor							
w/out Armrest	-	\$2,845	\$2,975	\$3,120	\$3,265	\$3,410	\$3,550
w/ Armrest	-	\$3,040	\$3,175	\$3,315	\$3,460	\$3,605	\$3,750
DIMENSIONS							
W	D		H		SH		
26.5"	28"		31"		16"		

LOUNGE CHAIRS

C
O
K
C
0
0
2
0
4

OBLIQUE LOUNGE

LOUNGE

Moulded foam, metal frame. Solid wood or metal base-armrest.

PROSTORIA



MSRP							
	A(100)	B(200)	C(300)	400	500	600	700
Oak / Ash	-	\$2,335	\$2,445	\$2,565	\$2,685	\$2,805	\$2,925
Walnut	-	\$2,445	\$2,550	\$2,670	\$2,790	\$2,910	\$3,030
DIMENSIONS							
W	D		H		SH		
21"	28"		30.5"		16"		

OMNIA

LOUNGE CHAIR

PROSTORIA

MSRP						
	200	300	400	500	600	700
OUTER SHELL	\$965	\$1,050	\$1,140	\$1,235	\$1,325	\$1,420
INNER SHELL	\$3,520	\$3,655	\$3,800	\$3,950	\$4,095	\$4,245
LEGS - POWDER COATED STEEL					\$255	
LEGS - SAND-DRINDED STAINLESS STEEL					\$375	
CONNECTING BOARD					\$555	
DIMENSIONS						
W	D		H		SH	
36"	33"		27.5"		16.5	

ORA SWIVEL LOUNGE

B&T

MSRP				
COM/COL	A	B	C	Leather
\$2,010	\$2070	\$2,440	\$2,915	\$3,640
DIMENSIONS				
W	D	H	SH	Arm H
33.9"	29"	27"	17.9"	27"

5 yd ☆ 110 sq.ft

LOUNGE CHAIRS

OSMO EASY CHAIR OUTDOOR

Seat & Backrest: Solid wood + outdoor oil Base:
Metal tube + powder coated matte outdoor

PROSTORIA

MSRP						
	INOX			TEAK		
Easy Chair	\$1,260			-		
Easy Chair with Wood	-			\$2,040		
Easy Chair with Armrest	-			\$2,400		
	200	300	400	500	600	700
CHAIR CUSHION	\$215	\$240	\$275	\$310	\$345	\$375
DIMENSIONS						
W	D		H		SH	
27"	26.5"		29.5"		14.5"	
Stackable x 4						
* Wood armrest is available for NET \$ 100 extra charge.						

OSMO CHAIR OUTDOOR

Stainless Steel Structure

PROSTORIA

MSRP						
	TEAK				INOX	
Chair	-				\$1,815	
Chair with Wood	\$1,120				-	
	200	300	400	500	600	700
CHAIR CUSHION	\$215	\$240	\$275	\$310	\$345	\$375
DIMENSIONS						
W	D		H		SH	
27"	26.5"		29.5"		14.5"	
Stackable x 4						

OUTO LOUNGE CHAIR

Polypropylene. Air injection technology. In and Outdoor use. UV resistant.

TOOU

MSRP			
PP			
\$250			
DIMENSIONS			
W	D	H	SH
24"	31.5"	30"	15.5"
Stackable x 6 pcs			

PERA SLED BASE

Injection molded contract grade foam. Various base options.

B&T

MSRP				
COM/COL	A	B	C	Leather
\$725	\$745	\$865	\$1,010	\$1,180
DIMENSIONS				
W	D	H	SH	Arm H
23,5"	27.5"	29,5"	16,5"	19"

1.5 yd 20 sq.ft

Base finish options: Powder coated in available RAL colors or polished chrome.

LOUNGE CHAIRS

PERA SWIVEL BASE

B&T

1,5 yd 20 sq.ft

MSRP				
COM/COL	A	B	C	Leather
\$865	\$890	\$1,010	\$1,155	\$1,325
with MEMORY RETURN MECHANISM	\$990	\$1,015	\$1,135	\$1,280
			\$1,450	
DIMENSIONS				
W	D	H	SH	Arm H
23,5"	27.5"	31"	16,5"	19"

Base finish options: Powder coated in available RAL colors.

PERA SWIVEL BASE w/ARM

B&T

1,5 yd 20 sq.ft

MSRP				
COM/COL	A	B	C	Leather
\$1,070	\$1,105	\$1,225	\$1,365	\$1,530
with MEMORY RETURN MECHANISM	\$1,200	\$1,230	\$1,350	\$1,490
			\$1,660	
DIMENSIONS				
W	D	H	SH	Arm H
26"	27.5"	31"	16,5"	24.5"
				19"

Base finish options: Powder coated in available RAL colors.

PICK

Hardwood frame. High density foam. Metal legs.

B&T

8 yd 108 sq.ft

MSRP				
COM/COL	A	B	C	Leather
\$3,280	\$3,380	\$4,000	\$4,735	\$5,655
DIMENSIONS				
W	D	H	SH	SD
46"	35.5"	27,5"	16"	25.5"

Base finish options: Powder coated in available RAL colors.

PIU

Hardwood frame. High density foam. Metal legs.

B&T

8 yd 113 sq.ft

MSRP				
COM/COL	A	B	C	Leather
\$3,360	\$3,460	\$4,235	\$5,155	\$6,570
DIMENSIONS				
W	D	H	SH	
37,5"	33.5"	29"	16"	

Base finish options: Powder coated in available RAL colors.

LOUNGE CHAIRS

PLIE LOUNGE CHAIR

Steel frame painted in polyester powder.
Injection moulded foam seat and seatback upholstered in fabric. Indoor use only.

Laminimal

MSRP

\$ 955

DIMENSIONS

W	D	H	SH	Arm Height
25.8"	23.3"	28.7"	17.7"	28.2"

POLYGON EASY

Upholstered moulded foam seat and back, solid wood armrests.
Powder coated metal frame.

PROSTORIA

MSRP

	100	200	300	400	500	600	700	60	70
	-	\$2,635	\$2,780	\$2,940	\$3,100	\$3,260	\$3,420	\$3,775	\$4,195
Outdoor	-	\$3,160	\$3,335	\$3,530	\$3,725	\$3,915	\$4,110	-	-

DIMENSIONS

W	D	H	SH
29"	28,5"	29,5"	15.5"

REGO SWIVEL WOOD BASE

Injection molded contract grade foam. Various base options.

B&T

MSRP

	COM/COL	A	B	C	Leather
	\$1,710	\$1,765	\$1,945	\$2,165	\$2,500
with MEMORY RETURN MECHANISM	\$1,835	\$1,890	\$2,070	\$2,290	\$2,625

DIMENSIONS

W	D	H	SH	Arm H	SD
30"	27"	28"	16"	23"	19,3"

2 yd ☆ 28 sq.ft

REGO SWIVEL METAL BASE

B&T

MSRP

	COM/COL	A	B	C	Leather
	\$1,800	\$1,855	\$2,035	\$2,245	\$2,570
with MEMORY RETURN MECHANISM	\$1,925	\$1,980	\$2,155	\$2,370	\$2,695

DIMENSIONS

W	D	H	SH	Arm H	SD
32"	36"	41,7"	16"	23"	19,3"

2 yd ☆ 28 sq.ft

Base finish options: Powder coated in available RAL colors.

LOUNGE CHAIRS

REGO EXCLUSIVE SWIVEL WOOD BASE w/ HEADREST

B&T

2.5 yd 36 sq.ft

MSRP					
COM/COL	A	B	C	Leather	
	\$1,925	\$1,985	\$2,220	\$2,505	\$2,940
with MEMORY RETURN MECHANISM	\$2,050	\$2,110	\$2,345	\$2,630	\$3,065
DIMENSIONS					
W	D	H	SH	Arm H	SD
30"	27"	28"	16"	23"	19,33"

REGO EXCLUSIVE SWIVEL METAL BASE w/ HEADREST

B&T

2,5 yd 36 sq.ft

MSRP					
COM/COL	A	B	C	Leather	
	\$2,065	\$2,125	\$2,365	\$2,645	\$3,080
with MEMORY RETURN MECHANISM	\$2,185	\$2,250	\$2,490	\$2,775	\$3,205
DIMENSIONS					
W	D	H	SH	Arm H	SD
32.5"	36"	41.7"	16"	23"	19.3"

Base finish options: Powder coated in available RAL colors.

ROSA

KOLLEKTIFF

MSRP			
ALL METAL		OUTDOOR SEAT CUSHION	
\$ 445		\$ 145	
DIMENSIONS			
W	D	H	SH
32.2"	28"	30"	15"

ROUND SWIVEL WOOD BASE

Injection molded contract grade foam. Various base options.

B&T

3,6 yd 41 sq.ft

MSRP				
COM/COL	A	B	C	Leather
\$1,905	\$1,965	\$2,285	\$2,670	\$2,845
DIMENSIONS				
W	D	H	SH	Arm H
30.5"	29.5"	26"	16.5"	24"

LOUNGE CHAIRS

ROUND SWIVEL METAL BASE

B&T

3,6 yd 41 sq.ft

MSRP				
COM/COL	A	B	C	Leather
\$1,855	\$1,915	\$2,270	\$2,690	\$2,885
DIMENSIONS				
W	D	H	SH	Arm H
30.5"	29.5"	26"	16"	24"
Base finish options: Powder coated in available RAL colors.				

ROUND PRIVATE W/ SWIVEL SIDE TABLE

Injection molded contract grade foam. Swivel Metal Base & Arm

B&T

4 yd 42 sq.ft

MSRP					
	COM/COL	A	B	C	Leather
ROUND PRIVATE	\$2,505	\$2,585	\$2,930	\$3,345	\$3,580
w LAMINATE TABLET ARM	\$2,820	\$2,905	\$3,250	\$3,660	\$3,895
w LACQUER TABLET ARM	\$2,930	\$3,020	\$3,365	\$3,775	\$4,015
w VENEER TABLET ARM	\$3,005	\$3,095	\$3,440	\$3,855	\$4,090
DIMENSIONS					
	W	D	H	SH	Arm H
	35"	34.5"	47"	16"	24"

SATAO

Steel frame painted in polyester powder. Suitable for outdoor use.

Laminimal

MSRP				
POWDER COATED			OUTDOOR SEAT CUSHION	
\$ 520			\$ 170	
DIMENSIONS				
W	D	H	SH	Arm H
26.5"	25"	32.3"	17"	24.4"

SENSU

Eco plastic structure
Optional seat cushion and cover

TOOU

MSRP			
PP CHAIR		CUSHION	
\$360		Sunbrella Fabric Seat Cover	\$380
		Standard Fabric Seat Cover	\$285
		Sunbrella Cushion	\$190
		Standard Cushion	\$150
DIMENSIONS			
W	D	H	SH
29"	26.5"	33"	14.5"

LOUNGE CHAIRS

SOLE

Galvanized metal structure for outdoor. Indoor/Outdoor. Upholstered seat / Seat pad are optional with indoor/outdoor fabric.

B&T

0.6 yd 10 sq.ft Seat Pad
0.75 yd 12 sq.ft Uph. Seat

MSRP						
	ALL METAL	COM/COL	A	B	C	Leather
ALL METAL (Indoor&Outdoor)	\$525	—	—	—	—	—
UPHOLSTERED SEAT (INDOOR ONLY)	—	\$535	\$550	\$605	\$675	\$780
SEAT PAD - OUTDOOR	—	-	\$275*	-	-	-

DIMENSIONS			
W	D	H	SH
23"	22.6"	29.5"	16"

*Irusun Living Plain Melange Fabrics by Giovanardi

STRAIN EASY CHAIR

Black or brown leather backrest. Fabric or leather seat or cushion.
Powder coated metal frame.

PROSTORIA

MSRP								
A(100)	B(200)	C(300)	400	500	600	700	60	80
-	\$3,560	\$3,630	\$3,700	\$3,775	\$3,850	\$3,925	\$4,240	\$4,540

DIMENSIONS			
W	D	H	SH
26"	27"	31.5"	16.5"

STELO LOUNGE

Steel frame painted in polyester powder.
Stackable up to 4 pieces.

Laminimal

MSRP				
			UPHOLSTERED	
\$ 590			\$ 655	
DIMENSIONS				
W	D	H	SH	SH
24.6"	21.2"	29.8"	29.8"	25.9"

TASCA

Upholstered Foam Seat and Back Black Metal Frame

TOOU

MSRP				
	Standard Fabric	Eco Leather	Gabriel Fabric	COM
Lounge Chair	\$545	\$610	\$675	\$880
Ottoman	\$315	\$345	\$380	\$570
Pillow	\$65	\$80	\$110	\$190
DIMENSIONS				
W	D	H	SH	
24"	26.5"	31"	16.5"	

1.5 yd 23 sq.ft Lounge Chair
1.5 yd 23 sq.ft Pillow
1.5 yd 23 sq.ft Ottoman

LOUNGE CHAIRS

TINKER EASY CHAIR

Wooden backrest and the seat shell, upholstered in fabrics. Metal rod Ø 12 mm + powder coating base.

PROSTORIA

MSRP									
	A(100)	B(200)	C(300)	400	500	600	700	60	80
Oak	-	\$3,745	\$3,885	\$4,040	\$4,195	\$4,345	\$4,500	\$4,370	\$4,690
Walnut	-	\$3,910	\$4,050	\$4,200	\$4,355	\$4,510	\$4,665	\$4,535	\$4,855
DIMENSIONS									
W		D		H			SH		
24,5"		27"		31.5"			17.5"		

TO BE

Injection molded contract grade foam. Solid wood base.

B&T

MSRP					
COM/COL	A	B	C	Leather	
\$1,725	\$1,775	\$2,030	\$2,330	\$2,895	
DIMENSIONS					
W	D	H	SH	Arm H	SD
30"	28.5"	31"	16"	22.5"	18.5"

3 yd 37 sq.ft

TOGGLE

Seat, backrest: Upholstered HR foam Frame: Solid wood or metal

PROSTORIA

MSRP									
	A(100)	B(200)	C(300)	400	500	600	700	60	80
with Metal frame	-	\$2,890	\$3,010	\$3,150	\$3,290	\$3,425	\$3,565	\$3,475	\$3,780
with Wooden frame	-	\$3,020	\$3,145	\$3,285	\$3,420	\$3,560	\$3,700	\$3,605	\$3,915
DIMENSIONS									
W		D		H			SH		
26.5"		30"		29.5"			15.5"		

TRIFIDAE LOUNGE

WOOD BASE

Moulded foam, metal frame. Metal or Metal + wood base.

PROSTORIA

MSRP									
100	200	300	400	500	600	700	60	80	
-	\$5,575	\$5,945	\$6,360	\$6,780	\$7,195	\$7,610	\$9,190	\$10,850	
DIMENSIONS									
W		D		H			SH		
32.5"		35.5"		445"			16"		

LOUNGE CHAIRS

C
O
K
C
0
0
2
0
4

TRIFIDAE LOUNGE METAL BASE

PROSTORIA

MSRP								
100	200	300	400	500	600	700	60	80
-	\$5,260	\$5,635	\$6,050	\$6,465	\$6,880	\$7,295	\$8,875	\$10,535
DIMENSIONS								
W	D		H		SH			
32.5"	35.5"		44.5"		16"			

TRIFIDAE ARMCHAIR WOOD BASE

Moulded foam, metal frame. Metal or Metal + wood base.

PROSTORIA

MSRP								
100	200	300	400	500	600	700	60	80
-	\$5,235	\$5,510	\$5,815	\$6,120	\$6,430	\$6,735	\$7,920	\$9,145
DIMENSIONS								
W	D		H		SH			
32.5"	34.5"		38.5"		16"			

TRIFIDAE ARMCHAIR METAL BASE

PROSTORIA

MSRP								
100	200	300	400	500	600	700	60	80
-	\$4,805	\$5,080	\$5,385	\$5,695	\$6,000	\$6,305	\$7,490	\$8,715
DIMENSIONS								
W	D		H		SH			
21.6"	22.4"		31.9"		18.5"			

LOUNGE CHAIRS

TRIFIDAE EASY CHAIR

Moulded foam, metal frame. Metal base.

PROSTORIA

MSRP						
100	200	300	400	500	600	700
-	\$3,655	\$3,840	\$4,040	\$4,240	\$4,440	\$4,640

DIMENSIONS			
W	D	H	SH
27.5"	25"	35"	18.5"

TRIFIDAE CONFERENCE CHAIR

Moulded foam, metal frame. Metal base.

PROSTORIA

MSRP						
A (100)	B (200)	C (300)	400	500	600	700
-	\$3,655	\$3,840	\$4,040	\$4,240	\$4,440	\$4,640

DIMENSIONS			
W	D	H	SH
27.5"	25"	35"	18.5"

UNIA

Steel frame painted in polyester powder.
Bentwood seat and seatback padded and upholstered in fabric or eco leather.

Laminimal



MSRP			
A			
\$ 1,065			

DIMENSIONS			
W	D	H	SH
27.5"	25"	35"	18.5"

OTTOMAN and FOOTSTOOLS

BOXER

Hardwood frame. High density foam. Swivel metal base. Fully assembled.

B&T

2.2 yd 22 sq.ft

MSRP				
COM/COL	A	B	C	Leather
\$860	\$885	\$990	\$1,120	\$1,325
DIMENSIONS				
W	D		H	
16.6"	16.5"		16.5"	

FLINT LARGE

Injection molded contract grade foam.

B&T

7,5 yd x

MSRP				
COM/COL	A	B	C	Leather
\$3,535	\$3,640	\$4,600	\$5,750	-
DIMENSIONS				
W	D		H	
44.5"	57"		15,5"	

FLINT MEDIUM

B&T

5,5 yd x

MSRP				
COM/COL	A	B	C	Leather
\$2,510	\$2,590	\$3,405	\$4,380	-
DIMENSIONS				
W	D		H	
34"	39.5"		15.5"	

FLINT SMALL

B&T

2.4 yd x

MSRP				
COM/COL	A	B	C	Leather
\$1,265	\$1,300	\$1,680	\$2,130	-
DIMENSIONS				
W	D		H	
21.5"	29.5"		15.5"	

C
O
K
C
0
0
2
0
4

OTTOMAN and FOOTSTOOLS

JOS POUF

B&T

MSRP		
	METAL	PAD
	\$ 945	\$ 295

DIMENSIONS		
W	D	H
27.6"	22.8"	19.7"

LAMY SHEET or SLED METAL BASE

Injection molded contract grade foam. Various base options.

B&T

MSRP				
COM/COL	A	B	C	Leather
\$960	\$985	\$1,040	\$1,110	\$1,215

DIMENSIONS		
W	D	SH
18"	17.5"	16.5"

0.6 yd 1 sq.ft

LAMY DOWEL BASE (Wood or Metal)

Injection molded contract grade foam. Various base options.

B&T

MSRP					
	COM/COL	A	B	C	Leather
WOOD	\$660	\$680	\$740	\$810	\$915
METAL	\$690	\$715	\$775	\$850	\$965

DIMENSIONS		
W	D	SH
18"	17.5"	16.5"

0.60 yd 1 sq.ft

MAY

B&T

MSRP				
COM/COL	A	B	C	Leather
\$750	\$775	\$895	\$1,035	X

DIMENSIONS		
W	D	H
19.5"	16.8"	19"

2 yd 22 sq.ft

OTTOMAN and FOOTSTOOLS

MENTOR

B&T

1 yd 11 sq.ft

MSRP				
COM/COL	A	B	C	Leather
\$1,020	\$1,055	\$1,135	\$1,235	\$1,330
DIMENSIONS				
W	D	H	SH	
24.5"	21"	15.8"	18"	

OUTO HOCKER

Polypropylene. Air injection technology. In and Outdoor use. UV resistant.

TOOU

MSRP				
PP				
\$ 105				
DIMENSIONS				
W	D	H	SH	
19"	19"	32.5"	19"	

Stackable x 8 pcs

PA.HE.KO

Polypropylene. UV resistant.

TOOU

MSRP		
PP		
\$ 120		
DIMENSIONS		
W	D	H
12"	12"	17.5"

w/sunbrella seat cover

PA.HE.KO

TOOU

MSRP		
PP		
\$ 120		
DIMENSIONS		
W	D	H
12"	12"	17.5"

w/sunbrella seat cover

OTTOMAN and FOOTSTOOLS

PA.HE.KO

TOOU

MSRP		
PP		
\$ 120		
DIMENSIONS		
W	D	H
12"	12"	17.5"
w/sunbrella seat cover		

PI

Injection molded contract grade foam.

B&T

MSRP				
COM/COL	A	B	C	Leather
\$700	\$720	\$905	\$1,125	x
DIMENSIONS				
W	D	H		
19"	15"	17.5"		

1.8 yd 27 sq.ft

REGO

Solid wood and metal structure. Solid wood or metal base. Swivel

B&T

MSRP					
COM/COL	A	B	C	Leather	
Wood Base	\$890	\$920	\$990	\$1,135	\$1,290
Metal Base	\$995	\$1,025	\$1,105	\$1,205	\$1,300
DIMENSIONS					
W	D	H	SD		
24.5"	20.5"	15.7"	18"		

0.9 yd 12 sq.ft

ROLLER POUFFE

Hardwood frame. High density foam.Swivel top part. Fully assembled.

B&T

MSRP				
COM/COL	A	B	C	Leather
\$690	\$710	\$810	\$935	\$1,120
DIMENSIONS				
W	D	H	SH	
14"	14"	16"	X	

1,1 yd 22 sq.ft

OTTOMAN and FOOTSTOOLS

TASCA

Upholstered Foam Seat and Back Black Metal Frame

TOOU

1 yd 13 sq.ft1

MSRP			
Standard Fabric	Eco Leather	Gabriel Fabric	COM
\$315	\$345	\$380	\$570

DIMENSIONS		
W	D	H
24"	20"	17"

TRIFIDAE

PROSTORIA

MSRP								
A(100)	B(200)	C(300)	400	500	600	700	60	80
-	\$2,680	\$2,765	\$2,870	\$2,965	\$3,065	\$3,165	\$3,595	\$3,990

DIMENSIONS			
W	D	H	SH
27"	27"	16"	X

ZEN

B&T

MSRP				
COM/COL	A	B	C	Leather
POUF 60	\$1,380	\$1,425	\$1,560	\$1,730
POUF 80	\$1,645	\$1,700	\$1,865	\$2,065
POUF 100	\$2,045	\$2,110	\$2,305	\$2,535

DIMENSIONS			
W	D	H	SH
Ø60 - 80 - 100	Ø60 - 80 - 100	16,9"	16,9"

OTTOMAN and FOOTSTOOLS

ZENGER

Injection molded contract grade foam.

B&T

MSRP

COM/COL	A	B	C	Leather
x	\$965	\$1,165	\$1,450	\$1,710

DIMENSIONS

W	D	H	SH
16"	14.5"	19"	X

1,4 yd 20 sq.ft

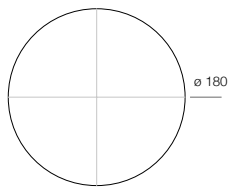
C
O
K
C
0
0
2
0
4

Co-Seating / Co-Working

C
O
K
C
0
0
2
0
4

DRAGE ROUND 180

B&T

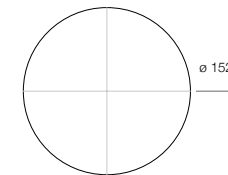
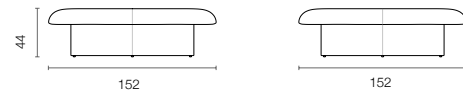


8 yd ⬡ 105 sq.ft

MSRP				
COM	CLASS A	CLASS B	CLASS C	Real Leather
\$3,890	\$4,010	\$4,695	\$5,510	\$6,755
DIMENSIONS				
W	D	H	Seat Depth	Seat Height
70,8"	70,8"	16.5"	70,8"	16.5"

DRAGE ROUND 152

B&T

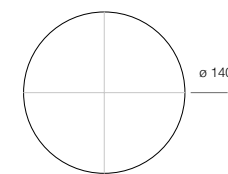


7 yd ⬡ 89 sq.ft

MSRP				
COM	CLASS A	CLASS B	CLASS C	Real Leather
\$3,070	\$3,165	\$3,740	\$4,425	\$5,475
DIMENSIONS				
W	D	H	Seat Depth	Seat Height
59.8"	59.8"	16.5"	59.8"	16.5"

DRAGE ROUND 140

B&T



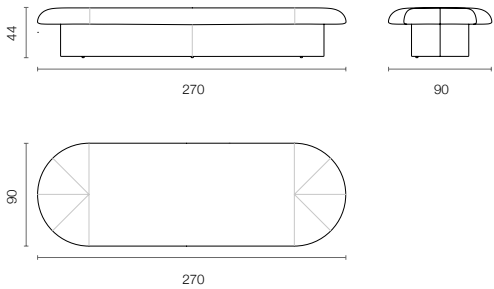
6 yd ⬡ 81 sq.ft

MSRP				
COM	CLASS A	CLASS B	CLASS C	Real Leather
\$2,740	\$2,825	\$3,345	\$3,970	\$4,920
DIMENSIONS				
W	D	H	Seat Depth	Seat Height
55"	55"	16.5"	55"	16.5"

Co-Seating / Co-Working

DRAGE STRAIGHT 270

B&T

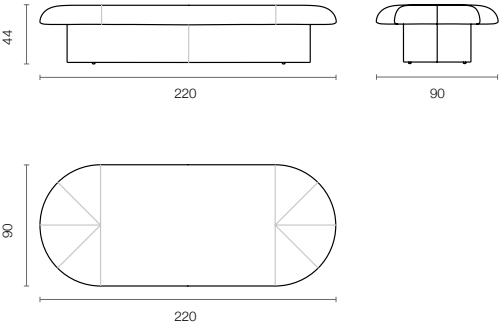


7 yd 86 sq.ft

MSRP				
COM	CLASS A	CLASS B	CLASS C	Real Leather
\$3,260	\$3,360	\$3,915	\$4,580	\$5,510
DIMENSIONS				
W	D	H	Seat Depth	Seat Height
106"	35,4"	16.5"	35,4"	16.5"

DRAGE STRAIGHT 220

B&T

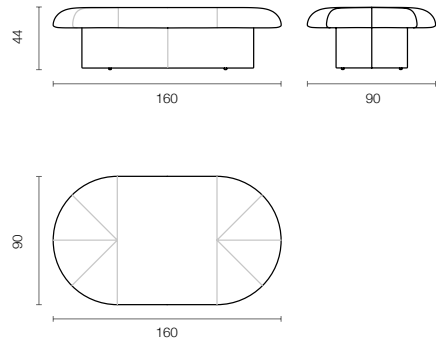


6 yd 70 sq.ft

MSRP				
COM	CLASS A	CLASS B	CLASS C	Real Leather
\$2,810	\$2,895	\$3,345	\$3,885	\$4,705
DIMENSIONS				
W	D	H	Seat Depth	Seat Height
86.6"	35,4"	16.5"	35,4"	16.5"

DRAGE STRAIGHT 160

B&T



5 yd 60 sq.ft

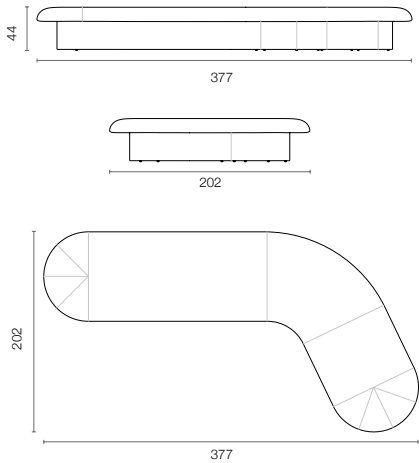
MSRP				
COM	CLASS A	CLASS B	CLASS C	Real Leather
\$2,110	\$2,175	\$2,515	\$2,920	\$3,535
DIMENSIONS				
W	D	H	Seat Depth	Seat Height
63"	35,4"	16.5"	35,4"	16.5"

C
O
K
C
0
0
2
0
4

Co-Seating / Co-Working

DRAGE CORNER 377

B&T



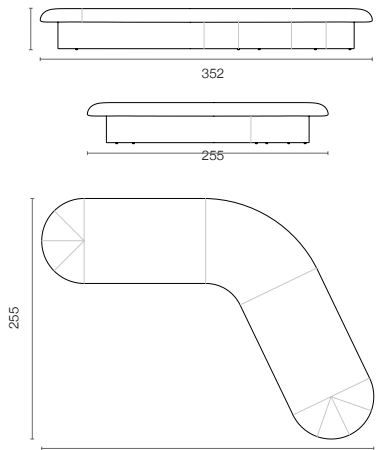
11 yd 159 sq.ft

MSRP				
COM	CLASS A	CLASS B	CLASS C	Real Leather
\$6,450	\$6,650	\$7,615	\$8,770	\$10,540

DIMENSIONS				
W	D	H	Seat Depth	Seat Height
148.5"	80"	16.5"	35,4"	16.5"

DRAGE CORNER 352

B&T



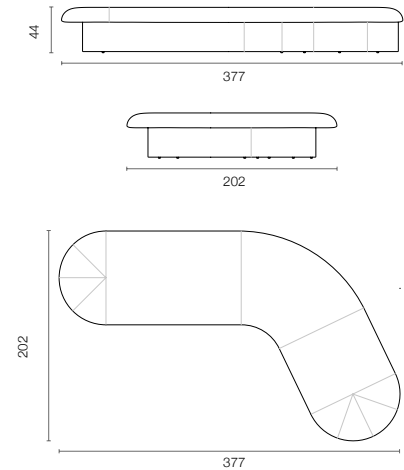
11 yd 159 sq.ft

MSRP				
COM	CLASS A	CLASS B	CLASS C	Real Leather
\$6,715	\$6,925	\$7,915	\$9,095	\$10,905

DIMENSIONS				
W	D	H	Seat Depth	Seat Height
128"	101.3"	16.5"	35,4"	16.5"

DRAGE CORNER 327

B&T



9 yd 139 sq.ft

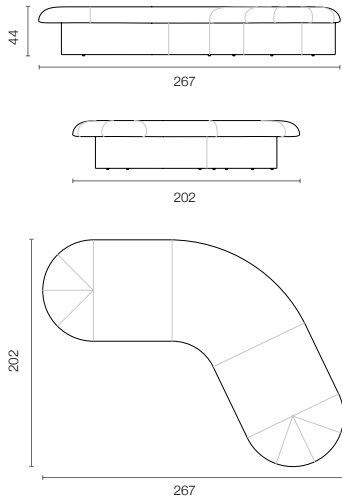
MSRP				
COM	CLASS A	CLASS B	CLASS C	Real Leather
\$5,765	\$5,940	\$6,805	\$7,835	\$9,410

DIMENSIONS				
W	D	H	Seat Depth	Seat Height
128.7"	79.9"	16.5"	35,4"	16.5"

Co-Seating / Co-Working

DRAGE CORNER 267

B&T



8 yd 122 sq.ft

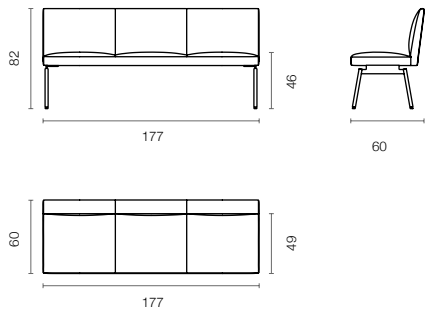
MSRP				
COM	CLASS A	CLASS B	CLASS C	Real Leather
\$5,025	\$5,180	\$5,935	\$6,835	\$8,220

DIMENSIONS				
W	D	H	Seat Depth	Seat Height
105"	79.9"	16.5"	35.4"	16.5"

LOFT MODULAR L3B

Triple w Back

B&T



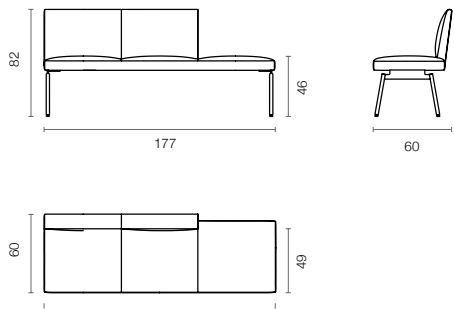
2 yd 27 sq.ft

MSRP				
COM	A	B	C	Real Leather
\$2,355	\$2,425	\$2,730	\$3,085	\$3,525

LOFT MODULAR L32R

Triple w Two RightBack

B&T



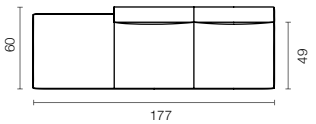
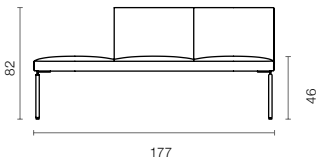
3 yd 37 sq.ft

MSRP				
COM	A	B	C	Real Leather
\$1,870	\$1,930	\$2,190	\$2,505	\$2,890

Co-Seating / Co-Working

LOFT MODULAR L32L Triple w Two LeftBack

B&T

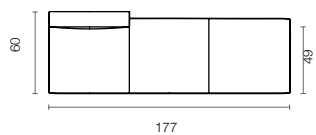
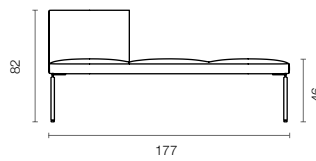


3 yd 37 sq.ft

MSRP				
COM	A	B	C	Real Leather
\$1,870	\$1,930	\$2,190	\$2,505	\$2,890

LOFT MODULAR L31R Triple w RightBack

B&T

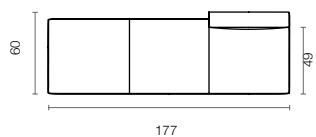
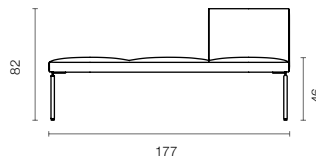


3 yd 37 sq.ft

MSRP				
COM	A	B	C	Real Leather
\$1,595	\$1,640	\$1,825	\$2,040	\$2,305

LOFT MODULAR L31L Triple w LeftBack

B&T

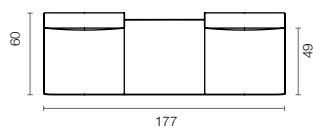
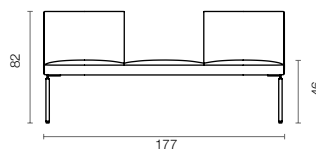


2 yd 27 sq.ft

MSRP				
COM	A	B	C	Real Leather
\$1,595	\$1,640	\$1,825	\$2,040	\$2,305

LOFT MODULAR L31R1L Triple w One Right One Left Back

B&T



3 yd 37 sq.ft

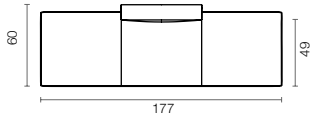
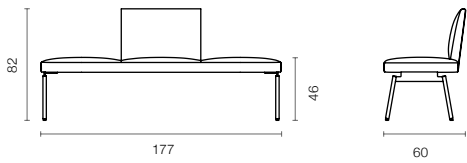
MSRP				
COM	A	B	C	Real Leather
\$1,870	\$1,930	\$2,145	\$2,395	\$2,705

C
O
K
C
0
0
2
0
4

Co-Seating / Co-Working

LOFT MODULAR L31M Triple w MiddleBack

B&T

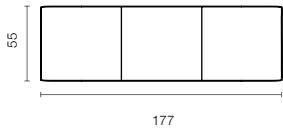
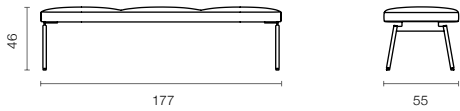


3 yd 37 sq.ft

MSRP				
COM	A	B	C	Real Leather
\$1,780	\$1,835	\$2,085	\$2,385	\$2,750

LOFT MODULAR L3P Triple

B&T

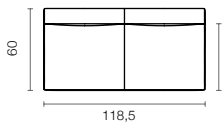
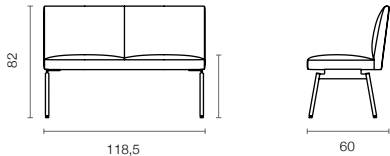


2 yd 22 sq.ft

MSRP				
COM	A	B	C	Real Leather
\$1,450	\$1,495	\$1,690	\$1,915	\$2,195

LOFT MODULAR L2B Double w Back

B&T

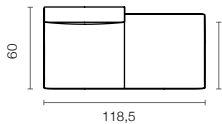
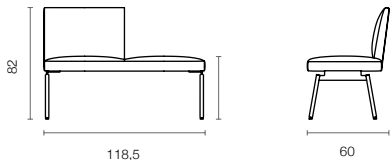


2 yd 30 sq.ft

MSRP				
COM	A	B	C	Real Leather
\$1,620	\$1,670	\$1,870	\$2,110	\$2,405

LOFT MODULAR L21R Double w RightBack

B&T



2 yd 24 sq.ft

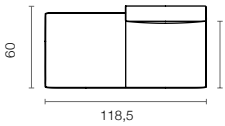
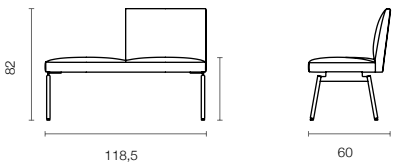
MSRP				
COM	A	B	C	Real Leather
\$1,485	\$1,530	\$1,690	\$1,880	\$2,115

C
O
K
C
0
0
2
0
4

Co-Seating / Co-Working

LOFT MODULAR L21L Double w LeftBack

B&T

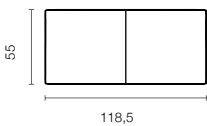
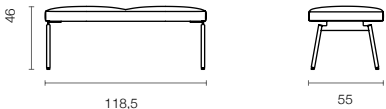


2 yd 24 sq.ft

MSRP				
COM	A	B	C	Real Leather
\$1,485	\$1,530	\$1,690	\$1,880	\$2,115

LOFT MODULAR L2P Double

B&T

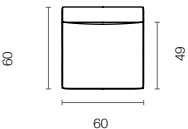
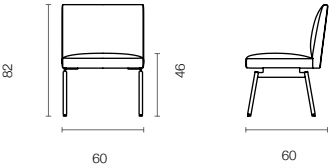


1 yd 18 sq.ft

MSRP				
COM	A	B	C	Real Leather
\$1,300	\$1,340	\$1,460	\$1,605	\$1,785

LOFT MODULAR L1B Single w Back

B&T

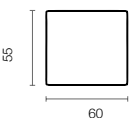
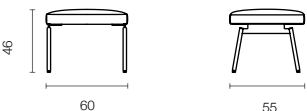


1 yd 15 sq.ft

MSRP				
COM	A	B	C	Real Leather
\$1,235	\$1,275	\$1,375	\$1,495	\$1,645

LOFT MODULAR L1P Single

B&T



0.7 yd 18 sq.ft

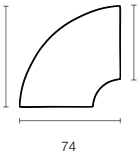
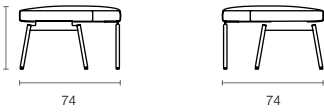
MSRP				
COM	A	B	C	Real Leather
\$1,175	\$1,210	\$1,280	\$1,365	\$1,475

C
O
K
C
0
0
2
0
4

Co-Seating / Co-Working

LOFT MODULAR LC Corner Round Module

B&T

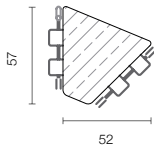
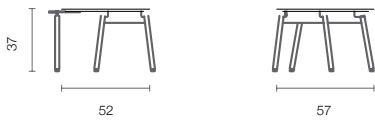


0.4 yd 6 sq.ft

MSRP				
COM	A	B	C	Real Leather
\$1,265	\$1,305	\$1,455	\$1,635	\$1,855

LOFT MODULAR ANGLED TABLE - LC5 Table

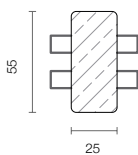
B&T



MSRP			
Laminate 0.70"	Lacquer 0.70"	Veneer 0.70"	Fenix 0.70"
\$ 260	\$ 355	\$ 480	\$ 415

LOFT MODULAR SIDE / MIDDLE TABLE - LC4

B&T



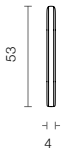
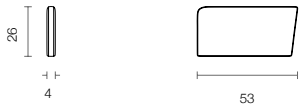
MSRP			
Laminate 0.70"	Lacquer 0.70"	Veneer 0.70"	Fenix 0.70"
\$ 175	\$ 220	\$ 265	\$ 235

C
O
K
C
0
0
2
0
4

Co-Seating / Co-Working

LOFT MODULAR ARM - LA

B&T

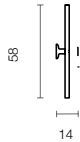
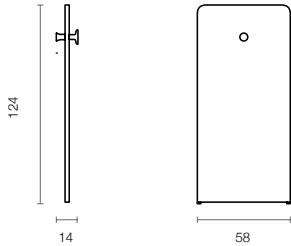


1 yd ⬡ 21 sq.ft

MSRP				
COM	A	B	C	Real Leather
\$ 755	\$ 780	\$ 820	\$ 870	\$ 940

LOFT MODULAR SEPARATOR WITH WOODEN HANGER - LP

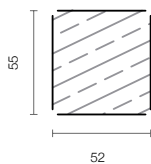
B&T



MSRP				
COM	A	B	C	Real Leather
\$1,070	\$1,100	\$1,235	\$1,400	\$1,635

LOFT MODULAR SIDE TABLE - LC4B

B&T



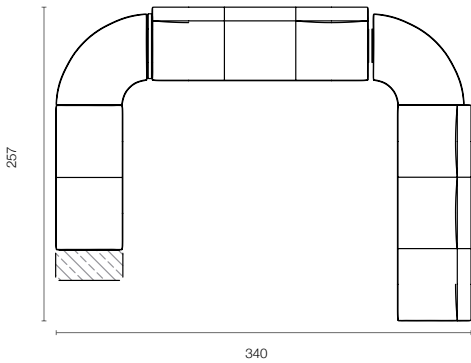
MSRP			
Laminate 0.70"	Lacquer 0.70"	Veneer 0.70"	Fenix 0.70"
\$ 245	\$ 335	\$ 425	\$ 370

C
O
K
C
0
0
2
0
4

Co-Seating / Co-Working

LOFT MODULAR PLAN 01

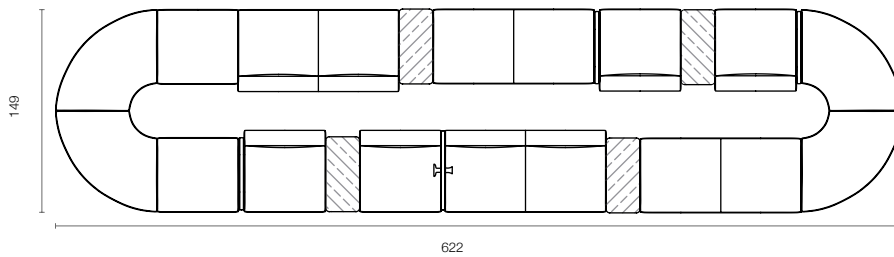
B&T



MSRP				
COM	A	B	C	Real Leather
\$ 10,060 + LC4	\$ 10,370+ LC4	\$ 11,470 + LC4	\$ 12,790+ LC4	\$ 14,430 + LC4

LOFT MODULAR PLAN 02

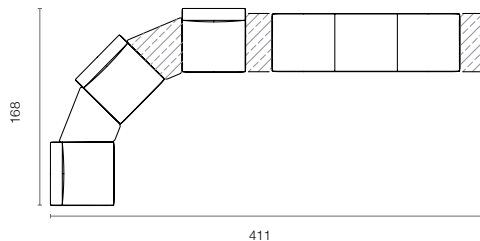
B&T



MSRP				
COM	A	B	C	Real Leather
\$ 20,635 + 4 LC4	\$ 21,270 + 4 LC4	\$ 23,305 + 4 LC4	\$ 25,745 + 4 LC4	\$ 28,815+ 4 LC4

LOFT MODULAR PLAN 03

B&T



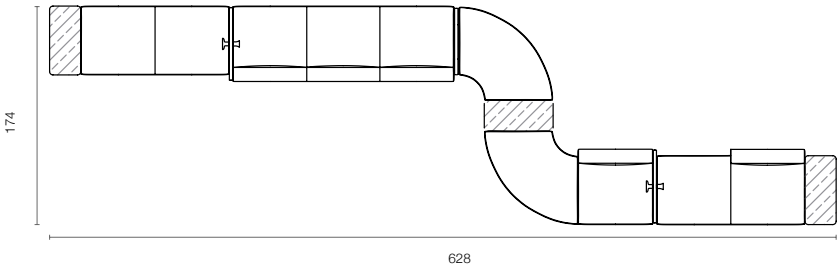
MSRP				
COM	A	B	C	Real Leather
\$ 5,165 + 2 LC4 + 2 LC5	\$ 5,320 + 2 LC4 +2 LC5	\$ 5820+ 2 LC4 + 2 LC5	\$ 6,410 + 2 LC4 + 2 LC5	\$ 7,130 + 2 LC4 + 2 LC5

C
O
K
C
0
0
2
0
4

Co-Seating / Co-Working

LOFT MODULAR PLAN 04

B&T

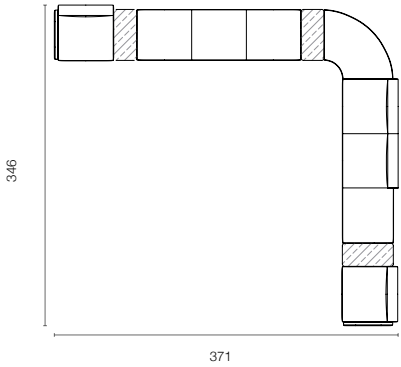


MSRP

COM	A	B	C	Real Leather
\$ 11,810 + 3 LC4	\$ 12,175 + 3 LC4	\$ 13,465 + 3 LC4	\$ 15,015 + 3 LC4	\$ 17,000 + 3 LC4

LOFT MODULAR PLAN 05

B&T

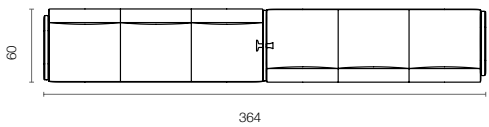


MSRP

COM	A	B	C	Real Leather
\$ 8,582 + 3 LC4	\$ 8,845 + 3 LC4	\$ 9,735 + 3 LC4	\$ 10,795 + 3 LC4	\$ 12,120 + 3 LC4

LOFT MODULAR PLAN 06

B&T

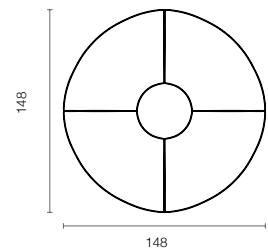


MSRP

COM	A	B	C	Real Leather
\$ 7,295	\$ 7,515	\$ 8,330	\$ 9,310	\$ 10,565

LOFT MODULAR PLAN 07

B&T



MSRP

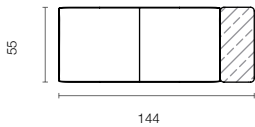
COM	A	B	C	Real Leather
\$ 5,070	\$ 5,230	\$ 5,830	\$ 6,550	\$ 7,430

C
O
K
C
O
0
0
2
0
4

Co-Seating / Co-Working

LOFT MODULAR PLAN 08

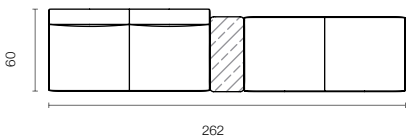
B&T



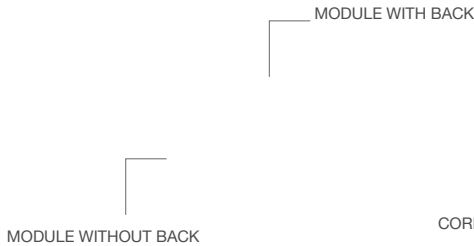
MSRP				
COM	A	B	C	Real Leather
\$ 1,300 + LC4	\$ 1,340 + LC4	\$ 1,460+ LC4	\$ 1,605 + LC4	\$ 1,785+ LC4

LOFT MODULAR PLAN 09

B&T

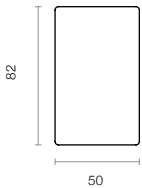


MSRP				
COM	A	B	C	Real Leather
\$ 2,925 + LC4	\$ 3,015 + LC4	\$ 3,335 + LC4	\$ 3,720 + LC4	\$ 4,190 + LC4



MATT MODULES Pouf MTP50

B&T



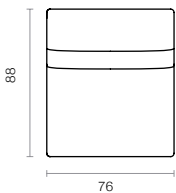
2 yd ⬡ 23 sq.ft 🛒 10 kg.

MSRP				
COM	A	B	C	Real Leather
\$1,125	\$1,155	\$1,215	\$1,410	\$1,645

DIMENSIONS		
W	D	H
19.6"	32"	15"

MATT MODULES Module with Back MT75

B&T



4 yd ⬡ 45 sq.ft 🛒 16 kg.

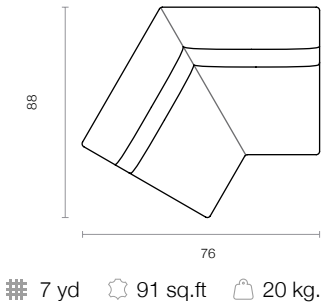
MSRP				
COM	A	B	C	Real Leather
\$1,840	\$1,895	\$2,220	\$2,6110	\$3,085

DIMENSIONS		
W	D	H
29.9"	34.6"	27.7"

Co-Seating / Co-Working

MATT MODULES Corner Module MTC

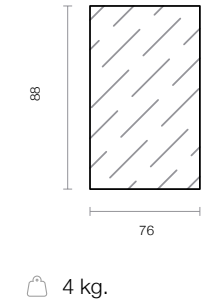
B&T



MSRP				
COM	A	B	C	Real Leather
\$2,595	\$2,675	\$3,320	\$4,4095	\$5,045
DIMENSIONS				
W	D		H	
55.5"	49"		27.7"	

MATT MODULES Side Table MTST

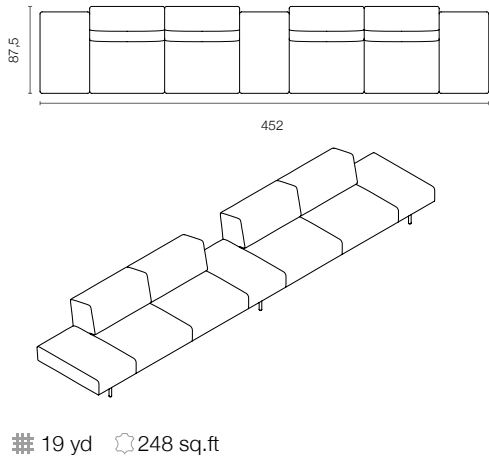
B&T



MSRP			
Laminate 2.7"	Lacquer 0.70"	Veneer 0.70"	Fenix 0.70"
\$250	\$435	\$635	\$640
DIMENSIONS			
W	D	H	
19"	32"	x	

MATT CONFIGURATIONS PLAN 01

B&T



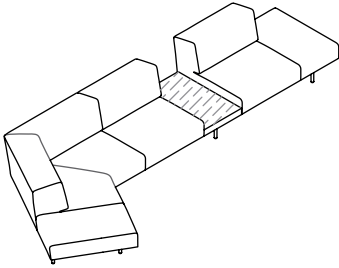
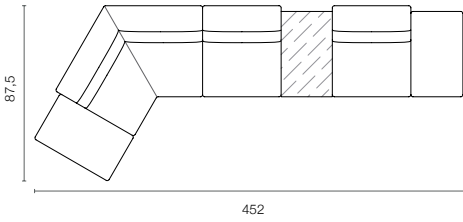
MSRP				
COM	CLASS A	CLASS B	CLASS C	Real Leather
\$10,430	\$10,750	\$12,540	\$14,670	\$17,285,
DIMENSIONS				
W	D		H	
177.9"	34.4"		27.7"	

C
O
K
C
0
0
2
0
4

Co-Seating / Co-Working

MATT CONFIGURATIONS PLAN 02

B&T



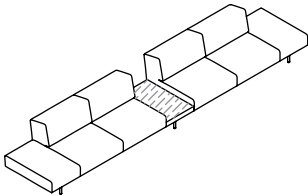
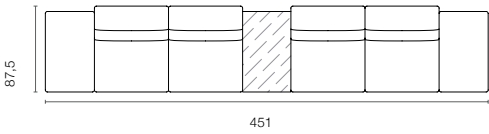
17 yd ✪ 227 sq.ft

MSRP				
COM	CLASS A	CLASS B	CLASS C	Real Leather
\$8,320 + MTST	\$8,575 + MTST	\$10,200 + MTST	\$12,135 + MTST	\$14,510 + MTST

DIMENSIONS		
W	D	H
162.5"	66.3"	27.7"

MATT CONFIGURATIONS PLAN 03

B&T



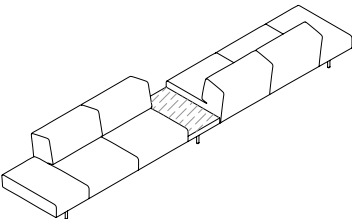
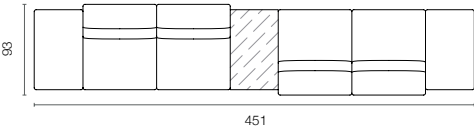
17 yd ✪ 227 sq.ft

MSRP				
COM	A	B	C	Real Leather
\$9,405 + MTST	\$9,690 + MTST	\$11,320 + MTST	\$13,260 + MTST	\$15,640 + MTST

DIMENSIONS		
W	D	H
177.5"	34.4"	27.7"

MATT CONFIGURATIONS PLAN 04

B&T



17 yd ✪ 227 sq.ft

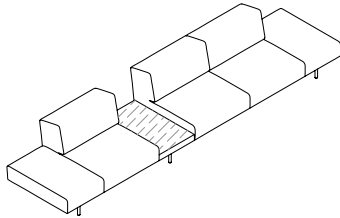
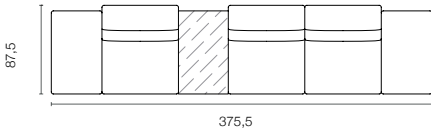
MSRP				
COM	A	B	C	Real Leather
\$9,405 + MTST	\$9,690 + MTST	\$11,320 + MTST	\$13,260 + MTST	\$15,640 + MTST

DIMENSIONS		
W	D	H
177.5"	36.6"	27.7"

Co-Seating / Co-Working

MATT CONFIGURATIONS PLAN 05

B&T

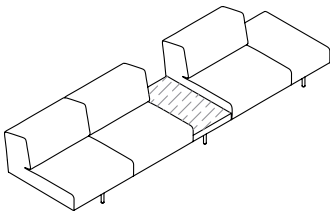
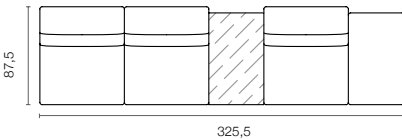


13 yd 184 sq.ft

MSRP				
COM	A	B	C	Real Leather
\$7,565 + MTST	\$7,795 + MTST	\$9,100 + MTST	\$10,650 + MTST	\$12,555 + MTST
DIMENSIONS				
W	D		H	
147.8"	34.4"		27.7"	

MATT CONFIGURATIONS PLAN 06

B&T

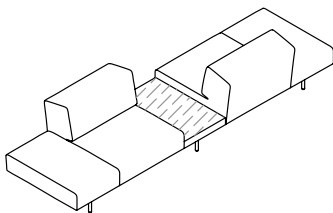
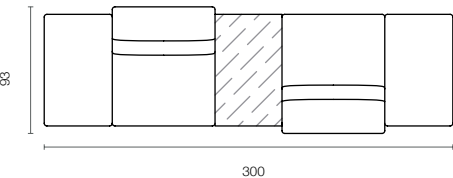


12 yd 162 sq.ft

MSRP				
COM	A	B	C	Real Leather
\$6,545 + MTST	\$6,740 + MTST	\$7,880 + MTST	\$9,240 + MTST	\$10,905 + MTST
DIMENSIONS				
W	D		H	
128"	34.4"		27.7"	

MATT CONFIGURATIONS PLAN 07

B&T



10 yd 140 sq.ft

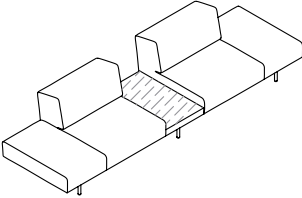
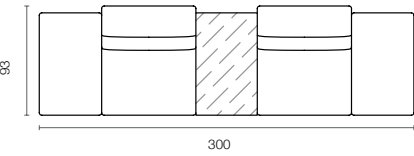
MSRP				
COM	A	B	C	Real Leather
\$5,725 + MTST	\$5,900 + MTST	\$6,895 + MTST	\$8,040 + MTST	\$9,465 + MTST
DIMENSIONS				
W	D		H	
118"	36.6"		27.7"	

C
O
K
C
0
0
2
0
4

Co-Seating / Co-Working

MATT CONFIGURATIONS PLAN 08

B&T

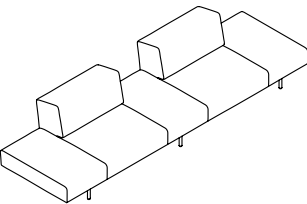
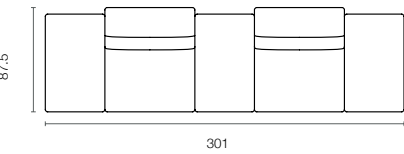


10 yd 140 sq.ft

MSRP				
COM	A	B	C	Real Leather
\$5,725 + MTST	\$5,900 + MTST	\$6,875 + MTST	\$8,040 + MTST	\$9,465 + MTST
DIMENSIONS				
W	D		H	
118"	34.4"		27.7"	

MATT CONFIGURATIONS PLAN 09

B&T

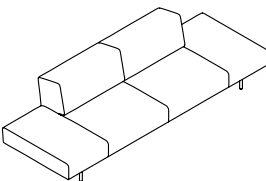
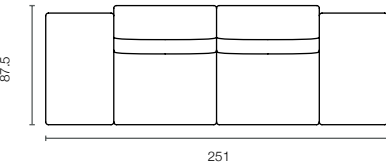


13 yd 162 sq.ft

MSRP				
COM	A	B	C	Real Leather
\$6,750	\$6,955	\$8,095	\$9,450	\$11,115
DIMENSIONS				
W	D		H	
118.5"	34.4"		27.7"	

MATT CONFIGURATIONS PLAN 10

B&T



10 yd 140 sq.ft

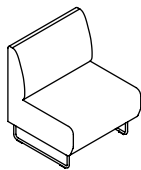
MSRP				
COM	A	B	C	Real Leather
\$5,725	\$5,900	\$6,875	\$8,040	\$9,465
DIMENSIONS				
W	D		H	
98.8"	36.6"		27.7"	

Co-Seating / Co-Working

C
O
K
C
O
2
0
4

MILES MS70 - H1

B&T

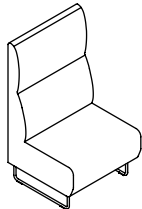


3 yd ⬡ 45 sq.ft

MSRP				
COM	A	B	C	Real Leather
\$1,470	\$1,520	\$1,775	\$2,085	\$2,555
DIMENSIONS				
W	D		H	
27.5"	34.6"		33.4"	

MILES MS70 - H2

B&T

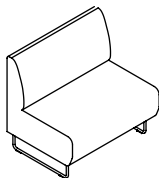


10 yd ⬡ 140 sq.ft

MSRP				
COM	A	B	C	Real Leather
\$1,810	\$1,865	\$2,175	\$2,575	\$3,180
DIMENSIONS				
W	D		H	
27.5"	34.6"		49.2"	

MILES MS90 - H1

B&T



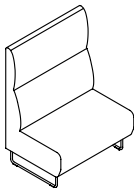
3 yd ⬡ 39 sq.ft

MSRP				
COM	A	B	C	Real Leather
\$1,665	\$1,715	\$2,005	\$2,360	\$2,925
DIMENSIONS				
W	D		H	
47.2"	34.6"		33.4"	

Co-Seating / Co-Working

MILES MS90 - H2

B&T

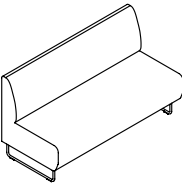


4 yd 58 sq.ft

MSRP				
COM	A	B	C	Real Leather
\$1,995	\$2,060	\$2,420	\$2,855	\$3,525
DIMENSIONS				
W	D		H	
47.2"	34.6"		49.2"	

MILES MS150 - H1

B&T

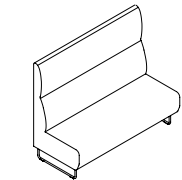


4 yd 57 sq.ft

MSRP				
COM	A	B	C	Real Leather
\$2,115	\$2,180	\$2,500	\$2,885	\$3,480
DIMENSIONS				
W	D		H	
59"	34.6"		33.4"	

MILES MS150 - H2

B&T

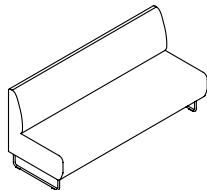


5 yd 77 sq.ft

MSRP				
COM	A	B	C	Real Leather
\$2,590	\$2,670	\$3,105	\$3,620	\$4,415
DIMENSIONS				
W	D		H	
59"	34.6"		49.2"	

MILES MS180 - H1

B&T



5 yd 80 sq.ft

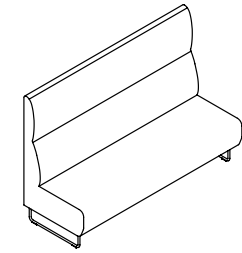
MSRP				
COM	A	B	C	Real Leather
\$2,460	\$2,535	\$2,990	\$3,525	\$4,345
DIMENSIONS				
W	D		H	
70.8"	34.6"		33.4"	

C
O
K
C
0
0
2
0
4

Co-Seating / Co-Working

MILES MS180 - H2

B&T

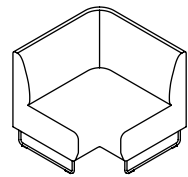


7 yd 97 sq.ft

MSRP				
COM	A	B	C	Real Leather
\$3,005	\$3,095	\$3,655	\$4,320	\$5,345
DIMENSIONS				
W	D		H	
70.8"	34.6"		49.2"	

MILES MCCV90 - H1

B&T

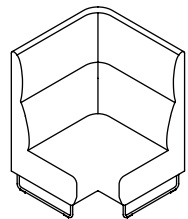


6 yd 81 sq.ft

MSRP				
COM	A	B	C	Real Leather
\$2,320	\$2,390	\$2,850	\$3,405	\$4,245
DIMENSIONS				
W	D		H	
35.4"	35.4"		33.4"	

MILES MCCV90 - H2

B&T

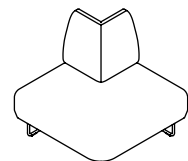


8 yd 113 sq.ft

MSRP				
COM	A	B	C	Real Leather
\$2,890	\$2,980	\$3,620	\$4,390	\$5,565
DIMENSIONS				
W	D		H	
35.4"	35.4"		49.2"	

MILES MCCX90 - H1

B&T

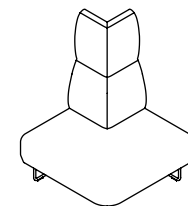


4 yd 52 sq.ft

MSRP				
COM	A	B	C	Real Leather
\$1,980	\$2,040	\$2,335	\$2,690	\$3,230
DIMENSIONS				
W	D		H	
35.4"	35.4"		33.4"	

MILES MCCX90 - H2

B&T



10 yd 140 sq.ft

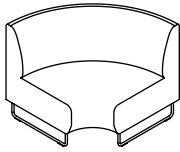
MSRP				
COM	A	B	C	Real Leather
\$2,300	\$2,370	\$2,710	\$3,120	\$3,740
DIMENSIONS				
W	D		H	
35.4"	35.4"		49.2"	

C
O
K
C
0
2
0
4

Co-Seating / Co-Working

MILES MCVR90 - H1

B&T

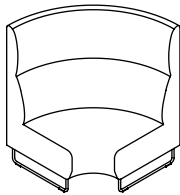


5 yd 80 sq.ft

MSRP				
COM	A	B	C	Real Leather
\$2,375	\$2,445	\$2,900	\$3,440	\$4,270
DIMENSIONS				
W	D		H	
35.4"	35.4"		33.4"	

MILES MCVR90 - H2

B&T

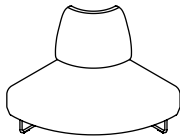


6 yd 90 sq.ft

MSRP				
COM	A	B	C	Real Leather
\$2,715	\$2,795	\$3,305	\$3,910	\$4,840
DIMENSIONS				
W	D		H	
35.4"	35.4"		49.2"	

MILES MCXR90 - H1

B&T

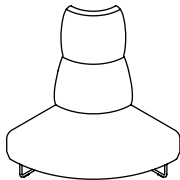


3 yd 51 sq.ft

MSRP				
COM	A	B	C	Real Leather
\$2,045	\$2,110	\$2,395	\$2,740	\$3,265
DIMENSIONS				
W	D		H	
35.4"	35.4"		33.4"	

MILES MCXR90 - H2

B&T



4 yd 58 sq.ft


MSRP				
COM	A	B	C	Real Leather
\$2,370	\$2,445	\$2,775	\$3,170	\$3,780
DIMENSIONS				
W	D		H	
98.8"	36.6"		49.2"	

C
O
K
C
0
0
2
0
4

Co-Seating / Co-Working

MILES M60CVR116 - H1

B&T

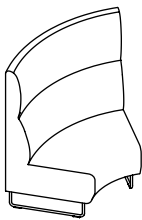


4 yd 65 sq.ft

MSRP				
COM	A	B	C	Real Leather
\$2,205	\$2,270	\$2,640	\$3,080	\$4,760
DIMENSIONS				
W	D		H	
46.4"	29.5"		33.4"	

MILES M60CVR116 - H2

B&T

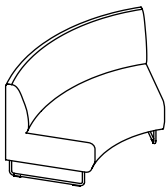


5 yd 75 sq.ft

MSRP				
COM	A	B	C	Real Leather
\$2,530	\$2,605	\$3,030	\$3,535	\$4,310
DIMENSIONS				
W	D		H	
46.4"	29.5"		49.2"	

MILES M60CVR140 - H1

B&T

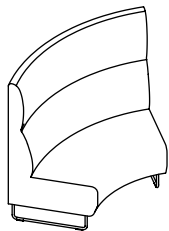


6 yd 81 sq.ft

MSRP				
COM	A	B	C	Real Leather
\$2,420	\$2,495	\$2,955	\$3,505	\$4,350
DIMENSIONS				
W	D		H	
55.1"	30.7"		33.4"	

MILES M60CVR140 - H2

B&T



7 yd 106 sq.ft


MSRP				
COM	A	B	C	Real Leather
\$2,890	\$2,980	\$3,580	\$4,300	\$5,400
DIMENSIONS				
W	D		H	
55.1"	30.7"		49.2"	

C
O
K
C
0
0
2
0
4

Co-Seating / Co-Working

MILES M30CVR225 - H1

B&T




5 yd 80 sq.ft

MSRP				
COM	A	B	C	Real Leather
\$2,320	\$2,390	\$2,845	\$3,390	\$4,225
DIMENSIONS				
W	D		H	
46.4"	29.1"		33.4"	

MILES M30CVR225 - H2

B&T

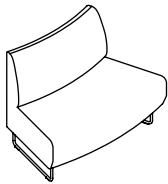


6 yd 90 sq.ft

MSRP				
COM	A	B	C	Real Leather
\$2,615	\$2,695	\$3,200	\$3,800	\$4,725
DIMENSIONS				
W	D		H	
46.4"	29.1"		49.2"	

MILES M30CXR229 - H1

B&T

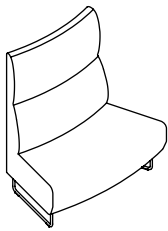


10 yd 140 sq.ft

MSRP				
COM	A	B	C	Real Leather
\$2,280	\$2,350	\$2,720	\$3,160	\$3,835
DIMENSIONS				
W	D		H	
98.8"	36.6"		27.7"	

MILES M30CXR229 - H2

B&T



10 yd 140 sq.ft


MSRP				
COM	A	B	C	Real Leather
\$2,470	\$2,550	\$2,970	\$3,480	\$4,255
DIMENSIONS				
W	D		H	
98.8"	36.6"		27.7"	

C
O
K
C
0
0
2
0
4

Co-Seating / Co-Working

MILES M180CXR67 - H1

B&T

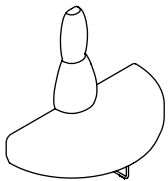


7 yd 97 sq.ft

MSRP				
COM	A	B	C	Real Leather
\$2,430	\$2,505	\$3,060	\$3,720	\$4,730
DIMENSIONS				
W	D		H	
53.5"	26.3"		33.4"	

MILES M180CXR67 - H2

B&T

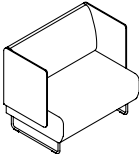
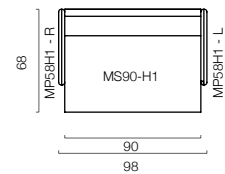


7 yd 110 sq.ft

MSRP				
COM	A	B	C	Real Leather
\$2,770	\$2,855	\$3,485	\$4,235	\$5,390
DIMENSIONS				
W	D		H	
53.5"	26.3"		49.2"	

MILES CONFIGURATIONS PLAN 01

B&T

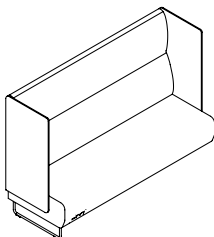
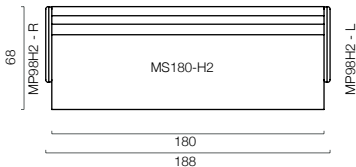


6 yd 90 sq.ft

MSRP				
COM	CLASS A	CLASS B	CLASS C	Real Leather
\$2,315	\$2,385	\$2,925	\$3,755	\$4,595
DIMENSIONS				
W	D		H	
38.5"	26.7"		33.4"	

MILES CONFIGURATIONS PLAN 02

B&T



11 yd 167 sq.ft

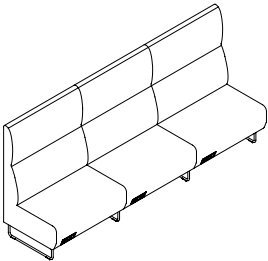
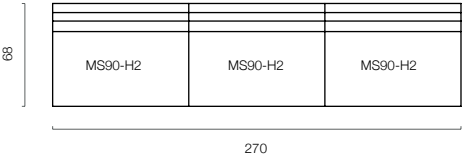
MSRP				
COM	CLASS A	CLASS B	CLASS C	Real Leather
\$4,000	\$4,120	\$5,080	\$6,220	\$7,970
DIMENSIONS				
W	D		H	
74"	26.7"		49.2"	

C
O
K
C
0
2
0
4

Co-Seating / Co-Working

MILES CONFIGURATIONS PLAN 03

B&T



16 yd 239 sq.ft

MSRP				
COM	CLASS A	CLASS B	CLASS C	Real Leather
\$5,990	\$6,175	\$7,240	\$8,670	\$10,580
DIMENSIONS				
W	D	H		
106.3"	26.7"	49.2"		

MILES CONFIGURATIONS PLAN 04

B&T

MSRP				
COM	CLASS A	CLASS B	CLASS C	Real Leather
\$4,880	\$5,030	\$5,925	\$6,985	\$8,630
DIMENSIONS				
W	D	H		
121,3"	26,7"	33,4"		

15 yd 224 sq.ft

MILES CONFIGURATIONS PLAN 05

B&T

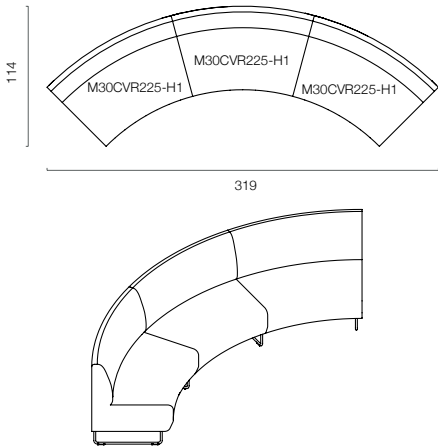
MSRP				
COM	CLASS A	CLASS B	CLASS C	Real Leather
\$5,225	\$5,385	\$6,400	\$7,605	\$9,455
DIMENSIONS				
W	D	H		
88.5"	35"	49.2"		

11 yd 159 sq.ft

Co-Seating / Co-Working

MILES CONFIGURATIONS PLAN 06

B&T

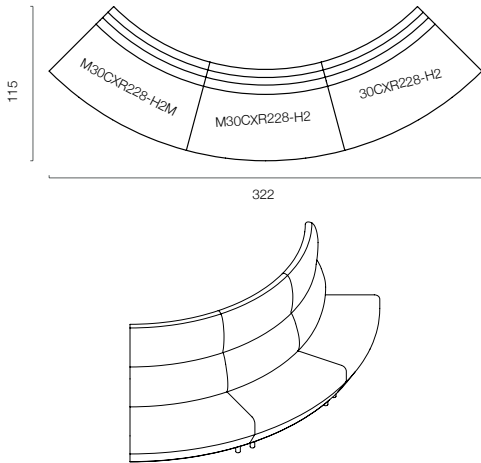


16 yd 239 sq.ft

MSRP				
COM	CLASS A	CLASS B	CLASS C	Real Leather
\$6,955	\$7,175	\$8,540	\$10,170	\$12,6
DIMENSIONS				
W	D	H		
125.5"	44.8"	33.4"		

MILES CONFIGURATIONS PLAN 07

B&T

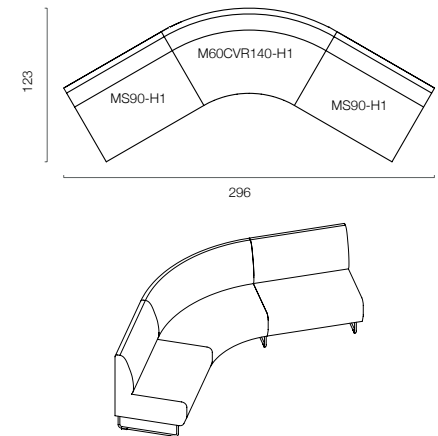


15 yd 224 sq.ft

MSRP				
COM	CLASS A	CLASS B	CLASS C	Real Leather
\$7,410	\$7,645	\$8,915	\$10,435	\$12,760
DIMENSIONS				
W	D	H		
126.7"	45.2"	49.2"		

MILES CONFIGURATIONS PLAN 08

B&T



11 yd 159 sq.ft

MSRP				
COM	CLASS A	CLASS B	CLASS C	Real Leather
\$5,745	\$5,920	\$6,960	\$8,225	\$10,200
DIMENSIONS				
W	D	H		
116.5"	48.4"	33.4"		

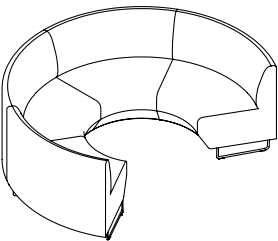
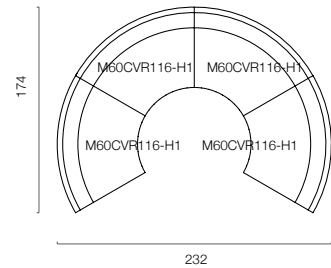
C
O
K
C
0
0
2
0
4

Co-Seating / Co-Working

C
O
K
C
O
2
O
4

MILES CONFIGURATIONS PLAN 09

B&T



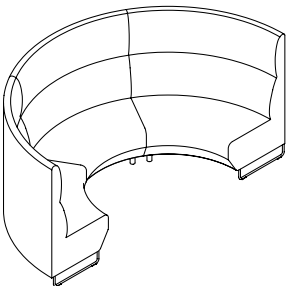
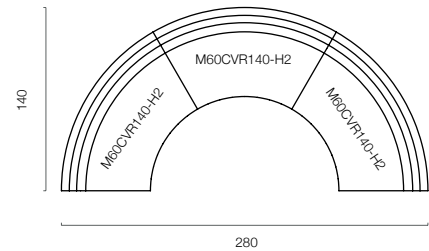
18 yd 259 sq.ft

MSRP				
COM	CLASS A	CLASS B	CLASS C	Real Leather
\$8,815	\$9,080	\$10,560	\$12,330	\$15,035

DIMENSIONS		
W	D	H
91.3"	68.5"	33.4"

MILES CONFIGURATIONS PLAN 10

B&T



21 yd 316 sq.ft

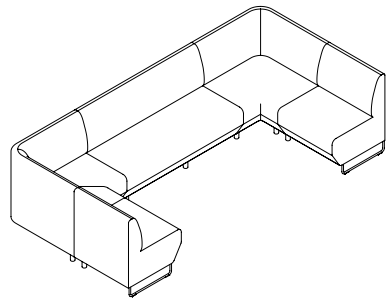
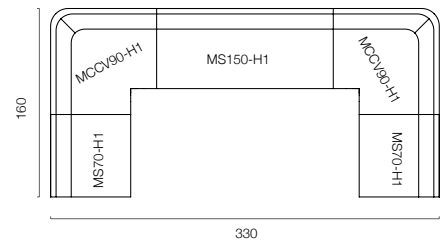
MSRP				
COM	CLASS A	CLASS B	CLASS C	Real Leather
\$8,675	\$8,940	\$10,745	\$12,905	\$16,200

DIMENSIONS		
W	D	H
110.2"	55.1"	49.2"

Co-Seating / Co-Working

MILES CONFIGURATIONS
PLAN 11

B&T



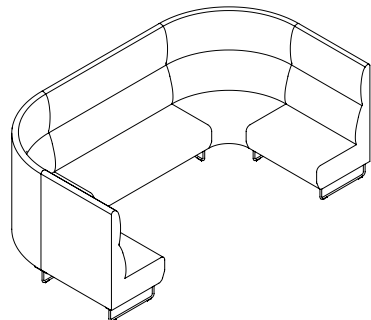
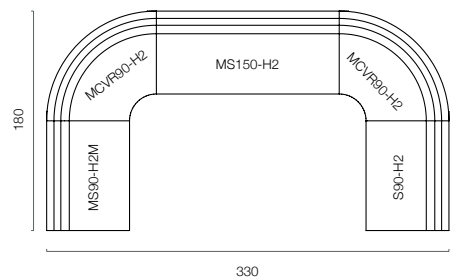
21 yd
🏠 310 sq.ft

MSRP				
COM	CLASS A	CLASS B	CLASS C	Real Leather
\$9,700	\$10,000	\$11,760	\$13,860	\$17,080

DIMENSIONS		
W	D	H
129.9"	63"	33.4"

MILES CONFIGURATIONS
PLAN 12

B&T



25 yd
🏠 372 sq.ft

MSRP				
COM	CLASS A	CLASS B	CLASS C	Real Leather
\$12,010	\$12,380	\$14,540	\$17,160	\$21,150

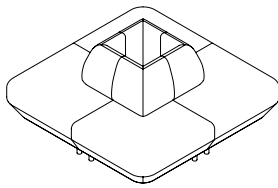
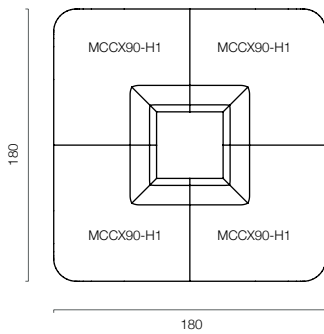
DIMENSIONS		
W	D	H
129.9"	70.8"	49.2"

C
O
K
C
O
2
0
4

Co-Seating / Co-Working

MILES CONFIGURATIONS PLAN 13

B&T



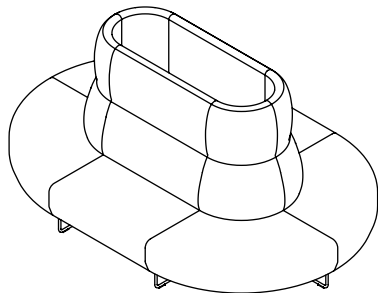
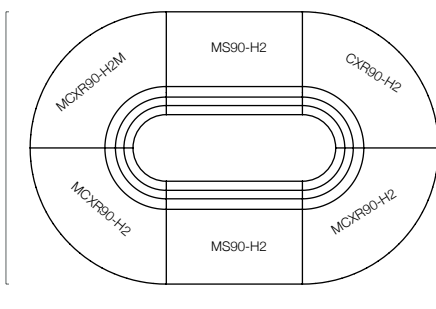
14 yd 207 sq.ft

MSRP				
COM	CLASS A	CLASS B	CLASS C	Real Leather
\$7,920	\$8,170	\$9,345	\$10,765	\$12,925

DIMENSIONS

W	D	H
70.8"	70.8"	33.4"

MILES CONFIGURATIONS PLAN 14



24 yd ⬡ 350 sq.ft

MSRP				
COM	CLASS A	CLASS B	CLASS C	Real Leather
\$13,470	\$13,885	\$15,920	\$18,400	\$22,165

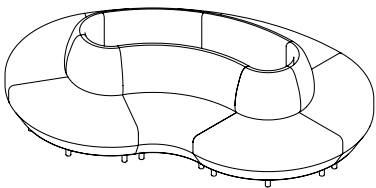
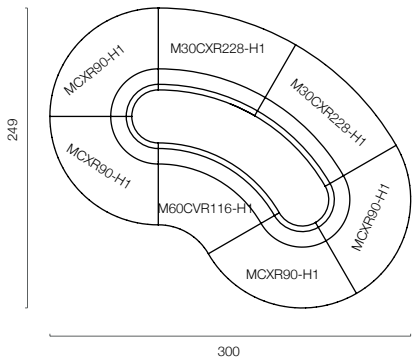
DIMENSIONS		
W	D	H
106.3"	70.8"	33.4"

Co-Seating / Co-Working

C
O
K
C
O
O
2
0
4

MILES CONFIGURATIONS
PLAN 15

B&T

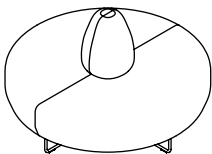
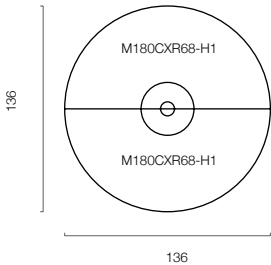


27 yd
🌿 395 sq.ft

MSRP				
COM	CLASS A	CLASS B	CLASS C	Real Leather
\$14,955	\$15,415	\$17,670	\$20,365	\$24,485
DIMENSIONS				
W	D	H		
118.1"	98"	33.4"		

MILES CONFIGURATIONS
PLAN 16

B&T



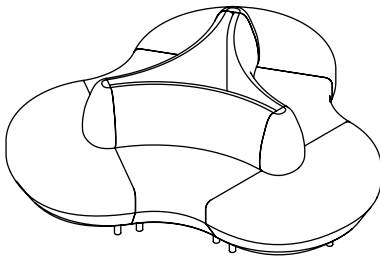
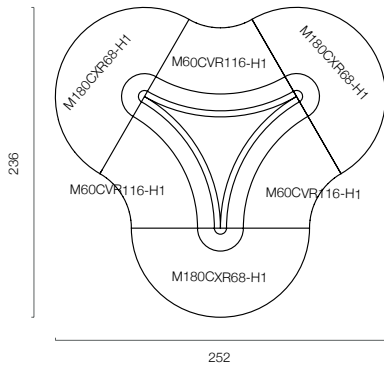
13 yd
🌿 194 sq.ft

MSRP				
COM	CLASS A	CLASS B	CLASS C	Real Leather
\$4,860	\$5,010	\$6,120	\$7,440	\$9,460
DIMENSIONS				
W	D	H		
53.5"	53.5"	33.4"		

Co-Seating / Co-Working

MILES CONFIGURATIONS PLAN 17

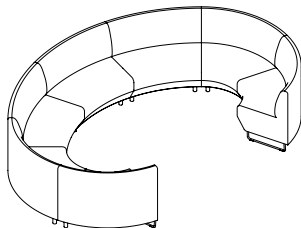
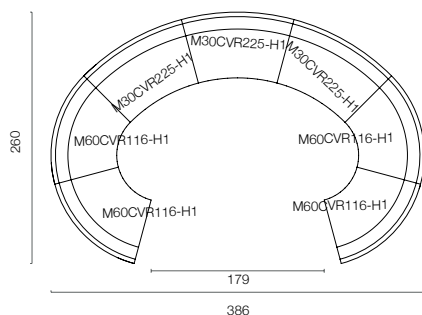
B&T



33 yd 486 sq.ft

MSRP				
COM	CLASS A	CLASS B	CLASS C	Real Leather
\$13,895	\$14,325	\$17,100	\$20,405	\$25,470
DIMENSIONS				
W	D		H	
99.2"	93"		33.4"	

MILES CONFIGURATIONS PLAN 18

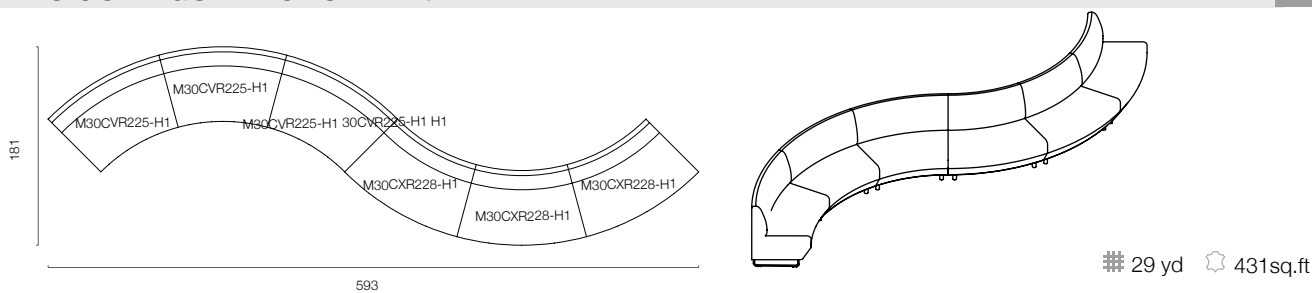


34 yd 498 sq.ft

MSRP				
COM	CLASS A	CLASS B	CLASS C	Real Leather
\$15,770	\$16,255	\$19,105	\$22,500	\$27,700
DIMENSIONS				
W	D		H	
152"	102.3"		33.4"	

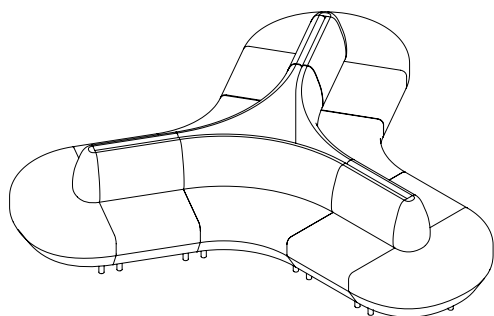
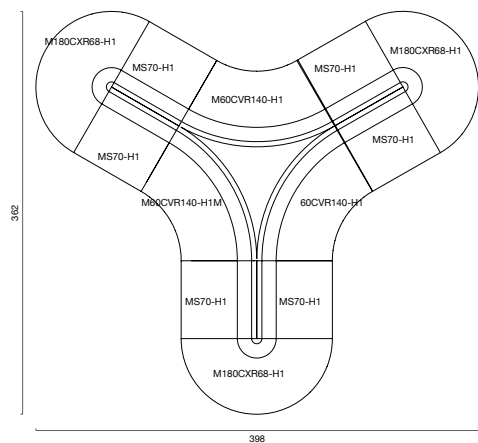
Co-Seating / Co-Working

MILES CONFIGURATIONS PLAN 19



MSRP				
COM	CLASS A	CLASS B	CLASS C	Real Leather
\$13,800	\$14,230	\$16,705	\$19,660	\$24,180
DIMENSIONS				
W	D		H	
233.4"	71.2"		33.4"	

MILES CONFIGURATIONS PLAN 20



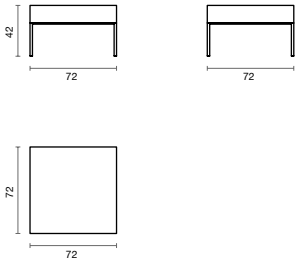
MSRP				
COM	CLASS A	CLASS B	CLASS C	Real Leather
\$23,375	\$24,100	\$28,695	\$34,175	\$42,575
DIMENSIONS				
W	D		H	
156.7"	143"		33.4"	

54 yd 804 sq.ft

Co-Seating / Co-Working

NODA MODULES P1

B&T

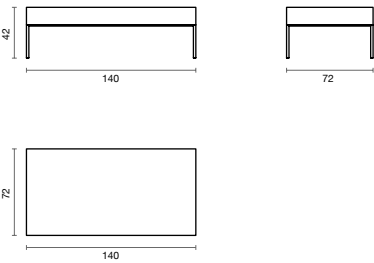


1 yd 17 sq.ft

MSRP				
COM	CLASS A	CLASS B	CLASS C	Real Leather
\$1,155	\$1,190	\$1,305	\$1,445	\$1,655
DIMENSIONS				
W	D	H	SD	SH
28.3"	28.3"	16.5"	28.3"	16.5"

NODA MODULES P2

B&T

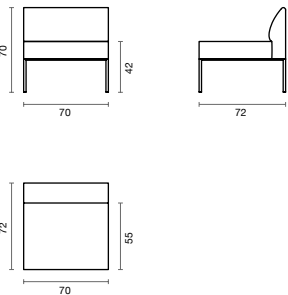


1,7 yd 25 sq.ft

MSRP				
COM	CLASS A	CLASS B	CLASS C	Real Leather
\$1,690	\$1,745	\$1,890	\$2,060	\$2,325
DIMENSIONS				
W	D	H	SD	SH
55.1"	28.3"	16.5"	28.3"	16.5"

NODA MODULES 1SWA

B&T

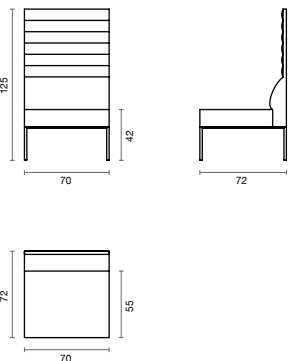


1,8 yd 25 sq.ft

MSRP				
COM	CLASS A	CLASS B	CLASS C	Real Leather
\$1,915	\$1,975	\$2,310	\$2,715	\$3,330
DIMENSIONS				
W	D	H	SD	SH
27.5"	28.3"	27.5"	21.6"	16.5"

NODA MODULES 1SWAH

B&T



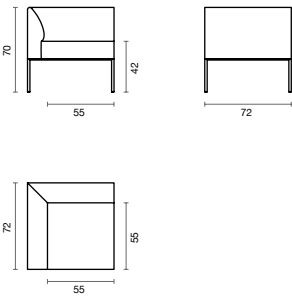
2,7 yd 44 sq.ft

MSRP				
COM	CLASS A	CLASS B	CLASS C	Real Leather
\$2,225	\$2,295	\$2,725	\$3,240	\$4,030
DIMENSIONS				
W	D	H	SD	SH
27.5"	28.3"	49.2"	21.6"	16.5"

Co-Seating / Co-Working

NODA MODULES C

B&T

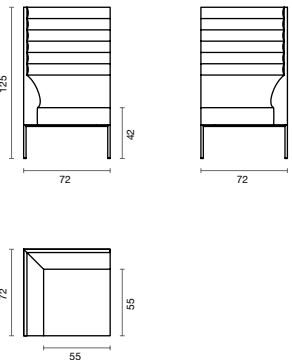


2,4 yd 37 sq.ft

MSRP					
COM	CLASS A	CLASS B	CLASS C	Real Leather	
\$2,470	\$2,550	\$3,030	\$3,600	\$4,480	
DIMENSIONS					
W	D	H	SD	SH	ArmH
28.3"	29.5"	27.5"	21.6"	16.5"	27.5"

NODA MODULES CH

B&T

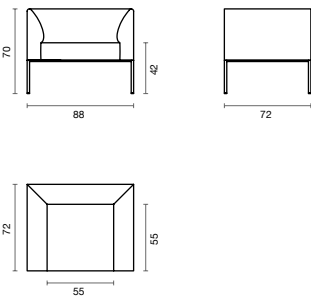


4,4 yd 76 sq.ft

MSRP					
COM	CLASS A	CLASS B	CLASS C	Real Leather	
\$2,930	\$3,020	\$3,615	\$4,325	\$5,415	
DIMENSIONS					
W	D	H	SD	SH	ArmH
28.3"	28.3"	49.2"	21.6"	16.5"	27.5"

NODA MODULES 1S

B&T

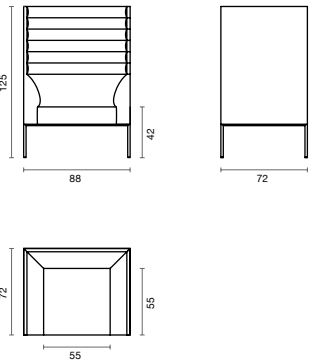


3,3 yd 54 sq.ft

MSRP					
COM	CLASS A	CLASS B	CLASS C	Real Leather	
\$3,110	\$3,210	\$3,805	\$4,515	\$5,605	
DIMENSIONS					
W	D	H	Seat Depth	Seat Height	ArmH
34.5"	28.3"	27.5"	21.6"	16.5"	27.5"

NODA MODULES 1SH

B&T



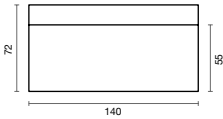
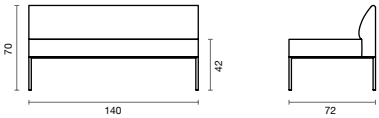
5,5 yd 76 sq.ft

MSRP					
COM	CLASS A	CLASS B	CLASS C	Real Leather	
\$3,775	\$3,890	\$4,680	\$5,620	\$7,060	
DIMENSIONS					
W	D	H	Seat Depth	Seat Height	ArmH
34.5"	28.3"	49.2"	21.6"	16.5"	27.5"

Co-Seating / Co-Working

NODA MODULES 2SWA

B&T

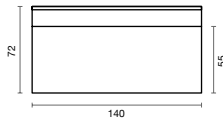
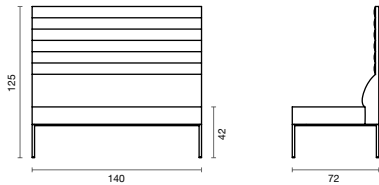


3,3 yd 54 sq.ft

MSRP				
COM	CLASS A	CLASS B	CLASS C	Real Leather
\$3,215	\$3,315	\$3,985	\$4,790	\$6,020
DIMENSIONS				
W	D	H	Seat Depth	Seat Height
55.1"	28.3"	27.5"	21.6"	16.5"

NODA MODULES 2SWAH

B&T

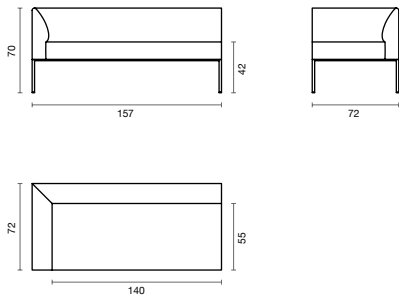


5 yd 76 sq.ft

MSRP				
COM	CLASS A	CLASS B	CLASS C	Real Leather
\$3,795	\$3,915	\$4,780	\$5,810	\$7,390
DIMENSIONS				
W	D	H	Seat Depth	Seat Height
55.1"	28.3"	49.2"	21.6"	16.5"

NODA MODULES 2SR

B&T

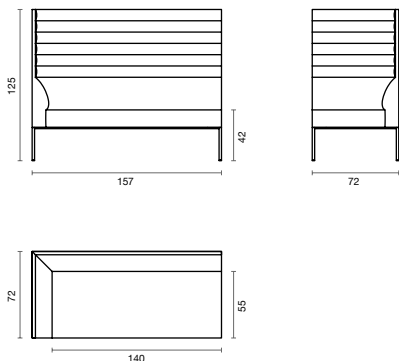


4,4 yd 76 sq.ft

MSRP					
COM	CLASS A	CLASS B	CLASS C	Real Leather	
\$3,775	\$3,890	\$4,660	\$5,575	\$6,985	
DIMENSIONS					
W	D	H	Seat Depth	Seat Height	ArmH
61.4"	28.3"	27.5"	21.6"	16.5"	27.5"

NODA MODULES 2SRH

B&T



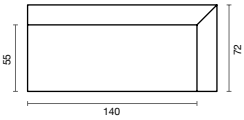
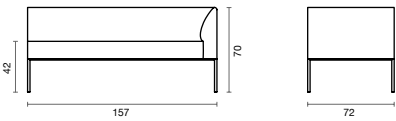
7,4 yd 97 sq.ft

MSRP					
COM		CLASS A	CLASS B	CLASS C	Real Leather
\$4,395		\$4,530	\$5,440	\$6,530	\$8,200
DIMENSIONS					
W	D	H	Seat Depth	Seat Height	ArmH
61.4"	28.3"	49.5"	21.5"	16.5"	27.5"

Co-Seating / Co-Working

NODA MODULES 2SL

B&T

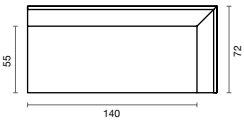
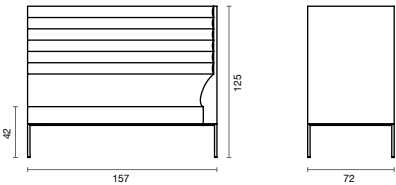


4,4 yd 76 sq.ft

MSRP					
COM	CLASS A	CLASS B	CLASS C	Real Leather	
\$3,775	\$3,890	\$4,660	\$5,570	\$6,985	
DIMENSIONS					
W	D	H	Seat Depth	Seat Height	ArmH
61.4"	28.3"	27.5"	21.5"	16.5"	27.5"

NODA MODULES 2SLH

B&T

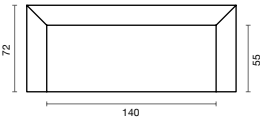
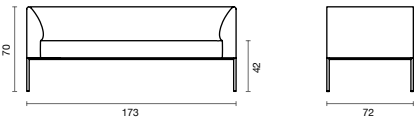


7,4 yd 97 sq.ft

MSRP					
COM	CLASS A	CLASS B	CLASS C	Real Leather	
\$4,395	\$4,530	\$5,440	\$6,530	\$8,200	
DIMENSIONS					
W	D	H	Seat Depth	Seat Height	ArmH
61.4"	28.3"	49.2"	21.5"	16.5"	27.5"

NODA MODULES 2S

B&T


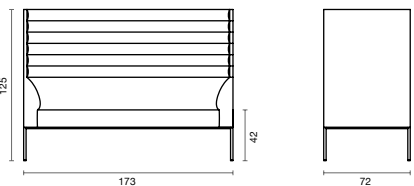


5,5 yd 81 sq.ft

MSRP					
COM	CLASS A	CLASS B	CLASS C	Real Leather	
\$4,460	\$4,600	\$5,510	\$6,600	\$8,270	
DIMENSIONS					
W	D	H	Seat Depth	Seat Height	ArmH
68.1"	28.3"	27.5"	21.5"	16.5"	27.5"

NODA MODULES 2SH

B&T



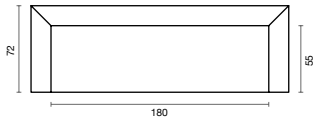
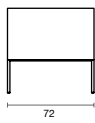
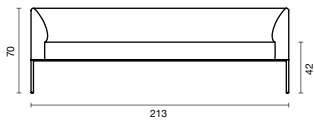
9 yd 130 sq.ft

MSRP					
COM	CLASS A	CLASS B	CLASS C	Real Leather	
\$5,295	\$5,460	\$6,565	\$7,885	\$9,905	
DIMENSIONS					
W	D	H	Seat Depth	Seat Height	ArmH
68.1"	28.3"	49.2"	21.5"	16.5"	27.5"

Co-Seating / Co-Working

NODA MODULES 3S

B&T

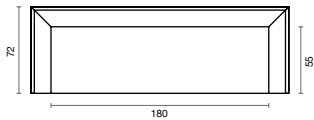
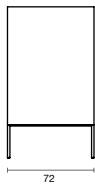


6,2 yd 87 sq.ft

MSRP					
COM	CLASS A	CLASS B	CLASS C	Real Leather	
\$4,940	\$5,090	\$6,050	\$7,195	\$8,955	
DIMENSIONS					
W	D	H	Seat Depth	Seat Height	ArmH
83.8"	28.3"	27.5"	21.5"	16.5"	27.5"

NODA MODULES 3SH

B&T

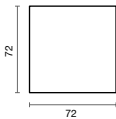
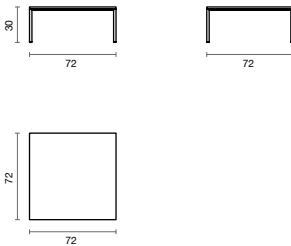


11 yd 140 sq.ft

MSRP					
COM		CLASS A	CLASS B	CLASS C	Real Leather
\$5,950		\$6,135	\$7,385	\$8,875	\$11,160
DIMENSIONS					
W	D	H	Seat Depth	Seat Height	ArmH
83.8"	28.3"	49.2"	21.5"	16.5"	27.5"

NODA MODULES T1

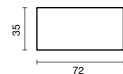
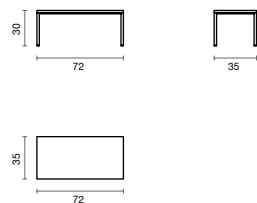
B&T



MSRP			
Laminate 0.70"	Lacquer 0.70"	Veneer 0.70"	Fenix 0.70"
\$580	\$580	\$725	\$860
DIMENSIONS			
W	D	H	
28.3"	28.3"	11.8"	

NODA MODULES T2

B&T

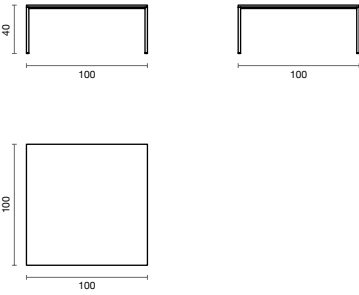


MSRP			
Laminate 0.70"	Lacquer 0.70"	Veneer 0.70"	Fenix 0.70"
\$500	\$485	\$590	\$600
DIMENSIONS			
W	D	H	
28.3"	13.8"	11.8"	

Co-Seating / Co-Working

NODA MODULES T3

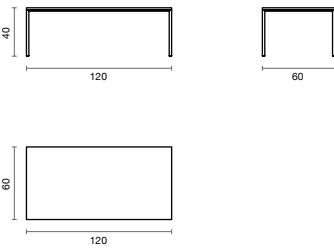
B&T



MSRP			
Laminate 0.70"	Lacquer 0.70"	Veneer 0.70"	Fenix 0.70"
\$1,020	\$870	\$1,060	\$1,550
DIMENSIONS			
W	D	H	
39.4"	39.4"	15.7"	

NODA MODULES T4

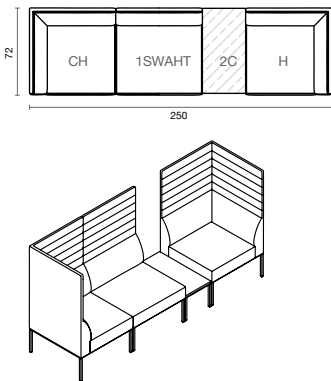
B&T



MSRP			
Laminate 0.70"	Lacquer 0.70"	Veneer 0.70"	Fenix 0.70"
\$690	\$765	\$970	\$1,070
DIMENSIONS			
W	D	H	
23.6"	47.2"	11.8"	

NODA CONFIGURATIONS PLAN 01

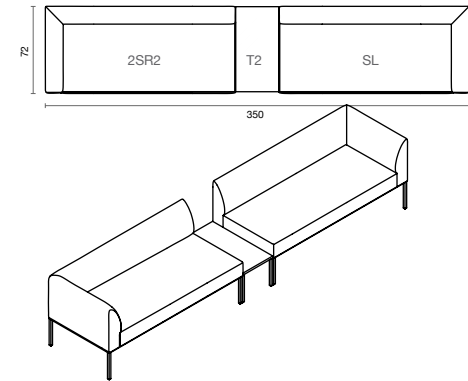
B&T



MSRP				
COM	CLASS A	CLASS B	CLASS C	Real Leather
\$8,080 +T2	\$8,335 +T2	\$9,950 +T2	\$11,895+T2	\$14,860+T2
DIMENSIONS				
W			D	
98.4"			28.3"	

NODA CONFIGURATIONS PLAN 02

B&T

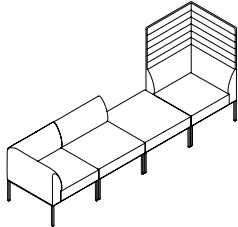
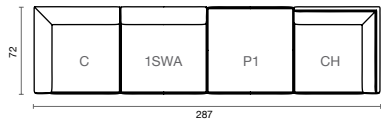


MSRP				
COM	CLASS A	CLASS B	CLASS C	Real Leather
\$7,550 +T2	\$7,785 +T2	\$9,320 +T2	\$11,155 +T2	\$13,965 +T2
DIMENSIONS				
W			D	
137.8"			28.3"	

Co-Seating / Co-Working

NODA CONFIGURATIONS PLAN 03

B&T

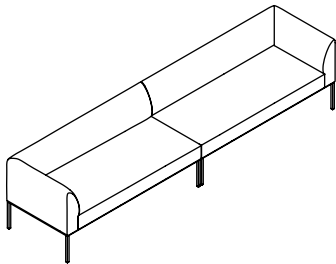
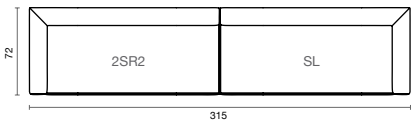


MSRP				
COM	CLASS A	CLASS B	CLASS C	Real Leather
\$8,470	\$8,735	\$10,260	\$12,085	\$14,875

DIMENSIONS	
W	D
113"	28.3"

NODA CONFIGURATIONS PLAN 04

B&T

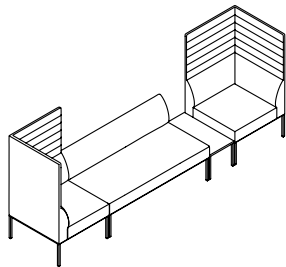
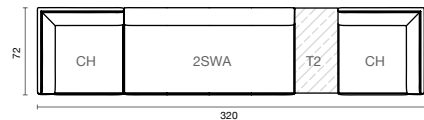


MSRP				
COM	CLASS A	CLASS B	CLASS C	Real Leather
\$7,550	\$7,785	\$9,320	\$11,155	\$13,965

DIMENSIONS	
W	D
124"	28.3"

NODA CONFIGURATIONS PLAN 05

B&T



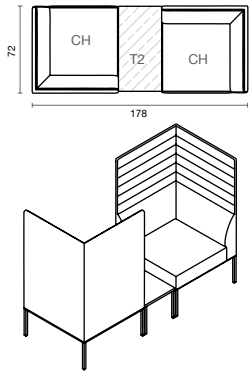
MSRP				
COM	CLASS A	CLASS B	CLASS C	Real Leather
\$9,070 +T2	\$9,355 +T2	\$11,210+T2	\$13,440+T2	\$16,845+T2

DIMENSIONS	
W	D
126"	28.3"

Co-Seating / Co-Working

NODA CONFIGURATIONS PLAN 06

B&T

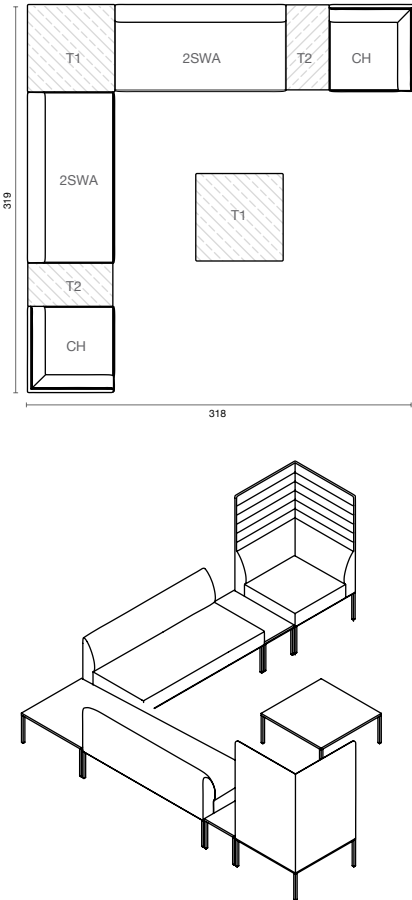


MSRP				
COM	CLASS A	CLASS B	CLASS C	Real Leather
\$5,855+T2	\$6,040+T2	\$7,225+T2	\$8,655+T2	\$10,830+T2

DIMENSIONS	
W	D
70.1"	28.3"

NODA CONFIGURATIONS PLAN 07

B&T



MSRP				
COM	CLASS A	CLASS B	CLASS C	Real Leather
\$12,285+ 2T2+2T1	\$12,670+ 2T2+2T1	\$15,200+2T2+2T1	\$18,230 + 2T2+2T1	\$22,865+2T2+2T1

DIMENSIONS	
W	D
125.2"	125.6"

C
O
K
C
0
0
2
0
4

Co-Seating / Co-Working

Rostrum Modular Sofa 1SEATER (M)


PROSTORIA



MSRP								
100	200	300	400	500	600	700	60	80
-	\$1,950	\$2,045	\$2,155	\$2,265	\$2,370	\$2,480	-	-
DIMENSIONS								
W			D			H		
27.5"			29.9"			18.1"		

Rostrum Modular Sofa DEEP SEAT (M)

PROSTORIA



MSRP								
100	200	300	400	500	600	700	60	80
-	\$1,160	\$1,225	\$1,290	\$1,360	\$1,430	\$1,495	-	-
DIMENSIONS								
W			D			H		
27.5"			29.9"			7"		

Rostrum Modular Sofa CORNER (L/R)

PROSTORIA



MSRP								
100	200	300	400	500	600	700	60	80
-	\$2,710	\$2,800	\$2,895	\$2,990	\$3,085	\$3,180	-	-
DIMENSIONS								
W			D			H		
38.2"			38.2"			18.1"		

Rostrum Modular Sofa ARMREST (A)

PROSTORIA



MSRP								
100	200	300	400	500	600	700	60	80
-	\$850	\$890	\$940	\$985	\$1,030	\$1,075	-	-
DIMENSIONS								
W			D			H		
6.3"			29.9"			13.4"		

C
O
K
C
0
0
2
0
4

Co-Seating / Co-Working

Rostrum Modular Sofa TABLE TOP (M) PROSTORIA




MSRP		
SOLID WOOD		FENIX
\$745		\$630
DIMENSIONS		
W	D	H
27.5"	29.9"	1"

Rostrum Modular Sofa BASE 01 (M) PROSTORIA



MSRP	
\$765	
DIMENSIONS	
W	H
27.5"	29.5"

Rostrum Modular Sofa BASE 02 (L/R) (M+A) PROSTORIA



MSRP	
\$770	
DIMENSIONS	
W	H
27.5"	18.1"

Rostrum Modular Sofa BASE 03 (M+2A) PROSTORIA



MSRP	
\$775	
DIMENSIONS	
W	H
41.7"	29.9"

Rostrum Modular Sofa BASE 04 (2M) PROSTORIA



MSRP	
\$1,275	
DIMENSIONS	
W	H
55"	29.9"

C
O
K
C
0
0
2
0
4

Co-Seating / Co-Working

Rostrum Modular Sofa

BASE 05 (2M+A)(L/R)

PROSTORIA



MSRP	
\$1,280	
DIMENSIONS	
W	H
62.2"	29.9"

Rostrum Modular Sofa

BASE 06 (2M+2A)

PROSTORIA



MSRP	
\$1,280	
DIMENSIONS	
W	H
69.3"	29.9"

Rostrum Modular Sofa

BASE 07 (3M)

PROSTORIA



MSRP	
\$1,785	
DIMENSIONS	
W	H
82.7"	29.9"

Rostrum Modular Sofa

BASE 08 (L/R) (3M+A)

PROSTORIA



MSRP	
\$1,790	
DIMENSIONS	
W	H
89.8"	29.9"

Rostrum Modular Sofa

BASE 09 (3M+2A)

PROSTORIA




MSRP	
\$1,790	
DIMENSIONS	
W	H
95.3"	29.9"

C
O
K
C
0
0
2
0
4

Co-Seating / Co-Working

Rostrum Modular Sofa BASE 10 (CORNER) PROSTORIA



MSRP		
\$1,125		
DIMENSIONS		
W		H
29.9"		29.9"

NOTE
- LEGS ARE NOT INCLUDED IN BASES
- DIMENSIONS OF THE BASES MATCH THE DIMENSIONS OF THE UPHOLSTERED MODULES FOR THOSE BASES
- WHEN ASSEMBLING 3SEATER WITH CORNER BASE, USE COMBINATION OF BASES (AS IN COMPOSITION 20)

Rostrum Modular Sofa L1 (END LEG (SET OF 2 LEGS) FOR SEAT WITH ARMREST) PROSTORIA



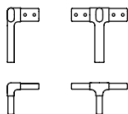
MSRP		
\$505		
DIMENSIONS		
W	D	H
5.5"	1.2"	18.5"

Rostrum Modular Sofa L2 (END LEG (SET OF 2 LEGS) FOR SEAT WITH ARMREST) PROSTORIA



MSRP		
\$440		
DIMENSIONS		
W	D	H
5.5"	1.2"	9.4"

Rostrum Modular Sofa L3 (CORNER CONNECTION SET) PROSTORIA



MSRP		
\$545		
DIMENSIONS		
W	D	H
5.4"	9.4"	9.4"

C
O
K
C
0
0
2
0
4

Co-Seating / Co-Working

Rostrum Modular Sofa L4 (LINEAR CONNECTION SET) PROSTORIA

MSRP		
\$885		
DIMENSIONS		
W	D	H
11.2"	24.8"	9.4"

Rostrum Modular Sofa L5 (SHELF LEG SET) PROSTORIA

MSRP	
SOLID WOOD	FENIX
\$665	\$655
DIMENSIONS	
W	D
11.1"	24.8"
H	
19.7"	

Rostrum Modular Sofa D1 (END DIVIDER BACKREST + ARMREST) PROSTORIA

MSRP								
100	200	300	400	500	600	700	60	80
-	\$3,190	\$3,390	\$3,610	\$3,835	\$4,055	\$4,280	-	-
DIMENSIONS								
W	D		H					
27.5"	29.9"		18.1"					

Rostrum Modular Sofa D2 (BACKREST DIVIDER) PROSTORIA



MSRP								
100	200	300	400	500	600	700	60	80
-	\$1,155	\$1,240	\$1,335	\$1,430	\$1,525	\$1,620	-	-
DIMENSIONS								
W	D		H					
27.5"	29.9"		7"					

Rostrum Modular Sofa D3 (CORNER DIVIDER) PROSTORIA

MSRP								
100	200	300	400	500	600	700	60	80
-	\$3,265	\$3,465	\$3,685	\$3,910	\$4,130	\$4,355	-	-
DIMENSIONS								
W	D		H					
27.5"	29.9"		7"					

Co-Seating / Co-Working

Rostrum Modular Sofa D4 (DIVIDER FOR 1SEATER+ARMRESTS)

PROSTORIA

MSRP								
100	200	300	400	500	600	700	60	80
\$3,180	\$3,365	\$3,555	\$3,765	\$3,975	\$4,185	\$4,395	-	-
DIMENSIONS								
W			D			H		
27.5"			29.9"			7"		

Rostrum Modular Sofa HEIGHT ADJUSTABLE SMALL TABLE

PROSTORIA

MSRP		
\$1,305		
DIMENSIONS		
W	D	H
12.6"	17.3"	19.7/27.5"

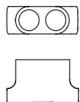
Rostrum Modular Sofa LOW TABLE

PROSTORIA

MSRP	
SOLID WOOD	FENIX
\$1,920	\$1,805
DIMENSIONS	
W	D
27.5"	24.8"
H	
10.6"	

Rostrum Modular Sofa POWER SOCKET

PROSTORIA




MSRP		
\$900		
DIMENSIONS		
W	D	H
6.3"	3.5"	2.4"

- NOTE
- INSTEAD OF A SEAT + BACKREST MODULE, YOU CAN ORDER A 76 × 70 CM TABLE TOP OR DEEP SEAT AND VICE VERSA (M)
 - SHELF ON HIGH LEGS IS A POSSIBLE ADDITION ONLY IF COMPOSITION ENDS WITH AN ARMREST (A)
 - AN ARMREST CANNOT BE IN THE MIDDLE OF THE COMPOSITION
 - EACH COMPOSITION CAN HAVE ADDITIONAL POWER SOCKETS AT PRECISELY DEFINED POSITIONS
 - THE POSITION OF THE SOCKET MODULE IS ALWAYS BETWEEN TWO SEATS (OR POUFS), IN LARGER COMPOSITIONS AT PRECISELY DEFINED POSITIONS. THERE CAN BE NO SOCKET MODULE ON A POUF AND ALL SINGLE-SEAT SOFAS
 - BACKREST CAN HAVE A FRONT OR REAR POSITION (FOR 2 DIRECTION SEATING)
 - D2 CAN ONLY BE ORDERED IN COMBINATION WITH D1 OR D3. IT CANNOT STAND ALONE.
 - POWER SOCKETS CAN BE ORDERED IN BLACK OR LIGHT GREY. THEREFORE CONSTRUCTIONS FOR COMPOSITIONS WITH POWER SOCKETS ARE ALSO AVAILABLE IN BLACK OR LIGHT GREY
 - WHEN ORDERED INSIDE A COMPOSITION, MODULES 1SEATER AND POUF WILL BE MARKED AS EITHER LEFT OR RIGHT, DEPENDING ON THE COMPOSITION

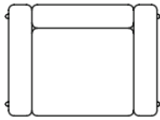
Co-Seating / Co-Working

Rostrum Modular Sofa1SEATER WITH BASEPROSTORIA



MSRP									
100	200	300	400	500	600	700	60	80	
-	\$3,600	\$3,695	\$3,805	\$3,910	4,020	\$4,130	-	-	
DIMENSIONS									
W			D				H		
27.5"			29.9"				27.5"		

Rostrum Modular SofaBASE 03, MODULES 1SEATER + 2 × ARMREST, LEGS 2 × L1PROSTORIA



MSRP									
100	200	300	400	500	600	700	60	80	
-	\$5,435	\$5,615	\$5,815	\$6,015	\$6,215	\$6,420	-	-	
DIMENSIONS									
W			D				H		
41.7"			29.9"				27.5"		

Rostrum Modular SofaBASE 04, MODULES 2 × 1SEATER, LEGS 2 × L2PROSTORIA

MSRP									
100	200	300	400	500	600	700	60	80	
-	\$6,060	\$6,255	\$6,470	\$6,685	\$6,900	\$7,115	-	-	
DIMENSIONS									
W			D				H		
55"			29.9"				27.5"		

Rostrum Modular SofaBASE 05, MODULES 2 × 1SEATER + ARMREST, LEGS L1 + L2PROSTORIA

MSRP									
100	200	300	400	500	600	700	60	80	
-	\$6,975	\$7,210	\$7,475	\$7,740	\$8,000	\$8,260	-	-	
DIMENSIONS									
W			D				H		
69.3"			29.9"				27.5"		

C
O
K
C
0
0
2
0
4

Co-Seating / Co-Working

Rostrum Modular Sofa BASE 06, MODULES 2 × 1SEATER + 2 × ARMREST, LEGS 2 × L1 PROSTORIA

MSRP								
100	200	300	400	500	600	700	60	80
-	\$7,895	\$8,170	\$8,480	\$8,790	\$9,095	\$9,405	-	-
DIMENSIONS								
W		D				H		
27.5"		29.9"				27.5"		

Rostrum Modular Sofa BASE 07, MODULES 3 × 1SEATER, LEGS 2 × L2 PROSTORIA

MSRP								
100	200	300	400	500	600	700	60	80
-	\$8,520	\$8,810	\$9,135	\$9,455	\$9,780	\$10,105	-	-
DIMENSIONS								
W		D				H		
82.7"		29.9"				27.5"		

Rostrum Modular Sofa BASE 08, MODULES 3 × 1SEATER + ARMREST, LEGS L1+ L2 PROSTORIA

MSRP								
100	200	300	400	500	600	700	60	80
-	\$9,435	\$9,770	\$10,140	\$10,510	\$10,880	\$11,250	-	-
DIMENSIONS								
W		D				H		
89.8"		29.9"				27.5"		

Rostrum Modular Sofa BASE 09, MODULES 3 × 1SEATER + 2 × ARMREST, LEGS 2 × L1 PROSTORIA

MSRP								
100	200	300	400	500	600	700	60	80
-	\$10,355	\$10,730	\$11,145	\$11,560	\$11,980	\$12,395	-	-
DIMENSIONS								
W		D				H		
95.3"		29.9"				27.5"		

Co-Seating / Co-Working

Rostrum Modular Sofa BASES 2 × 01 + 10, MODULES 2 × 1SEATER + CORNER, LEGS L3 + 2 × L2 PROSTORIA

MSRP								
100	200	300	400	500	600	700	60	80
-	\$10,800	\$11,130	\$11,500	\$11,870	\$12,240	\$12,610	-	-

DIMENSIONS		
W	D	H
57.5"	57.5"	27.5"

Rostrum Modular Sofa BASES 01 + 10 + 02, MODULES 2 × 1SEATER + CORNER + ARMREST, LEGS L3 + L1 + L2 PROSTORIA

MSRP								
100	200	300	400	500	600	700	60	80
-	\$11,715	\$12,090	\$12,505	\$12,925	\$13,340	\$13,755	-	-

DIMENSIONS		
W	D	H
57.5"	64.6"	27.5"

Rostrum Modular Sofa BASES 01 + 10 + 04, MODULES 3 × 1SEATER + CORNER, LEGS L3 + 2 × L2 PROSTORIA

MSRP								
100	200	300	400	500	600	700	60	80
-	\$13,260	\$13,690	\$14,165	\$14,645	\$15,120	\$15,600	-	-

DIMENSIONS		
W	D	H
57.5"	85"	27.5"

Rostrum Modular Sofa BASES 01 + 10 + 05, MODULES 3 × 1SEATER + CORNER + ARMREST, LEGS L3 + L1 + L2 PROSTORIA

MSRP								
100	200	300	400	500	600	700	60	80
-	\$14,175	\$14,645	\$15,175	\$15,695	\$16,220	\$16,740	-	-

DIMENSIONS		
W	D	H
57.5"	92"	27.5"

C
O
K
C
0
0
2
0
4

Co-Seating / Co-Working

Rostrum Modular Sofa

BASES 02 + 10 + 05, MODULES 3 × 1SEATER + CORNER + 2 × ARMREST, LEGS L3 + 2 × L1

PROSTORIA

MSRP								
100	200	300	400	500	600	700	60	80
-	\$15,095	\$15,605	\$16,180	\$16,745	\$17,320	\$17,885	-	-
DIMENSIONS								
W			D			H		
64.6"			92"			27.5"		

Rostrum Modular Sofa

BASES 04 + 10 + 01, MODULES 3 × 1SEATER + CORNER, LEGS L3 + 2 × L2

PROSTORIA

MSRP								
100	200	300	400	500	600	700	60	80
-	\$13,260	\$13,690	\$14,165	\$14,645	\$15,120	\$15,600	-	-
DIMENSIONS								
W			D			H		
57.5"			57.5"			27.5"		

Rostrum Modular Sofa

BASES 04 + 10 + 02, MODULES 3 × 1SEATER + CORNER + ARMREST, LEGS L3 + L1 + L2

PROSTORIA

MSRP								
100	200	300	400	500	600	700	60	80
-	\$14,175	\$14,645	\$15,175	\$15,695	\$16,220	\$16,740	-	-
DIMENSIONS								
W			D			H		
57.5"			64.6"			27.5"		

Rostrum Modular Sofa

BASES 05 + 10 + 02, MODULES 3 × 1SEATER + CORNER + 2 × ARMREST, LEGS L3 + 2 × L1

PROSTORIA

MSRP								
100	200	300	400	500	600	700	60	80
-	\$15,095	\$15,605	\$16,180	\$16,745	\$17,320	\$17,885	-	-
DIMENSIONS								
W			D			H		
92"			64.6"			27.5"		

C
O
K
C
0
0
2
0
4

Co-Seating / Co-Working

Rostrum Modular Sofa BASES 2 × 04 + 10, MODULES 4 × 1SEATER + CORNER, LEGS L3 + 2 × L2 PROSTORIA

MSRP								
100	200	300	400	500	600	700	60	80
-	\$15,720	\$16,245	\$16,830	\$17,415	\$18,000	\$18,590	-	-
DIMENSIONS								
W			D			H		
85"			85"			27.5"		

Rostrum Modular Sofa BASES 04 + 10 + 05, MODULES 4 × 1SEATER + CORNER + ARMREST, LEGS L3 + L1 + L2 PROSTORIA

MSRP								
100	200	300	400	500	600	700	60	80
-	\$16,635	\$17,205	\$17,835	\$18,465	\$19,100	\$19,730	-	-
DIMENSIONS								
W			D			H		
85"			92"			27.5"		

Rostrum Modular Sofa BASES 2 × 05 + 10, MODULES 4 × 1SEATER + CORNER + 2 × ARMREST, LEGS L3 + 2 × L1 PROSTORIA

MSRP								
100	200	300	400	500	600	700	60	80
-	\$17,555	\$18,165	\$18,840	\$19,520	\$20,200	\$20,875	-	-
DIMENSIONS								
W			D			H		
92"			92"			27.5"		

Rostrum Modular Sofa BASES 2 × 05, MODULES 4 × 1SEATER + 2 × ARMREST, LEGS L4 + 2 × L1 PROSTORIA

MSRP								
100	200	300	400	500	600	700	60	80
-	\$13,955	\$14,425	\$14,950	\$15,475	\$16,000	\$16,520	-	-
DIMENSIONS								
W			D			H		
124.4"			29.9"			27.5"		

C
O
K
C
0
0
2
0
4

Co-Seating / Co-Working

Rostrum Modular Sofa

BASES 08 + 10 + 02, MODULES 4 × 1SEATER + 2 × ARMREST + CORNER, LEGS 2 × L1 + L3

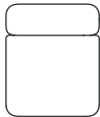
PROSTORIA

MSRP								
100	200	300	400	500	600	700	60	80
-	\$15,880	\$16,355	\$16,875	\$17,400	\$17,925	\$18,450	-	-
DIMENSIONS								
W		D				H		
124.4"		29.9"				27.5"		

SABOT MODULAR SOFA

1SEATER (M)

PROSTORIA



MSRP								
100	200	300	400	500	600	700	60	80
-	\$2,555	\$2,705	\$2,870	\$3,040	\$3,205	\$3,370	-	-
DIMENSIONS								
W		D				H		
31.5"		38.2"				24"		

SABOT MODULAR SOFA

DEEP SEAT (M)

PROSTORIA

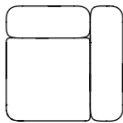


MSRP								
100	200	300	400	500	600	700	60	80
-	\$2,125	\$2,275	\$2,440	\$2,605	\$2,775	\$2,940	-	-
DIMENSIONS								
W		D				H		
31.5"		38.2"				11"		

Co-Seating / Co-Working

SABOT MODULAR SOFA CORNER

PROSTORIA



MSRP								
100	200	300	400	500	600	700	60	80
-	\$3,775	\$4,010	\$4,265	\$4,525	\$4,780	\$5,040	-	-
DIMENSIONS								
W			D			H		
38.2"			38.2"			24"		

SABOT MODULAR SOFA ARMREST (A) (L/R)

PROSTORIA



MSRP								
100	200	300	400	500	600	700	60	80
-	\$1,185	\$1,250	\$1,320	\$1,395	\$1,470	\$1,545	-	-
DIMENSIONS								
W			D			H		
10.7"			38.2"			19.7"		

SABOT MODULAR SOFA PLANTER (A)

PROSTORIA



MSRP								
\$605								
DIMENSIONS								
W			D			H		
10.7"			38.2"			12.6"		

SABOT MODULAR SOFA PLANTER TOP

PROSTORIA



MSRP		
SOLID WOOD		FENIX
\$305		\$290
DIMENSIONS		
W	D	H
10.7"	38.2"	1"
10.7"	38.2"	0.8"

C
O
K
C
0
0
2
0
4

Co-Seating / Co-Working

SABOT MODULAR SOFA BASE 01 PROSTORIA



MSRP

\$785

DIMENSIONS

W

31.5"

H

38.2"

SABOT MODULAR SOFA BASE 02 PROSTORIA



MSRP

\$885

DIMENSIONS

W

42.1"

H

38.2"

SABOT MODULAR SOFA BASE 03 PROSTORIA



MSRP

\$950

DIMENSIONS

W

52.8"

H

38.2"

SABOT MODULAR SOFA BASE 04 PROSTORIA



MSRP

\$1,110

DIMENSIONS

W

63"

H

38.2"

SABOT MODULAR SOFA BASE 05 PROSTORIA



MSRP

\$1,355

DIMENSIONS

W

73.6"

H

38.2"

C
O
K
C
0
0
2
0
4

Co-Seating / Co-Working

SABOT MODULAR SOFA BASE 06 PROSTORIA



MSRP


\$1,435

DIMENSIONS

W
84.3"

H
38.2"

SABOT MODULAR SOFA BASE 07 PROSTORIA



MSRP

\$825

DIMENSIONS

W
38.2"

H
38.2"

SABOT MODULAR SOFA L1 PROSTORIA



MSRP

\$305

DIMENSIONS

W
5.9"

D
1.8"

H
11.6"

SABOT MODULAR SOFA L2 PROSTORIA



MSRP

\$855

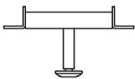
DIMENSIONS

W
19.3"

D
19.3"

H
26.8"

SABOT MODULAR SOFA L3 PROSTORIA



MSRP

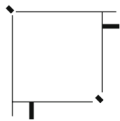
\$480

C
O
K
C
0
0
2
0
4

Co-Seating / Co-Working

SABOT MODULAR SOFA L4

PROSTORIA

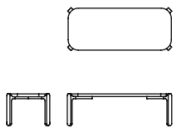


MSRP

\$1,100

SABOT MODULAR SOFA LOW TABLE 39

PROSTORIA



MSRP

\$775

DIMENSIONS

W

D

H

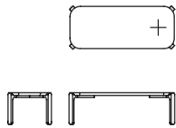
37.8"

15.5"

11.8"

SABOT MODULAR SOFA LOW TABLE 39 + CHARGER

PROSTORIA



MSRP

\$1,385

DIMENSIONS

W

D

H


37.8

15.5"

11.8"

SABOT MODULAR SOFA LOW TABLE 79

PROSTORIA



MSRP

\$1,125

DIMENSIONS

W

D

H

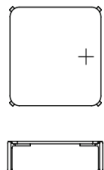
37.8"

31"

11.8"

SABOT MODULAR SOFA LOW TABLE 79 + CHARGER

PROSTORIA



MSRP

\$1,740

DIMENSIONS

W

D

H

37.8"

31"

11.8"

Co-Seating / Co-Working

SABOT MODULAR SOFA POWER SOCKET

PROSTORIA



MSRP

\$730

DIMENSIONS

W	D	H
19.3"	19.3"	26.8"

NOTE

- INSTEAD OF A SEAT + BACKREST MODULE, YOU CAN ORDER A POUF AND VICE VERSA (M)
- INSTEAD OF AN ARMREST, YOU CAN ORDER A PLANTER AND VICE VERSA (A)
- SMALL ARMREST TABLE CAN ONLY BE ORDERED WHEN THE COMPOSITION ENDS WITH ARMREST
- FOR EACH COMPOSITION YOU CAN ADDITIONALLY ORDER POWER SOCKETS AT DEFINED POSITIONS
- THE POSITION OF THE SOCKET MODULE IS ALWAYS BETWEEN TWO SEATS (OR POUFS), IN LARGER COMPOSITIONS AT DEFINED POSITIONS. THERE CAN BE NO POWER SOCKET ON A POUF
- BACKREST CAN HAVE A FRONT OR REAR POSITION (FOR 2 DIRECTION SEATING)
- WHEN ORDERED INSIDE A COMPOSITION, MODULES 1SEATER AND POUF WILL BE MARKED AS EITHER LEFT OR RIGHT, DEPENDING ON THE COMPOSITION

- POSITIONS OF LEGS (COMPOSITION 30)

- POSITIONS OF LEGS (COMPOSITION 12)

- POSITIONS OF LEGS (COMPOSITION 12)

SABOT MODULAR SOFA BASE 01, MODULE DEEP SEAT, LEGS 4 × L1

PROSTORIA



MSRP

100	200	300	400	500	600	700	60	80
	\$4,140	\$4,295	\$4,460	\$4,625	\$4,795	\$4,960	-	-

DIMENSIONS

W	D	H
31.5"	38.2"	16.5"

SABOT MODULAR SOFA BASE 04, MODULES 1SEATER + DEEP SEAT, LEGS 4 × L1

PROSTORIA

MSRP

100	200	300	400	500	600	700	60	80
	\$7,020	\$7,320	\$7,655	\$7,990	\$8,325	\$8,655	-	-

DIMENSIONS

W	D	H
63"	38.2"	29.5"

Co-Seating / Co-Working

SABOT MODULAR SOFA BASE 05, MODULES 1SEATER + DEEP SEAT + PLANTER, LEGS 4 × L1 PROSTORIA

MSRP								
100	200	300	400	500	600	700	60	80
	\$7,870	\$8,170	\$8,505	\$8,840	\$9,175	\$9,505	-	-

DIMENSIONS		
W	D	H
73.6"	38.2"	29.5"

SABOT MODULAR SOFA BASE 05, MODULES 1SEATER + DEEP SEAT + ARMREST, LEGS 4 × L1 PROSTORIA

MSRP								
100	200	300	400	500	600	700	60	80
	\$8,450	\$8,815	\$9,225	\$9,630	\$10,035	\$10,440	-	-

DIMENSIONS		
W	D	H
73.6"	38.2"	29.5"

SABOT MODULAR SOFA BASE 06, MODULES 1SEATER + DEEP SEAT + ARMREST + PLANTER, LEGS 4 × L1 PROSTORIA

MSRP								
100	200	300	400	500	600	700	60	80
	\$9,135	\$9,500	\$9,905	\$10,315	\$10,720	\$11,130	-	-

DIMENSIONS		
W	D	H
84.5"	38.2"	29.5"

SABOT MODULAR SOFA BASE 06, MODULES 1SEATER + DEEP SEAT + ARMREST + PLANTER, LEGS 4 × L1 PROSTORIA

MSRP								
100	200	300	400	500	600	700	60	80
	\$9,135	\$9,500	\$9,905	\$10,315	\$10,720	\$11,130	-	-

DIMENSIONS		
W	D	H
84.5"	38.2"	29.5"

C
O
K
C
0
0
2
0
4

Co-Seating / Co-Working

SABOT MODULAR SOFA

BASES 02 + 03, MODULES 1SEATER + DEEP SEAT + 2 × ARMREST + PLANTER, LEGS L3 + 4 × L1

PROSTORIA

MSRP								
100	200	300	400	500	600	700	60	80
	\$11,205	\$11,635	\$12,115	\$12,595	\$13,075	\$13,555	-	-
DIMENSIONS								
W		D				H		
94.9"		38.2"				29.5"		

SABOT MODULAR SOFA

BASES 01 + 04, MODULES 2 × 1SEATER + DEEP SEAT, LEGS L3 + 4 × L1

PROSTORIA

MSRP								
100	200	300	400	500	600	700	60	80
	\$10,845	\$11,295	\$11,795	\$12,295	\$12,795	\$13,295	-	-
DIMENSIONS								
W		D				H		
94.5"		38.2"				29.5"		

SABOT MODULAR SOFA

BASES 04 + 02, MODULES 2 × 1SEATER + DEEP SEAT + ARMREST, LEGS L3 + 4 × L1

PROSTORIA

MSRP								
100	200	300	400	500	600	700	60	80
	\$12,125	\$12,640	\$13,215	\$13,790	\$14,365	\$14,940	-	-
DIMENSIONS								
W		D				H		
105"		38.2"				29.5"		

SABOT MODULAR SOFA

BASES 04 + 02, MODULES 2 × 1SEATER + DEEP SEAT + PLANTER, LEGS L3 + 4 × L1

PROSTORIA

MSRP								
100	200	300	400	500	600	700	60	80
	\$11,550	\$12,000	\$12,500	\$13,000	\$13,500	\$14,000	-	-
DIMENSIONS								
W		D				H		
105"		38.2"				29.5"		

C
O
K
C
0
0
2
0
4

Co-Seating / Co-Working

SABOT MODULAR SOFA

BASES 04 + 03, MODULES 2 × 1SEATER + DEEP SEAT + ARMREST + PLANTER, LEGS L3 + 4 × L1

PROSTORIA

MSRP								
100	200	300	400	500	600	700	60	80
	\$12,800	\$13,315	\$13,890	\$14,460	\$15,035	\$15,610	-	-
DIMENSIONS								
W		D				H		
115.7"		38.2"				29.5"		

SABOT MODULAR SOFA

BASES 05 + 02, MODULES 2 × 1SEATER + DEEP SEAT + ARMREST + PLANTER, LEGS L3 + 3 × L1 + L2

PROSTORIA

MSRP								
100	200	300	400	500	600	700	60	80
	\$13,520	\$14,040	\$14,610	\$15,185	\$15,760	\$16,335	-	-
DIMENSIONS								
W		D				H		
115.7"		38.2"				29.5"		

SABOT MODULAR SOFA

BASES 05 + 02, MODULES 3 × 1SEATER + 2 × ARMREST, LEGS L3 + 4 × L1

PROSTORIA

MSRP								
100	200	300	400	500	600	700	60	80
	\$13,980	\$14,565	\$15,215	\$15,860	\$16,505	\$17,155	-	-
DIMENSIONS								
W		D				H		
115.7"		38.2"				29.5"		

SABOT MODULAR SOFA

BASES 05 + 03, MODULES 2 × 1SEATER + DEEP SEAT + 2 × ARMREST + PLANTER, LEGS L3 + 4 × L1

PROSTORIA

MSRP								
100	200	300	400	500	600	700	60	80
	\$14,225	\$14,810	\$15,455	\$16,105	\$16,750	\$17,400	-	-
DIMENSIONS								
W		D				H		
126.4"		38.2"				29.5"		

C
O
K
C
0
0
2
0
4

Co-Seating / Co-Working

SABOT MODULAR SOFA BASES 2 × 04, MODULES 2 × 1SEATER + 2 × DEEP SEAT, LEGS L3 + 4 × L1 PROSTORIA

MSRP								
100	200	300	400	500	600	700	60	80
	\$13,295	\$13,895	\$14,560	\$15,225	\$15,890	\$16,560	-	-
DIMENSIONS								
W		D				H		
126"		38.2"				29.5"		

SABOT MODULAR SOFA BASES 05 + 04, MODULES 2 × 1SEATER + 2 × DEEP SEAT + PLANTER, LEGS L3 + 4 × L1 PROSTORIA

MSRP								
100	200	300	400	500	600	700	60	80
	\$14,145	\$14,745	\$15,410	\$16,080	\$16,745	\$17,410	-	-
DIMENSIONS								
W		D				H		
136.6"		38.2"				29.5"		

SABOT MODULAR SOFA BASES 05 + 04, MODULES 2 × 1SEATER + 2 × DEEP SEAT + ARMREST, LEGS L3 + 4 × L1 PROSTORIA

MSRP								
100	200	300	400	500	600	700	60	80
	\$14,720	\$15,385	\$16,125	\$16,865	\$17,605	\$18,345	-	-
DIMENSIONS								
W		D				H		
136.6"		38.2"				29.5"		

SABOT MODULAR SOFA BASES 2 × 05, MODULES 2 × 1SEATER + 2 × DEEP SEAT + 2 × ARMREST, LEGS L3 + 4 × L1 PROSTORIA

MSRP								
100	200	300	400	500	600	700	60	80
	\$16,145	\$16,880	\$17,695	\$18,505	\$19,320	\$20,135	-	-
DIMENSIONS								
W		D				H		
136.6"		38.2"				29.5"		

Co-Seating / Co-Working

SABOT MODULAR SOFA

BASES 2 × 05, MODULES 2 × 1SEATER + 2 × DEEP SEAT + ARMREST + PLANTER, LEGS L3 + 4 × L1

PROSTORIA

MSRP								
100	200	300	400	500	600	700	60	80
	\$15,570	\$16,240	\$16,980	\$17,715	\$18,460	\$19,200	-	-
DIMENSIONS								
W		D				H		
136.6"		38.2"				29.5"		

SABOT MODULAR SOFA

BASES 06 + 05, MODULES 2 × 1SEATER + 2 × DEEP SEAT + 2 × ARMREST + PLANTER, LEGS L3 + 4 × L1L1 + L2

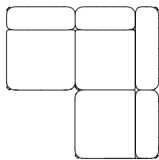
PROSTORIA

MSRP								
100	200	300	400	500	600	700	60	80
	\$16,835	\$17,565	\$18,380	\$19,195	\$20,005	\$20,820	-	-
DIMENSIONS								
W		D				H		
157.9"		38.2"				29.5"		

SABOT MODULAR SOFA

BASES 2 × 01 + 07, MODULES 2 × 1SEATER + CORNER, LEGS L4 + 4 × L1

PROSTORIA



MSRP								
100	200	300	400	500	600	700	60	80
	\$13,610	\$14,145	\$14,735	\$15,325	\$15,915	\$16,510	-	-
DIMENSIONS								
W		D				H		
69.7"		69.7"				29.5"		

SABOT MODULAR SOFA

BASES 02 + 01 + 07, MODULES 2 × 1SEATER + CORNER + ARMREST, LEGS L4 + 4 × L1

PROSTORIA

MSRP								
100	200	300	400	500	600	700	60	80
	\$14,890	\$15,490	\$16,155	\$16,820	\$17,485	\$18,150	-	-
DIMENSIONS								
W		D				H		
69.7"		80.3"				29.5"		

C
O
K
C
0
0
2
0
4

Co-Seating / Co-Working

SABOT MODULAR SOFA

BASES 2 × 02 + 07, MODULES 2 × 1SEATER + CORNER + 2 × ARMREST, LEGS L4 + 4 × L1

PROSTORIA

MSRP								
100	200	300	400	500	600	700	60	80
	\$16,175	\$16,840	\$17,575	\$18,315	\$19,050	\$19,790	-	-
DIMENSIONS								
W		D				H		
101.2"		69.7"				29.5"		

SABOT MODULAR SOFA

BASES 01 + 07 + 04, MODULES 2 × 1SEATER + CORNER + DEEP SEAT, LEGS L4 + 4 × L1

PROSTORIA

MSRP								
100	200	300	400	500	600	700	60	80
	\$16,060	\$16,740	\$17,500	\$18,255	\$19,015	\$19,775	-	-
DIMENSIONS								
W		D				H		
101.2"		69.7"				29.5"		

SABOT MODULAR SOFA

BASES 05 + 07 + 01, MODULES 3 × 1SEATER + CORNER + ARMREST, LEGS L4 + 4 × L1

PROSTORIA

MSRP								
100	200	300	400	500	600	700	60	80
	\$17,915	\$18,665	\$19,500	\$20,330	\$21,160	\$21,990	-	-
DIMENSIONS								
W		D				H		
111.8"		101.2"				29.5"		

SABOT MODULAR SOFA

BASES 2 × 04 + 07, MODULES 3 × 1SEATER + CORNER + DEEP SEAT, LEGS L4 + 4 × L1

PROSTORIA

MSRP								
100	200	300	400	500	600	700	60	80
	\$18,940	\$19,770	\$20,695	\$21,620	\$22,545	\$23,470	-	-
DIMENSIONS								
W		D				H		
101.2"		101.2"				29.5"		

C
O
K
C
0
0
2
0
4

Co-Seating / Co-Working

SABOT MODULAR SOFA

BASES 04 + 07 + 02, MODULES 3 × 1SEATER + CORNER + ARMREST, LEGS L4 + 4 × L1

PROSTORIA

MSRP								
100	200	300	400	500	600	700	60	80
-	\$17,770	\$18,520	\$19,350	\$20,185	\$21,015	\$21,875	-	-
DIMENSIONS								
W			D			H		
101.2"			80.3"			29.5"		

SABOT MODULAR SOFA

BASES 05 + 07 + 02, MODULES 3 × 1SEATER + CORNER + 2 × ARMREST, LEGS L4 + 4 × L1

PROSTORIA

MSRP								
100	200	300	400	500	600	700	60	80
-	\$19,200	\$20,015	\$20,920	\$21,820	\$22,730	\$23,635	-	-
DIMENSIONS								
W			D			H		
111.8"			80.3"			29.5"		

SABOT MODULAR SOFA

BASES 2 × 05 + 07, MODULES 4 × 1SEATER + CORNER + 2 × ARMREST, LEGS L4 + 4 × L1

PROSTORIA

MSRP								
100	200	300	400	500	600	700	60	80
-	\$22,220	\$23,185	\$24,260	\$25,330	\$26,405	\$27,475	-	-
DIMENSIONS								
W			D			H		
111.8"			111.8"			29.5"		

SABOT MODULAR SOFA

BASES 05 + 07 + 04, MODULES 3 × 1SEATER + CORNER + ARMREST + DEEP SEAT, LEGS L4 + 3 × L1 + L2

PROSTORIA

MSRP								
100	200	300	400	500	600	700	60	80
-	\$20,910	\$21,810	\$22,805	\$23,805	\$24,805	\$25,800	-	-
DIMENSIONS								
W			D			H		
111.8"			101.2"			29.5"		

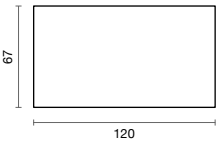
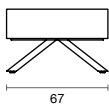
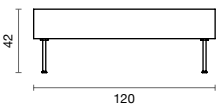
C
O
K
C
0
0
2
0
4

Co-Seating / Co-Working

C
O
K
C
O
2
0
4

SIMPLE MODULES POUF 120 - SP120

B&T

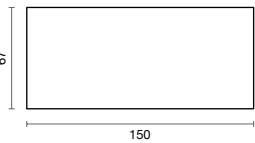
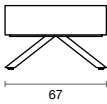
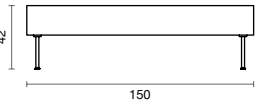


2 yd 32 sq.ft

MSRP				
COM	CLASS A	CLASS B	CLASS C	Real Leather
\$1,355	\$1,395	\$1,580	\$1,805	\$2,140
DIMENSIONS				
W	D	H		
47,2"	26,4"	16.5"		

SIMPLE MODULES POUF 150 - SP150

B&T


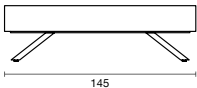


4 yd 54 sq.ft

MSRP				
COM	CLASS A	CLASS B	CLASS C	Real Leather
\$1,465	\$1,515	\$1,720	\$1,970	\$2,390
DIMENSIONS				
W	D	H		
59"	26,4"	16.5"		

SIMPLE MODULES DOUBLE POUF 120 - SDP120

B&T



3 yd 43 sq.ft

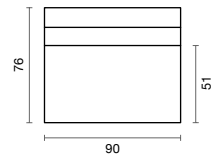
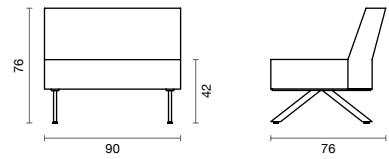
MSRP				
COM	CLASS A	CLASS B	CLASS C	Real Leather
\$1,995	\$2,060	\$2,290	\$2,565	\$3,070
DIMENSIONS				
W	D	H		
47,2"	57"	16.5"		

Co-Seating / Co-Working

SIMPLE MODULES

STRAIGHT MODULE 90 - SS90

B&T



3 yd 32 sq.ft

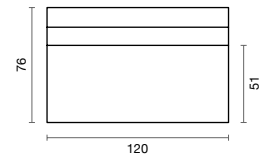
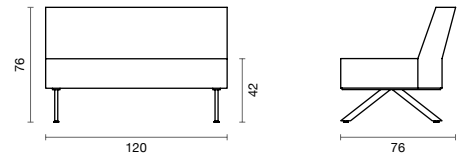
MSRP				
COM	CLASS A	CLASS B	CLASS C	Real Leather
\$1,710	\$1,765	\$1,980	\$2,230	\$2,470

DIMENSIONS		
W	D	H
35.4"	30"	30"

SIMPLE MODULES

STRAIGHT MODULE 120 - SS120

B&T



3 yd 49 sq.ft

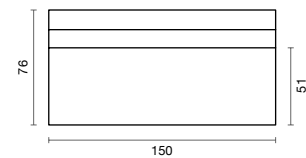
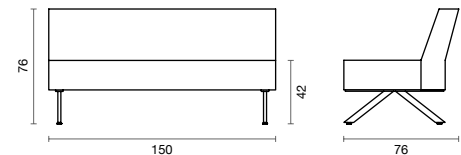
MSRP				
COM	CLASS A	CLASS B	CLASS C	Real Leather
\$1,980	\$2,040	\$2,320	\$2,645	\$3,155

DIMENSIONS		
W	D	H
47.2"	30"	30"

SIMPLE MODULES

STRAIGHT MODULE 150 - SS150

B&T



4 yd 54 sq.ft

MSRP				
COM	CLASS A	CLASS B	CLASS C	Real Leather
\$2,210	\$2,275	\$2,590	\$2,965	\$3,505

DIMENSIONS		
W	D	H
59"	30"	30"

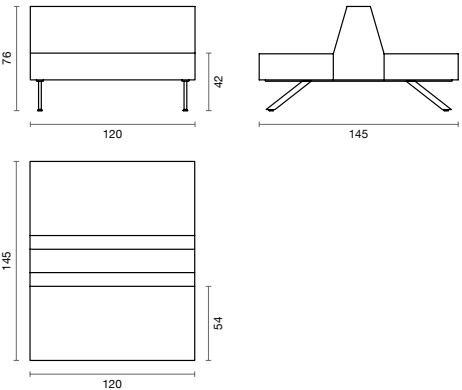
Co-Seating / Co-Working

C
O
K
C
0
0
2
0
4

SIMPLE MODULES

DOUBLE STRAIGHT MODULE 120 - SDS120

B&T



4 yd 65 sq.ft

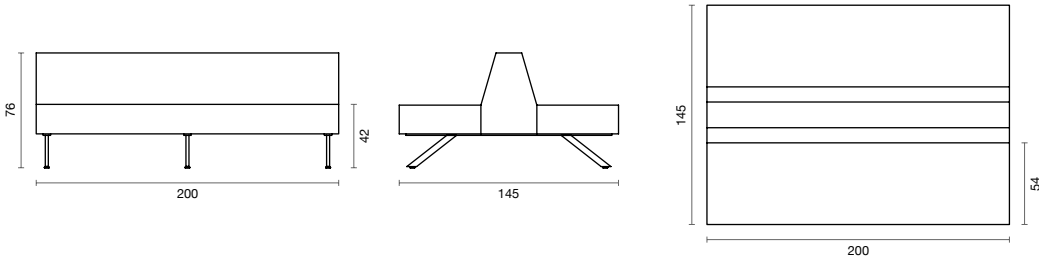
MSRP				
COM	CLASS A	CLASS B	CLASS C	Real Leather
\$2,960	\$3,045	\$3,400	\$3,825	\$4,570

DIMENSIONS			
W	D	H	
47,2"	57"	30"	

SIMPLE MODULES

DOUBLE STRAIGHT MODULE 200 - SDS200

B&T



7 yd 97 sq.ft

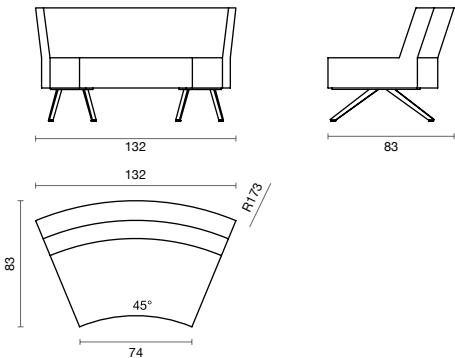
MSRP				
COM	CLASS A	CLASS B	CLASS C	Real Leather
\$4,180	\$4,310	\$4,860	\$5,525	\$6,540

DIMENSIONS			
W	D	H	
78.7"	57"	30"	

SIMPLE MODULES

CURVE MODULE 132 - 45° CONCAVE - CVR173

B&T



4 yd 54 sq.ft

MSRP				
COM	CLASS A	CLASS B	CLASS C	Real Leather
\$2,515	\$2,590	\$2,895	\$3,260	\$3,830

DIMENSIONS			
W	D	H	
52"	32.7"	30"	

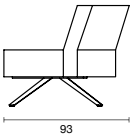
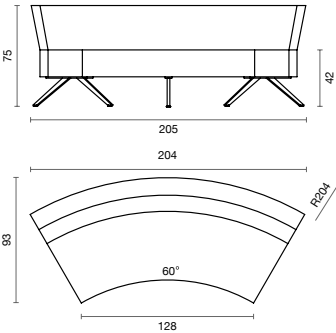
Co-Seating / Co-Working

C
O
K
C
O
2
0
4

SIMPLE MODULES

CURVE MODULE 205 - 60° CONCAVE - CVR204

B&T



MSRP				
COM	CLASS A	CLASS B	CLASS C	Real Leather
\$3,780	\$3,900	\$4,360	\$4,910	\$5,585

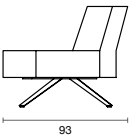
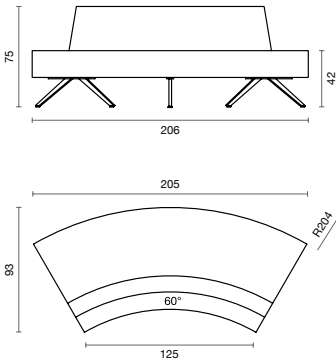
DIMENSIONS		
W	D	H
50.3"	36.6"	30"

6 yd 76 sq.ft

SIMPLE MODULES

CURVE MODULE 205 - 60° CONVEX- CXR204

B&T



MSRP				
COM	CLASS A	CLASS B	CLASS C	Real Leather
\$3,605	\$3,715	\$4,175	\$4,725	\$5,395

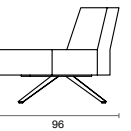
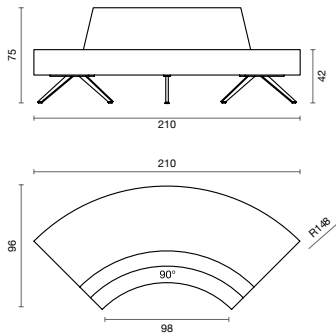
DIMENSIONS		
W	D	H
80.7"	36.6"	30"

6 yd 76 sq.ft

SIMPLE MODULES

CURVE MODULE 210 - 90° CONVEX- CXR148

B&T



MSRP				
COM	CLASS A	CLASS B	CLASS C	Real Leather
\$3,835	\$3,955	\$4,460	\$5,065	\$5,740

DIMENSIONS		
W	D	H
82.7"	37.8"	30"

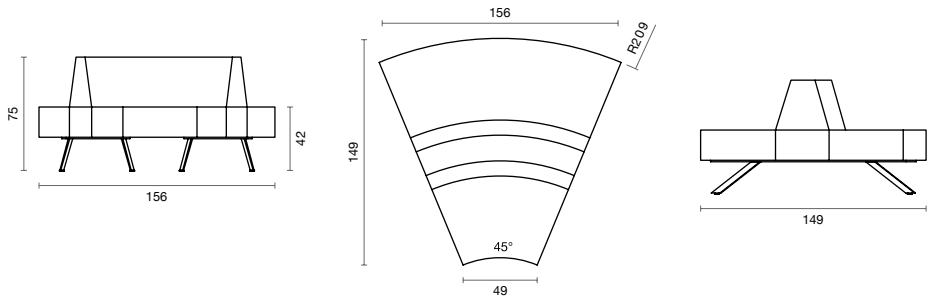
6 yd 81 sq.ft

Co-Seating / Co-Working

SIMPLE MODULES

DOUBLE CURVE 156 - 45° CONCAVE- CVR209S

B&T



5 yd 70 sq.ft

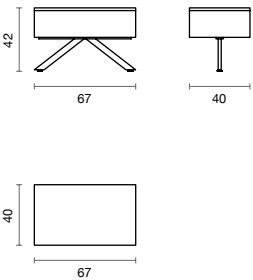
MSRP				
COM	CLASS A	CLASS B	CLASS C	Real Leather
\$4,190	\$4,315	\$4,715	\$5,185	\$5,930

DIMENSIONS		
W	D	H
61.4"	58.6"	30"

SIMPLE MODULES

SINGLE SIDE TABLE - SS40

B&T



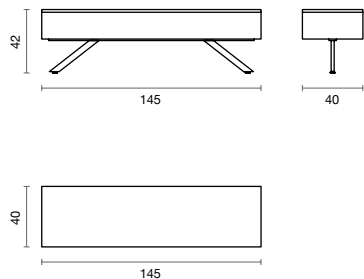
MSRP					
	COM	CLASS A	CLASS B	CLASS C	Real Leather
LAMINATE	\$835	\$860	\$950	\$1,060	\$1,265
LACQUER	\$845	\$870	\$965	\$1,075	\$1,275
VENEER	\$890	\$920	\$1,010	\$1,120	\$1,325
FENIX	\$965	\$995	\$1,090	\$1,200	\$1,400

DIMENSIONS		
W	D	H
26.4"	15.7"	16.5"

SIMPLE MODULES

DOUBLE SIDE TABLE - SD40

B&T



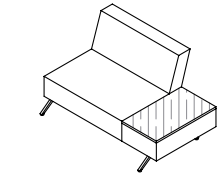
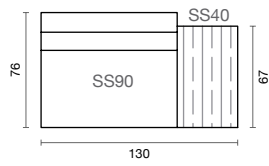
MSRP					
	COM	CLASS A	CLASS B	CLASS C	Real Leather
LAMINATE	\$1,420	\$1,465	\$1,740	\$2,070	\$2,745
LACQUER	\$1,445	\$1,490	\$1,765	\$2,095	\$2,770
VENEER	\$1,530	\$1,580	\$1,855	\$2,185	\$2,860
FENIX	\$1,715	\$1,765	\$2,045	\$2,375	\$3,050

DIMENSIONS		
W	D	H
57"	15.7"	16.5"

Co-Seating / Co-Working

SIMPLE CONFIGURATIONS PLAN 01

B&T



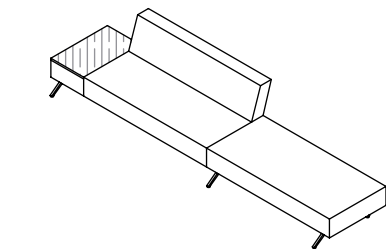
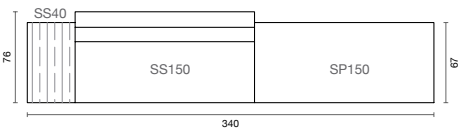
4 yd 50 sq.ft

MSRP				
COM	CLASS A	CLASS B	CLASS C	Real Leather
\$1,710+SS40	\$1,765+SS40	\$1,980+SS40	\$2,230+SS40	\$2,470+SS40

DIMENSIONS			
W	D	H	
51.2"	30"	30"	

SIMPLE CONFIGURATIONS PLAN 02

B&T



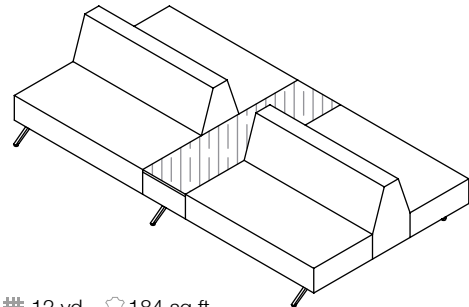
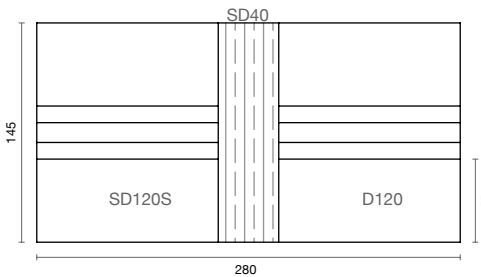
7 yd 109 sq.ft

MSRP				
COM	CLASS A	CLASS B	CLASS C	Real Leather
\$3,680+SS40	\$3,790+SS40	\$4,310+SS40	\$4,935+SS40	\$5,895+SS40

DIMENSIONS			
W	D	H	
133,8"	30"	30"	

SIMPLE CONFIGURATIONS PLAN 03

B&T



12 yd 184 sq.ft

MSRP				
COM	CLASS A	CLASS B	CLASS C	Real Leather
\$5,915+SD40	\$6,095+SD40	\$6,805+SD40	\$7,645+SD40	\$9,140+SD40

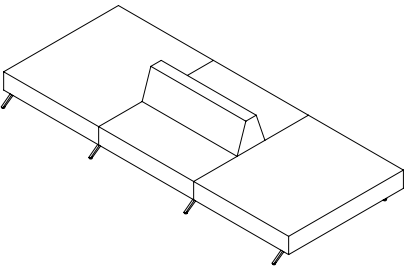
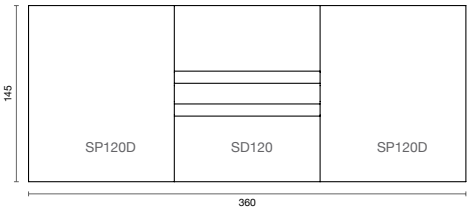
DIMENSIONS			
W	D	H	
110,2"	57"	30"	

C
O
K
C
0
0
2
0
4

Co-Seating / Co-Working

SIMPLE CONFIGURATIONS PLAN 04

B&T



10 yd 151 sq.ft

MSRP

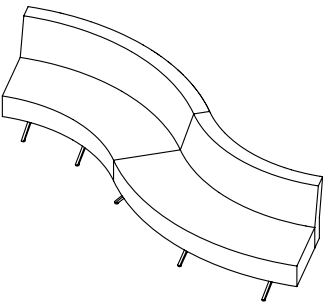
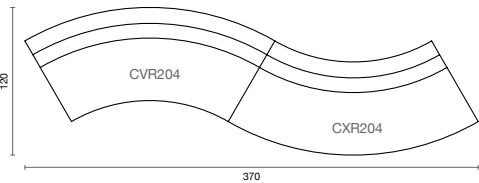
COM	CLASS A	CLASS B	CLASS C	Real Leather
\$6,950	\$7,165	\$7,980	\$8,950	\$10,710

DIMENSIONS

W	D	H
141,7"	57"	30"

SIMPLE CONFIGURATIONS PLAN 05

B&T



11 yd 151 sq.ft

MSRP

COM	CLASS A	CLASS B	CLASS C	Real Leather
\$7,385	\$7,615	\$8,535	\$9,635	\$10,980

DIMENSIONS

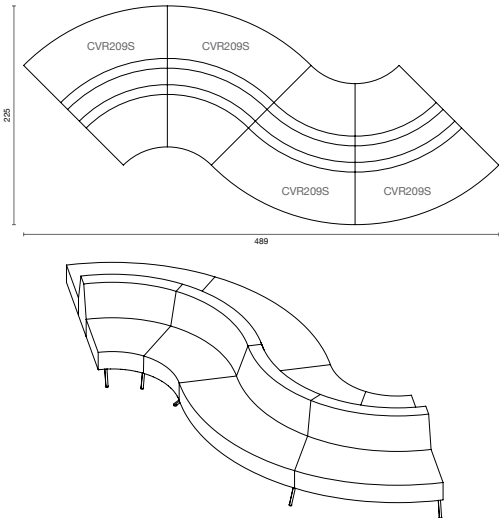
W	D	H
145,6"	47,2"	30"

C
O
K
C
O
O
2
0
4

Co-Seating / Co-Working

SIMPLE CONFIGURATIONS PLAN 06

B&T

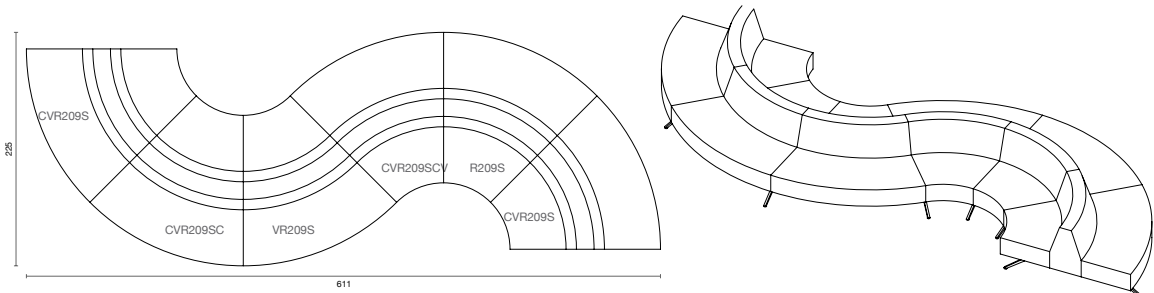


19 yd 281 sq.ft

MSRP				
COM	CLASS A	CLASS B	CLASS C	Real Leather
\$16,755	\$17,270	\$18,850	\$20,745	\$23,720
DIMENSIONS				
W	D	H		
192,5"	88,5"	30"		

SIMPLE CONFIGURATIONS PLAN 07

B&T



28 yd 421 sq.ft

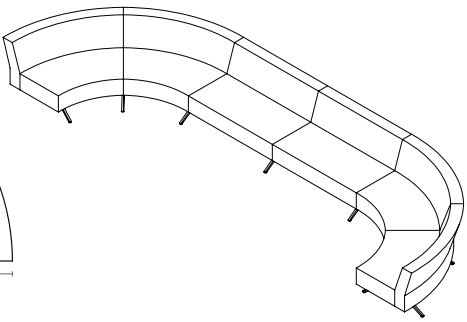
MSRP				
COM	CLASS A	CLASS B	CLASS C	Real Leather
\$25,130	\$25,900	\$28,275	\$31,120	\$35,575
DIMENSIONS				
W	D	H		
240,5"	88,5"	30"		

C
O
K
C
O
2
0
4

Co-Seating / Co-Working

SIMPLE CONFIGURATIONS PLAN 08

B&T



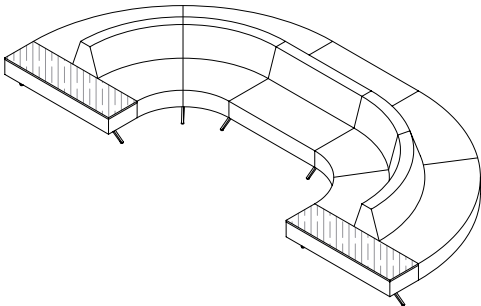
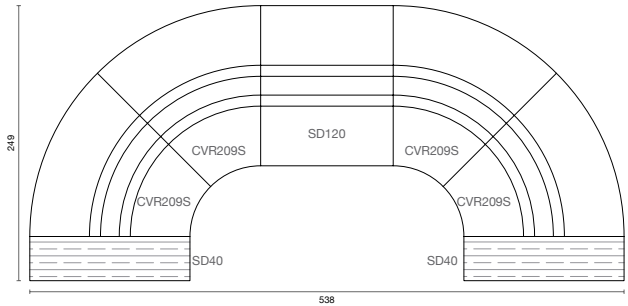
21 yd 313 sq.ft

MSRP				
COM	CLASS A	CLASS B	CLASS C	Real Leather
\$14,015	\$14,445	\$16,220	\$18,330	\$21,635

DIMENSIONS			
W	D	H	
230,7"	68"	30"	

SIMPLE CONFIGURATIONS PLAN 09

B&T



30 yd 454 sq.ft

MSRP				
COM	CLASS A	CLASS B	CLASS C	Real Leather
\$19,710+2SD40	\$20,315+2SD40	\$22,250+2SD40	\$24,570+2SD40	\$28,290+2SD40

DIMENSIONS			
W	D	H	
211,8"	98"	30"	

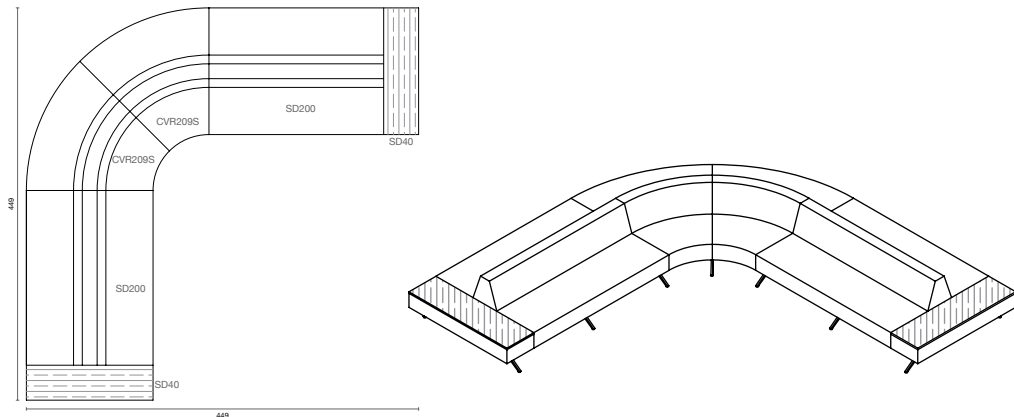
C
O
K
C
O
O
2
0
4

Co-Seating / Co-Working

C
O
K
C
O
O
2
0
4

SIMPLE CONFIGURATIONS PLAN 10

B&T

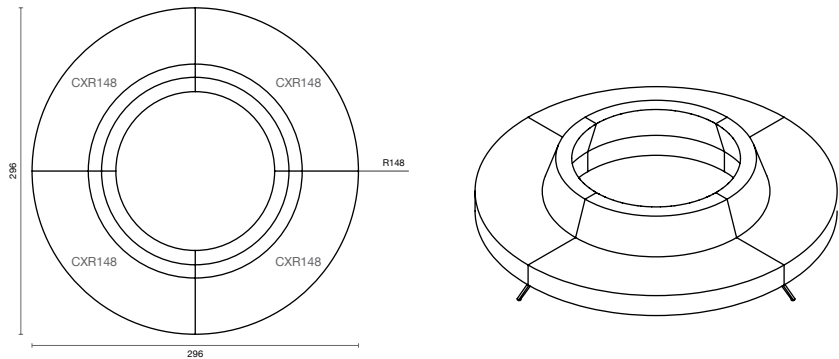


25 yd 369 sq.ft

MSRP				
COM	CLASS A	CLASS B	CLASS C	Real Leather
\$16,735+2SD40	\$17,250+2SD40	\$19,150+2SD40	\$21,425+2SD40	\$24,940+2SD40
DIMENSIONS				
W	D	H		
176,8"	176,8"	30"		

SIMPLE CONFIGURATIONS PLAN 11

B&T



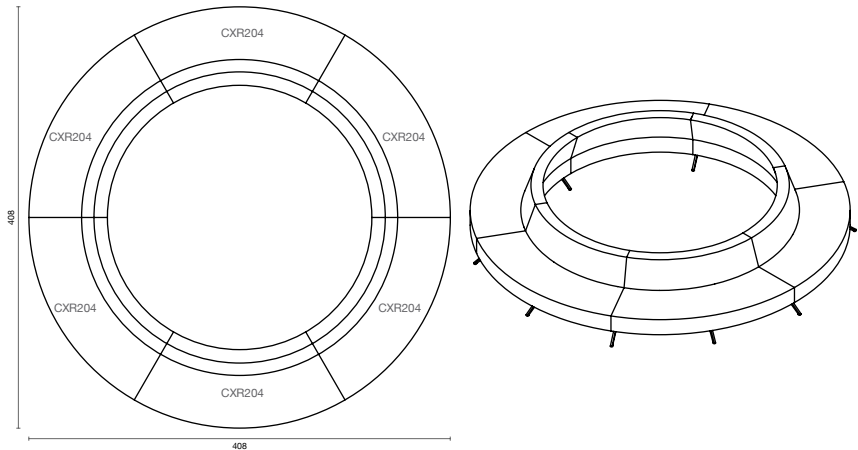
24 yd 324 sq.ft

MSRP				
COM	CLASS A	CLASS B	CLASS C	Real Leather
\$15,345	\$15,815	\$17,840	\$20,270	\$22,965
DIMENSIONS				
W	D	H		
116,5"	116,5"	30"		

Co-Seating / Co-Working

SIMPLE CONFIGURATIONS PLAN 12

B&T



33 yd 454 sq.ft

MSRP				
COM	CLASS A	CLASS B	CLASS C	Real Leather
\$21,625	\$22,280	\$25,045	\$28,345	\$32,375
DIMENSIONS				
W	D	H		
160,6"	160,6"	30"		

C
O
K
C
O
O
2
0
4

BENCH

SORBE OUTDOOR POUF

B&T

MSRP					
	COM	CLASS A	CLASS B	CLASS C	Protective Cover
Square L	\$3,855	\$3,975	\$4,280	\$4,650	\$475
Square S	\$2,660	\$2,745	\$2,955	\$3,205	\$315
Round	\$4,115	\$4,245	\$4,630	\$5,095	\$515

DIMENSIONS				
	W	D	H	SW
Square L	36"	36"	16.5"	36"
Square S	24"	24"	16.5"	24"
Round	47"	47"	16.5"	47"

#

 3 yd

#


 2 yd

#

 3 yd

Bavul bench & bed

Bavul bench & bed SITTING HEIGHT 47 CM PROSTORIA




MSRP									
100	200	300	400	500	600	700	60	80	
-	\$4,910	\$5,390	\$5,925	\$6,460	\$7,000	\$7,535	-	-	

DIMENSIONS		
W	D	H
74.4"	17,3"	18.5"

bavul is available in one type of fabric and a range of three colours

Bavul bench & bed SITTING HEIGHT 47 CM PROSTORIA



DIMENSIONS		
W	D	H
74.4"	34.6"	9.8"

decorative belts are made of black or brown aniline leather crust 2,2 mm thick; the shade of leather may vary due to the nature of aniline leather

BENCH

ELUSIVE OUTDOOR BENCH

B&T

MSRP

	CERAMIC	IROKO
47 X 16	x	\$2,965
63 X 16	x	\$3,390
79 X 16	x	\$4,035

DIMENSIONS

H	S"
18"	47 x 16
18"	63 x 16
18"	79 x 16

- 247 sq.ft 14 kg.
- 333 sq.ft 30 kg.
- 409 sq.ft 35,5 kg.

JOS BENCH

BABEL D

MSRP

METAL
\$1,435

DIMENSIONS

W	D	H
41,3"	18.1"	21.7"

JOS CUSHION BENCH


BABEL D

MSRP

CHAIR CUSHION
\$345

MONK BENCH

PROSTORIA



MSRP

	OAK / ASH	WALNUT
71 x 17"	\$2,515	\$2,840
79 x 17"	\$2,730	\$3,155
94.5 x 17" *	\$3,080	\$3,580

DIMENSIONS


H
17.7"

* 94" has an additional central leg for load bearing purposes

BENCH

MONK CUSHION BENCH

PROSTORIA



MSRP									
180 x 43									
100	200	300	400	500	600	700	60	80	
-	\$680	\$745	\$820	\$895	\$965	\$1,035	\$1,200	\$1,445	
200 x 43									
100	200	300	400	500	600	700	60	80	
-	\$720	\$790	\$870	\$955	\$1,030	\$1,115	\$1,290	\$1,565	
240 x 43									
100	200	300	400	500	600	700	60	80	
-	\$750	\$840	\$935	\$1,030	\$1,130	\$1,225	\$1,415	\$1,740	

NOVA

KOLLEKTIFF

MSRP			
ALL METAL		PAD	
\$ 1,595		\$ 495	
DIMENSIONS			
W	D	H	SH
54.7"	25"	27.9"	15.7"

ROSA

KOLLEKTIFF

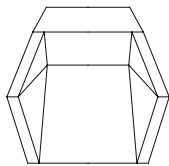
MSRP			
ALL METAL		PAD	
\$ 1,625		\$ 490	
DIMENSIONS			
W	D	H	SH
63"	28"	30"	15"

SOFA COLLECTION

3angle

armchair

PROSTORIA




MSRP								
100	200	300	400	500	600	700	60	80
-	\$4,870	\$5,075	\$5,300	\$5,520	\$5,750	\$5,970	\$8,205	\$9,200
DIMENSIONS								
W			D			H		
39.3"			33.8"			33.8"		

3angle

2seater sofa

PROSTORIA

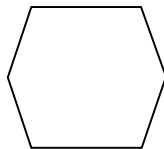


MSRP								
100	200	300	400	500	600	700	60	80
-	\$6,510	\$6,795	\$7,115	\$7,430	\$7,745	\$8,060	\$10,920	\$12,355
DIMENSIONS								
W			D			H		
62.9"			33.8"			33.8"		

3angle

pouf

PROSTORIA

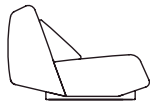


MSRP								
100	200	300	400	500	600	700	60	80
-	\$1,775	\$1,880	\$1,995	\$2,110	\$2,230	\$2,345	\$3,065	\$3,565
DIMENSIONS								
W			D			H		
33.4"			29.5"			16.5"		

Absent Modular Sofa

seat s + backrest

PROSTORIA



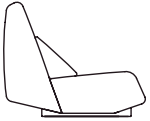
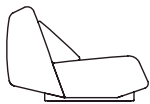
MSRP								
LOW								
100	200	300	400	500	600	700	60	80
-	\$4,055	\$4,365	\$4,710	\$5,055	\$5,400	\$5,745	-	-
HIGH								
100	200	300	400	500	600	700	60	80
-	\$4,440	\$4,775	\$5,150	\$5,520	\$5,895	\$6,265	-	-
DIMENSIONS								
W			D			H		
35.4"			45.2"			29.5"		
						35.4"		

SOFA COLLECTION

Absent Modular Sofa

seat m + backrest

PROSTORIA



MSRP								
LOW								
100	200	300	400	500	600	700	60	80
-	\$4,280	\$4,595	\$4,940	\$5,375	\$5,640	\$5,000	-	-
HIGH								
100	200	300	400	500	600	700	60	80
-	\$4,685	\$5,025	\$5,400	\$5,780	\$6,155	\$6,535	-	-
DIMENSIONS								
W		D				H		
35.4"		49.2"				29.5"		
						35.4"		

Absent Modular Sofa

SEAT L + BACKREST

PROSTORIA

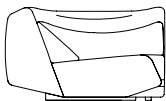


MSRP								
LOW								
100	200	300	400	500	600	700	60	80
-	\$5,275	\$5,650	\$6,070	\$6,490	\$6,915	\$7,335	-	-
HIGH								
100	200	300	400	500	600	700	60	80
-	\$5,655	\$6,060	\$6,510	\$6,960	\$7,410	\$7,860	-	-
DIMENSIONS								
W		D				H		
35.4"		72.8"				29.5"		
						35.4"		

Absent Modular Sofa

CORNER S LOW

PROSTORIA



MSRP								
LOW								
100	200	300	400	500	600	700	60	80
-	\$4,945	\$5,310	\$5,710	\$6,110	\$6,510	\$6,910	-	-
DIMENSIONS								
W		D				H		
45.2"		45.2"				29.5"		

Absent Modular Sofa

POUF

PROSTORIA



MSRP								
LOW								
100	200	300	400	500	600	700	60	80
-	\$1,940	\$2,055	\$2,185	\$2,315	\$2,440	\$2,570	-	-
DIMENSIONS								
W		D				H		
35.4"		31.4"				13.7"		

- every seat comes with decorative cushion filled with feather
- corner modules are the only modules that come with backrest and seat together

C
O
K
C
0
0
2
0
4

SOFA COLLECTION

BOB

B&T

MSRP

	COM	A	B	C	Real Leather
SINGLE	\$2,205	\$2,275	\$2,800	\$3,425	\$4,380
SINGLE S	\$2,780	\$2,875	\$3,400	\$4,025	\$4,990
DOUBLE	\$3,770	\$3,885	\$4,675	\$5,615	\$7,055
TRIPLE	\$4,040	\$4,165	\$5,000	\$6,000	\$7,530

DIMENSIONS

	W	D	H	Seat depth	Seat height	Arm height
SINGLE	29.1"	33.4"	29.9"	21.2"	16.1"	22.8"
SINGLE S	29.1"	33.4"	29.9"	21.2"	16.1"	22.8"
DOUBLE	64.5"	33.4"	29.9"	21.2"	16.1"	22.8"
TRIPLE	76.3"	33.4"	29.9"	21.2"	16.1"	22.8"

6 yd 81 sq.ft 20 kg.
6 yd 81 sq.ft 22 kg.
8 yd 122 sq.ft 27 kg.
9 yd 130 sq.ft 32 kg.

BOOM SINGLE

B&T

MSRP

COM	A	B	C	Real Leather
\$ 3,100	\$ 3,200	\$ 3,790	\$ 4,500	\$ 6,230

DIMENSIONS

W	D	H	Seat depth	Seat height	Arm height
35.6"	37.4"	27.1"	29.9"	16.5"	21.6"

6 yd 97 sq.ft 18 kg.

BOOM SOFA

B&T

MSRP

	COM	A	B	C	Real Leather
Sofa 160	\$4,340	\$4,475	\$5,450	\$6,615	\$9,065
Sofa180	\$4,730	\$4,880	\$5,975	\$7,285	\$9,515
Sofa 200	\$5,095	\$5,250	\$6,475	\$7,930	\$10,615
Sofa 240	\$5,645	\$5,820	\$7,165	\$8,775	\$11,915

DIMENSIONS

	W	D	H	Seat depth	Seat height	Arm height
Sofa 160	62.9"	37.7"	27.1"	29.1"	16.5"	21.6"
Sofa180	70.8"	37.7"	27.1"	29.1"	16.5"	21.6"
Sofa 200	78.7"	37.7"	27.1"	29.1"	16.5"	21.6"
Sofa 240	94.4"	37.7"	27.1"	29.1"	16.5"	21.6"

9 yd 146 sq.ft 28 kg.
10 yd 151 sq.ft 33 kg.
11 yd 173 sq.ft 37 kg.
12 yd 194 sq.ft 45 kg.

SOFA COLLECTION

BOOM CURVE SOFA

B&T

MSRP

	COM	A	B	C	Real Leather
Curved Sofa 180	\$5,385	\$5,550	\$6,770	\$8,225	\$10,455
Curved Sofa 240	\$6,550	\$6,750	\$8,340	\$10,245	\$13,380
Curved Sofa 300	\$7,980	\$8,225	\$10,065	\$12,265	\$15,855
Curved Sofa 360	\$9,300	\$9,590	\$11,795	\$14,430	\$18,020

DIMENSIONS

	W	D	H	Seat depth	Seat height	Arm height
Curved Sofa 180	70.8"	41.3"	29.9"	21.2"	16.1"	22.1"
Curved Sofa 240	94.4"	46.4"	29.9"	21.2"	16.1"	22.1"
Curved Sofa 300	118.1"	52.3"	29.9"	21.2"	16.1"	22.1"
Curved Sofa 360	141.7"	60.6"	29.9"	21.2"	16.1"	22.1"

11 yd 162 sq.ft 38 kg.
14 yd 216 sq.ft 44 kg.
17 yd 248 sq.ft 50 kg.
20 yd 281 sq.ft 56 kg.

BOOM POUF

B&T

MSRP

	COM	A	B	C	Real Leather
Pouf Ø65	\$1,040	\$1,070	\$1,185	\$1,325	\$1,495
Pouf 65x65	\$1,185	\$1,225	\$1,415	\$1,650	\$1,930
Pouf Ø95	\$1,500	\$1,545	\$1,720	\$1,930	\$2,190
Pouf 95x65	\$1,410	\$1,455	\$1,680	\$1,945	\$2,270
Pouf Ø125	\$2,035	\$2,100	\$2,310	\$2,565	\$2,870
Pouf 125x65	\$1,625	\$1,675	\$1,970	\$2,325	\$2,755

DIMENSIONS

	W	D	H	Seat depth	Seat height	Arm height
Pouf Ø65	25.5"	25.5"	16.5"	21.2"	x	x
Pouf 65x65	25.5"	25.5"	16.5"	21.2"	x	x
Pouf Ø95	37.4"	37.4"	16.5"	21.2"	x	x
Pouf 95x65	37.4"	25.5"	16.5"	21.2"	x	x
Pouf Ø125	49.2"	49.2"	16.5"	21.2"	x	x
Pouf 125x65	49.2"	25.5"	16.5"	21.2"	x	x

1 yd 15 sq.ft 10 kg.
2 yd 23 sq.ft 12 kg.
2 yd 23 sq.ft 16 kg.
2 yd 27 sq.ft 16 kg.
2 yd 2.52 sq.ft 19 kg.
2.5 yd 3.5 sq.ft 20 kg.




C
O
K
C
0
0
2
0
4

SOFA COLLECTION

CLAP

OUTDOOR SOFA

B&T

Frame	Seat/Back
# 2 yd	# 2 yd  12 kg.
# 3 yd	# 2 yd  20 kg.
# 5 yd	# 2 yd  35 kg.


MSRP					
	COM	A	B	C	Protective Cover
Single	\$3,195	\$3,290	\$3,510	\$3,775	\$430
Double	\$5,955	\$6,140	\$6,580	\$7,105	\$675
Triple	\$8,275	\$8,530	\$8,965	\$9,490	\$920

DIMENSIONS						
	W	D	H	Seat depth	Seat height	Arm height
Single	30"	38.5"	31"	19"	21"	21"
Double	63"	38.5"	31"	19"	21"	21"
Triple	85"	38.5"	31"	19"	21"	21"

Classic Modular Sofa

1SEATER


PROSTORIA



MSRP									
83									
100	200	300	400	500	600	700	60	80	
-	\$3,110	\$3,280	\$3,760	\$4,325	\$4,720	\$5,110	\$6,225	\$7,495	
103									
100	200	300	400	500	600	700	60	80	
-	\$3,340	\$3,650	\$3,995	\$4,560	\$4,950	\$5,345	\$7,060	\$8,565	
DIMENSIONS									
	W	D				H			
83	32.6"	39.3"				30.3"			
103	40.5"	39.3"				30.3"			

Classic Modular Sofa 1SEATER + ARMREST (L/R)

PROSTORIA

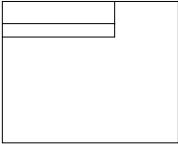


MSRP									
83									
100	200	300	400	500	600	700	60	80	
-	\$3,905	\$4,290	\$4,710	\$5,360	\$5,835	\$6,305	\$8,090	\$9,755	
103									
100	200	300	400	500	600	700	60	80	
-	\$4,140	\$4,520	\$4,945	\$5,595	\$6,065	\$6,540	\$9,000	\$10,910	
DIMENSIONS									
	W	D				H			
83	39.3"	39.3"				30.3"			
103	47.2"	39.3"				30.3"			

SOFA COLLECTION

Classic Modular Sofa 1SEATER EXTENDED (L/R)

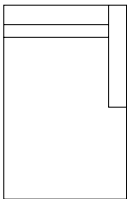
PROSTORIA



MSRP								
83								
100	200	300	400	500	600	700	60	80
-	\$3,910	\$4,265	\$4,655	\$5,125	\$5,530	\$5,940	\$8,280	\$9,995
103								
100	200	300	400	500	600	700	60	80
-	\$4,195	\$4,610	\$5,075	\$5,615	\$6,100	\$6,580	\$9,105	\$11,060
DIMENSIONS								
W			D			H		
83			48.4"			39.3"		
103			56.2"			39.3"		

Classic Modular Sofa CHAISE LOUNGE (L/R)

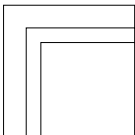
PROSTORIA



MSRP								
83								
100	200	300	400	500	600	700	60	80
-	\$4,675	\$5,100	\$5,575	\$6,270	\$6,795	\$7,315	\$10,220	\$12,425
103								
100	200	300	400	500	600	700	60	80
-	\$5,140	\$5,630	\$6,175	\$6,910	\$7,500	\$8,085	\$11,310	\$13,795
DIMENSIONS								
W			D			H		
83			39.3"			66.9"		
103			47.2"			66.9"		

Classic Modular Sofa CORNER

PROSTORIA




MSRP								
100	200	300	400	500	600	700	60	80
-	\$3,395	\$3,800	\$4,250	\$4,805	\$5,280	\$5,755	\$7,970	\$9,815
DIMENSIONS								
W			D			H		
39.3"			39.3"			33.8"		

SOFA COLLECTION

Classic Modular Sofa CORNER EXTENDED (L/r)

PROSTORIA




MSRP								
83								
100	200	300	400	500	600	700	60	80
-	\$5,260	\$5,850	\$6,500	\$7,155	\$7,805	\$8,460	\$11,225	\$13,675
103								
100	200	300	400	500	600	700	60	80
-	\$5,515	\$6,175	\$6,905	\$7,640	\$8,375	\$9,110	\$11,770	\$14,385
DIMENSIONS								
W			D			H		
83			72"			39,3"		
103			79.9"			39,3"		

index 83/103 refers to the length of the backrest of basic module
- for modular sofas it is not possible to combine different module widths (83/103), different types of fabric or different colours of the same fabric on the same sofa unit
- modules are not padded on the sides where joining with the other modules. it is possible to upholster and/ or to pad one or both sides of the module, payment is increased by 10% of the module value for one side or by 20% of the module value for both sides

Classic ARMCHAIR

PROSTORIA



MSRP								
100	200	300	400	500	600	700	60	80
-	\$4,135	\$4,495	\$4,890	\$5,290	\$6,240	\$6,735	\$8,795	\$10,590
DIMENSIONS								
W			D			H		
39.3"			35.4"			30.3"		

Classic POUF

PROSTORIA

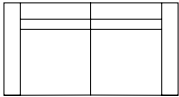


MSRP								
100	200	300	400	500	600	700	60	80
-	\$2,430	\$2,660	\$2,915	\$3,165	\$3,420	\$3,670	\$4,560	\$5,455
DIMENSIONS								
W			D			H		
32.6"			40.5"			15.7"		

SOFA COLLECTION

Classic 2 SEATER SOFA

PROSTORIA



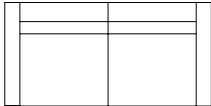
MSRP								
100	200	300	400	500	600	700	60	80
-	\$5,790	\$6,340	\$6,955	\$7,680	\$8,315	\$8,950	\$12,560	\$15,170

DIMENSIONS		
W	D	H
65.3"	35.4"	30.3"

the whole construction and fabric are made as one piece (not a classic modular system)

Classic 2.5 SEATER SOFA

PROSTORIA

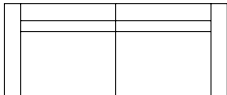


MSRP								
100	200	300	400	500	600	700	60	80
-	\$6,790	\$7,445	\$8,170	\$9,125	\$9,900	\$10,675	\$14,865	\$18,045

DIMENSIONS		
W	D	H
78.7"	39.3"	30.3"

Classic 3 SEATER SOFA


PROSTORIA



MSRP								
100	200	300	400	500	600	700	60	80
-	\$7,415	\$8,160	\$8,995	\$10,165	\$11,070	\$11,975	\$16,770	\$20,520

DIMENSIONS		
W	D	H
94.4"	39.3"	30.3"


the whole construction and fabric are made as one piece (not a classic modular system)



- 2seater sofa, 2.5 seater sofa and 3seater sofa are also available in option with one long seat and support cushion, when placing an order notification is needed
- if not specified the product will be delivered with separated cushions
- this option is not available in leather, only in fabric

Cloud Modular Sofa 1 SEATER

PROSTORIA



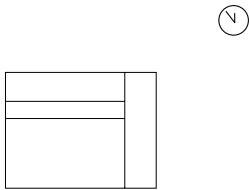
MSRP								
103								
100	200	300	400	500	600	700	60	80
-	\$3,480	\$3,735	\$4,020	\$4,440	\$4,630	\$4,920	\$6,365	\$7,445

DIMENSIONS		
W	D	H
40.5"	44"	27.5"

SOFA COLLECTION

Cloud Modular Sofa 1SEATER + ARMREST (L/R)

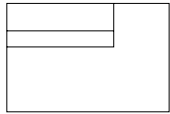
PROSTORIA



MSRP									
103									
100	200	300	400	500	600	700	60	80	
-	\$4,620	\$4,955	\$5,330	\$5,895	\$6,310	\$6,725	\$9,225	\$10,920	
DIMENSIONS									
W			D				H		
52,3"			44,1"				27,5"		

Cloud Modular Sofa 1SEATER EXTENDED (L/R)

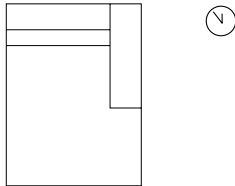
PROSTORIA



MSRP									
153									
100	200	300	400	500	600	700	60	80	
-	\$4,430	\$4,740	\$5,095	\$5,480	\$5,835	\$6,195	\$8,755	\$10,255	
183									
100	200	300	400	500	600	700	60	80	
-	\$5,100	\$5,495	\$5,935	\$6,375	\$6,820	\$7,260	\$9,850	\$11,580	
DIMENSIONS									
W			D				H		
153			60,2"				44"		
183			72"				44"		
							27,5"		
							27,5"		

Cloud Modular Sofa CHAISE LOUNGE (L/R)

PROSTORIA

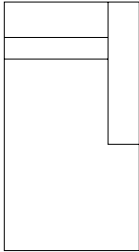


MSRP									
103									
100	200	300	400	500	600	700	60	80	
-	\$5,905	\$6,350	\$6,840	\$7,560	\$8,100	\$8,640	\$11,970	\$14,200	
103 SOLO*									
100	200	300	400	500	600	700	60	80	
-	\$7,090	\$7,620	\$8,210	\$9,070	\$9,720	\$10,370	\$14,365	\$17,040	
DIMENSIONS									
W			D				H		
103			52.3"				69.6"		
103 SOLO			52.3"				69.6"		
							27.5"		
							27.5"		

SOFA COLLECTION

Cloud Modular Sofa CHAISE LOUNGE LONG 207 (L/R)

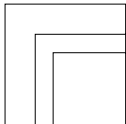
PROSTORIA



MSRP								
103								
100	200	300	400	500	600	700	60	80
-	\$6,005	\$6,485	\$7,020	\$7,815	\$8,405	\$9,000	\$12,500	\$14,940
103 SOLO*								
100	200	300	400	500	600	700	60	80
-	\$6,910	\$7,460	\$8,075	\$8,995	\$9,670	\$10,350	\$14,375	\$17,185
DIMENSIONS								
W			D			H		
103			52.3"			27.5"		
103 SOLO			52.3"			27.5"		

Cloud Modular Sofa CORNER

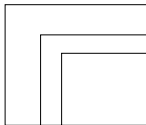
PROSTORIA



MSRP								
100	200	300	400	500	600	700	60	80
-	\$4,150	\$4,420	\$4,720	\$5,175	\$5,505	\$5,840	\$7,920	\$9,270
DIMENSIONS								
W			D			H		
41.7"			41.7"			27.5"		

Cloud Modular Sofa CORNER ASYMMETRICAL (L/R)

PROSTORIA

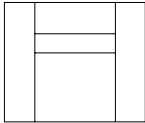


MSRP								
100	200	300	400	500	600	700	60	80
-	\$4,495	\$4,805	\$5,160	\$5,505	\$5,855	\$6,205	\$8,820	\$10,420
DIMENSIONS								
W			D			H		
53.9"			44"			27.5"		

SOFA COLLECTION

Cloud Modular Sofa ARMCHAIR

PROSTORIA



MSRP								
100	200	300	400	500	600	700	60	80
-	\$5,115	\$5,520	\$5,970	\$6,420	\$6,865	\$7,315	\$10,060	\$11,885
DIMENSIONS								
W			D			H		
53,9"			44"			27,5"		

- solo* is a stand-alone module

Cloud Modular Sofa ISLAND

PROSTORIA



MSRP								
100	200	300	400	500	600	700	60	80
-	\$2,565	\$2,785	\$3,035	\$3,285	\$3,535	\$3,785	\$4,665	\$5,495
DIMENSIONS								
W			D			H		
53,9"			44"			27,5"		

Cloud Modular Sofa POUF


PROSTORIA



MSRP								
100	200	300	400	500	600	700	60	80
-	\$2,300	\$2,460	\$2,640	\$2,820	\$2,995	\$3,175	\$4,200	\$4,930
DIMENSIONS								
W			D			H		
53,9"			44"			27,5"		

Cloud Modular Sofa POUF 112

PROSTORIA



MSRP								
100	200	300	400	500	600	700	60	80
-	\$2,675	\$2,910	\$3,175	\$3,435	\$3,695	\$3,960	\$4,970	\$5,880
DIMENSIONS								
W			D			H		
53,9"			44"			27,5"		

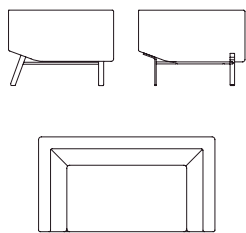
deviations of +/- 3 cm in product dimension are possible
- the cloud sofa has pronounced seams on the seat and armrest, in leather and fabric.

SOFA COLLECTION

C
O
K
C
O
2
0
4

Combine Modular Sofa 2SEATER SOFA

PROSTORIA




MSRP								
100	200	300	400	500	600	700	60	80
-	\$6,990	\$7,465	\$8,000	\$8,530	\$9,065	\$9,600	\$13,075	\$15,380

DIMENSIONS		
W	D	H
53,9"	44"	27,5"

Combine Modular Sofa 2.5SEATER SOFA

PROSTORIA



MSRP								
100	200	300	400	500	600	700	60	80
-	\$7,500	\$8,020	\$8,610	\$9,195	\$9,780	\$10,365	\$14,290	\$16,895

DIMENSIONS		
W	D	H
53,9"	44"	27,5"

Combine Modular Sofa 3SEATER SOFA

PROSTORIA



MSRP								
100	200	300	400	500	600	700	60	80
-	\$7,965	\$8,570	\$9,240	\$9,915	\$10,590	\$11,260	\$15,425	\$18,325

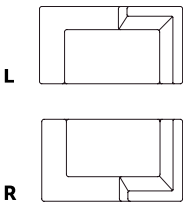
DIMENSIONS		
W	D	H
53,9"	44"	27,5"

SOFA COLLECTION

C
O
K
C
O
2
0
4

Combine Modular Sofa CHAISE LOUNGE (L/R)

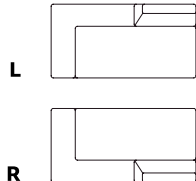
PROSTORIA



MSRP								
177								
100	200	300	400	500	600	700	60	80
-	\$6,915	\$7,310	\$7,745	\$8,180	\$8,620	\$9,055	\$12,390	\$14,380
207								
100	200	300	400	500	600	700	60	80
-	\$7,510	\$7,980	\$8,510	\$9,030	\$9,555	\$10,080	\$13,640	\$15,925
240								
100	200	300	400	500	600	700	60	80
-	\$8,265	\$8,780	\$9,360	\$9,935	\$10,510	\$11,090	\$15,000	\$17,520
DIMENSIONS								
W			D			H		
L			39.3"			30.3"		
R			47.2"			30.3"		

Combine Modular Sofa CHAISE LOUNGE OPEN END (L/R)

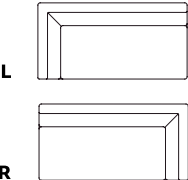
PROSTORIA



MSRP								
186								
100	200	300	400	500	600	700	60	80
-	\$6,915	\$7,310	\$7,745	\$8,180	\$8,620	\$9,055	\$12,390	\$14,380
DIMENSIONS								
W			D			H		
53,9"			44"			27,5"		

Combine Modular Sofa END UNIT (L/R)

PROSTORIA



MSRP								
156								
100	200	300	400	500	600	700	60	80
-	\$6,795	\$7,190	\$7,625	\$8,060	\$8,500	\$8,935	\$12,210	\$14,185
186								
100	200	300	400	500	600	700	60	80
-	\$7,120	\$7,585	\$8,100	\$8,615	\$9,130	\$9,635	\$13,170	\$15,440
219								
100	200	300	400	500	600	700	60	80
-	\$7,830	\$8,340	\$8,910	\$9,475	\$10,040	\$10,610	\$14,485	\$16,980
DIMENSIONS								
W			D			H		
53,9"			44"			27,5"		

SOFA COLLECTION

Combine Modular Sofa CUSHION LUX FILLING: FEATHER

PROSTORIA

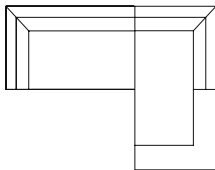


MSRP									
CUSHION 30 x 50									
100	200	300	400	500	600	700	60	80	
-	\$350	\$405	\$465	\$525	\$585	\$645	\$820	\$1,040	
CUSHION 30 x 50 +									
100	200	300	400	500	600	700	60	80	
-	\$375	\$430	\$495	\$560	\$625	\$690	\$840	\$1,060	
CUSHION 45 x 65									
100	200	300	400	500	600	700	60	80	
-	\$480	\$550	\$630	\$710	\$790	\$865	\$1,035	\$1,305	

- we recommend ordering additional cushions for a more comfortable use
- wooden legs are available only in lacquer and black lacquer, they are not available in other colour lacquers
- it IS NOT POSSIBLE TO COMBINE DIFFERENT COLORS OF LEGS AND connectors

Combine Modular Sofa SUGGESTED COMPOSITIONS

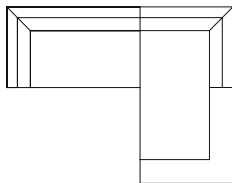
PROSTORIA



DIMENSIONS		
END UNIT (L)		
W	D	H
61.4"	37.4"	26.7"
CHAISE LOUNGE (R)		
W	D	H
37.4"	69.6"	26.7"

Combine Modular Sofa SUGGESTED COMPOSITIONS


PROSTORIA



DIMENSIONS		
END UNIT (L)		
W	D	H
61.4"	37.4"	26.7"
CHAISE LOUNGE (R)		
W	D	H
41.3"	81.4"	26.7"

Combine Modular Sofa SUGGESTED COMPOSITIONS

PROSTORIA

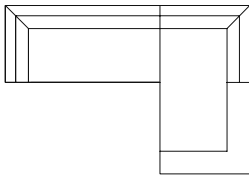


DIMENSIONS		
END UNIT (L)		
W	D	H
73.2"	37.4"	26.7"
CHAISE LOUNGE (R)		
W	D	H
37.4"	69.6"	26.7"

SOFA COLLECTION

Combine Modular Sofa SUGGESTED COMPOSITIONS

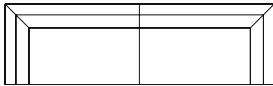
PROSTORIA



DIMENSIONS		
END UNIT (L)		
W	D	H
73.2"	37.4"	26.7"
CHAISE LOUNGE (R)		
W	D	H
41.3"	81.4"	26.7"

Combine Modular Sofa SUGGESTED COMPOSITIONS


PROSTORIA



DIMENSIONS		
END UNIT (L)		
W	D	H
61.4"	37.4"	26.7"
END UNIT (R)		
W	D	H
61.4"	37.4"	26.7"

Combine Modular Sofa SUGGESTED COMPOSITIONS

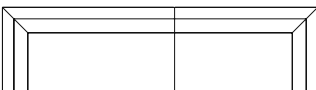
PROSTORIA



DIMENSIONS		
END UNIT (L)		
W	D	H
61.4"	37.4"	26.7"
END UNIT (R)		
W	D	H
73.2"	37.4"	26.7"

Combine Modular Sofa SUGGESTED COMPOSITIONS

PROSTORIA



DIMENSIONS		
END UNIT (L)		
W	D	H
73.2"	37.4"	26.7"
END UNIT (R)		
W	D	H
61.4"	37.4"	26.7"


C
O
K
C
0
0
2
0
4

SOFA COLLECTION

C
O
K
C
0
0
2
0
4

Combine Modular Sofa SUGGESTED COMPOSITIONS

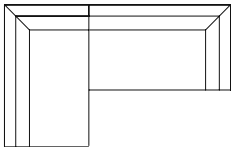
PROSTORIA



DIMENSIONS		
END UNIT (L)		
W	D	H
73.2"	37.4"	26.7"
END UNIT (R)		
W	D	H
73.2"	37.4"	26.7"

Combine Modular Sofa SUGGESTED COMPOSITIONS

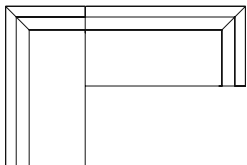
PROSTORIA



DIMENSIONS		
END UNIT (L)		
W	D	H
61.4"	37.4"	26.7"
END UNIT (R)		
W	D	H
61.4"	37.4"	27.5"

Combine Modular Sofa SUGGESTED COMPOSITIONS

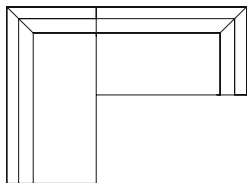
PROSTORIA



DIMENSIONS		
END UNIT (L)		
W	D	H
73.2"	37.4"	26.7"
END UNIT (R)		
W	D	H
73.2"	37.4"	26.7"

Combine Modular Sofa SUGGESTED COMPOSITIONS

PROSTORIA



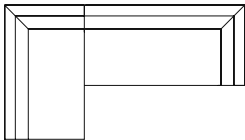
DIMENSIONS		
END UNIT (L)		
W	D	H
73.2"	37.4"	26.7"
END UNIT (R)		
W	D	H
61.4"	37.4"	26.7"

SOFA COLLECTION

C
O
K
C
0
0
2
0
4

Combine Modular Sofa SUGGESTED COMPOSITIONS

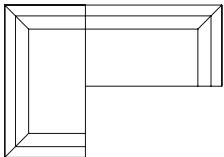
PROSTORIA



DIMENSIONS		
END UNIT (L)		
W	D	H
61.4"	37.4"	26.7"
END UNIT (R)		
W	D	H
73.2"	37.4"	26.7"

Combine Modular Sofa SUGGESTED COMPOSITIONS

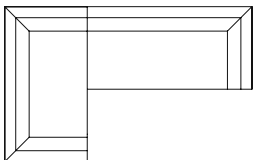
PROSTORIA



DIMENSIONS		
2SEATER SOFA (L)		
W	D	H
69.6"	37.4"	26.7"
END UNIT (R)		
W	D	H
61.4"	37.4"	26.7"

Combine Modular Sofa SUGGESTED COMPOSITIONS

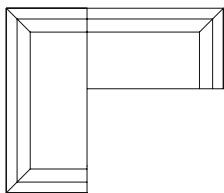
PROSTORIA



DIMENSIONS		
2SEATER SOFA (L)		
W	D	H
69.6"	37.4"	26.7"
END UNIT (R)		
W	D	H
73.2"	37.4"	26.7"

Combine Modular Sofa SUGGESTED COMPOSITIONS

PROSTORIA

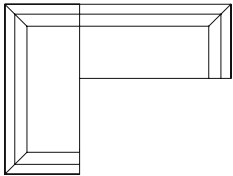


DIMENSIONS		
2,5 SEATER SOFA (L)		
W	D	H
81.4"	37.4"	26.7"
END UNIT (R)		
W	D	H
61.4"	37.4"	26.7"

SOFA COLLECTION

Combine Modular Sofa SUGGESTED COMPOSITIONS

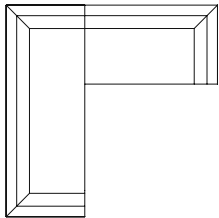
PROSTORIA



DIMENSIONS		
2,5 SEATER SOFA (L)		
W	D	H
81.4"	37.4"	26.7"
END UNIT (R)		
W	D	H
73.2"	37.4"	26.7"

Combine Modular Sofa SUGGESTED COMPOSITIONS

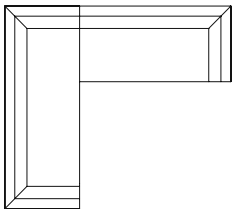
PROSTORIA



DIMENSIONS		
3 SEATER SOFA (L)		
W	D	H
94.4"	37.4"	26.7"
END UNIT (R)		
W	D	H
61.4"	37.4"	26.7"

Combine Modular Sofa SUGGESTED COMPOSITIONS

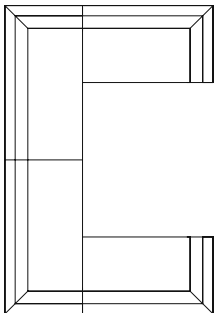
PROSTORIA



DIMENSIONS		
3SEATER SOFA (L)		
W	D	H
94.4"	37.4"	26.7"
END UNIT (R)		
W	D	H
73.2"	37.4"	26.7"

Combine Modular Sofa SUGGESTED COMPOSITIONS

PROSTORIA



DIMENSIONS		
3SEATER SOFA (L)		
W	D	H
73.2"	37.4"	26.7"
END UNIT (R)		
W	D	H
73.2"	37.4"	26.7"

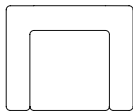
C
O
K
C
0
0
2
0
4

SOFA COLLECTION

C
O
K
C
0
2
0
4

Convert Modular Sofa ARMCHAIR

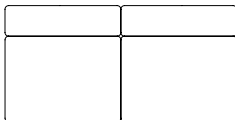
PROSTORIA



MSRP								
100	200	300	400	500	600	700	60	80
-	\$5,755	\$5,990	\$6,295	\$6,570	\$6,845	\$7,120	\$8,705	\$9,785
OUTDOOR								
200	300	400	500	600	700			
\$6,330	\$6,590	\$6,925	\$7,230	\$7,530	\$7,835			
DIMENSIONS								
W		D				H		
53,9"		44"				27,5"		

Convert Modular Sofa 3SEATER

PROSTORIA



MSRP								
100	200	300	400	500	600	700	60	80
-	\$5,995	\$6,405	\$6,855	\$7,530	\$8,035	\$8,535	\$9,985	\$11,665
OUTDOOR								
200	300	400	500	600	700			
\$6,595	\$7,040	\$7,540	\$8,285	\$8,835	\$9,390			
DIMENSIONS								
W		D				H		
53,9"		44"				27,5"		

SOFA COLLECTION

Convert Modular Sofa 3SEATER + ARMREST (L/R)

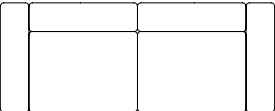
PROSTORIA



MSRP								
100	200	300	400	500	600	700	60	80
-	\$7,470	\$7,990	\$8,575	\$9,380	\$10,010	\$10,640	\$12,425	\$14,530
OUTDOOR								
200	300	400	500	600	700			
\$8,215	\$8,790	\$9,430	\$10,320	\$11,010	\$11,705			
DIMENSIONS								
W		D				H		
53,9"		44"				27,5"		

Convert Modular Sofa 3SEATER SOFA

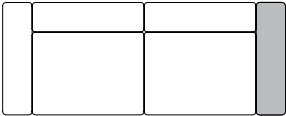
PROSTORIA



MSRP								
100	200	300	400	500	600	700	60	80
-	\$9,020	\$9,660	\$10,370	\$11,310	\$12,070	\$12,830	\$14,950	\$17,475
OUTDOOR								
	200	300	400	500	600	700		
	\$9,925	\$10,625	\$11,410	\$12,440	\$13,275	\$14,110		
DIMENSIONS								
W		D				H		
53,9"		44"				27,5"		

Convert Modular Sofa 3SEATER SOFA + SIDEBOARD (L/R)

PROSTORIA




MSRP								
OAK / ASH								
100	200	300	400	500	600	700	60	80
-	\$8,145	\$8,665	\$9,250	\$10,055	\$10,685	\$11,315	\$13,100	\$15,205
WALNUT								
100	200	300	400	500	600	700	60	80
-	\$8,220	\$8,750	\$9,330	\$10,135	\$10,765	\$11,400	\$13,185	\$15,285
OUTDOOR HPL								
	200	300	400	500	600	700		
	\$8,940	\$9,520	\$10,160	\$11,045	\$11,740	\$12,435		
TAEK								
	200	300	400	500	600	700		
	\$10,295	\$10,870	\$11,515	\$12,400	\$13,095	\$13,790		
DIMENSIONS								
W		D				H		
53,9"		44"				27,5"		

SOFA COLLECTION

Convert Modular Sofa POUF

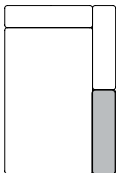
PROSTORIA



MSRP								
100	200	300	400	500	600	700	60	80
-	\$2,285	\$2,405	\$2,535	\$2,775	\$2,930	\$3,080	\$3,580	\$4,130
OUTDOOR								
200	300	400	500	600	700			
\$2,515	\$2,645	\$2,785	\$3,055	\$3,220	\$3,385			
DIMENSIONS								
W		D				H		
53,9"		44"				27,5"		

Convert Modular Sofa CHAISE LOUNGE + SIDEBOARD (L/R)

PROSTORIA



MSRP								
OAK / ASH								
100	200	300	400	500	600	700	60	80
-	\$6,755	\$7,145	\$7,585	\$8,095	\$8,550	\$9,000	\$10,470	\$12,090
WALNUT								
100	200	300	400	500	600	700	60	80
-	\$6,835	\$7,230	\$7,665	\$8,175	\$8,630	\$9,080	\$10,555	\$12,170
OUTDOOR HPL								
	200	300	400	500	600	700		
	\$7,415	\$7,850	\$8,330	\$8,890	\$9,390	\$9,890		
TAEK								
	200	300	400	500	600	700		
	\$8,770	\$9,200	\$9,680	\$10,245	\$10,740	\$11,240		
DIMENSIONS								
W		D				H		
53,9"		44"				27,5"		

- we recommend ordering additional cushions for a more comfortable use

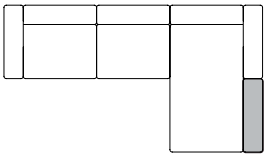
C
O
K
C
0
0
2
0
4

SOFA COLLECTION

Convert Modular Sofa

CONSISTS OF BASIC COMPOSITIONS: 3 + 7

PROSTORIA



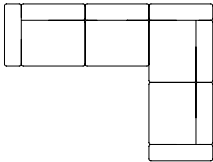
MSRP								
OAK / ASH								
100	200	300	400	500	600	700	60	80
-	\$14,220	\$15,140	\$16,160	\$17,475	\$18,560	\$19,645	\$22,900	\$26,620
WALNUT								
100	200	300	400	500	600	700	60	80
-	\$14,305	\$15,220	\$16,240	\$17,555	\$18,640	\$19,725	\$22,980	\$26,700
OUTDOOR HPL								
	200	300	400	500	600	700		
	\$15,630	\$16,640	\$17,760	\$19,210	\$20,400	\$21,595		
TAEK								
	200	300	400	500	600	700		
	\$16,985	\$17,995	\$19,115	\$20,565	\$21,755	\$22,945		
DIMENSIONS								
W		D				H		
53,9"		44"				27,5"		

- we recommend ordering additional cushions for a more comfortable use

Convert Modular Sofa

CONSISTS OF BASIC COMPOSITIONS: 3 + 4

PROSTORIA



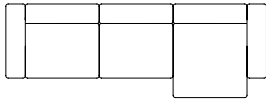
MSRP								
100	200	300	400	500	600	700	60	80
-	\$16,490	\$17,655	\$18,950	\$20,690	\$22,080	\$23,470	\$27,375	\$32,005
OUTDOOR								
200	300	400	500	600	700			
\$18,135	\$19,420	\$20,840	\$22,755	\$24,290	\$25,815			
DIMENSIONS								
W		D				H		
53,9"		44"				27,5"		

SOFA COLLECTION

Convert Modular Sofa

CONSISTS OF COMPONENTS:
2X SEAT 37X28 + SEAT 37X37 + 5X BACKREST + METAL BASE 85X37 + METAL BASE 47X37

PROSTORIA



MSRP								
100	200	300	400	500	600	700	60	80
-	\$12,495	\$13,370	\$14,340	\$15,645	\$16,685	\$17,730	\$20,690	\$24,180
OUTDOOR								
	200	300	400	500	600	700		
	\$13,745	\$14,705	\$15,775	\$17,210	\$18,360	\$19,505		
DIMENSIONS								
W		D				H		
53,9"		44"				27,5"		

Convert Modular Sofa

CONSISTS OF COMPONENTS:
3X SEAT 37X28 + SEAT 37X37 + 4X BACKREST + METAL BASE 85X37 + METAL BASE 75X37

PROSTORIA

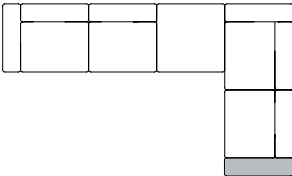


MSRP								
100	200	300	400	500	600	700	60	80
-	\$12,600	\$13,440	\$14,380	\$15,765	\$16,800	\$17,835	\$20,845	\$24,340
OUTDOOR								
	200	300	400	500	600	700		
	\$13,860	\$14,785	\$15,820	\$17,340	\$18,480	\$19,620		
DIMENSIONS								
W		D				H		
53,9"		44"				27,5"		

Convert Modular Sofa

CONSISTS OF BASIC COMPOSITIONS: 3 + 6 + 5

PROSTORIA



MSRP								
OAK / ASH								
100	200	300	400	500	600	700	60	80
-	\$17,900	\$19,065	\$20,355	\$22,210	\$23,625	\$25,040	\$29,110	\$33,865
WALNUT								
100	200	300	400	500	600	700	60	80
-	\$17,980	\$19,140	\$20,440	\$22,290	\$23,705	\$25,120	\$29,190	\$33,945
OUTDOOR HPL								
	200	300	400	500	600	700		
	\$19,675	\$20,955	\$22,380	\$24,420	\$25,975	\$27,530		
TAEK								
	200	300	400	500	600	700		
	\$21,025	\$22,310	\$23,730	\$25,770	\$27,325	\$28,885		
DIMENSIONS								
W		D				H		
53,9"		44"				27,5"		

we recommend ordering additional cushions for a more comfortable use
- compositions do not include a backrest with mechanism

SOFA COLLECTION

Convert Modular Sofa SEAT 37X28

PROSTORIA



MSRP								
100	200	300	400	500	600	700	60	80
-	\$1,175	\$1,260	\$1,360	\$1,565	\$1,690	\$1,810	\$2,200	\$2,620
OUTDOOR								
200		300	400	500	600	700		
\$1,290		\$1,385	\$1,495	\$1,725	\$1,860	\$1,990		
DIMENSIONS								
W		D				H		
53,9"		44"				27,5"		

Convert Modular Sofa SEAT 37X37

PROSTORIA



MSRP								
100	200	300	400	500	600	700	60	80
-	\$1,650	\$1,765	\$1,895	\$2,135	\$2,285	\$2,440	\$2,940	\$3,490
OUTDOOR								
200		300	400	500	600	700		
\$1,810		\$1,940	\$2,085	\$2,345	\$2,520	\$2,685		
DIMENSIONS								
W		D				H		
53,9"		44"				27,5"		

Convert Modular Sofa SEAT CHAISE LOUNGE

PROSTORIA



MSRP								
100	200	300	400	500	600	700	60	80
-	\$2,445	\$2,605	\$2,785	\$3,035	\$3,230	\$3,225	\$4,050	\$5,000
OUTDOOR								
	200	300	400	500	600	700		
	\$2,690	\$2,865	\$3,060	\$3,340	\$3,555	\$3,770		
DIMENSIONS								
W		D				H		
53,9"		44"				27,5"		

SOFA COLLECTION

Convert Modular Sofa ARMREST / BACKREST

PROSTORIA



MSRP								
100	200	300	400	500	600	700	60	80
-	\$1,340	\$1,455	\$1,585	\$1,715	\$1,845	\$1,975	\$2,310	\$2,730
OUTDOOR								
	200	300	400	500	600	700		
	\$1,475	\$1,600	\$1,745	\$1,885	\$2,030	\$2,170		
DIMENSIONS								
W		D				H		
53,9"		44"				27,5"		

Convert Modular Sofa BACKREST WITH MECHANISM

PROSTORIA



MSRP								
100	200	300	400	500	600	700	60	80
-	\$2,385	\$2,535	\$2,705	\$2,990	\$3,180	\$3,375	\$4,110	\$4,835
DIMENSIONS								
W		D				H		
53,9"		44"				27,5"		

the backrest with mechanism cannot be used as an ending element open from the side and laterally visible,
another armrest/backrest has to be used in order to close the lateral view

Convert Modular Sofa CUSHIONS LUX FILLING: FEATHER | CUSHION 30 X 50 +

PROSTORIA



MSRP								
100	200	300	400	500	600	700	60	80
-	\$375	\$430	\$495	\$560	\$625	\$690	\$840	\$1,060
OUTDOOR								
200	300	400	500	600	700			
\$415	\$475	\$545	\$620	\$690	\$760			

SOFA COLLECTION

Convert Modular Sofa CUSHIONS LUX FILLING: FEATHER | CUSHION 45 X 65 +

PROSTORIA



MSRP								
100	200	300	400	500	600	700	60	80
-	\$480	\$550	\$630	\$710	\$790	\$865	\$1,035	\$1,305
OUTDOOR								
200	300	400	500	600	700			
\$530	\$605	\$695	\$780	\$870	\$955			

Convert Modular Sofa CUSHIONS LUX FILLING: FEATHER | CUSHION Ø15 X 75

PROSTORIA



MSRP								
100	200	300	400	500	600	700	60	80
-	\$375	\$430	\$480	\$535	\$590	\$645	\$680	\$825
OUTDOOR								
200	300	400	500	600	700			
\$415	\$470	\$530	\$585	\$645	\$705			

Convert Modular Sofa

PROSTORIA

MSRP				
SIDEBOARDS	25 x 70	25 x 95	95 x 70	95 x 95
OAK / ASH	\$445	\$460	\$790	\$785
WALNUT	\$530	\$540	\$1,060	\$1,060
OUTDOOR SIDEBOARDS	25 x 70	25 x 95	95 x 70	95 x 95
OUTDOOR HPL	\$480	\$495	\$845	\$840
TEAK	\$1,790	\$1,845	\$3,155	\$3,150

- sideboards are not available in black or any other colour lacquers
- we recommend using lacquered wood finish for an easier maintenance

Convert Modular Sofa


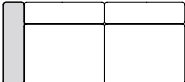
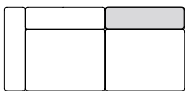






PROSTORIA

MSRP					
METAL BASES	70 L = 18 inch	95 L = 28 inch	190 L = 65 inch	215 L = 75 inch	240 L = 85 inch
70 L = 18 inch	-	\$565	\$955	\$1,040	-
95 L = 28 inch	\$565	\$640	\$965	\$1,100	\$1,315
120 L = 37 inch	\$600	\$700	\$1,170	-	-
METAL BASES OUTDOOR	70 L = 18 inch	95 L = 28 inch	190 L = 65 inch	215 L = 75 inch	240 L = 85 inch
70 L = 18 inch	-	\$625	\$1,050	\$1,140	-
95 L = 28 inch	\$625	\$705	\$1,065	\$1,210	\$1,445
120 L = 37 inch	\$660	\$770	\$1,285	-	-

SOFA COLLECTION

Convert Modular Sofa SUGGESTED COMPOSITIONS

PROSTORIA

	DIMENSIONS		
	W	D	H
	53,9"	44"	27,5"
3SEATER			
	53,9"	44"	27,5"
3SEATER			
	53,9"	44"	27,5"
3SEATER			
	53,9"	44"	27,5"
3SEATER			
	53,9"	44"	27,5"
3SEATER			
	53,9"	44"	27,5"
3SEATER			
	53,9"	44"	27,5"
3SEATER SOFA			
	53,9"	44"	27,5"
3SEATER SOFA			
	53,9"	44"	27,5"
3SEATER			

C
O
K
C
0
0
2
0
4

SOFA COLLECTION

C
O
K
C
0
0
2
0
4

Convert Modular Sofa SUGGESTED COMPOSITIONS

PROSTORIA



DIMENSIONS

ARMCHAIR

W	D	H
53,9"	44"	27,5"



1SEATER

W	D	H
53,9"	44"	27,5"



1SEATER

W	D	H
53,9"	44"	27,5"



1SEATER

W	D	H
53,9"	44"	27,5"

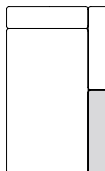


1SEATER

W	D	H
53,9"	44"	27,5"

Convert Modular Sofa SUGGESTED COMPOSITIONS

PROSTORIA



DIMENSIONS

CHAISE LOUNGE

W	D	H
53,9"	44"	27,5"

Convert Modular Sofa SUGGESTED COMPOSITIONS

PROSTORIA



POUF /BENCH

W	D	H
53,9"	44"	27,5"



POUF /BENCH

W	D	H
53,9"	44"	27,5"



POUF /BENCH

W	D	H
53,9"	44"	27,5"

SOFA COLLECTION

Convert Modular Sofa SUGGESTED COMPOSITIONS

PROSTORIA



DIMENSIONS

POUF /BENCH

W	D	H
53,9"	44"	27,5"

POUF /BENCH

W	D	H
53,9"	44"	27,5"

POUF /BENCH

W	D	H
53,9"	44"	27,5"

DOR OUTDOOR SOFA

B&T

MSRP

	COM	A	B	C	PROTECTIVE COVER
Single	\$4,350	\$4,485	\$4,725	\$5,010	\$505
Double	\$7,705	\$7,945	\$8,480	\$9,125	\$750
Triple	\$10,130	\$10,440	\$11,270	\$12,255	\$995
Daybed	\$6,875	\$7,090	\$7,565	\$8,135	\$765
Pouf Ø65	\$2,195	\$2,260	\$2,480	\$2,735	\$270
Pouf Ø82	\$2,735	\$2,815	\$3,055	\$3,340	\$300

DIMENSIONS

	W	D	H	Seat depth	Seat height	Arm height
Single	38"	33"	30"	15"	15"	27.5"
Double	71"	36"	30"	19"	15"	27.5"
Triple	94"	36"	30"	19"	15"	27.5"
Daybed	73"	30"	30"	16"	16"	29"
Pouf Ø65	25.5"	25.5"	15"	15"	15"	x
Pouf Ø82	33"	33"	15"	15"	15"	x

	Cushion	Frame
Single	# 2.5 yd	# 3 yd
Double	# 5 yd	# 4.5 yd
Triple	# 7 yd	# 5.5 yd
Daybed	# 4 yd	# 5 yd

SOFA COLLECTION

DORA SOFA

KOLLEKTIFF

9.8 yd 145 sq.ft
10.9 yd 161 sq.ft
12 yd 177.6 sq.ft

MSRP					
	COM	A	B	C	LEATHER
Dora Sofa - 79"	\$4,545	\$5,155	\$5,650	\$6,065	\$6,750
Dora Sofa - 94.5"	\$5,000	\$5,675	\$6,225	\$6,690	\$7,450
Dora Curved - 94.5"	\$5,065	\$5,810	\$6,415	\$6,925	\$7,925

DIMENSIONS					
	W	D	H	Seat depth	Seat height
Dora Sofa - 79"	79"	33"	27.5"	24.5"	15.5"
Dora Sofa - 94.5"	94.5"	33"	27.5"	24.5"	15.5"
Dora Curved - 94.5"	94.5"	40"	27.5"	-	15.5"

DORA ARMCHAIR

KOLLEKTIFF

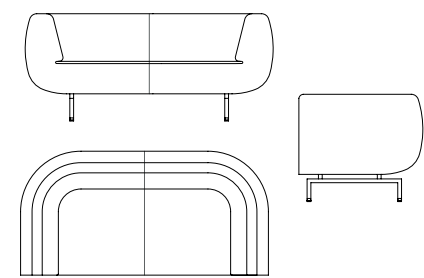
4.9 yd 73.2 sq.ft

MSRP					
	COM	A	B	C	LEATHER
Armchair	\$2,480	\$2,780	\$3,030	\$3,240	\$3,580

DIMENSIONS					
	W	D	H	Seat depth	Seat height
Armchair	33"	32"	27.5"	24.5"	15.5"

SOFA COLLECTION

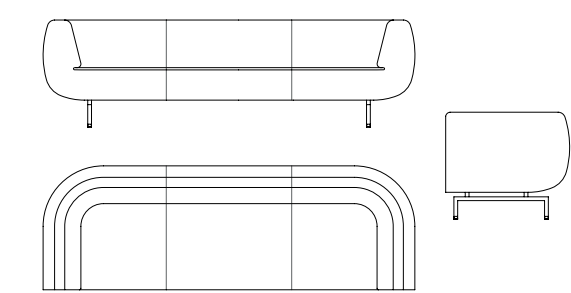
DURGU SOFA DOUBLE B&T



6 yd 97 sq.ft 18 kg.

MSRP					
COM	A	B	C	Real Leather	
\$ 5,525	\$ 5,685	\$ 6,310	\$ 7,045	\$ 9,405	
DIMENSIONS					
W	D	H	Seat depth	Seat height	Arm height
35.6"	37.4"	27.1"	29.9"	16.5"	21.6"

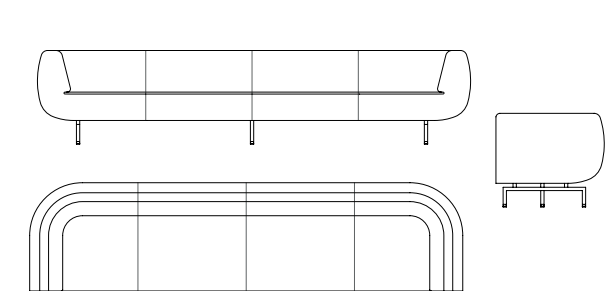
DURGU SOFA TRIPLE B&T



6 yd 97 sq.ft 18 kg.

MSRP					
COM	A	B	C	Real Leather	
\$ 6,770	\$ 6,980	\$ 7,765	\$ 8,700	\$ 11,230	
DIMENSIONS					
W	D	H	Seat depth	Seat height	Arm height
35.6"	37.4"	27.1"	29.9"	16.5"	21.6"

DURGU SOFA FOUR SEATER B&T



6 yd 97 sq.ft 18 kg.

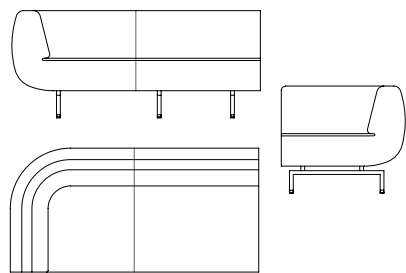
MSRP					
COM	A	B	C	Real Leather	
\$ 8,450	\$ 8,710	\$ 9,685	\$ 10,850	\$ 14,225	
DIMENSIONS					
W	D	H	Seat depth	Seat height	Arm height
35.6"	37.4"	27.1"	29.9"	16.5"	21.6"

C
O
K
C
0
0
2
0
4

SOFA COLLECTION

DURGU SOFA DAYBED LEFT

B&T



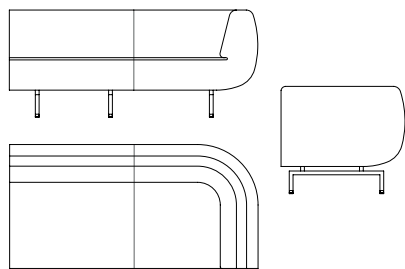
6 yd 97 sq.ft 18 kg.

MSRP				
COM	A	B	C	Real Leather
\$ 4,580	\$ 4,725	\$ 5,295	\$ 5,980	\$ 7,725

DIMENSIONS					
W	D	H	Seat depth	Seat height	Arm height
35.6"	37.4"	27.1"	29.9"	16.5"	21.6"

DURGU SOFA DAYBED RIGHT

B&T



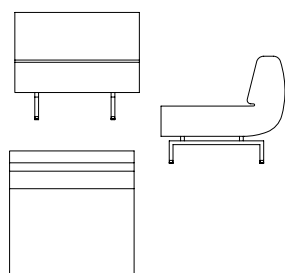
6 yd 97 sq.ft 18 kg.

MSRP				
COM	A	B	C	Real Leather
\$ 4,580	\$ 4,725	\$ 5,295	\$ 5,980	\$ 7,725

DIMENSIONS					
W	D	H	Seat depth	Seat height	Arm height
35.6"	37.4"	27.1"	29.9"	16.5"	21.6"

DURGU SOFA SINGLE

B&T



6 yd 97 sq.ft 18 kg.

MSRP				
COM	A	B	C	Real Leather
\$ 2,410	\$ 2,485	\$ 2,860	\$ 3,305	\$ 3,890

DIMENSIONS					
W	D	H	Seat depth	Seat height	Arm height
35.6"	37.4"	27.1"	29.9"	16.5"	21.6"

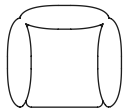
C
O
K
C
0
0
2
0
4

SOFA COLLECTION

C
O
K
C
0
0
2
0
4

ECHO MODULAR SOFA ARMCHAIR

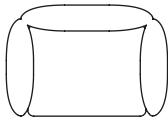
PROSTORIA



MSRP									
FABRIC									
100	200	300	400	500	600	700	60	80	
-	\$6,825	\$7,235	\$7,690	\$8,150	\$8,605	\$9,060	-	-	
FABRIC + LEATHER 80								ALL LEATHER	
100	200	300	400	500	600	700	60	80	
-	\$8,935	\$9,180	\$9,450	\$9,720	\$9,990	\$10,260	\$10,585	\$12,050	
DIMENSIONS									
W			D			H			
44.5"			39.4"			27.2"			

ECHO MODULAR SOFA ARMCHAIR 54

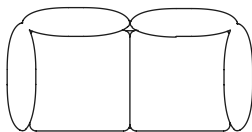
PROSTORIA



MSRP									
FABRIC									
100	200	300	400	500	600	700	60	80	
-	\$7,660	\$8,140	\$8,675	\$9,210	\$9,750	\$10,285	--	-	
FABRIC + LEATHER 80								ALL LEATHER	
100	200	300	400	500	600	700	60	80	
-	\$10,155	\$10,440	\$10,755	\$11,070	\$11,390	\$11,705	\$11,945	\$13,660	
DIMENSIONS									
W			D			H			
54.3"			39.4"			27.2"			

ECHO MODULAR SOFA 2SEATER SOFA

PROSTORIA



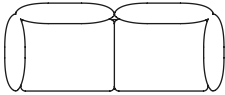
MSRP									
FABRIC									
100	200	300	400	500	600	700	60	80	
-	\$10,005	\$10,640	\$11,350	\$12,060	\$12,770	\$13,480	-	-	
FABRIC + LEATHER 80								ALL LEATHER	
100	200	300	400	500	600	700	60	80	
-	\$13,325	\$13,705	\$14,130	\$14,550	\$14,975	\$15,395	\$15,710	\$17,980	
DIMENSIONS									
W			D			H			
78"			39.4"			27.2"			

SOFA COLLECTION

C
O
K
C
0
0
2
0
4

ECHO MODULAR SOFA 2.5SEATER SOFA

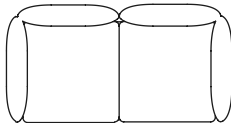
PROSTORIA



MSRP									
FABRIC									
100	200	300	400	500	600	700	60	80	
-	\$11,290	\$12,005	\$12,800	\$13,600	\$14,395	\$15,190	-	-	
FABRIC + LEATHER 80							ALL LEATHER		
100	200	300	400	500	600	700	60	80	
-	\$15,265	\$15,660	\$16,110	\$16,555	\$17,000	\$17,445	\$17,570	\$20,115	
DIMENSIONS									
W			D			H			
58.2"			39.4"			27.2"			

ECHO MODULAR SOFA 2.5SEATER SOFA 110 DEEP

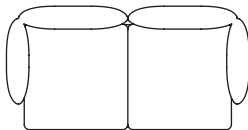
PROSTORIA



MSRP									
FABRIC									
100	200	300	400	500	600	700	60	80	
-	\$12,865	\$13,740	\$14,710	\$15,685	\$16,660	\$17,635	-	-	
FABRIC + LEATHER 80							ALL LEATHER		
100	200	300	400	500	600	700	60	80	
-	\$17,675	\$18,145	\$18,670	\$19,200	\$19,725	\$20,250	\$20,335	\$23,445	
DIMENSIONS									
W			D			H			
97.6"			49.2"			30.3"			

ECHO MODULAR SOFA 2.5SEATER SOFA 85 DEEP

PROSTORIA



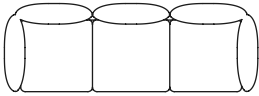
MSRP									
FABRIC									
100	200	300	400	500	600	700	60	80	
-	\$12,520	\$13,345	\$14,265	\$15,180	\$16,095	\$17,015	-	-	
FABRIC + LEATHER 80							ALL LEATHER		
100	200	300	400	500	600	700	60	80	
-	\$17,060	\$17,505	\$18,000	\$18,495	\$18,990	\$19,485	\$19,620	\$22,555	
DIMENSIONS									
W			D			H			
97.6"			49.2"			30.3"			

SOFA COLLECTION

ECHO MODULAR SOFA

3SEATER SOFA

PROSTORIA

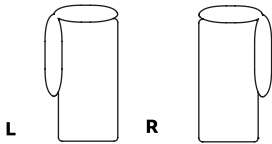


MSRP									
FABRIC									
100	200	300	400	500	600	700	60	80	
-	\$13,290	\$14,085	\$14,965	\$15,850	\$16,735	\$17,615	-	-	
FABRIC + LEATHER 80							ALL LEATHER		
100	200	300	400	500	600	700	60	80	
-	\$17,645	\$18,170	\$18,755	\$19,335	\$19,920	\$20,500	\$20,455	\$23,280	
DIMENSIONS									
W			D			H			
111.4"			39.3"			27.2"			

ECHO MODULAR SOFA

CHAISE LOUNGE + ARMREST 110 (L/R)

PROSTORIA

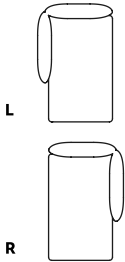


MSRP									
FABRIC									
100	200	300	400	500	600	700	60	80	
-	\$7,725	\$8,180	\$8,690	\$9,195	\$9,700	\$10,205	-	-	
FABRIC + LEATHER 80							ALL LEATHER		
100	200	300	400	500	600	700	60	80	
-	\$10,290	\$10,555	\$10,850	\$11,145	\$11,440	\$11,735	\$11,665	\$13,290	
DIMENSIONS									
W			D			H			
39.4"			72.8"			27.2"			

ECHO MODULAR SOFA

CHAISE LOUNGE + ARMREST 85 (L/R)

PROSTORIA

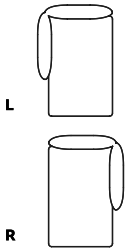


MSRP									
FABRIC									
100	200	300	400	500	600	700	60	80	
-	\$6,955	\$7,365	\$7,820	\$8,275	\$8,730	\$9,185	-	-	
FABRIC + LEATHER 80							ALL LEATHER		
100	200	300	400	500	600	700	60	80	
-	\$9,260	\$9,500	\$9,765	\$10,030	\$10,300	\$10,560	\$10,500	\$11,960	
DIMENSIONS									
W			D			H			
39.4"			63"			27.2"			

ECHO MODULAR SOFA

CHAISE LOUNGE 125 + ARMREST 110 (L/R)

PROSTORIA



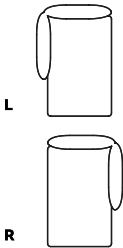
MSRP									
FABRIC									
100	200	300	400	500	600	700	60	80	
-	\$8,940	\$9,515	\$10,150	\$10,795	\$11,430	\$12,070	-	-	
FABRIC + LEATHER 80							ALL LEATHER		
100	200	300	400	500	600	700	60	80	
-	\$12,055	\$12,380	\$12,740	\$13,705	\$13,465	\$13,830	\$13,765	\$15,810	
DIMENSIONS									
W			D			H			
49.2"			72.8"			27.2"			

SOFA COLLECTION

ECHO MODULAR SOFA

CHAISE LOUNGE 125 + ARMREST 85 (L/R)

PROSTORIA



MSRP									
FABRIC									
100	200	300	400	500	600	700	60	80	
-	\$8,045	\$8,565	\$9,135	\$9,715	\$10,285	\$10,860	-	-	
FABRIC + LEATHER 80								ALL LEATHER	
100	200	300	400	500	600	700	60	80	
-	\$10,845	\$11,140	\$11,465	\$11,795	\$12,120	\$12,445	\$12,390	\$14,230	
DIMENSIONS									
W			D				H		
49.2"			63"				27.2"		

ECHO MODULAR SOFA

POUF

PROSTORIA



MSRP									
FABRIC									
100	200	300	400	500	600	700	60	80	
-	\$3,205	\$3,360	\$3,530	\$3,695	\$3,865	\$4,030	-	-	
FABRIC + LEATHER 80								ALL LEATHER	
100	200	300	400	500	600	700	60	80	
-	\$3,925	\$4,020	\$4,120	\$4,225	\$4,330	\$4,435	\$4,595	\$5,130	
DIMENSIONS									
W			D				H		
34.3"			32.7"				16.9"		

ECHO MODULAR SOFA

POUF 110

PROSTORIA

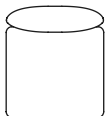


MSRP									
FABRIC									
100	200	300	400	500	600	700	60	80	
-	\$3,805	\$4,005	\$4,220	\$4,440	\$4,660	\$4,875	-	-	
FABRIC + LEATHER 80								ALL LEATHER	
100	200	300	400	500	600	700	60	80	
-	\$4,745	\$4,865	\$5,000	\$5,135	\$5,270	\$5,405	\$5,530	\$6,230	
DIMENSIONS									
W			D				H		
44.1"			32.7"				16.9"		

ECHO MODULAR SOFA

1SEATER

PROSTORIA

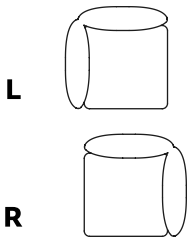


MSRP									
FABRIC									
100	200	300	400	500	600	700	60	80	
-	\$4,395	\$4,630	\$4,895	\$5,160	\$5,425	\$5,690	-	-	
FABRIC + LEATHER 80								ALL LEATHER	
100	200	300	400	500	600	700	60	80	
-	\$5,570	\$5,715	\$5,875	\$6,035	\$6,190	\$6,355	\$6,560	\$7,405	
DIMENSIONS									
W			D				H		
34.2"			39.4"				27.2"		

SOFA COLLECTION

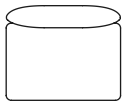
C
O
K
C
0
0
2
0
4

ECHO MODULAR SOFA 1SEATER + ARMREST (L/R) PROSTORIA



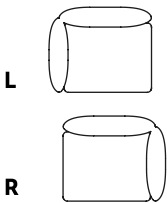
MSRP									
FABRIC									
100	200	300	400	500	600	700	60	80	
-	\$5,490	\$5,810	\$6,160	\$6,515	\$6,865	\$7,220	-	-	
FABRIC + LEATHER 80							ALL LEATHER		
100	200	300	400	500	600	700	60	80	
-	\$7,090	\$7,280	\$7,490	\$7,700	\$7,915	\$8,125	\$8,390	\$9,520	
DIMENSIONS									
W			D			H			
39.4"			39.4"			27.2"			

ECHO MODULAR SOFA 1.5SEATER PROSTORIA



MSRP									
FABRIC									
100	200	300	400	500	600	700	60	80	
-	\$5,210	\$5,520	\$5,860	\$6,200	\$6,540	\$6,885	-	-	
FABRIC + LEATHER 80							ALL LEATHER		
100	200	300	400	500	600	700	60	80	
-	\$6,755	\$6,940	\$7,145	\$7,350	\$7,555	\$7,760	\$8,005	\$9,100	
DIMENSIONS									
W			D			H			
44.1"			39.4"			27.2"			

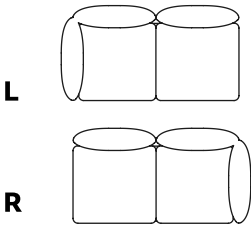
ECHO MODULAR SOFA 1.5SEATER + ARMREST (L/R) PROSTORIA



MSRP									
FABRIC									
100	200	300	400	500	600	700	60	80	
-	\$6,130	\$6,485	\$6,885	\$7,280	\$7,680	\$8,075	-	-	
FABRIC + LEATHER 80							ALL LEATHER		
100	200	300	400	500	600	700	60	80	
-	\$8,095	\$8,295	\$8,520	\$8,740	\$8,965	\$9,185	\$9,320	\$10,585	
DIMENSIONS									
W			D			H			
49.2"			39.4"			27.2"			

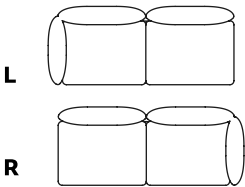
SOFA COLLECTION

ECHO MODULAR SOFA 2SEATER + ARMREST (L/R) PROSTORIA



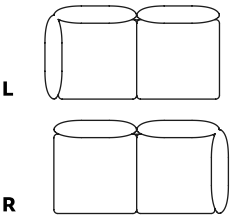
MSRP									
FABRIC									
100	200	300	400	500	600	700	60	80	
-	\$9,085	\$9,635	\$10,245	\$10,855	\$11,465	\$12,075	-	-	
FABRIC + LEATHER 80							ALL LEATHER		
100	200	300	400	500	600	700	60	80	
-	\$11,965	\$12,300	\$12,665	\$13,040	\$13,410	\$13,780	\$13,995	\$15,950	
DIMENSIONS									
W			D			H			
72.8"			39.4"			27.2"			

ECHO MODULAR SOFA 2.5SEATER + ARMREST (L/R) PROSTORIA



MSRP									
FABRIC									
100	200	300	400	500	600	700	60	80	
-	\$10,400	\$11,070	\$11,810	\$12,550	\$13,295	\$14,035	-	-	
FABRIC + LEATHER 80							ALL LEATHER		
100	200	300	400	500	600	700	60	80	
-	\$13,950	\$14,340	\$14,765	\$15,195	\$15,620	\$16,050	\$16,185	\$18,560	
DIMENSIONS									
W			D			H			
92.5"			39.4"			27.2"			

ECHO MODULAR SOFA 2.5SEATER DEEP + ARMREST 110 (L/R) PROSTORIA

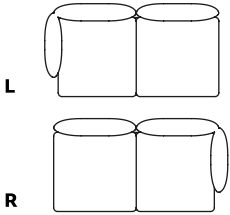


MSRP									
FABRIC									
100	200	300	400	500	600	700	60	80	
-	\$11,670	\$12,425	\$13,270	\$14,110	\$14,955	\$15,800	-	-	
FABRIC + LEATHER 80							ALL LEATHER		
100	200	300	400	500	600	700	60	80	
-	\$16,115	\$16,530	\$16,990	\$17,455	\$17,915	\$18,375	\$18,140	\$20,840	
DIMENSIONS									
W			D			H			
92.5"			49.2"			27.2"			

SOFA COLLECTION

ECHO MODULAR SOFA 2.5SEATER DEEP+ ARMREST 85 (L/R)

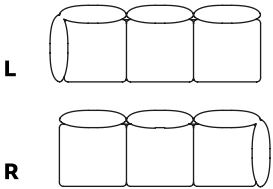
PROSTORIA



MSRP									
FABRIC									
100	200	300	400	500	600	700	60	80	
-	\$11,460	\$12,190	\$13,005	\$13,820	\$14,640	\$15,450	-	-	
FABRIC + LEATHER 80								ALL LEATHER	
100	200	300	400	500	600	700	60	80	
-	\$15,760	\$16,160	\$16,605	\$17,050	\$17,495	\$17,940	\$17,745	\$20,355	
DIMENSIONS									
W			D				H		
92.5"			49.2"				27.2"		

ECHO MODULAR SOFA 3SEATER + ARMREST (L/R)

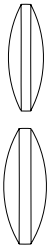
PROSTORIA



MSRP									
FABRIC									
100	200	300	400	500	600	700	60	80	
-	\$12,260	\$12,980	\$13,780	\$14,580	\$15,380	\$16,180	-	-	
FABRIC + LEATHER 80								ALL LEATHER	
100	200	300	400	500	600	700	60	80	
-	\$16,320	\$16,795	\$17,325	\$17,855	\$18,385	\$18,915	\$18,730	\$21,295	
DIMENSIONS									
W			D				H		
106.3"			39.4"				27.2"		

ECHO MODULAR SOFACUSHION LUX FILLING: FEATHER


PROSTORIA



MSRP									
CUSHION 17.7"x17.7"									
100	200	300	400	500	600	700	60	80	
-	\$280	\$325	\$375	\$425	\$480	\$530	\$635	\$810	
CUSHION 21.6"x21.6"									
100	200	300	400	500	600	700	60	80	
-	\$315	\$370	\$430	\$495	\$555	\$615	\$790	\$1,015	

ECHO MODULAR SOFA CONNECTOR

PROSTORIA



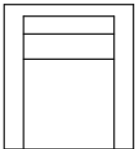
MSRP									
\$95									
DIMENSIONS									
W			D				H		
17.7"							4.9"		

SOFA COLLECTION

C
O
K
C
0
0
2
0
4

ELEGANCE SOFA ARMCHAIR

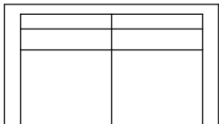
PROSTORIA



MSRP								
FABRIC								
100	200	300	400	500	600	700	60	80
-	\$3,310	\$3,575	\$3,865	\$4,155	\$4,450	\$4,740	\$6,645	\$7,955
FABRIC + LEATHER 80								
100	200	300	400	500	600	700	60	80
-	\$3,670	\$3,935	\$4,225	\$4,520	\$4,810	\$5,105	\$7,060	\$8,370
DIMENSIONS								
W			D			H		
32.6"			39.3"			30.3"		

ELEGANCE SOFA 2SEATER SOFA

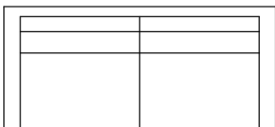
PROSTORIA



MSRP								
FABRIC								
100	200	300	400	500	600	700	60	80
-	\$5,055	\$5,520	\$6,030	\$6,545	\$7,060	\$7,570	\$10,730	\$13,020
FABRIC + LEATHER 80								
100	200	300	400	500	600	700	60	80
-	\$5,715	\$6,180	\$6,690	\$7,205	\$7,720	\$8,235	\$11,435	\$13,725
DIMENSIONS								
W			D			H		
32.6"			39.3"			30.3"		

ELEGANCE SOFA 3SEATER SOFA

PROSTORIA

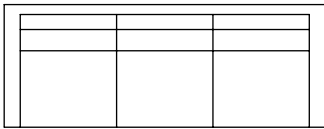


MSRP								
FABRIC								
100	200	300	400	500	600	700	60	80
-	\$5,730	\$6,270	\$6,875	\$7,475	\$8,080	\$8,680	\$12,520	\$15,245
FABRIC + LEATHER 80								
100	200	300	400	500	600	700	60	80
-	\$6,430	\$6,975	\$7,575	\$8,180	\$8,780	\$9,385	\$13,275	\$16,005
DIMENSIONS								
W			D			H		
32.6"			39.3"			30.3"		

SOFA COLLECTION

ELEGANCE SOFA 4SEATER SOFA

PROSTORIA



MSRP									
100	200	300	400	500	600	700	60	80	
-	\$6,705	\$7,335	\$8,035	\$8,735	\$9,435	\$10,135	\$14,645	\$17,815	
LUX									
100	200	300	400	500	600	700	60	80	
-	\$7,660	\$8,290	\$8,990	\$9,690	\$10,390	\$11,090	\$15,665	\$18,840	
DIMENSIONS									
W			D			H			
94"			35"			31"			

ELEGANCE SOFA POUF

PROSTORIA



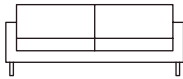
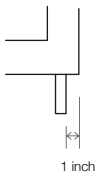
MSRP									
100	200	300	400	500	600	700	60	80	
-	\$2,220	\$2,405	\$2,620	\$2,835	\$3,045	\$3,260	\$4,195	\$5,045	
LUX									
100	200	300	400	500	600	700	60	80	
-	\$2,465	\$2,655	\$2,870	\$3,080	\$3,295	\$3,505	\$4,445	\$5,295	
DIMENSIONS									
W			D			H			
31"			24"			17"			

Lux presents the price for a model with feather, lux notification is required when ordering feather filling

2seater sofa, 3seater sofa and 4seater sofa are also available in option with one long seat cushion with a central seam and two backrest cushions

ELEGANCE SOFA BASES Metal Legs (h 6 inch)

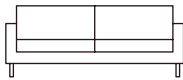
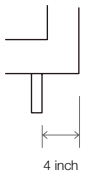
PROSTORIA



MSRP		
for Armchair L-773 L = 30 inch	for Sofa L-825 L = 33 inch	for Pouf L-533 L = 21 inch
\$260	\$260	\$260

ELEGANCE SOFA BASES Metal Legs Indented (h 6 inch)

PROSTORIA

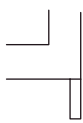


MSRP		
For Armchair L-657 L = 26 inch	for Sofa L-727 L = 29 inch	for Pouf
\$260	\$260	-

SOFA COLLECTION

ELEGANCE SOFA BASES Metal Legs Connected (h 6 inch)

PROSTORIA



MSRP

For Armchair L-832
L = 33 inch

for Sofa L-884
L = 35 inch

for Pouf L-592
L = 23 inch

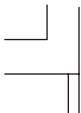
\$450

\$450

\$450

ELEGANCE SOFA BASES Inox Legs Connected (h 6 inch)

PROSTORIA



MSRP

For Armchair L-832
L = 33 inch

for Sofa L-884
L = 35 inch

for Pouf L-592
L = 23 inch

\$2,210

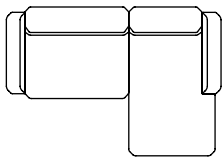
\$2,210

\$2,210

SOFA COLLECTION

FADE SOFA BED 2SEATER SOFA + CHAISE LOUNGE (L/R)

PROSTORIA



MSRP

100

200

300

400

500

600

700

60

80

-

\$10,745

\$11,505

\$12,345

\$13,295

\$14,160

\$15,025

-

-

DIMENSIONS

W

D

H

Seat depth

Seat height

Armrest height

99"

69"

30"

28"

16"

23"

COVER FOR INNER MATTRESS

100

200

300

400

500

600

700

60

80

\$245

\$360

\$475

\$600

\$720

\$850

\$975

-

-

Mattress 200 x 140 cm

- fade comes without cushions

- 2seater + chaise LOUNGE comes without the cover for the inner mattress, it can be ordered separately

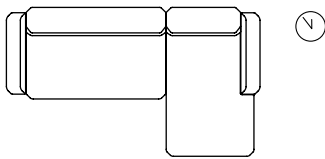
- chaise LOUNGE contains storage for bedding

- 2seater + chaise LOUNGE comes with padded foam to fill the gap between the mattress and the chaise LOUNGE

SOFA COLLECTION

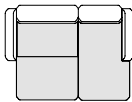
FADE SOFA BED 2.5SEATER SOFA + CHAISE LOUNGE (L/R)

PROSTORIA



MSRP									
100	200	300	400	500	600	700	60	80	
-	\$12,255	\$13,080	\$13,995	\$14,910	\$15,825	\$16,740	-	-	

DIMENSIONS									
W			D				H		
115"			69"				30"		




MSRP									
100	200	300	400	500	600	700	60	80	
\$285	\$425	\$565	\$720	\$880	\$1,035	\$1,195	-	-	

DIMENSIONS									
W			D				H		
115"			69"				30"		

- fade comes without cushions
- 2.5seater + chaise LOUNGE comes without the cover for the inner mattress, it can be ordered separately
- chaise LOUNGE contains storage for bedding
- 2.5seater + chaise LOUNGE comes with padded foam to fill the gap between the mattress and the chaise LOUNGE

FADE SOFA BED 3SEATER SOFA

PROSTORIA



MSRP									
100	200	300	400	500	600	700	60	80	
-	\$8,785	\$9,395	\$10,070	\$10,745	\$11,420	\$12,095	-	-	

DIMENSIONS									
W			D				H		
97"			43"				30"		



MSRP									
100	200	300	400	500	600	700	60	80	
\$320	\$490	\$660	\$850	\$1,035	\$1,225	\$1,415	-	-	

DIMENSIONS									
W			D				H		
97"			69"				30"		

- fade comes without cushions
- 3seater comes without the cover for the inner mattress, it can be ordered separately

SOFA COLLECTION

FOLD SOFA BED DOUBLE B&T

MSRP					
	COM	A	B	C	Real Leather
SINGLE	\$ 2,750	\$ 2,835	\$ 3,300	\$ 3,855	x
DOUBLE	\$ 3,910	\$ 4,020	\$ 4,955	\$ 6,070	x

DIMENSIONS						
	W	D	H	Seat depth	Seat height	Arm height
SINGLE	32"	35"	31"	20"	16"	23"
DOUBLE	59"	35"	31"	20"	16"	23"

7 yd 25 kg. SINGLE
14 yd 35 kg. DOUBLE

GO LARGE SOFA B&T

MSRP					
	COM	A	B	C	Real Leather
SINGLE	\$ 3,215	\$ 3,315	\$ 3,950	\$ 4,710	\$ 6,110
DOUBLE	\$ 4,380	\$ 4,515	\$ 5,535	\$ 6,755	\$ 8,620
TRIPLE	\$ 5,880	\$ 6,065	\$ 7,465	\$ 9,140	\$ 12,405

DIMENSIONS						
	W	D	H	Seat depth	Seat height	Arm height
SINGLE	35"	34"	24"	30"	16"	24"
DOUBLE	66"	34"	24"	30"	16"	24"
TRIPLE	92"	34"	24"	30"	16"	24"

6 yd 86 sq.ft 18 kg. SINGLE
9 yd 130 sq.ft 25 kg. DOUBLE
12 yd 194 sq.ft 35 kg. TRIPLE

SOFA COLLECTION


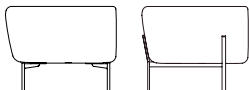
C
O
K
C
0
0
2
0
4

IMPRESSION MODULAR SOFA 2 SEATER SOFA

PROSTORIA

Base 01

Base 02



MSRP

	100	200	300	400	500	600	700	60	80
B01	-	\$6,050	\$6,425	\$6,850	\$7,275	\$7,700	\$8,125	-	-
B02	-	\$6,300	\$6,685	\$7,110	\$7,530	\$7,955	\$8,380	-	-

DIMENSIONS

W	D	H	Seat depth	Seat height
65"	35"	28"	28"	16"

IMPRESSION MODULAR SOFA 2.5 SEATER SOFA

PROSTORIA



MSRP


	100	200	300	400	500	600	700	60	80
B01	-	\$6,620	\$7,060	\$7,540	\$8,025	\$8,505	\$8,990	-	-
B02	-	\$6,955	\$7,390	\$7,875	\$8,355	\$8,840	\$9,325	-	-

DIMENSIONS

W	D	H
79"	35"	28"

IMPRESSION MODULAR SOFA 3 SEATER SOFA

PROSTORIA



MSRP

	100	200	300	400	500	600	700	60	80
B01	-	\$6,950	\$7,440	\$7,980	\$8,525	\$9,065	\$9,610	-	-
B02	-	\$7,285	\$7,775	\$8,315	\$8,860	\$9,400	\$9,945	-	-

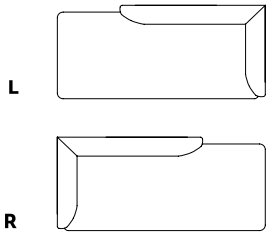
DIMENSIONS

W	D	H
93"	35"	28"

SOFA COLLECTION

IMPRESSION MODULAR SOFA CHAISE LOUNGE (L/R)

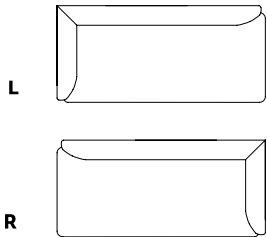
PROSTORIA



MSRP									
B01									
	100	200	300	400	500	600	700	60	80
190	-	\$7,190	\$7,525	\$7,900	\$8,275	\$8,645	\$9,020	-	-
255	-	\$7,365	\$7,755	\$8,185	\$8,620	\$9,050	\$9,480	-	-
B02									
	100	200	300	400	500	600	700	60	80
190	-	\$7,325	\$7,660	\$8,035	\$8,405	\$8,780	\$9,150	-	-
255	-	\$7,540	\$7,930	\$8,360	\$8,790	\$9,225	\$9,655	-	-
DIMENSIONS									
W			D				H		
35"			75/89"				28"		

IMPRESSION MODULAR SOFA END UNIT (L/R)

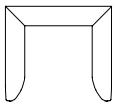
PROSTORIA



MSRP									
B01									
	100	200	300	400	500	600	700	60	80
190	-	\$7,235	\$7,620	\$8,045	\$8,475	\$8,905	\$9,330	-	-
255	-	\$7,600	\$8,040	\$8,525	\$9,010	\$9,500	\$9,990	-	-
B02									
	100	200	300	400	500	600	700	60	80
190	-	\$7,345	\$7,730	\$8,160	\$8,585	\$9,015	\$9,440	-	-
255	-	\$7,740	\$8,180	\$8,665	\$9,155	\$9,640	\$10,130	-	-
DIMENSIONS									
W			D				H		
75/89"			36"				28"		

IMPRESSION MODULAR SOFA ARMCHAIR

PROSTORIA



MSRP									
	100	200	300	400	500	600	700	60	80
B01	-	\$3,960	\$4,225	\$4,525	\$4,820	\$5,115	\$5,415	-	-
B02	-	\$4,380	\$4,650	\$4,945	\$5,240	\$5,540	\$5,835	-	-
DIMENSIONS									
W			D				H		
36"			31"				28"		

C
O
K
C
0
0
2
0
4

SOFA COLLECTION

IMPRESSION MODULAR SOFA CUSHIONS LUX FILLING: FEATHER

PROSTORIA



MSRP									
CUSHION 60 x 42									
100	200	300	400	500	600	700	60	80	
-	\$495	\$560	\$635	\$710	\$785	\$860	-	-	
CUSHION 75 x 45									
100	200	300	400	500	600	700	60	80	
-	\$550	\$630	\$715	\$804	\$890	\$975	-	-	

- we recommend ordering additional cushions for a more comfortable use

ISOLA

B&T

MSRP					
	COM	A	B	C	Real Leather
SINGLE	\$ 2,715	\$ 2,800	\$ 3,355	\$ 4,025	\$ 5,050
DOUBLE	\$ 4,615	\$ 4,755	\$ 5,680	\$ 6,785	\$ 8,480
TRIPLE	\$ 5,770	\$ 5,950	\$ 7,090	\$ 8,455	\$ 10,545

DIMENSIONS						
	W	D	H	Seat depth	Seat height	Arm height
SINGLE	28"	32"	28"	24"	16"	20"
DOUBLE	55"	32"	28"	24"	16"	20"
TRIPLE	71"	32"	28"	24"	16"	20"

# 4 yd	🏠 63 sq.ft	📦 24 kg.	SINGLE
# 7 yd	🏠 104 sq.ft	📦 32 kg.	DOUBLE
# 8 yd	🏠 125 sq.ft	📦 37 kg.	TRIPLE

JOS

TWO-SEATER SETEE

BABEL D

MSRP		
With Cushion		
\$2,875		
DIMENSIONS		
W	D	H
50.4"	26,8"	31.5"

Cushion included in price.

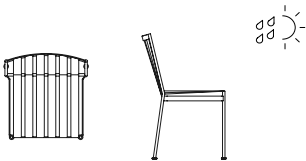


sitting height 17 inch without cushion, 19 inch with cushion

JUGO OUTDOOR

CHAIR

PROSTORIA



MSRP

\$1,385

stackable, 6 pieces

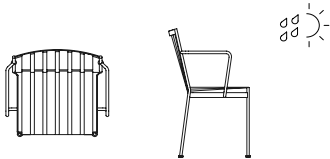
DIMENSIONS

W	D	H
21"	22"	31"

JUGO OUTDOOR

CHAIR WITH METAL ARMREST

PROSTORIA



MSRP

\$1,495

stackable, 6 pieces

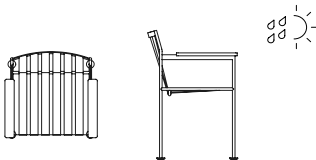
DIMENSIONS

W	D	H
24"	22"	31"

JUGO OUTDOOR

CHAIR WITH WOODEN ARMREST

PROSTORIA



MSRP

TEAK | \$1,755

DIMENSIONS

W	D	H
24"	22"	31"

CHAIR CUSHION

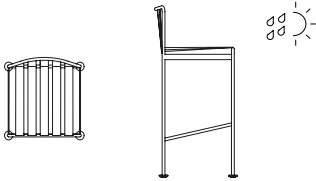
MSRP

100	200	300	400	500	600	700	60	80
-	\$640	\$705	\$775	\$845	\$915	\$985	-	-

JUGO OUTDOOR

BARSTOOL

PROSTORIA



MSRP

\$1,325

DIMENSIONS

W	D	H
18"	19"	38"

MSRP

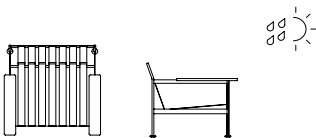
100	200	300	400	500	600	700	60	80
-	\$380	\$420	\$460	\$500	\$540	\$585	-	-

BARSTOOL CUSHION

JUGO OUTDOOR

ARMCHAIR

PROSTORIA



MSRP

TEAK | \$2,260

DIMENSIONS

W	D	H
33"	31"	25"

MSRP

100	200	300	400	500	600	700	60	80
-	\$1,235	\$1,455	\$1,705	\$1,955	\$2,205	\$2,455	-	-

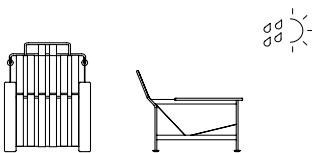
ARMCHAIR CUSHION

armchair sitting height 11 inch without cushion, 17 inch with cushion

JUGO OUTDOOR

LOUNGE ARMCHAIR W

PROSTORIA



MSRP

TEAK | \$2,255

DIMENSIONS

W	D	H
27"	37"	28"

MSRP

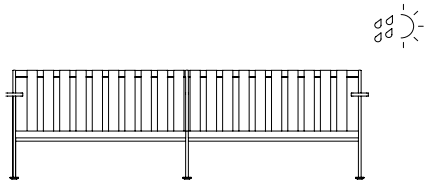
100	200	300	400	500	600	700	60	80
-	\$1,415	\$1,650	\$1,920	\$2,185	\$2,450	\$2,715	-	-

LOUNGE ARMCHAIR CUSHION

lounge armchair sitting height 10 inch without cushion, 15 inch with cushion

JUGO OUTDOOR 3 SEATER

PROSTORIA



MSRP

TEAK | \$3,705

DIMENSIONS

W	D	H
84"	31"	25"

MSRP

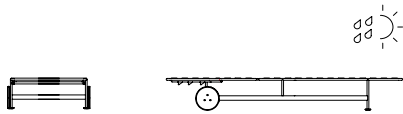
100	200	300	400	500	600	700	60	80
-	\$2,415	\$2,865	\$3,360	\$3,860	\$4,360	\$4,860	-	-

3seater sitting height 11 inch without cushion, 17 inch with cushion

3 SEATER CUSHION

JUGO OUTDOOR SUNLOUNGER

PROSTORIA



MSRP

\$5,375


DIMENSIONS

W	D	H
83"	30"	11"

sunlounger sitting height 11 inch without cushion, 17 inch with cushion

JUGO OUTDOOR SUNLOUNGER WITH ARMRESTS

PROSTORIA



MSRP


TEAK | \$6,370

DIMENSIONS

W	D	H
83"	39"	20"

JUGO OUTDOOR SUNLOUNGER WITH 1 ARMREST (L/R)

PROSTORIA



SUNLOUNGER CUSHION

MSRP	
------	--

TEAK | \$6,110

DIMENSIONS		
------------	--	--

W	D	H
83"	34"	20"

MSRP								
------	--	--	--	--	--	--	--	--

100	200	300	400	500	600	700	80	80
-	\$2,170	\$2,545	\$2,960	\$3,375	\$3,790	\$4,205	-	-

sunlounger sitting height 11 inch without cushion, 17 inch with cushion

JUGO OUTDOOR TABLE 140X80

PROSTORIA



MSRP	
------	--

TEAK | \$6,900

DIMENSIONS		
------------	--	--

W	D	H
55"	31"	30"

JUGO OUTDOOR TABLE 80X80

PROSTORIA



MSRP	
------	--

TEAK | \$4,930

DIMENSIONS		
------------	--	--

W	D	H
31"	31"	30"

JUGO OUTDOOR TABLE EXTENSION

PROSTORIA



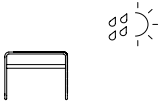
MSRP	
------	--

TEAK | \$3,215

DIMENSIONS		
------------	--	--

W	D	H
20"	30"	2"

JUGO OUTDOOR LOW TABLE		PROSTORIA
	MSRP	
	TEAK	\$5,260
	DIMENSIONS	
W	D	H
37"	37"	16"

JUGO OUTDOOR SIDE TABLE		PROSTORIA
	MSRP	
	\$1,415	
	DIMENSIONS	
W	D	H
18"	21"	16"
available only in the option with metal rails		

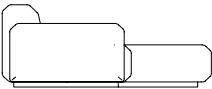
SOFA COLLECTION

KANO TWO-SEATER SETEE		BABEL D
	MSRP	
	Metal	
	\$2.495	
	DIMENSIONS	
	W	D
	53.5"	25.2"
		H
		28.3"

KANO CUSHION		BABEL D
	MSRP	
	CHAIR CUSHION	
	\$405	


SOFA COLLECTION

C
O
K
C
0
0
2
0
4



KLASTER MODULAR SOFA SEAT S

PROSTORIA




	MSRP								
	100	200	300	400	500	600	700	60	80
65	-	\$1,890	\$2,050	\$2,235	\$2,420	\$2,600	\$2,785	-	-
98	-	\$2,570	\$2,835	\$3,130	\$3,425	\$3,720	\$4,015	-	-

DIMENSIONS			
W	D	H	Seat height
36"	26/38"	15"	15"

KLASTER MODULAR SOFA SEAT M

PROSTORIA



	MSRP								
	100	200	300	400	500	600	700	60	80
65	-	\$2,595	\$2,780	\$2,990	\$3,195	\$3,400	\$3,605	-	-
98	-	\$3,200	\$3,440	\$3,700	\$3,965	\$4,225	\$4,490	-	-
130	-	\$3,260	\$3,545	\$3,865	\$4,185	\$4,500	\$4,820	-	-

DIMENSIONS			
W	D	H	Seat height
51"	26/38/51"	15"	15"

KLASTER MODULAR SOFA SEAT XL

PROSTORIA




	MSRP								
	100	200	300	400	500	600	700	60	80
65	-	\$2,950	\$3,200	\$3,480	\$3,760	\$4,040	\$4,320	-	-

DIMENSIONS			
W	D	H	Seat height
77"	26"	15"	15"

SOFA COLLECTION

KLASTER MODULAR SOFA BACKREST S

PROSTORIA




	MSRP								
	100	200	300	400	500	600	700	60	80
LOW	-	\$1,695	\$1,820	\$1,955	\$2,090	\$2,225	\$2,360	-	-
HIGH	-	\$1,845	\$2,000	\$2,175	\$2,350	\$2,525	\$2,700	-	-

DIMENSIONS		
W	D	H
38"	15"	15/28"

KLASTER MODULAR SOFA BACKREST M

PROSTORIA

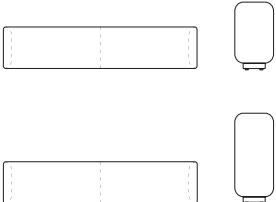


	MSRP								
	100	200	300	400	500	600	700	60	80
LOW	-	\$1,985	\$2,145	\$2,315	\$2,490	\$2,665	\$2,840	-	-
HIGH	-	\$2,245	\$2,440	\$2,655	\$2,870	\$3,085	\$3,300	-	-

DIMENSIONS		
W	D	H
51"	13"	20/28"

KLASTER MODULAR SOFA BACKREST L

PROSTORIA

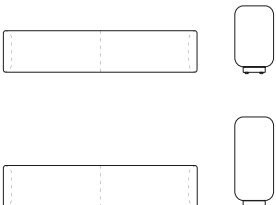


	MSRP								
	100	200	300	400	500	600	700	60	80
LOW	-	\$2,340	\$2,525	\$2,735	\$2,940	\$3,150	\$3,355	-	-
HIGH	-	\$2,475	\$2,705	\$2,960	\$3,215	\$3,470	\$3,725	-	-

DIMENSIONS		
W	D	H
64"	13"	20/28"

KLASTER MODULAR SOFA BACKREST XL

PROSTORIA

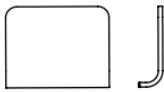


	MSRP								
	100	200	300	400	500	600	700	60	80
LOW	-	\$2,525	\$2,750	\$2,995	\$3,240	\$3,485	\$3,735	-	-
HIGH	-	\$2,690	\$2,960	\$3,265	\$3,565	\$3,870	\$4,170	-	-

DIMENSIONS		
W	D	H
77"	13"	20/28"

SOFA COLLECTION

KLASTER MODULAR SOFA WOODEN ARMREST PROSTORIA



MSRP		
\$990		
DIMENSIONS		
W	D	H
25.6"	6.1"	20.4"

KLASTER MODULAR SOFA WOODEN ARMREST (L/R) FOR SOFA BED PROSTORIA



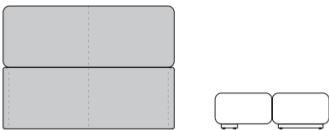
MSRP		
\$990		
DIMENSIONS		
W	D	H
25.6"	6.1"	20.4"

KLASTER MODULAR SOFA 3SEATER PROSTORIA



MSRP								
100	200	300	400	500	600	700	60	80
-	\$7,455	\$8,000	\$8,605	\$9,210	\$9,815	\$10,420	-	-
DIMENSIONS								
W	D	H						
76.7"	38.4"	27.5"						

KLASTER MODULAR SOFA CHAISE LOUNGE 98 PROSTORIA



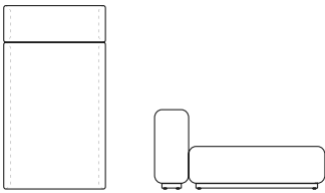
MSRP								
100	200	300	400	500	600	700	60	80
-	\$6,930	\$7,310	\$7,730	\$8,155	\$8,575	\$9,000	-	-
DIMENSIONS								
W	D	H						
38.4"	64"	27.5"						

C
O
K
C
0
0
2
0
4

SOFA COLLECTION

KLASTER MODULAR SOFA CHAISE LOUNGE 130

PROSTORIA



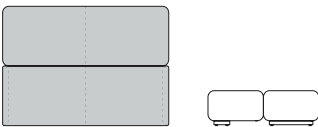
MSRP								
100	200	300	400	500	600	700	60	80
-	\$7,680	\$8,165	\$8,705	\$9,245	\$9,790	\$10,330	-	-
DIMENSIONS								
W			D			H		
51.2"			64"			27.5"		

KLASTER MODULAR SOFA & SOFA BED 2 SEATER

PROSTORIA



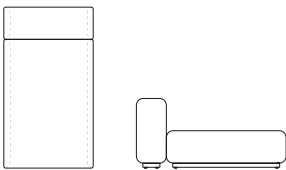
MSRP								
100	200	300	400	500	600	700	60	80
-	\$7,455	\$8,000	\$8,605	\$9,210	\$9,815	\$10,420	-	-
DIMENSIONS								
W			D			H		
77"			38"			28"		



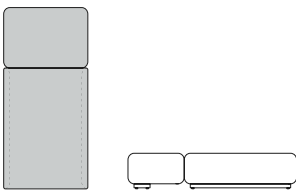
DIMENSIONS			
MATTRESS	W	D	H
51 x 77"	51"	77"	15"

KLASTER MODULAR SOFA & SOFA BED CHAISE LOUNGE 98

PROSTORIA

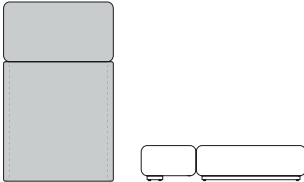
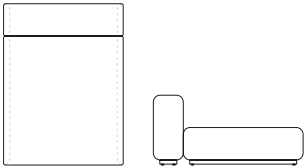


MSRP								
100	200	300	400	500	600	700	60	80
-	\$6,930	\$7,310	\$7,730	\$8,155	\$8,575	\$9,000	-	-
DIMENSIONS								
W			D			H		
38"			64"			28"		



DIMENSIONS			
MATTRESS	W	D	H
77 x 38"	38"	77"	15"

KLASTER MODULAR SOFA & SOFA BED CHAISE LOUNGE 130 PROSTORIA



MSRP								
100	200	300	400	500	600	700	60	80
-	\$7,680	\$8,165	\$8,705	\$9,250	\$9,790	\$10,330	-	-

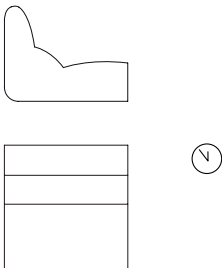
DIMENSIONS		
W	D	H
51"	64"	28"

DIMENSIONS			
MATTRESS	W	D	H
77 x 38"	51"	64"	15"

- uz svaki modul dobivaju se dvije sPojnice
- Metal platform is available only in trend 9 powder coated finish

SOFA COLLECTION

LAYOUT MODULAR SOFA 1 SEATER PROSTORIA

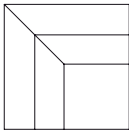


MSRP								
100	200	300	400	500	600	700	60	80
-	\$2,785	\$2,990	\$3,220	\$3,445	\$3,675	\$3,900	-	-

DIMENSIONS				
W	D	H	Seat depth	Seat height
35"	35"	28 / 30 / 32"	26"	12 / 14 / 16" depending on the base

LAYOUT MODULAR SOFA CORNER

PROSTORIA

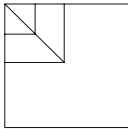


MSRP								
100	200	300	400	500	600	700	60	80
-	\$3,755	\$4,005	\$4,285	\$4,560	\$4,835	\$5,110	-	-

DIMENSIONS		
W	D	H
35"	35"	28 / 30 / 32"

LAYOUT MODULAR SOFA OUTER CORNER

PROSTORIA




MSRP								
100	200	300	400	500	600	700	60	80
-	\$2,800	\$2,995	\$3,210	\$3,425	\$3,604	\$3,855	-	-

DIMENSIONS		
W	D	H
35"	35"	28 / 30 / 32"

LAYOUT MODULAR SOFA POUF

PROSTORIA



MSRP								
100	200	300	400	500	600	700	60	80
-	\$1,900	\$2,040	\$2,195	\$2,345	\$2,500	\$2,660	-	-

DIMENSIONS		
W	D	H
35"	35"	12 / 14 / 16"

LAYOUT MODULAR SOFA METAL PLATFORM HEIGHT 3,5 INCH

PROSTORIA

MSRP
\$320

- if the base type is not specified, we will process the order with the standard feet

SOFA COLLECTION

C
O
K
C
0
0
2
0
4

LED

B&T

6 yd	86 sq.ft	25 kg.	SINGLE
7 yd	104 sq.ft	35 kg.	DOUBLE
8 yd	121 sq.ft	45 kg.	TRIPLE
2 yd	32 sq.ft	25 kg.	POUF 165x55

MSRP					
	COM	A	B	C	Real Leather
SINGLE	\$ 2,300	\$ 2,370	\$ 2,790	\$ 3,295	\$ 4,060
DOUBLE	\$ 3,010	\$ 3,105	\$ 3,630	\$ 4,260	\$ 5,225
TRIPLE	\$ 3,640	\$ 3,750	\$ 4,385	\$ 5,140	\$ 6,295
POUF 165x55	\$ 1,345	\$ 1,390	\$ 1,610	\$ 1,870	\$ 2,195

DIMENSIONS						
	W	D	H	Seat depth	Seat height	Arm height
SINGLE	31"	28"	28"	21"	16"	24"
DOUBLE	52"	28"	28"	21"	16"	24"
TRIPLE	74"	28"	28"	21"	16"	24"
POUF 165x55	65"	22"	16"	22"	16"	-

SOFA COLLECTION

Mabel

C
O
K
C
0
0
2
0
4

MABEL

B&T

4 yd	57 sq.ft	25 kg.	SINGLE
6 yd	119 sq.ft	35 kg.	DOUBLE
8 yd	122 sq.ft	50 kg.	TRIPLE

MSRP

	COM	A	B	C	Real Leather
SINGLE	\$ 2,505	\$ 2,580	\$ 2,990	\$ 3,480	\$ 4,230
DOUBLE	\$ 3,520	\$ 3,630	\$ 4,160	\$ 4,790	\$ 5,750
TRIPLE	\$ 4,505	\$ 4,645	\$ 5,340	\$ 6,175	\$ 7,450

DIMENSIONS

	W	D	H	Seat depth	Seat height	Arm height
SINGLE	34"	28"	27"	20"	17"	24"
DOUBLE	58"	28"	27"	20"	17"	24"
TRIPLE	81"	28"	27"	20"	17"	24"

*Standard prices are for the Mabel Sofas with one regular arm and one wing arm.
*Arms are optional to change at all dimensions (Single - Double - Triple):
2 Wings - Right Wing - Left Wing - Without Wing

MSRP

	COM	A	B	C	Real Leather
ADDITIONAL WING	\$ 190	\$ 200	\$ 315	\$ 455	\$ 675

Add price difference

for double wing arm / Subtract price difference for double regular flat arm from the table above.

SOFA COLLECTION

C
O
K
C
0
0
2
0
4

MABEL COMFORT

B&T

MSRP					
	COM	A	B	C	Real Leather
SINGLE	\$ 3,035	\$ 3,130	\$ 3,765	\$ 4,525	\$ 5,685
SINGLE ROUND	\$ 3,450	\$ 3,560	\$ 4,170	\$ 4,895	\$ 6,010
SINGLE ROUND MR	\$ 3,585	\$ 3,695	\$ 4,305	\$ 5,035	\$ 6,145
DOUBLE 170	\$ 4,740	\$ 4,890	\$ 5,850	\$ 6,995	\$ 8,755
DOUBLE 200	\$ 5,250	\$ 5,415	\$ 6,410	\$ 7,665	\$ 9,755
TRIPLE	\$ 5,625	\$ 5,795	\$ 6,250	\$ 7,275	\$ 8,695

DIMENSIONS						
	W	D	H	Seat depth	Seat height	Arm height
SINGLE	39"	34"	15"	22"	15"	21"
SINGLE ROUND BASE	39"	34"	15"	22"	15"	21"
DOUBLE 167	66"	34"	15"	22"	15"	21"
DOUBLE 11197	77.5"	34"	15"	22"	15"	21"
TRIPLE 227	89.5"	34"	15"	22"	15"	21"

7 yd 97 sq.ft 23 kg.
7 yd 97 sq.ft 27 kg.
10 yd 146 sq.ft 30 kg.
11 yd 162 sq.ft 34 kg.
12 yd 178 sq.ft 37 kg.

SINGLE
SINGLE ROUND BASE
DOUBLE 170
DOUBLE 200
TRIPLE

*Standard prices are for the Mabel Sofas with one regular arm and one wing arm.
*Arms are optional to change at all dimensions (Single - Double - Triple):
2 Wings - Right Wing - Left Wing - Without Wing


MSRP					
	COM	A	B	C	Real Leather
	\$ 190	\$ 200	\$ 252	\$ 380	\$ 560

Add price difference

difference for double wing arm / Subtract price difference for double regular flat arm from the table above.

SOFA COLLECTION

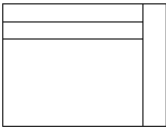
MATCH L1SEATERPROSTORIA



MSRP									
	100	200	300	400	500	600	700	60	80
33	-	\$2,645	\$2,860	\$3,095	\$3,535	\$3,815	\$4,095	\$4,930	\$5,855
40.5	-	\$2,945	\$3,175	\$3,420	\$3,875	\$4,170	\$4,460	\$5,600	\$6,665

DIMENSIONS		
W	D	H
33/40.5"	35"	27.5"

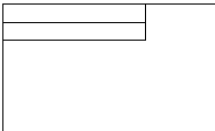
MATCH L1SEATER + ARMREST (L/R)PROSTORIA



MSRP									
	100	200	300	400	500	600	700	60	80
33	-	\$3,640	\$3,925	\$4,245	\$4,890	\$5,280	\$5,665	\$7,265	\$8,695
40.5	-	\$4,045	\$4,385	\$4,765	\$5,395	\$5,825	\$6,260	\$8,045	\$9,655

DIMENSIONS		
W	D	H
39/47"	35"	27.5"


MATCH L1WSEATER EXTENDED (L/R)PROSTORIA



MSRP									
	100	200	300	400	500	600	700	60	80
33	-	\$3,455	\$3,720	\$4,005	\$4,420	\$4,735	\$5,050	\$6,740	\$8,005
40.5	-	\$3,625	\$3,920	\$4,245	\$4,775	\$5,150	\$5,520	\$7,295	\$8,740
47	-	\$3,885	\$4,225	\$4,605	\$5,105	\$5,515	\$5,920	\$7,930	\$9,555

DIMENSIONS		
W	D	H
51/59/71"	35"	27.5"

MATCH L2SEATERPROSTORIA




MSRP									
	100	200	300	400	500	600	700	60	80
33	-	\$4,595	\$5,000	\$5,455	\$6,030	\$6,510	\$6,985	\$9,040	\$10,845
40.5	-	\$4,815	\$5,245	\$5,725	\$6,370	\$6,885	\$7,400	\$9,765	\$11,785

DIMENSIONS		
W	D	H
65/81	35"	27.5"

MATCH L

2SEATER + ARMREST (L/R)

PROSTORIA



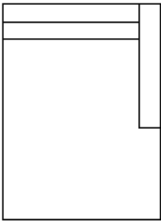
MSRP									
	100	200	300	400	500	600	700	60	80
33	-	\$5,530	\$6,010	\$6,550	\$7,295	\$7,875	\$8,460	\$10,715	\$12,845
40.5	-	\$5,835	\$6,330	\$6,885	\$7,640	\$8,235	\$8,830	\$11,780	\$14,220

DIMENSIONS		
W	D	H
72/88"	35"	27.5"

MATCH L

CHAISE LOUNGE (L/R)

PROSTORIA




MSRP									
	100	200	300	400	500	600	700	60	80
33	-	\$4,715	\$5,120	\$5,570	\$6,185	\$6,675	\$7,160	\$9,510	\$11,460
40.5	-	\$5,130	\$5,545	\$6,005	\$6,630	\$7,130	\$7,625	\$10,310	\$12,405

DIMENSIONS		
W	D	H
39/47"	65"	27.5"

MATCH L

CHAISE LOUNGE LONG (L/R)

PROSTORIA



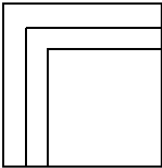
MSRP									
	100	200	300	400	500	600	700	60	80
83	-	\$5,040	\$5,495	\$6,000	\$6,630	\$7,160	\$7,695	\$10,325	\$12,495
103	-	\$5,275	\$5,735	\$6,250	\$6,890	\$7,430	\$7,975	\$10,920	\$13,230

DIMENSIONS		
W	D	H
39/47"	77"	27.5"

MATCH L

CORNER


PROSTORIA



MSRP									
	100	200	300	400	500	600	700	60	80
-		\$3,435	\$3,680	\$3,950	\$4,345	\$4,645	\$4,940	\$6,650	\$7,875

DIMENSIONS		
W	D	H
35"	35"	27.5"

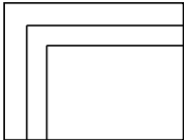
MATCH L CORNER EXTENDED (L/R) PROSTORIA



MSRP									
	100	200	300	400	500	600	700	60	80
33	-	\$5,305	\$5,700	\$6,130	\$6,645	\$7,095	\$7,550	\$10,245	\$12,190
40.5	-	\$5,635	\$6,060	\$6,540	\$7,145	\$7,650	\$8,155	\$10,945	\$13,090

DIMENSIONS		
W	D	H
72/88"	35"	27.5"


MATCH L CORNER ASYMMETRICAL (L/R) PROSTORIA



MSRP									
	100	200	300	400	500	600	700	60	80
-		\$3,845	\$4,140	\$4,460	\$4,915	\$5,265	\$5,615	\$7,435	\$8,805

DIMENSIONS		
W	D	H
35"	35"	27.5"

MATCH L ISLAND PROSTORIA



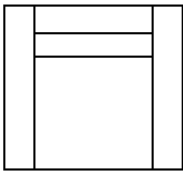
MSRP									
	100	200	300	400	500	600	700	60	80
33	-	\$2,190	\$2,350	\$2,530	\$2,880	\$3,095	\$3,310	\$3,840	\$4,545
40.5	-	\$2,290	\$2,475	\$2,685	\$3,100	\$3,355	\$3,605	\$4,095	\$4,870

DIMENSIONS		
W	D	H
39/47"	77"	27.5"

MATCH L

ARMCHAIR

PROSTORIA




MSRP								
100	200	300	400	500	600	700	60	80
-	\$4,625	\$4,990	\$5,395	\$6,050	\$6,510	\$6,970	\$9,300	\$11,140

DIMENSIONS		
W	D	H
39"	35"	27.5"

MATCH L

POUF 40.5x33

PROSTORIA




MSRP								
100	200	300	400	500	600	700	60	80
-	\$2,220	\$2,395	\$2,585	\$2,945	\$3,180	\$3,410	\$4,085	\$4,880

DIMENSIONS		
W	D	H
40.5	33"	16"

MATCH L

POUF 39x39

PROSTORIA




MSRP								
100	200	300	400	500	600	700	60	80
-	\$2,595	\$2,845	\$3,125	\$3,570	\$3,890	\$4,200	\$4,630	\$5,530

DIMENSIONS		
W	D	H
39"	39"	16"

MATCH L

POUF 47x47

PROSTORIA



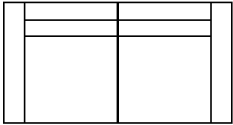
MSRP								
100	200	300	400	500	600	700	60	80
-	\$2,685	\$2,950	\$3,245	\$3,715	\$4,045	\$4,380	\$5,160	\$6,240

DIMENSIONS		
W	D	H
47"	47"	27.5"

MATCH L

2SEATER SOFA

PROSTORIA




MSRP								
100	200	300	400	500	600	700	60	80
-	\$5,230	\$5,725	\$6,280	\$7,160	\$7,785	\$8,405	\$11,325	\$13,850

DIMENSIONS		
W	D	H
65"	35"	27.5"

MATCH L

2.5SEATER SOFA

PROSTORIA




MSRP								
100	200	300	400	500	600	700	60	80
-	\$6,475	\$7,065	\$7,725	\$8,550	\$9,245	\$9,440	\$13,585	\$16,560

DIMENSIONS		
W	D	H
79"	35"	27.5"

MATCH L

3SEATER SOFA

PROSTORIA



MSRP								
100	200	300	400	500	600	700	60	80
-	\$6,205	\$6,775	\$7,405	\$8,195	\$8,860	\$9,530	\$13,020	\$15,875

DIMENSIONS		
W	D	H
94"	35"	27.5"


SOFA COLLECTION

C
O
K
C
O
2
0
4

MATCH XL

1 SEATER

PROSTORIA




MSRP									
	100	200	300	400	500	600	700	60	80
33	-	\$2,740	\$2,960	\$3,205	\$3,655	\$3,945	\$4,235	\$5,075	\$6,015
40.5	-	\$3,060	\$3,295	\$3,550	\$4,035	\$4,340	\$4,650	\$5,925	\$7,070

DIMENSIONS			
W	D	H	Seat height
33/40.5"	39"	27.5"	16"

MATCH XL

1 SEATER + ARMREST (L/R)

PROSTORIA



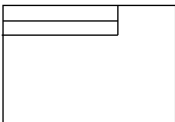
MSRP									
	100	200	300	400	500	600	700	60	80
33	-	\$3,825	\$4,130	\$4,470	\$5,055	\$5,450	\$5,840	\$7,660	\$9,175
40.5	-	\$4,200	\$4,560	\$4,965	\$5,575	\$6,020	\$6,465	\$8,440	\$10,155

DIMENSIONS		
W	D	H
39/47"	39"	27.5"

MATCH XL

1 SEATER EXTENDED (L/R)

PROSTORIA



MSRP									
	100	200	300	400	500	600	700	60	80
83	-	\$3,565	\$3,835	\$4,130	\$4,510	\$4,830	\$5,145	\$7,005	\$8,340
103	-	\$3,900	\$4,205	\$4,550	\$5,020	\$5,390	\$5,760	\$7,670	\$9,150
120	-	\$4,160	\$4,515	\$4,915	\$5,435	\$5,860	\$6,285	\$8,240	\$9,880

DIMENSIONS		
W	D	H
39/47"	39"	27.5"

MATCH XL

2SEATER

PROSTORIA




MSRP									
	100	200	300	400	500	600	700	60	80
33	-	\$4,670	\$5,095	\$5,560	\$6,240	\$6,755	\$7,265	\$9,310	\$11,205
40.5	-	\$4,920	\$5,370	\$5,865	\$6,570	\$7,110	\$7,655	\$10,070	\$12,180

DIMENSIONS		
W	D	H
65/81"	39"	27.5"

MATCH XL

2SEATER + ARMREST (L/R)

PROSTORIA



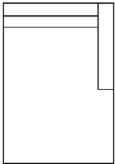
MSRP									
	100	200	300	400	500	600	700	60	80
33	-	\$5,720	\$6,230	\$6,795	\$7,565	\$8,175	\$8,785	\$11,200	\$13,455
40.5	-	\$6,060	\$6,575	\$7,155	\$7,980	\$8,615	\$9,245	\$12,490	\$15,130

DIMENSIONS		
W	D	H
72/88"	39"	27.5"

MATCH XL

CHAISE LOUNGE (L/R)

PROSTORIA



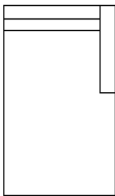
MSRP									
	100	200	300	400	500	600	700	60	80
33	-	\$4,905	\$5,310	\$5,760	\$6,340	\$6,820	\$7,295	\$9,820	\$11,805
40.5	-	\$5,300	\$5,750	\$6,245	\$6,865	\$7,390	\$7,915	\$10,860	\$13,120

DIMENSIONS		
W	D	H
39/47/69"	35"	27.5"

MATCH XL

CHAISE LOUNGE LONG (L/R)

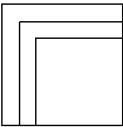
PROSTORIA



MSRP									
	100	200	300	400	500	600	700	60	80
33	-	\$5,350	\$5,805	\$6,405	\$6,940	\$7,470	\$8,005	\$10,745	\$12,950
40.5	-	\$5,595	\$6,070	\$6,595	\$7,240	\$7,790	\$8,340	\$11,520	\$13,935


DIMENSIONS		
W	D	H
39/47"	81"	27.5"

MATCH XL CORNER **PROSTORIA**



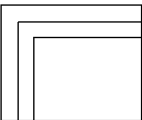
MSRP								
100	200	300	400	500	600	700	60	80
-	\$3,655	\$3,950	\$4,270	\$4,680	\$5,025	\$5,365	\$7,370	\$8,810
DIMENSIONS								
W			D			H		
39"			39"			27.5"		

MATCH XL CORNER EXTENDED (L/R) **PROSTORIA**



MSRP								
100	200	300	400	500	600	700	60	80
-	\$5,630	\$6,060	\$6,540	\$7,390	\$7,950	\$8,510	\$10,995	\$13,145
-	\$5,905	\$6,370	\$6,885	\$7,855	\$8,470	\$9,085	\$11,545	\$13,820
DIMENSIONS								
W			D			H		
72/80			39"			16"		

MATCH XL CORNER ASYMMETRICAL (L/R) **PROSTORIA**



MSRP								
100	200	300	400	500	600	700	60	80
-	\$4,055	\$4,395	\$4,775	\$5,235	\$5,635	\$6,030	\$8,145	\$9,750
DIMENSIONS								
W			D			H		
47"			39"			27.5"		

MATCH XL ISLAND **PROSTORIA**



MSRP								
100	200	300	400	500	600	700	60	80
-	\$2,265	\$2,550	\$2,750	\$3,115	\$3,350	\$3,585	\$4,195	\$4,975
-	\$2,555	\$2,790	\$3,055	\$3,480	\$3,780	\$4,080	\$4,580	\$5,480
DIMENSIONS								
W			D			H		
32/40.5"			39"			16"		

C
O
K
C
0
0
2
0
4

MATCH XL

POUF 40.5x33

PROSTORIA




MSRP								
100	200	300	400	500	600	700	60	80
-	\$2,220	\$2,395	\$2,585	\$2,945	\$3,180	\$3,410	\$4,085	\$4,880
DIMENSIONS								
W			D			H		
40.5"			33"			16"		

MATCH XL

POUF 39x39

PROSTORIA




MSRP								
100	200	300	400	500	600	700	60	80
-	\$2,685	\$2,950	\$3,245	\$3,715	\$4,045	\$4,380	\$5,160	\$6,240
DIMENSIONS								
W			D			H		
39"			39"			16"		

MATCH XL

POUF 47x47

PROSTORIA




MSRP								
100	200	300	400	500	600	700	60	80
-	\$2,685	\$2,950	\$3,245	\$3,715	\$4,045	\$4,380	\$5,160	\$6,240
DIMENSIONS								
W			D			H		
47"			47"			16"		

MATCH XL

2.5SEATER SOFA

PROSTORIA




MSRP								
100	200	300	400	500	600	700	60	80
-	\$6,465	\$7,040	\$7,680	\$8,445	\$9,115	\$9,780	\$13,380	\$16,290
DIMENSIONS								
W			D			H		
79"			39"			27.5"		

MATCH XL

3SEATER SOFA

PROSTORIA



MSRP								
100	200	300	400	500	600	700	60	80
-	\$6,975	\$7,610	\$8,310	\$9,180	\$9,920	\$10,665	\$14,620	\$17,775
DIMENSIONS								
W			D			H		
94"			39"			27.5"		

SOFA COLLECTION

MELIK

TWO-SEATER SETEE

BABEL D

MSRP

Metal

\$2,995

DIMENSIONS

W

D

H

55.9"

28"

28,7

MELIK

CUSHION

BABEL D

MSRP

CHAIR CUSHION

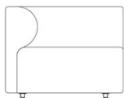
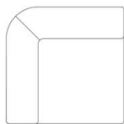
\$405

SOFA COLLECTION

MOON

MODULE 01 - CORNER 36.2"

KOLLEKTIFF



5.4 yd 80.7 sq.ft

MSRP

COM

A

B

C

Real Leather

\$2,100

\$2,400

\$2,640

\$2,845

\$3,180

DIMENSIONS

W

D

H

35.5"

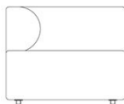
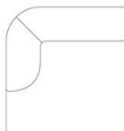
35.5"

28.3"

MOON

MODULE 02 - 1 SEATER LEFT SIDE

KOLLEKTIFF



4.9 yd 73.2 sq.ft

MSRP

COM

A

B

C

Real Leather

\$2,020

\$2,285

\$2,505

\$2,685

\$2,985

DIMENSIONS

W

D

H

35.5"

35.5"

28.3"

NUANS

4 Cragwood Road
Avenel, NJ 07001 USA

201 345 5550
sales@nuansdesign.com

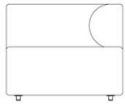
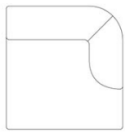
nuansdesign.com

C
O
K
C
0
0
2
0
4

SOFA COLLECTION

MOON MODULE 03 - 1 SEATER RIGHT SIDE

KOLLEKTIFF

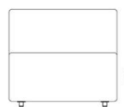


4.9 yd 73.2 sq.ft

MSRP				
COM	A	B	C	Real Leather
\$2,020	\$2,285	\$2,505	\$2,685	\$2,985
DIMENSIONS				
W	D		H	
35.5"	35.5"		28.3"	

MOON MODULE 04 - 1 SEATER CENTER

KOLLEKTIFF



3.8 yd 57 sq.ft

MSRP				
COM	A	B	C	Real Leather
\$1,890	\$2,100	\$2,265	\$2,410	\$2,645
DIMENSIONS				
W	D		H	
31.5"	35.5"		28.3"	

MOON MODULE 05 - 1 SEATER CENTER

KOLLEKTIFF

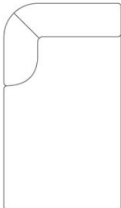


4.3 yd 64.5 sq.ft

MSRP				
COM	A	B	C	Real Leather
\$2,185	\$2,420	\$2,615	\$2,780	\$3,045
DIMENSIONS				
W	D		H	
47.2"	35.5"		28.3"	

MOON MODULE 06 - 1 SEATER LEFT LOUNGE

KOLLEKTIFF



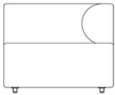
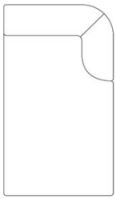
6.5 yd 96.8 sq.ft

MSRP				
COM	A	B	C	Real Leather
\$2,850	\$3,205	\$3,495	\$3,740	\$4,140
DIMENSIONS				
W	D		H	
35.5	61"		28.3"	

SOFA COLLECTION

MOON MODULE 07 - SEATER RIGHT LOUNGE

KOLLEKTIFF



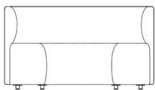
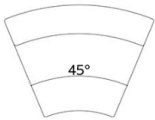
6.5 yd 96.8 sq.ft

MSRP				
COM	A	B	C	Real Leather
\$2,850	\$3,205	\$3,495	\$3,740	\$4,140

DIMENSIONS		
W	D	H
35.5	61"	28.3"

MOON MODULE 08 - CONCAVE 130 CM - 45°

KOLLEKTIFF



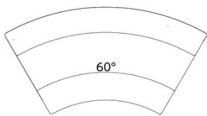
4.9 yd 73.2 sq.ft

MSRP				
COM	A	B	C	Real Leather
\$2,385	\$2,650	\$2,870	\$3,055	\$3,355

DIMENSIONS		
W	D	H
51.2"	38.2"	28.3"

MOON MODULE 09 - CONCAVE 200 CM - 60 °

KOLLEKTIFF



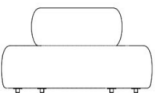
6.5 yd 96.8 sq.ft

MSRP				
COM	A	B	C	Real Leather
\$3,325	\$3,685	\$3,970	\$4,215	\$4,620

DIMENSIONS		
W	D	H
78.7"	41.7"	28.3"

MOON MODULE 10 - CONVEX 130 CM - 45 °

KOLLEKTIFF



3.2 yd 48.4 sq.ft

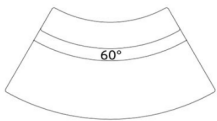
MSRP				
COM	A	B	C	Real Leather
\$2,440	\$2,620	\$2,765	\$2,890	\$3,090

DIMENSIONS		
W	D	H
51.2"	38.2"	28.3"

SOFA COLLECTION

MOON MODULE 11 - CONVEX 200 CM - 60 °

KOLLEKTIFF



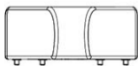
6.5 yd ✨ 96.8 sq.ft

MSRP				
COM	A	B	C	Real Leather
\$3,345	\$3,700	\$3,990	\$4,235	\$4,635

DIMENSIONS		
W	D	H
78.7"	38.2"	28.3"

MOON MODULE 12 - CENTER CONVEX - NO BACK 90 CM - 45°

KOLLEKTIFF



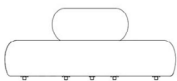
2.2 yd ✨ 32.3 sq.ft

	MSRP				
	COM	A	B	C	Real Leather
Upholstery	\$1,330	\$1,450	\$1,550	\$1,630	\$1,760
W. Marble	\$3,460	\$3,580	\$3,675	\$3,760	\$3,895
W. Lacquer	\$2,100	\$2,215	\$2,310	\$2,395	\$2,530

DIMENSIONS		
W	D	H
35.5"	36.2"	15.7"

MOON MODULE 13 - QUARTER CONCAVE 170 CM - 90°

KOLLEKTIFF




3.8 yd ✨ 57sq.ft

MSRP				
COM	A	B	C	Real Leather
\$2,360	\$2,570	\$2,740	\$2,885	\$3,120

DIMENSIONS		
W	D	H
67"	39.4"	28.3"

MOON MODULE 14 - 1,5 SEATER 120 CM OPEN END - LEFT

KOLLEKTIFF



4.9 yd ✨ 73.2 sq.ft

MSRP				
COM	A	B	C	Real Leather
\$2,370	\$2,640	\$2,855	\$3,040	\$3,340


DIMENSIONS		
W	D	H
47.2"	36.2"	28.3"

C
O
K
C
0
0
2
0
4

SOFA COLLECTION

MOON MODULE 15 - 1,5 SEATER 120 CM OPEN END - RIGHT

KOLLEKTIFF



4.9 yd 73.2 sq.ft

MSRP				
COM	A	B	C	Real Leather
\$2,370	\$2,640	\$2,855	\$3,040	\$3,340

DIMENSIONS		
W	D	H
47.2"	36.2"	28.3"

MOON MODULE 16 - CENTER - No BACK 80 CM

KOLLEKTIFF



1.6 yd 24.7 sq.ft

MSRP				
COM	A	B	C	Real Leather
\$1,395	\$1,490	\$1,560	\$1,620	\$1,720

DIMENSIONS		
W	D	H
31.5"	36.2"	15.7"

MOON MODULE 17 - CENTER - No BACK 120 CM

KOLLEKTIFF



2.2 yd 32.3 sq.ft

MSRP				
COM	A	B	C	Real Leather
\$1,710	\$1,830	\$1,925	\$2,005	\$2,140

DIMENSIONS		
W	D	H
47.2"	36.2"	15.7"

MORPH

B&T

C
O
K
C
O
O
2
0
4

# 5 yd	111 sq.ft	35 kg.	SINGLE
# 6 yd	151 sq.ft	45 kg.	DOUBLE
# 7 yd	173 sq.ft	55 kg.	TRIPLE
# 9 yd	211 sq.ft	66 kg.	FOUR SEATER

MSRP					
	COM	A	B	C	Real Leather
SINGLE	\$ 3,015	\$ 3,110	\$ 3,495	\$ 3,950	\$ 7,225
DOUBLE	\$ 4,510	\$ 4,650	\$ 5,190	\$ 5,830	\$ 9,365
TRIPLE	\$ 5,945	\$ 6,130	\$ 6,800	\$ 7,605	\$ 11,480
FOUR SEATER	\$ 7,620	\$ 7,860	\$ 8,785	\$ 9,895	\$ 14,290

DIMENSIONS						
	W	D	H	Seat depth	Seat height	Arm height
SINGLE	47"	32"	27.5"	22"	15"	20"
DOUBLE	75"	32"	27.5"	22"	15"	20"
TRIPLE	98"	32"	27.5"	22"	15"	20"
FOUR SEATER	124"	32"	27.5"	22"	15"	20"

MOST

B&T

# 5 yd	111 sq.ft	25 kg.	SINGLE
# 7 yd	149 sq.ft	40 kg.	DOUBLE
# 9 yd	211 sq.ft	55 kg.	TRIPLE

MSRP					
	COM	A	B	C	Real Leather
SINGLE	\$ 3,175	\$ 3,270	\$ 3,845	\$ 4,530	\$ 7,230
DOUBLE	\$ 4,300	\$ 4,435	\$ 5,200	\$ 6,110	\$ 9,740
TRIPLE	\$ 5,835	\$ 6,015	\$ 6,950	\$ 8,070	\$ 12,465

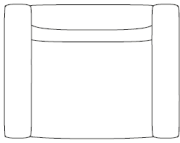
DIMENSIONS						
	W	D	H	Seat depth	Seat height	Arm height
SINGLE	41"	38"	27"	25"	15"	19"
DOUBLE	66"	38"	27"	25"	15"	19"
TRIPLE	90.5"	38"	27"	25"	15"	19"

SOFA COLLECTION

PICK

SINGLE

B&T



8 yd 108 sq.ft 18 kg.

MSRP

COM	A	B	C	Real Leather
\$ 3,280	\$ 3,380	\$ 3,995	\$ 4,735	\$ 5,655

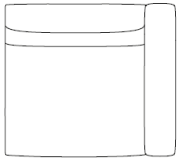
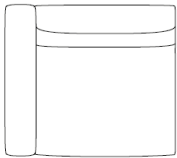
DIMENSIONS

W	D	H	Seat depth	Seat height	Arm height
46"	35"	27.5"	25.5"	16"	27.5"

PICK

ARM (L/R)

B&T



6 yd 91 sq.ft 17 kg.

7 yd 107 sq.ft 19 kg.

MSRP

	COM	A	B	C	Real Leather
100	\$ 2,795	\$ 2,880	\$ 3,395	\$ 4,015	\$ 4,785
120	\$ 3,100	\$ 3,195	\$ 3,770	\$ 4,455	\$ 5,310


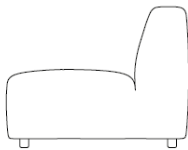
DIMENSIONS

W	D	H	Seat depth	Seat height	Arm height
39"	35"	27.5"	25.5"	16"	27"
47"	35"	27.5"	25.5"	16"	27"

PICK

MID

B&T



5 yd 75 sq.ft 16 kg.

6 yd 80 sq.ft 18 kg.

7 yd 91 sq.ft 18 kg.

8 yd 107 sq.ft 18 kg.

MSRP

	COM	A	B	C	Real Leather
33	\$ 2,285	\$ 2,355	\$ 2,645	\$ 2,985	\$ 3,405
40.5	\$ 2,500	\$ 2,580	\$ 2,915	\$ 3,315	\$ 3,805
51	\$ 2,630	\$ 2,715	\$ 3,110	\$ 3,580	\$ 4,155
59	\$ 2,975	\$ 3,070	\$ 3,520	\$ 4,055	\$ 4,730

DIMENSIONS

W	D	H	Seat depth	Seat height	Arm height
33"	35"	27.5"	25.5"	16"	-
40.5"	35"	27.5"	25.5"	16"	-
51"	35"	27.5"	25.5"	16"	-
59"	35"	27.5"	25.5"	16"	-

SOFA COLLECTION

PICK

CORNER

B&T

MSRP

COM	A	B	C	Real Leather
\$ 2,660	\$ 2,740	\$ 3,570	\$ 5,210	\$ 4,125

DIMENSIONS

W	D	H	Seat depth	Seat height	Arm height
35.5"	35.5"	27.5"	20.8"	15.7"	27"

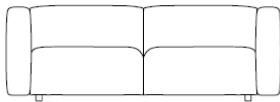
10 yd 140 sq.ft 35 kg.

10 yd 140 sq.ft 35 kg.

PICK

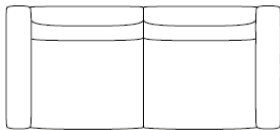
LOUNGE(L/R)

B&T



MSRP

	COM	A	B	C	Real Leather
39	\$ 3,805	\$ 3,920	\$ 4,510	\$ 5,210	\$ 6,105
47	\$ 4,085	\$ 4,210	\$ 4,910	\$ 5,740	\$ 6,755



DIMENSIONS

W	D	H	Seat depth	Seat height	Arm height
39"	63"	27.5"	53"	19"	27"
47"	63"	27.5"	53"	19"	27"

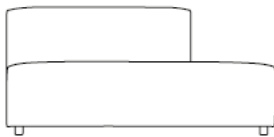
10 yd 140 sq.ft 35 kg.

10 yd 140 sq.ft 35 kg.

PICK

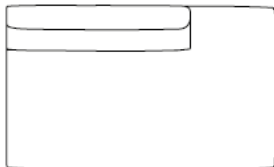
HALF BACK (L/R)

B&T



MSRP

	COM	A	B	C	Real Leather
51	\$ 2,910	\$ 3,000	\$ 3,455	\$ 3,995	\$ 4,660
59	\$ 3,170	\$ 3,265	\$ 3,775	\$ 4,380	\$ 5,120



DIMENSIONS

W	D	H	Seat depth	Seat height	Arm height
51"	35"	27.5"	25.5"	16"	-
59"	35"	27.5"	25.5"	16"	-

9 yd 124 sq.ft 19 kg.

9 yd 129 sq.ft 18 kg.

PICK

POUF

B&T

MSRP

	COM	A	B	C	Real Leather
35X35	\$ 1,380	\$ 1,425	\$ 1,635	\$ 1,885	\$ 2,195
65X28	\$ 1,910	\$ 1,970	\$ 2,235	\$ 2,550	\$ 2,940

DIMENSIONS

W	D	H	Seat depth	Seat height	Arm height
35"	35"	16"	35"	16"	-
65"	28"	16"	28"	16"	-

3 yd 32 sq.ft 19 kg.
4 yd 54 sq.ft 18 kg.

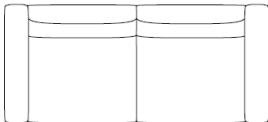
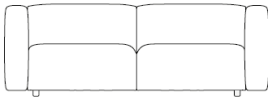
SOFA COLLECTION

PICK

PICK

DOUBLE 200

B&T



MSRP

COM	A	B	C	Real Leather
\$5,135	\$5,295	\$6,240	\$7,375	\$8,790

DIMENSIONS

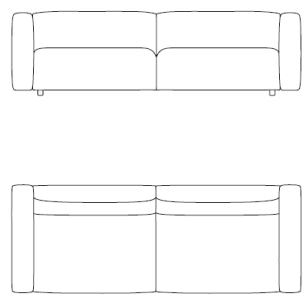
W	D	H
79"	35"	27.5"

13 yd 183 sq.ft 36 kg.

PICK

DOUBLE 240

B&T



MSRP				
COM	A	B	C	Real Leather
\$5,690	\$5,870	\$6,920	\$7,795	\$9,750

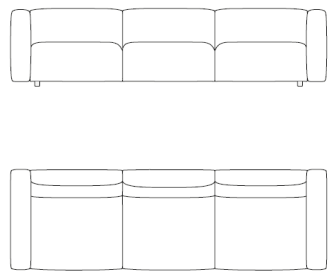
DIMENSIONS		
W	D	H
94"	35"	27.5"

15 yd 215 sq.ft 40 kg.

PICK

TRIPLE 283

B&T



MSRP				
COM	A	B	C	Real Leather
\$7,235	\$7,460	\$8,665	\$10,115	\$11,915

DIMENSIONS		
W	D	H
111"	35"	27.5"

18 yd 258 sq.ft 44 kg.

PICK

TRIPLE 343

B&T

MSRP				
COM	A	B	C	Real Leather
\$7,790	\$8,035	\$9,345	\$10,920	\$12,875

DIMENSIONS		
W	D	H
135"	35"	27.5"

21 yd 296 sq.ft 50 kg.

C
O
K
C
0
0
2
0
4



PICK

PLAN 01

B&T

MSRP				
COM	A	B	C	Real Leather
\$12,890	\$13,290	\$15,280	\$17,660	\$20,610

DIMENSIONS		
W	D	H
107"	107"	27.5"

 30 yd  425 sq.ft  84 kg.



PICK

PLAN 02

B&T

MSRP				
COM	A	B	C	Real Leather
\$14,085	\$15,030	\$17,120	\$20,175	\$20,110

DIMENSIONS		
W	D	H
123"	123"	27.5"

 33 yd  468 sq.ft  92 kg.




PICK

PLAN 03

B&T

MSRP				
COM	A	B	C	Real Leather
\$15,175	\$15,645	\$17,925	\$20,650	\$24,015

DIMENSIONS		
W	D	H
140"	107"	27.5"

 36 yd  500 sq.ft  100 kg.

C
O
K
C
0
0
2
0
4

PICK

PLAN 04

B&T

MSRP				
COM	A	B	C	Real Leather
\$16,430	\$16,940	\$19,480	\$20,510	\$26,260
DIMENSIONS				
W	D		H	
164"	123"		27.5"	

40 yd 548 sq.ft 110 kg.

PICK

PLAN 05

B&T

MSRP				
COM	A	B	C	Real Leather
\$11,050	\$11,050	\$12,695	\$14,655	\$17,070
DIMENSIONS				
W	D		H	
107"	87"		27.5"	

29 yd 382 sq.ft 70 kg.

PICK

PLAN 06

B&T

MSRP				
COM	A	B	C	Real Leather
\$11,495	\$11,850	\$13,655	\$15,805	\$18,460
DIMENSIONS				
W	D		H	
123"	94"		27.5"	

30 yd 409 sq.ft 73 kg.

PICK

PLAN 07

B&T

MSRP				
COM	A	B	C	Real Leather
\$13,005	\$13,405	\$15,340	\$17,640	\$20,480
DIMENSIONS				
W	D		H	
140"	87"		27.5"	

33 yd 457 sq.ft 86 kg.

PICK

PLAN 08

B&T

MSRP				
COM	A	B	C	Real Leather
\$14,260	\$14,700	\$16,960	\$19,650	\$22,970
DIMENSIONS				
W	D		H	
164"	94"		27.5"	

35 yd 489 sq.ft 91 kg.

PICK

PLAN 09

B&T

MSRP				
COM	A	B	C	Real Leather
\$8,885	\$9,160	\$10,550	\$12,210	\$14,295
DIMENSIONS				
W	D		H	
111"	63"		27.5"	

21 yd 306 sq.ft 68 kg.

C
O
K
C
0
0
2
0
4

PICK

PLAN 10

B&T

24 yd 339 sq.ft 82 kg.

MSRP				
COM	A	B	C	Real Leather
\$9,690	\$9,985	\$11,595	\$13,510	\$15,870
DIMENSIONS				
W	D		H	
135"	63"		27.5"	

PICK

PLAN 11

B&T

27 yd 382 sq.ft 84 kg.

MSRP				
COM	A	B	C	Real Leather
\$11,175	\$11,520	\$13,195	\$15,200	\$17,700
DIMENSIONS				
W	D		H	
144"	63"		27.5"	

PICK

PLAN 12

B&T

30 yd 419 sq.ft 100 kg.

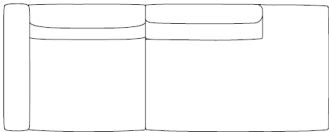
MSRP				
COM	A	B	C	Real Leather
\$12,190	\$12,565	\$14,510	\$16,825	\$19,675

DIMENSIONS		
W	D	H
175.5"	63"	27.5"

PICK

PLAN 13

B&T



15 yd 215 sq.ft 36 kg.

MSRP				
COM	A	B	C	Real Leather
\$5,705	\$5,880	\$6,850	\$8,010	\$9,445

DIMENSIONS		
W	D	H
90.535"	87"	27.5"

PICK

PLAN 14

B&T

17 yd 236 sq.ft 37 kg.

MSRP				
COM	A	B	C	Real Leather
\$6,270	\$6,460	\$7,545	\$8,835	\$10,430
DIMENSIONS				
W	D		H	
106"	35"		27.5"	

PICK

PLAN 15

B&T

21 yd 290 sq.ft 52 kg.

MSRP				
COM	A	B	C	Real Leather
\$7,990	\$8,240	\$9,495	\$10,995	\$12,850
DIMENSIONS				
W	D		H	
123"	35"		27.5"	

PICK

PLAN 16

B&T

23 yd 317 sq.ft 55 kg.

MSRP				
COM	A	B	C	Real Leather
\$8,770	\$9,040	\$10,460	\$12,150	\$14,235
DIMENSIONS				
W	D		H	
147"	35"		27.5"	

PICK

PLAN 17

B&T



24 yd 339 sq.ft 56 kg.

MSRP				
COM	A	B	C	Real Leather
\$8,450	\$8,715	\$10,020	\$11,570	\$13,475
DIMENSIONS				
W	D		H	
153.5"	35"		27.5"	

PICK

PLAN 18

B&T

26 yd 365 sq.ft 54 kg.

MSRP				
COM	A	B	C	Real Leather
\$9,315	\$9,605	\$11,070	\$12,815	\$14,970
DIMENSIONS				
W	D		H	
177"	35"		27.5"	

PICK

PLAN 19

B&T

48 yd 678 sq.ft 112 kg.

MSRP				
COM	A	B	C	Real Leather
\$16,905	\$17,430	\$20,040	\$23,140	\$26,955
DIMENSIONS				
W	D		H	
153.5"	71"		27.5"	

PICK

PLAN 20

B&T

43 yd 613 sq.ft 108 kg.

MSRP				
COM	A	B	C	Real Leather
\$16,535	\$17,050	\$19,525	\$22,465	\$26,085
DIMENSIONS				
W	D		H	
173"	87"		27.5"	

PICK

PLAN 21

B&T

24 yd 339 sq.ft 56 kg.

MSRP				
COM	A	B	C	Real Leather
\$8,545	\$8,810	\$10,105	\$11,645	\$13,545
DIMENSIONS				
W	D		H	
87"	87"		27.5"	

PICK

PLAN 22

B&T

23 yd 349 sq.ft 54 kg.

MSRP				
COM	A	B	C	Real Leather
\$9,065	\$9,345	\$10,745	\$12,415	\$14,465
DIMENSIONS				
W	D		H	
94"	94"		27.5"	

C
O
K
C
0
0
2
0
4

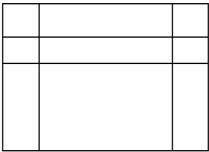

SOFA COLLECTION

PIL-LOW

C
O
K
C
0
0
2
0
4

PIL-LOW 3 SEATER SOFA

PROSTORIA



MSRP								
100	200	300	400	500	600	700	60	80
-	\$8,960	\$9,525	\$10,150	\$10,780	\$11,405	\$12,030	-	-

DIMENSIONS		
W	D	H
79"	41.5"	31"

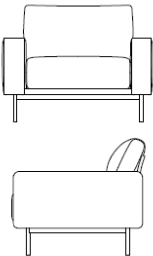
DIMENSIONS		
MATTRESS		
W	D	H
79"	61"	18"

SOFA COLLECTION

PIU SOFA

SINGLE

B&T



MSRP				
COM	A	B	C	Real Leather
\$3,360	\$3,460	\$4,235	\$5,155	\$6,570

DIMENSIONS				
W	D	H	Seat depth	Seat height
37"	33"	29"	24"	16"

8 yd 113 sq.ft 35 kg.

NUANS

4 Cragwood Road
Avenel, NJ 07001 USA

201 345 5550
sales@nuansdesign.com

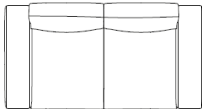
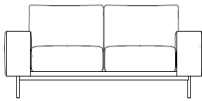
nuansdesign.com

SOFA COLLECTION

PIU SOFA

DOUBLE

B&T



10 yd 145 sq.ft 45 kg.

MSRP					
COM	A	B	C	Real Leather	
\$ 4,810	\$ 4,960	\$ 6,010	\$ 7,260	\$ 9,180	
DIMENSIONS					
W	D	H	Seat depth	Seat height	Arm height
71"	33"	29"	24"	16"	21"

PIU SOFA

TRIPLE

B&T

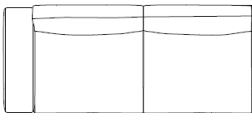
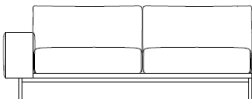
MSRP						
	COM	A	B	C	Real Leather	
76	\$ 5,750	\$ 5,925	\$ 7,335	\$ 9,015	\$ 11,585	
89	\$ 6,480	\$ 6,680	\$ 8,265	\$ 10,155	\$ 13,055	
DIMENSIONS						
	W	D	H	Seat depth	Seat height	Arm height
76	87”	33”	29”	24”	16”	21”
89	98	33”	29”	24”	16”	21”

13 yd 193 sq.ft 55 kg.

PIU SOFA

MID (R/L)

B&T



7 yd 101 sq.ft 40 kg.
9 yd 137 sq.ft 45 kg.
10 yd 145 sq.ft 50 kg.
14 yd 201 sq.ft 55 kg.

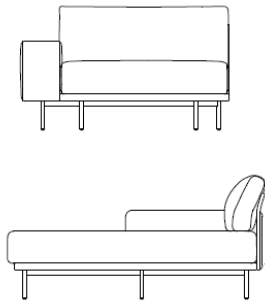
MSRP						
	COM	A	B	C	Real Leather	
49	\$ 3,490	\$ 3,595	\$ 4,305	\$ 5,145	\$ 6,450	
61	\$ 4,305	\$ 4,435	\$ 5,420	\$ 6,600	\$ 8,400	
77	\$4,915	\$ 5,065	\$ 6,130	\$ 7,405	\$ 9,355	
88.5	\$5,820	\$ 6,000	\$ 7,475	\$ 9,240	\$ 11,940	
DIMENSIONS						
	W	D	H	Seat depth	Seat height	Arm height
	49"	33"	29"	24"	16"	21
	61"	33"	29"	24"	16"	21
	77"	33"	29"	24"	16"	21
	88.5"	33"	29"	24"	16"	21

SOFA COLLECTION

PIU SOFA

LOUNGE (L/R)

B&T



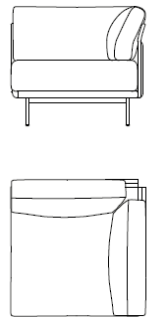
9 yd # 137 sq.ft # 55 kg.

MSRP						
	COM	A	B	C	Real Leather	
138	\$ 4,645	\$ 4,790	\$ 5,795	\$ 6,995	\$ 8,835	
DIMENSIONS						
	W	D	H	Seat depth	Seat height	Arm height
138	49	61"	29"	51.5"	16"	21"

PIU SOFA

CORNER

B&T



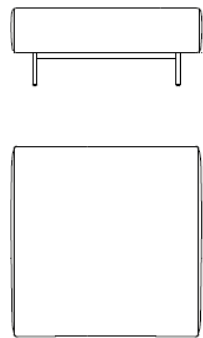
7 yd # 105 sq.ft # 30 kg.

MSRP					
COM		A	B	C	Real Leather
\$ 3,185		\$ 3,285	\$ 4,000	\$ 4,860	\$ 6,170
DIMENSIONS					
W	D	H	Seat depth	Seat height	Arm height
33"	33"	29"	24"	16"	21"

PIU SOFA

POUF

B&T



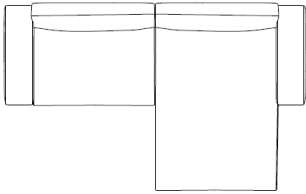
2 yd # 23 sq.ft # 13 kg.
1 yd # 20 sq.ft # 18 kg.
2 yd # 35 sq.ft # 25 kg.
2 yd # 28 sq.ft # 17 kg.
2 yd # 23 sq.ft # 23 kg.

MSRP					
	COM	A	B	C	Real Leather
32x20	\$ 1,510	\$ 1,560	\$ 1,715	\$ 1,900	\$ 2,185
32x32	\$ 1,675	\$ 1,730	\$ 1,905	\$ 2,110	\$ 2,435
39x39	\$ 1,875	\$ 1,930	\$ 2,105	\$ 2,310	\$ 2,630
51x20	\$ 2,005	\$ 2,070	\$ 2,290	\$ 2,560	\$ 2,970
67x20	\$2,380	\$ 2,455	\$ 2,740	\$ 3,085	\$ 3,610
DIMENSIONS					
W	D	H	Seat depth	Seat height	Arm height
32”	20”	16”	20”	16”	-
32”	32””	16”	20”	16”	-
39”	39””	16”	20”	16”	-
51”	20”	16”	20”	16”	-
67”	20”	16”	20”	16”	-

PIU SOFA

PLAN 01

B&T



16 yd 239 sq.ft 60 kg.

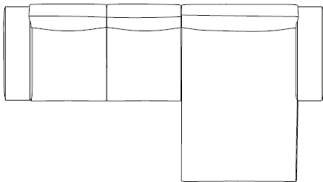
MSRP				
COM	A	B	C	Real Leather
\$8,135	\$8,385	\$10,100	\$12,145	\$15,285

DIMENSIONS		
W	D	H
98"	61"	29"

PIU SOFA

PLAN 02

B&T



19 yd 274 sq.ft 60 kg.

MSRP				
COM	A	B	C	Real Leather
\$8,950	\$9,225	\$11,215	\$13,595	\$13,495

DIMENSIONS		
W	D	H
110"	61"	29"

PIU SOFA

PLAN 03

B&T

26 yd 379 sq.ft 65 kg.

MSRP				
COM	A	B	C	Real Leather
\$12,340	\$12,720	\$15,375	\$18,545	\$23,405

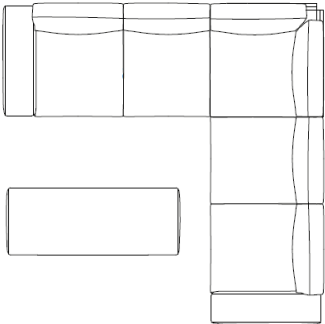
DIMENSIONS		
W	D	H
138"	61"	29"

C
O
K
C
0
0
2
0
4

PIU SOFA

PLAN 04

B&T



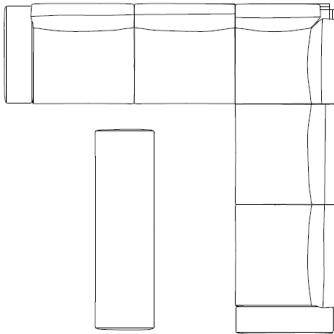
18 yd 271 sq.ft 65 kg.

MSRP				
COM	A	B	C	Real Leather
\$13,800	\$14,230	\$17,140	\$20,620	\$25,945
DIMENSIONS				
W	D		H	
94"	94"		29"	

PIU SOFA

PLAN 05

B&T



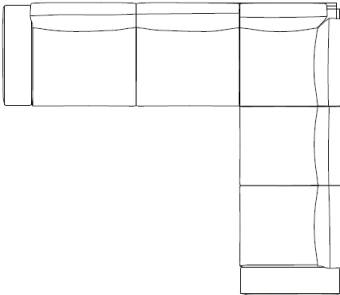
29 yd 428 sq.ft 75 kg.

MSRP				
COM	A	B	C	Real Leather
\$15,395	\$15,875	\$19,010	\$22,755	\$28,490
DIMENSIONS				
W	D		H	
110"	110"		29"	

PIU SOFA

PLAN 06

B&T



26 yd 387 sq.ft 70 kg.

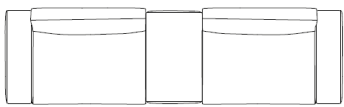
MSRP				
COM	A	B	C	Real Leather
\$12,405	\$12,790	\$15,555	\$18,865	\$23,925
DIMENSIONS				
W	D		H	
110"	94"		29"	

C
O
K
C
0
0
2
0
4

PIU SOFA

PLAN 07

B&T



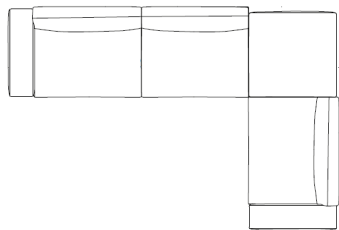
15 yd 226 sq.ft 65 kg.

MSRP				
COM	A	B	C	Real Leather
\$8,490	\$8,755	\$10,325	\$12,195	\$15,085
DIMENSIONS				
W	D		H	
118"	113.5"		29"	

PIU SOFA

PLAN 08

B&T



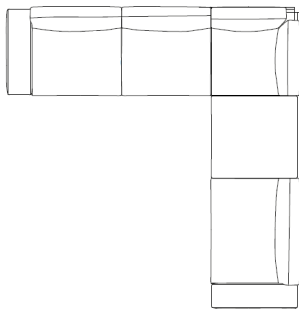
22 yd 323 sq.ft 75 kg.

MSRP				
COM	A	B	C	Real Leather
\$10,985	\$11,325	\$13,685	\$16,500	\$20,825
DIMENSIONS				
W	D		H	
122"	82"		29"	

PIU SOFA

PLAN 09

B&T



27 yd 398 sq.ft 75 kg.

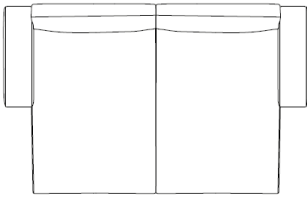
MSRP				
COM	A	B	C	Real Leather
\$13,265	\$13,680	\$16,345	\$19,525	\$24,410
DIMENSIONS				
W	D		H	
110"	113.5"		29"	

C
O
K
C
0
0
2
0
4

PIU SOFA

PLAN 10

B&T



19 yd 274 sq.ft 55 kg.

MSRP

COM	A	B	C	Real Leather
\$9,290	\$9,580	\$11,590	\$13,995	\$17,670

DIMENSIONS

W	D	H
98"	61"	29"

PIU SOFA

PLAN 11

B&T

MSRP

COM	A	B	C	Real Leather
\$9,830	\$10,135	\$12,265	\$14,810	\$18,710

DIMENSIONS

W	D	H
153.5"	33"	29"

20 yd 290 sq.ft 45 kg.

SOFA COLLECTION

PLAT OUTDOOR SOFA

B&T

MSRP

	COM	A	B	C	Protective Cover
Single	\$5,340	\$5,500	\$6,005	\$6,610	\$505
Triple	\$11,175	\$11,520	\$12,650	\$13,995	\$995
Pouf	\$3,155	\$3,255	\$3,540	\$3,885	\$315

DIMENSIONS

	W	D	H	Seat depth	Seat height
Single	44"	34"	31"	16.5"	16.5"
Triple	89"	40"	31"	16.5"	16.5"
Pouf	33"	26"	16.5"	16.5"	16.5"

	Frame	Cushion
Single	# 5 yd	# 6 yd
Triple	# 7.5 yd	# 10 yd
Pouf	# 3 yd	# 2 yd

NUANS

4 Cragwood Road
Avenel, NJ 07001 USA

201 345 5550
sales@nuansdesign.com

nuansdesign.com


SOFA COLLECTION

C
O
K
C
0
0
2
0
4

REVOLVE SOFA BED

3SEATER SOFA

PROSTORIA




MSRP

100	200	300	400	500	600	700	60	80
-	\$6,510	\$7,135	\$7,830	\$8,520	\$9,220	\$9,910	-	-

DIMENSIONS

W	D	H
47"	44"	30"



DIMENSIONS

MATRESS

W	D	H
82.7"	55"	15"

REVOLVE SOFA BED

POUF

PROSTORIA

MSRP

100	200	300	400	500	600	700	60	80
-	\$1,455	\$1,560	\$1,675	\$1,785	\$1,900	\$2,015	-	-


DIMENSIONS

W	D	H
29"	28"	14"

SOFA COLLECTION


C
O
K
C
0
2
0
4

SEAM MODULAR SOFA 2SEATER SOFA PROSTORIA




MSRP								
LOW								
100	200	300	400	500	600	700	60	80
-	\$6,885	\$7,440	\$8,050	\$8,670	\$9,285	\$9,900	\$13,015	\$15,700
DIMENSIONS								
W			D			H		
76"			35"			30"		

SEAM MODULAR SOFA 3SEATER SOFA PROSTORIA



MSRP								
LOW								
100	200	300	400	500	600	700	60	80
-	\$7,810	\$8,470	\$9,205	\$9,940	\$10,675	\$11,410	\$15,080	\$18,300
DIMENSIONS								
W			D			H		
100"			35"			30"		

SEAM MODULAR SOFA CORNER EXTENDED PROSTORIA




MSRP								
LOW								
100	200	300	400	500	600	700	60	80
-	\$7,805	\$8,460	\$9,180	\$9,905	\$10,635	\$11,360	\$15,545	\$18,900
DIMENSIONS								
W			D			H		
97"			35			30"		

SOFA COLLECTION

SEAM MODULAR SOFA END UNIT

PROSTORIA

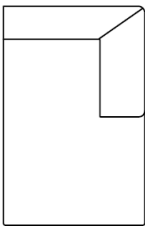


MSRP									
LOW									
	100	200	300	400	500	600	700	60	80
62	-	\$6,480	\$6,905	\$7,380	\$7,860	\$8,335	\$8,815	\$11,555	\$13,720
68	-	\$6,915	\$7,450	\$8,045	\$8,640	\$9,240	\$9,835	\$13,095	\$15,775

DIMENSIONS		
W	D	H
62/86"	35"	30"

SEAM MODULAR SOFA CHAISE LOUNGE

PROSTORIA




MSRP									
LOW									
	100	200	300	400	500	600	700	60	80
63	-	\$6,350	\$6,835	\$7,370	\$7,905	\$8,445	\$8,980	\$11,925	\$14,330
71	-	\$6,595	\$7,095	\$7,650	\$8,210	\$8,765	\$9,320	\$12,265	\$14,705

DIMENSIONS		
W	D	H
47"	63/71"	30"

SEAM MODULAR SOFA POUF

PROSTORIA



MSRP									
LOW									
	100	200	300	400	500	600	700	60	80
-	-	\$2,810	\$2,975	\$3,165	\$3,355	\$3,540	\$3,730	\$4,590	\$5,385

DIMENSIONS		
W	D	H
35"	35"	16"

SOFA COLLECTION

C
O
K
C
0
2
0
4

SET OUTDOOR SOFA

B&T

MSRP					
	COM	A	B	C	Protective Cover
Single	\$3,655	\$3,765	\$3,985	\$4,250	\$580
Double	\$6,745	\$6,950	\$7,505	\$8,165	\$760
Triple	\$9,160	\$9,445	\$10,285	\$11,285	\$1,055

DIMENSIONS					
	W	D	H	Seat depth	Seat height
Single	36"	37"	38"	16"	15"
Double	71"	37"	38"	20"	15"
Triple	94"	37"	38"	20"	15"

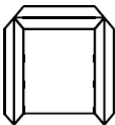
	Frame	Cushion
Single	##2.5 yd	##2.5 yd
Double	##4.5 yd	##4.5 yd
Triple	## 7 yd	## 7 yd

SOFA COLLECTION

SEGMENT MODULAR SOFA

ARMCHAIR

PROSTORIA



MSRP									
LOW									
100	200	300	400	500	600	700	60	80	
-	\$4,420	\$4,565	\$4,725	\$4,890	\$5,050	\$5,210	\$6,830	\$7,480	

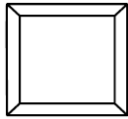
DIMENSIONS		
W	D	H
36"	33"	27"

SOFA COLLECTION

SEGMENT MODULAR SOFA

POUF

PROSTORIA



MSRP

LOW

100	200	300	400	500	600	700	60	80
-	\$2,125	\$2,185	\$2,255	\$2,325	\$2,395	\$2,460	\$3,020	\$3,300

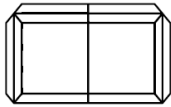
DIMENSIONS

W	D	H
30"	33"	15"

SEGMENT MODULAR SOFA

2SEATER

PROSTORIA



MSRP

LOW

100	200	300	400	500	600	700	60	80
-	\$7,200	\$7,480	\$7,790	\$8,100	\$8,410	\$8,720	\$11,460	\$12,705

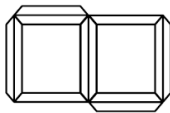
DIMENSIONS

W	D	H
66"	33"	27"

SEGMENT MODULAR SOFA

2SEATER SNAKE

PROSTORIA



MSRP

LOW

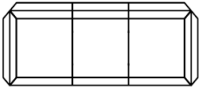
100	200	300	400	500	600	700	60	80
-	\$7,840	\$8,090	\$8,370	\$8,645	\$8,930	\$9,205	\$12,065	\$13,180

DIMENSIONS

W	D	H
67"	36"	27"

SEGMENT MODULAR SOFA3SEATER

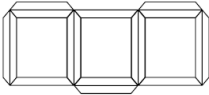
PROSTORIA



MSRP								
LOW								
100	200	300	400	500	600	700	60	80
-	\$9,290	\$9,660	\$10,075	\$10,485	\$10,900	\$11,315	\$14,950	\$16,605
DIMENSIONS								
W			D			H		
93"			33"			27"		

SEGMENT MODULAR SOFA3SEATER SNAKE


PROSTORIA



MSRP								
LOW								
100	200	300	400	500	600	700	60	80
-	\$10,740	\$11,095	\$11,490	\$11,885	\$12,280	\$12,675	\$16,780	\$18,360
DIMENSIONS								
W			D			H		
97"			36"			27"		

SEGMENT MODULAR SOFA 4SEATER

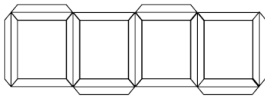
PROSTORIA



MSRP								
LOW								
100	200	300	400	500	600	700	60	80
-	\$12,465	\$12,930	\$13,445	\$13,965	\$14,480	\$15,000	\$19,525	\$21,600
DIMENSIONS								
W			D			H		
120"			33"			27"		

SEGMENT MODULAR SOFA4SEATER SNAKE

PROSTORIA



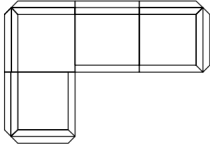
MSRP								
LOW								
100	200	300	400	500	600	700	60	80
-	\$14,725	\$15,185	\$15,700	\$16,215	\$16,725	\$17,240	\$22,585	\$24,635
DIMENSIONS								
W			D			H		
127"			36"			27"		

SEGMENT MODULAR SOFA

COMPOSITION 01 (L/R)

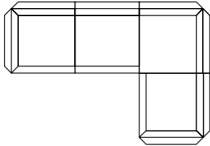
PROSTORIA

L



MSRP								
LOW								
100	200	300	400	500	600	700	60	80
-	\$13,365	\$13,880	\$14,450	\$15,020	\$15,595	\$16,165	\$21,160	\$23,445
DIMENSIONS								
W			D			H		
60"			36"			27"		

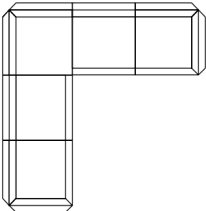
R



SEGMENT MODULAR SOFA

COMPOSITION 02

PROSTORIA

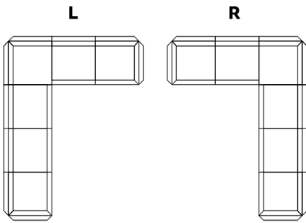


MSRP								
LOW								
100	200	300	400	500	600	700	60	80
-	\$15,370	\$15,975	\$16,650	\$17,325	\$18,000	\$18,675	\$24,560	\$27,260
DIMENSIONS								
W			D			H		
140"			33"			27"		

SEGMENT MODULAR SOFA

COMPOSITION 03

PROSTORIA

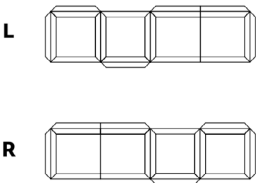


MSRP								
LOW								
100	200	300	400	500	600	700	60	80
-	\$18,370	\$19,070	\$19,850	\$20,625	\$21,405	\$22,185	\$28,965	\$32,075
DIMENSIONS								
W			D			H		
113"			33"			27"		

SEGMENT MODULAR SOFA

COMPOSITION 04

PROSTORIA

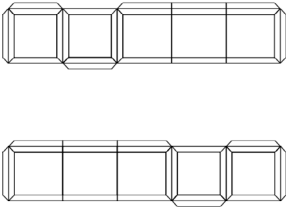


MSRP								
LOW								
100	200	300	400	500	600	700	60	80
-	\$14,085	\$14,580	\$15,120	\$15,665	\$16,210	\$16,755	\$21,980	\$24,160
DIMENSIONS								
W			D			H		
126"			33"			27"		

SEGMENT MODULAR SOFA

COMPOSITION 05

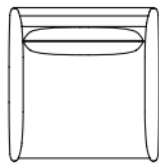
PROSTORIA



MSRP								
LOW								
100	200	300	400	500	600	700	60	80
-	\$16,175	\$16,755	\$17,405	\$18,055	\$18,700	\$19,350	\$25,465	\$28,060
DIMENSIONS								
W			D			H		
126"			36"			27"		

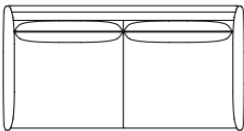
SOFA COLLECTION

SPECTRUM ARMCHAIR PROSTORIA



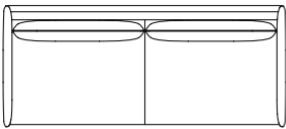
MSRP								
100	200	300	400	500	600	700	60	80
-	\$4,845	\$5,140	\$5,465	\$5,790	\$6,115	\$6,440	\$7,545	\$8,845
DIMENSIONS								
W			D			H		
32.2"			32.2"			30.7"		

SPECTRUM 2.5 SEATER PROSTORIA



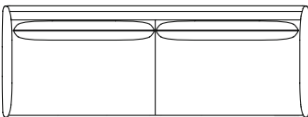
MSRP								
100	200	300	400	500	600	700	60	80
-	\$7,680	\$8,150	\$8,675	\$9,200	\$9,725	\$10,250	\$12,030	\$14,130
DIMENSIONS								
W			D			H		
65.7"			34.6"			30.7"		

SPECTRUM 3 SEATER PROSTORIA



MSRP								
100	200	300	400	500	600	700	60	80
-	\$8,235	\$8,710	\$9,235	\$9,760	\$10,285	\$10,810	\$12,595	\$14,695
DIMENSIONS								
W			D			H		
81"			34.6"			30.7"		

SPECTRUM 3.5 SEATER PROSTORIA

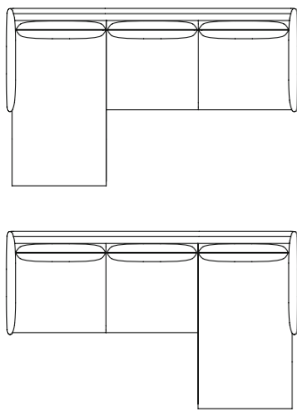


MSRP								
100	200	300	400	500	600	700	60	80
-	\$9,155	\$9,675	\$10,255	\$10,835	\$11,410	\$11,990	\$13,960	\$16,275
DIMENSIONS								
W			D			H		
96.5"			34.6"			30.7"		

C
O
K
C
0
0
2
0
4

SPECTRUM2.5 SEATER + CHAISE LONGUE (L/R)

PROSTORIA

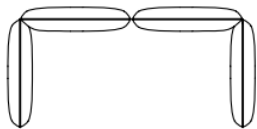


MSRP								
100	200	300	400	500	600	700	60	80
-	\$13,010	\$13,695	\$14,452	\$15,210	\$15,970	\$16,730	\$19,305	\$22,340

DIMENSIONS		
W	D	H
96.5"	59.9"	30.7"

SPECTRUMSURCHARGE FOR ARMREST CUSHIONS (L/R)

PROSTORIA



MSRP								
100	200	300	400	500	600	700	60	80
-	\$555	\$665	\$790	\$915	\$1,035	\$1,160	\$1,455	\$1,900

DIMENSIONS	
D	
26.8"	

SOFA COLLECTION

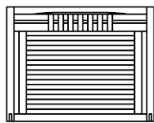
C
O
K
C
0
0
2
0
4

UMOMOKU

PROSTORIA

UMOMOKU

PROSTORIA



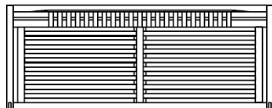
MSRP								
OAK*					TEAK			
\$2,520					\$5,210			
CUSHION								
100	200	300	400	500	600	700	60	80
-	\$1,250	\$1,550	\$1,880	\$2,215	\$2,545	\$2,880	\$3,480	\$4,555
DIMENSIONS								
W		D		H		SH		
35"		28"		25"		14"		

*only for indoor use

UMOMOKU

2SEATER

PROSTORIA



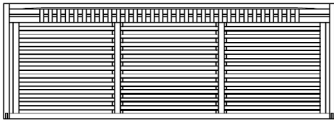
MSRP								
OAK*					TEAK			
\$3,795					\$7,850			
CUSHION								
100	200	300	400	500	600	700	60	80
-	\$1,920	\$2,350	\$2,830	\$3,310	\$3,790	\$4,270	\$5,735	\$7,525
DIMENSIONS								
W		D		H		SH		
70"		28"		25"		14"		

*only for indoor use

UMOMOKU

3SEATER

PROSTORIA




MSRP								
OAK*					TEAK			
\$5,190					\$12,380			
CUSHION								
100	200	300	400	500	600	700	60	80
-	\$3,510	\$4,155	\$4,870	\$5,585	\$6,305	\$7,020	\$9,105	\$11,770
DIMENSIONS								
W		D		H		SH		
102"		35"		25"		14"		
*only for indoor use								

UMOMOKU

LOW TABLE

PROSTORIA

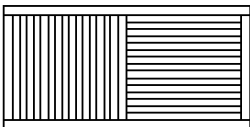


MSRP								
OAK*					TEAK			
\$1,180					\$2,225			
CUSHION								
100	200	300	400	500	600	700	60	80
-	\$435	\$505	\$580	\$660	\$735	\$810	\$960	\$1,215
DIMENSIONS								
W		D		H			SH	
21"		21"		12"			14"	
*only for indoor use								

UMOMOKU

BENCH

PROSTORIA

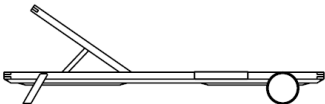


MSRP			
OAK*		TEAK	
\$1,405		\$3,050	
DIMENSIONS			
W	D	H	SH
43"	21"	12"	14"
*only for indoor use			

UMOMOKU

SUNLOUNGER

PROSTORIA



MSRP					
\$12,620					
CUSHION					
200	300	400	500	600	700
\$1,680	\$1,930	\$2,210	\$2,490	\$2,770	\$3,050
DIMENSIONS					
W	D	H	SH		
83"	36"	8"	14"		

Lounger is available only in outdoor version

UMOMOKU

METAL TRAY

Metal tray can be used with low table, bench and sunlounger

PROSTORIA

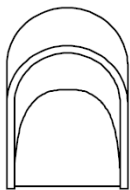
MSRP			
Metal			
\$330			
DIMENSIONS			
W	D	H	SH
7"	14"	1.7"	14"

NOTE : Products in oak are only for indoor use; they are available in oil and lacquer; they are not available in other colour lacquers; we reccomend using lacquer for easier maintenance

SOFA COLLECTION

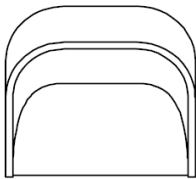
C
O
K
C
0
0
2
0
4

UP-LIFT SOFA BED ARMCHAIR PROSTORIA



MSRP								
100	200	300	400	500	600	700	60	80
-	\$4,990	\$5,515	\$6,095	\$6,675	\$7,255	\$7,835	-	-
DIMENSIONS								
W		D				H		
31"		47"				30"		
MATTRESS								
27.5 x 77								
W		D				H		
55"		79"				16"		

UP-LIFT SOFA BED 1.5SEATER SOFA PROSTORIA

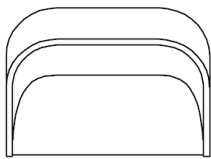


MSRP								
100	200	300	400	500	600	700	60	80
-	\$6,775	\$7,500	\$8,305	\$9,110	\$9,915	\$10,720	-	-
DIMENSIONS								
W		D				H		
55"		47"				30"		
MATTRESS								
51 x 77								
W		D				H		
63"		44"				27,5"		

UP-LIFT SOFA BED

2SEATER SOFA

PROSTORIA



MSRP								
100	200	300	400	500	600	700	60	80
-	\$7,165	\$7,955	\$8,830	\$9,710	\$10,585	\$11,460	-	-
DIMENSIONS								
W		D				H		
63”		47”				30”		
MATTRESS								
59 X 77								
W		D				H		
31”		79”				16”		

ZEN SOFA

B&T

#3.9 yd 65 sq.ft

MSRP					
	COM	A	B	C	LEATHER
SINGLE	\$3,415	\$ 3,520	\$ 3,955	\$ 4,475	\$ 5,275
TRIPLE	\$ 6,635	\$ 6,840	\$ 7,585	\$ 8,475	\$ 9,835
DIMENSIONS					
	W	D		H	
SINGLE	33"	35"		29"	
TRIPLE	100"	45"		29"	

* Camira Vita and Mustang fabrics are not compatible .

8 yd 119 sq.ft

DINING / CONFERENCE / MEETING TABLES

AIRFOIL DINING TABLE m.a.d.

MSRP			
	WALNUT	NATURAL	1 SET LEG
71"x35.5"	\$1,280	\$1,230	\$270
79"x35.5"	\$1,400	\$1,350	\$270

DIMENSIONS		
L	W	H
70.9"	35.4"	29.5"

BANGI RECTANGULAR TABLE 140 BABEL D

MSRP	
METAL	
\$2,515	

DIMENSIONS		
L	W	H
55.1"	35.4"	27.8"

BANGI RECTANGULAR TABLE 220 BABEL D

MSRP	
METAL	
\$3,155	

DIMENSIONS		
L	W	H
86.6"	35.4"	27.8"

BANGI SQUARE TABLE 90 BABEL D

MSRP	
METAL	
\$2,155	

DIMENSIONS		
L	W	H
35.4"	35.4"	27.8"

C
O
K
C
0
0
2
0
4

DINING / CONFERENCE / MEETING TABLES

BEL AIR

KOLLEKTIFF

MSRP				
	23.5 Dia/Sq	27.5 Dia/Sq	31.5 Dia/Sq	35.5 Dia/Sq
LAMINATE	\$750	\$810	\$875	\$955
LACQUER	\$935	\$1,050	\$1,180	\$1,325
VENEER	\$1,525	\$1,825	\$2,160	\$2,535
COMPACT	\$1,130	\$1,305	\$1,500	\$1,720
MARBLE	\$1,750	\$2,110	\$2,520	\$2,980

DIMENSIONS	
HEIGHT	29"

EEX DINING TABLE

Polypropylene or Wood top.
Nylon + Metal base.

TOOU

MSRP		
	PP TOP	WOOD TOP
ROUND	\$505	\$570
SQUARE	\$530	\$570

DIMENSIONS		
L	W	H
27.5"	27.5"	30"

ELUSIVE

Powder coated metal base

B&T

MSRP							
	31.5"x47.5"	31.5"x63"	35.5"x63"	35.5"x71"	35.5"x79"	35.5"x86"	35.5"x94.5"
LAMINATE	\$2,160	\$2,445	\$2,565	\$2,920	\$3,115	\$3,535	\$3,570
LACQUER	\$2,180	\$2,450	\$2,585	\$2,925	\$3,120	\$3,545	\$3,580
WOOD VENEER	\$2,415	\$2,800	\$2,900	\$3,430	\$3,525	\$4,040	\$4,095
FENIX	\$2,675	\$3,215	\$3,250	\$4,025	\$4,040	\$4,625	\$4,655
CERAMIC	\$3,135	\$3,760	\$3,790	\$4,590	\$5,320	\$5,350	\$5,450

DIMENSIONS		
L	W	H
27.5"	27.5"	30"

DINING / CONFERENCE / MEETING TABLES

ELUSIVE OUTDOOR TABLE

B&T

MSRP

	CERAMIC	IROKO
35 X 35	\$3,600	\$3,395
63 X 35	\$4,450	\$4,300
79 X 35	\$5,235	\$5,130
94 X 35	\$6,180	\$6,035

DIMENSIONS

H	S"
29.5"	35 x 35
29.5"	63 x 35
29.5"	79 x 35
29.5"	94 x 35

- 290 sq.ft 25 kg.
- 505 sq.ft 28 kg.
- 634 sq.ft 30 kg.
- 753 sq.ft 32 kg.

FIRA OUTDOOR TABLE ROUND

B&T

MSRP

COMPACT LAMINATE
\$2,425

DIMENSIONS

H	S"
29.5"	Ø35"

- 25 kg.

GAO RECTANGULAR TABLE 140

BABEL D

MSRP

	METAL
STEEL TOP	\$2,275
HPL WHITE TOP	\$3,280
HPL RUST CONCRETE TOP	\$2,470
PAPERSTONE® TOP	\$3,960

DIMENSIONS

L	W	H
55.1"	31.5"	29.1"

DINING / CONFERENCE / MEETING TABLES

GAO RECTANGULAR TABLE 180 BABEL D

MSRP		
METAL		
STEEL TOP	\$2,465	
HPL WHITE TOP	\$4,315	
HPL RUST CONCRETE TOP	\$3,240	
PAPERSTONE® TOP	\$6,600	
DIMENSIONS		
L	W	H
70.9"	31.5"	29.1"

GAO SQUARE TABLE 80 BABEL D

MSRP		
METAL		
STEEL TOP	\$2,065	
HPL WHITE TOP	\$2,545	
HPL RUST CONCRETE TOP	\$2,130	
PAPERSTONE® TOP	\$3,870	
DIMENSIONS		
L	W	H
31,5"	31.5"	29.1"

GAO ROUND TABLE 120 BABEL D

MSRP	
	METAL
STEEL TOP	\$2,930
HPL WHITE TOP	\$4,580
HPL RUST CONCRETE TOP	\$3,295
PAPERSTONE® TOP	\$4,950
DIMENSIONS	
D	H
47,2"	29.1"

DINING / CONFERENCE / MEETING TABLES

GLOBE

ROUND BASE

Metal base in powder coated colors.

B&T

MSRP								
	23.5"dia/sq	27.5"dia/sq	31.5"dia/sq	35.5"dia/sq	39.5"dia/sq	43.5"dia	47.5"dia	51.5"dia
LAMINATE -30mm -	\$845	\$990	\$1,300	\$1,405	\$1,800	\$1,880	\$2,080	x
LACQUER	\$940	\$1,060	\$1,465	\$1,585	\$1,795	\$1,990	\$2,315	\$2,420
WOOD VENEER	\$1,065	\$1,275	\$1,665	\$1,890	\$2,055	\$2,340	\$2,750	\$3,075
FENIX	\$1,065	\$1,305	\$1,740	\$1,940	\$2,510	\$2,730	\$3,065	x
COMPACT	\$1,035	\$1,220	\$1,865	\$2,035	\$2,610	\$2,770	\$3,030	x
GLASS	\$895	\$1,010	\$1,330	\$1,455	\$1,590	\$1,745	\$2,020	x
MARBLE	\$1,220	\$1,410	\$1,880	\$2,090	\$2,445	\$2,730	\$3,180	x
CERAMIC	\$1,180	\$1,390	\$1,865	\$2,085	x	x	x	x

DIMENSIONS

H

29.5"

GLOBE

SQUARE BASE

Metal base in powder coated colors.

B&T

MSRP				
	23.5"x23.5 dia/sq"	27.5"x27.5" dia/sq	31.5"x31.5" dia/sq	35.5"x35.5" dia/sq
LAMINATE -30mm -	\$820	\$955	\$1,255	\$1,320
LACQUER	\$900	\$1,005	\$1,420	\$1,535
WOOD VENEER	\$1,010	\$1,185	\$1,590	\$1,825
FENIX	\$1,035	\$1,260	\$1,685	\$1,855
COMPACT	\$1,035	\$1,220	\$1,865	\$2,055
GLASS	\$850	\$955	\$1,265	\$1,375
MARBLE	\$1,220	\$1,415	\$1,880	\$2,110
CERAMIC	\$1,240	\$1,465	\$1,950	\$2,200

DIMENSIONS

H

29.5"

GLOBE

ELLIPTIC BASE

B&T

MSRP								
	LAMINATE -30mm -	LACQUER	WOOD VENEER	FENIX	COMPACT	GLASS	MARBLE	CERAMIC
31.5"x55"	\$1,475	\$1,810	\$2,450	\$2,220	\$2,655	\$1,635	\$2,530	\$2,630
43.5"x71"	\$3,505	\$3,420	\$3,730	\$4,785	\$4,770	x	x	x

DIMENSIONS

H

29.5"

* Electrostatic powder coating colors are the only option for the base.

** These sizes have double pedestal base

DINING / CONFERENCE / MEETING TABLES

GLOBE RECTANGULAR BASE B&T

MSRP								
	LAMINATE -30mm -	LACQUER	WOOD VENEER	FENIX	COMPACT	GLASS	MARBLE	CERAMIC
31.5"x47"	\$1,775	\$1,990	\$2,365	\$2,405	\$2,670	\$1,780	\$2,740	\$2,860
31.5"x55	\$1,910	\$2,145	\$2,555	\$2,595	\$2,885	\$1,920	\$2,960	\$3,085
31.5"x63"	\$2,045	\$2,225	\$2,650	2,695	\$2,990	\$1,990	\$3,065	\$3,200
DIMENSIONS								
H								
29.5"								

* Electrostatic powder coating colors are the only option for the base.
** These sizes have double pedestal base

GLOBE OUTDOOR TABLE ROUND B&T

MSRP	
CERAMIC	
\$2,425	
DIMENSIONS	
H	S"
29.5"	Ø35.5"

290 sq.ft 36 kg.

GLOBE OUTDOOR TABLE SQUARE B&T

MSRP	
CERAMIC	
27.5 X 27.5	\$1,775
35 X 35	\$2,530
DIMENSIONS	
H	S"
29.5"	27.5 x 27.5"
29.5"	35.5 x 35.5"

290 sq.ft 31 kg.
172 sq.ft 36 kg.

JOS RECTANGULAR TABLE 160 BABEL D

MSRP		
METAL		
STEEL TOP	\$3,815	
HPL WHITE TOP	\$5,355	
HPL RUST CONCRETE TOP	\$4,235	
DIMENSIONS		
L	W	H
63"	39.4"	29.1"

DINING / CONFERENCE / MEETING TABLES

JOS RECTANGULAR TABLE 210 BABEL D

MSRP		
METAL		
STEEL TOP	\$4,750	
HPL WHITE TOP	\$7,310	
HPL RUST CONCRETE TOP	\$5,385	

DIMENSIONS		
L	W	H
82.7"	39.4"	29.1"

JOS SQUARE TABLE 100 BABEL D

MSRP		
METAL		
STEEL TOP	\$3,070	
HPL WHITE TOP	\$4,005	
HPL RUST CONCRETE TOP	\$3,225	
DIMENSIONS		
L	W	H
39.4"	39.4"	29.1"

JOS ROUND TABLE 80 BABEL D

MSRP	
METAL	
STEEL TOP	\$2,710
HPL WHITE TOP	\$3,180
HPL RUST CONCRETE TOP	\$2,730
DIMENSIONS	
D	H
31.5"	28.7"

C
O
K
C
0
0
2
0
4

DINING / CONFERENCE / MEETING TABLES

JOS SQUARE TABLE 80 BABEL D

MSRP		
METAL		
STEEL TOP	\$2,710	
HPL WHITE TOP	\$3,180	
HPL RUST CONCRETE TOP	\$2,730	

DIMENSIONS		
L	W	H
31.5"	31.5"	28,7"

JUGO inox slats + powder coating /solid wood slats + outdoor lacquer PROSTORIA

MSRP		
TEAK		
31.5"x31.5"	\$6,900	
55"x31.5"	\$4,930	

DIMENSIONS		
L	W	H
31.5"	31.5"	29.5"
55"	31.5"	29.5"

KANO RECTANGULAR TABLE 250 BABEL D

MSRP		
METAL		
STEEL TOP	\$6,695	
IRIKO TOP	\$9,495	

DIMENSIONS		
L	W	H
98.4"	43.3"	29.1"

C
O
K
C
0
0
2
0
4

DINING / CONFERENCE / MEETING TABLES

KANO SQUARE TABLE 80 BABEL D

MSRP		
METAL		
STEEL TOP	\$1,365	
HPL WHITE TOP	\$1,870	
HPL RUST CONCRETE TOP	\$1,380	
DIMENSIONS		
L	W	H
31.5"	31.5"	28.7"

KANO ROUND TABLE 70 BABEL D

MSRP	
METAL	
STEEL TOP	\$1,270
HPL WHITE TOP	\$1,585
HPL RUST CONCRETE TOP	\$1,170
DIMENSIONS	
D	H
27.6"	28.7"

KISSI RECTANGULAR TABLE 210 BABEL D

MSRP		
METAL		
HPL WHITE TOP		\$6,305
HPL RUST CONCRETE TOP		\$5,230
IROKO TOP		\$7,910
DIMENSIONS		
L	W	H
82.7"	43.3"	29.1"

C
O
K
C
0
0
2
0
4

DINING / CONFERENCE / MEETING TABLES

KISSI

SQUARE TABLE 120

BABEL D

MSRP		
METAL		
STEEL TOP	\$2,585	
HPL WHITE TOP	\$4,720	
HPL RUST CONCRETE TOP	\$3,325	

DIMENSIONS		
L	W	H
47.2"	47.2"	29.9"

KISSI

ROUND TABLE 125

BABEL D

MSRP	
METAL	
STEEL TOP	\$2,615
HPL WHITE TOP	\$4,685
HPL RUST CONCRETE TOP	\$3,230

DIMENSIONS	
D	H
49.2"	29.9"

C
O
K
C
0
0
2
0
4

DINING / CONFERENCE / MEETING TABLES

MELIK SQUARE TABLE 80 BABEL D

MSRP		
METAL		
STEEL TOP	\$2,495	
HPL WHITE TOP	\$2,545	
HPL RUST CONCRETE TOP	\$2,100	
DIMENSIONS		
L	W	H
31.5"	31.5"	29.1"

MELIK ROUND TABLE 100 BABEL D

MSRP	
METAL	
STEEL TOP	\$2,585
HPL WHITE TOP	\$3,595
HPL RUST CONCRETE TOP	\$2,685
DIMENSIONS	
D	H
39,4"	29,1"

MELIK SQUARE TABLE 70 BABEL D

MSRP		
METAL		
STEEL TOP	\$1,145	
HPL WHITE TOP	\$1,510	
HPL RUST CONCRETE TOP	\$1,210	
DIMENSIONS		
L	W	H
27.6"	27.6"	28.3"

MELIK ROUND TABLE 70 BABEL D

MSRP	
METAL	
STEEL TOP	\$1,145
HPL WHITE TOP	\$1,435
HPL RUST CONCRETE TOP	\$1,050
DIMENSIONS	
D	H
27.6"	28.3"

C
O
K
C
0
0
2
0
4

DINING / CONFERENCE / MEETING TABLES

MELIK	RECTANGULAR TABLE 180	BABEL D
-------	-----------------------	---------

MSRP	
METAL	
STEEL TOP	\$3,285
HPL WHITE TOP	\$4,830
HPL RUST CONCRETE TOP	\$3,700
IROKO TOP	\$5,690

DIMENSIONS		
L	W	H
70.9"	31.5"	29.1"

MIA	OAK LEGS	Oak MDF Top. Solid Oak Frame	KOLLEKTIFF
-----	----------	------------------------------	------------

MSRP	
OAK	
\$1,390	

DIMENSIONS		
L	W	H
71"	35.5"	28.5"

*This table is sold from stock only. Not available for customized orders.

MONK	WOOD LEGS	Top: Solid wood + oil or lacquer Base: Solid wood + oil or lacquer		PROSTORIA

MSRP				
	39,4"x39,4"	71"x39,4"	78,7"x39,4"	94,5"x39,4"
OAK / ASH	\$4,075	\$5,090	\$5,500	\$6,150
WALNUT	\$4,650	\$5,950	\$6,330	\$7,270

DIMENSIONS	
H	
29"	

DINING / CONFERENCE / MEETING TABLES

OBLIQUE PROSTORIA

MSRP		
	47" dia	63" dia
OAK / ASH	\$3,465	\$4,085
WALNUT	\$3,755	\$4,320

DIMENSIONS	
H	
29"	

RADIUS ELLIPTICAL B&T

MSRP						
	86.6" x 39.4"	94.5" x 39.4"	106.3" x 39.4"	86.6" x 37.4"	94.5" x 37.4"	106.3" x 37.4"
LAMINATE -30mm -	\$3,820	\$3,995	\$4,265	-	-	-
LACQUER	\$3,795	\$3,970	\$4,235	-	-	-
WOOD VENEER	\$4,675	\$4,930	\$5,315	-	-	-
FENIX	\$4,760	\$4,760	\$5,400	-	-	-
COMPACT	\$4,780	\$4,780	\$5,425	-	-	-
GLASS	-	-	-	-	-	-
MARBLE	\$6,210	\$6,605	\$7,195	-	-	-
CERAMIC	-	-	-	\$4,715	\$4,985	\$5,395

DIMENSIONS	
H	
29.5"	

RADIUS ROUND B&T

MSRP		
	Ø 63"	Ø 55.1"
LACQUER	\$3,460	\$4,225
WOOD VENEER	\$3,995	\$5,005

DIMENSIONS	
W	
29.5"	

C
O
K
C
0
0
2
0
4

DINING / CONFERENCE / MEETING TABLES

RHOMB

Table Top: Solid wood + oil or lacquer / mdf + fenix ntm
Table Legs: Solid wood + oil or lacquer / colour lacquer

B&T

MSRP					
	41.5"x41.5"	41.5"x79"	41.5"x98.5"	41.5"x108.5"	47" dia
OAK / ASH	\$3,770	\$5,110	\$6,415	\$6,890	\$4,040
WALNUT	\$4,250	\$5,800	\$7,330	\$7,935	\$4,565
FENIX	\$4,145	\$5,090	\$6,605	\$7,580	\$4,375
DIMENSIONS					
L					
29.5"					

RHOMB

CONFERENCE

Table Top: Solid wood + oil or lacquer / mdf + fenix ntm
Table Legs: Solid wood + oil or lacquer / colour lacquer 41.5"x41.5

B&T

MSRP		
	163.5" x 61"	197" x 61"
FENIX (OAK)	\$11,865	\$16,870
DIMENSIONS		
L		
29.5"		

SERI

ROUND

Metal base in powder coated or chrome plated.

B&T

MSRP					
	39.5" dia	47" dia	55" dia	59" dia	63" dia
LAMINATE	\$2,755	\$3,185	x	x	x
LACQUER	\$2,740	\$3,160	\$3,535	\$3,810	\$4,080
WOOD VENEER	\$3,175	\$3,785	\$4,320	\$4,730	\$5,120
FENIX	\$3,180	\$3,795	x	x	x
MARBLE	\$4,150	\$4,545	\$5,090	x	x
DIMENSIONS					
H					
29"					

SERI

ELLIPTIC

Metal base in powder coated or chrome plated.

B&T

MSRP			
	35.5"x71"	43.5"x87"	47"x94"
LAMINATE	\$3,505	\$4,105	\$4,630
LACQUER	\$3,480	\$4,075	\$4,590
WOOD VENEER	\$4,270	\$5,065	\$5,795
FENIX	\$4,185	\$5,145	\$5,865
MARBLE	\$5,215	\$6,790	\$8,030
CERAMIC	\$4,125	x	x
DIMENSIONS			
H			
29"			

DINING / CONFERENCE / MEETING TABLES

STRAIN

Top: Fenix NTM / Outdoor HPL
Base: Powder coated metal.

PROSTORIA

MSRP						
	31.5"x31.5"	39.5"x39.5"	79"x39.5"	94.5"x39.5"	110"x39.5"	43" dia
INDOOR (FENIX)	\$1,950	\$2,865	\$4,580	\$5,495	\$6,275	\$2,915
OUTDOOR (HPL)	\$2,485	\$3,020	\$5,985	\$7,260	\$8,845	\$3,490
DIMENSIONS						
H						
29"						

TORI OUTDOOR TABLE ROUND

B&T

MSRP	
CERAMIC	IROKO
\$3,680	\$3,400
DIMENSIONS	
H	S"
29.5"	Ø35"

TORI OUTDOOR TABLE ELLIPTICAL

B&T

MSRP		
	CERAMIC	IROKO
70 X 35	\$7,210	\$6,020
87 X 35	\$7,900	\$6,355
98 X 35	\$8,320	\$6,615
DIMENSIONS		
H	S"	
29.5"	70 x 35	
29.5"	87 x 35	
29.5"	98 x 35	

TRIFIDAE

Table top: Solid wood + lacquer / MDF + fenix / HPL (for Outdoor version).
Base: Powder coated metal.

PROSTORIA

MSRP					
	27.5"sq / Ø	31.5" sq / Ø	35.5" sq / Ø	43.5" sq / Ø	51"Ø
OAK / ASH	\$2,280	\$2,430	\$2,590	\$3,015	\$3,495
WALNUT	\$2,560	\$2,790	\$3,050	\$3,700	\$4,460
FENIX	\$1,835	\$1,950	\$2,250	\$2,455	\$2,820
HPL (OUTDOOR)	\$2,585	\$2,830	\$3,300	\$4,075	\$5,020
DIMENSIONS					
H					
29"					

DINING / CONFERENCE / MEETING TABLES

VIVI OUTDOOR TABLE

ELLIPTICAL

B&T

MSRP

CERAMIC

35 X 70	\$3,950
35 X 87	\$4,605
35 X 98	\$5,060

DIMENSIONS

559 Sq.ft 28 kg.
688 sq.ft 31 kg.
775 sq.ft 33 kg.

H	S"
29.5"	35 x 70
29.5"	35 x 87
29.5"	35 x 98

WOODPLATE

RECTANGULAR & SQUARE TOP

B&T

MSRP

	23.5" x 47.5"	31.5" x 55"	35.5" x 71""	39.5" dia/sq.	47.5" dia/sq.
LAMINATE	\$1,320	\$1,650	\$2,145	\$1,525	\$1,725
LACQUER	\$1,220	\$1,945	\$2,115	\$1,575	\$1,790
VENEER	\$1,610	\$2,510	\$2,765	\$2,005	\$2,310
FENIX	\$1,620	\$2,125	\$2,830	\$1,950	\$2,350

DIMENSIONS

H

29.5"

WOODPLATE

ROUND TOP

B&T

MSRP

	Ø 39.5"	Ø 47.5"
LAMINATE -30mm -	\$1,525	\$1,725
LACQUER	\$1,575	\$1,790
VENEER	\$2,005	\$2,310
FENIX	\$1,950	\$2,350

DIMENSIONS

H

29.5"

C
O
K
C
0
0
2
0
4

BAR / BISTRO TABLES

BEL AIR

BAR TABLE

Powder coated or chrome plated metal base.

KOLLEKTIFF

MSRP			
	23.5" dia/sq.	27.5" dia/sq	31.5" dia/sq
LAMINATE	\$790	\$845	\$915
LACQUER	\$970	\$1,090	\$1,220
WOOD VENEER	\$1,560	\$1,860	\$2,195
COMPACT	\$1,165	\$1,335	\$1,535
GLASS	\$875	\$960	\$1,055
MARBLE	\$1,780	\$2,145	\$2,555

DIMENSIONS	
H	43.5"

GLOBE

Powder coated metal base.

B&T

MSRP				
	SQUARE BAR		ROUND BAR	
	23.5" X 23.5"	27.5" X 27.5"	23.5" dia	27.5" dia
LAMINATE -30mm -	\$830	\$965	\$855	\$1,000
LACQUER	\$915	\$1,020	\$950	\$1,070
WOOD VENEER	\$1,020	\$1,200	\$1,075	\$1,290
FENIX	\$1,045	\$1,270	\$1,080	\$1,315
COMPACT	\$1,045	\$1,230	\$1,045	\$1,230
GLASS	\$860	\$965	\$905	\$1,020
MARBLE	\$1,230	\$1,425	\$1,230	\$1,425
CERAMIC	\$1,250	\$1,475	\$1,185	\$1,400

DIMENSIONS	
H	43.5"

* Please specify the base shape, Square or Round.

TRIFIDAE

Table top: Solid wood / lacquer / MDF fenix / compact / HPL (for Outdoor version).
Base: Powder coated metal.

PROSTORIA

MSRP		
	23.5"sq / Ø	27.5" sq / Ø
FENIX	\$1,945	\$2,120
OAK / ASH	\$2,135	\$2,375
WALNUT	\$1,585	\$1,770
HPL (OUTDOOR)	\$2,115	\$2,405

DIMENSIONS	
H	41"

BAR / BISTRO TABLES

LILY

KOLLEKTIFF

MSRP	
23.5"	\$780
27.5"	\$830
DIMENSIONS	
T	H
23.5"	39.3"
27.5"	39.3"

C
O
K
C
0
0
2
0
4

SIDE / COFFEE / OCCASIONAL TABLES

AIRFOIL COFFEE TABLE

m.a.d.

MSRP		
WHITE/BLACK LEGS		
OVAL WHITE / BLACK	\$770	
REC. WALNUT	\$980	
DIMENSIONS		
W	D	H
47"	23.5"	14"

AIRFOIL SIDE TABLE

m.a.d.

MSRP		
	WHITE/BLACK LEGS	BRASS LEGS
WHITE	\$395	\$505
WALNUT	\$500	\$610
F.MARBLE	\$405	\$510
DIMENSIONS		
TOP	H	
20"dia	21"	

ALFIE

Steel frame painted in polyester powder. HPL tabletop.
Suitable for outdoor use.

Laminimal

MSRP			
	LOW		HIGH
	\$ 490		\$ 505
DIMENSIONS			
	W	D	H
LOW	19.3"	19.3"	19"
HIGH	19.3"	19.3"	23.6"

🛒 21.4 lbs

🛒 22 lbs

ARISTO SIDE TABLE

Wood top. Chrome or powder coated metal base.
Fully assembled.

B&T

MSRP		
WHITE/BLACK LEGS		
LAMINATE	\$275	
LACQUER	\$440	
WOOD VENEER	\$560	
DIMENSIONS		
W	D	H
14"	19.5"	18.5"

SIDE / COFFEE / OCCASIONAL TABLES

AVALON COFFEE TABLE

KOLLEKTIFF

MSRP		
	27.5" x 17.7"h	35.5" x14" h
METAL TOP	\$1,235	\$1,470
CERAMIC TOP	\$2,945	\$3,720
MARBLE TOP	\$2,945	\$3,720

AVALON

KOLLEKTIFF

MSRP	
17.7"dia x 21.5"h	21.5" x 17.7"h
\$595	\$710

AVET

Top: Smoked glass
Base: Metal rod Ø 10 mm + powder coated

PROSTORIA

MSRP		
19.5" - 19.5"h	35.5" - 13"h	47" - 13"h
\$1,560	\$2,215	\$3,835

BANGI SQUARE COFFEE TABLE 90

BABEL D

MSRP		
METAL		
\$1,920		
DIMENSIONS		
L	W	H
35.4"	35.4"	11.8"

SIDE / COFFEE / OCCASIONAL TABLES

CARA

Variable top options.
Powder coated metal base. **B&T**

MSRP			
	18.5"dia x 21.5"h	24.5"dia x 17.5"h	39.5"dia x 14"h
GLASS	\$665	\$770	\$1,200
LAMINATE	\$790	\$895	\$1,340
LACQUER	\$870	\$1,020	\$1,375
WOOD VENEER	\$1,025	\$1,270	\$1,690
FENIX	\$870	\$1,045	\$1,780
MARBLE	\$1,155	\$1,615	\$2,000
CERAMIC	\$905	\$1,150	\$2,050

DIAMOND

COFFEE TABLE

KUBIKOFF

MSRP	
	31.5"dia
BLACK BASE	\$ 255
CHROME BASE	\$ 290
DIMENSIONS	
TOP	H
31.5"dia	16.5"

DIAMOND

SIDE TABLE

KUBIKOFF

MSRP	
	20"dia
BLACK BASE	\$ 140
CHROME BASE	\$ 155
DIMENSIONS	
TOP	H
20"dia	20.5"

SIDE / COFFEE / OCCASIONAL TABLES

DRAGE B&T

MSRP	
	METAL
19"dia top-20.5"h	\$760
27"dia top-16.5"h	\$900
34.5"dia top-12.5"h	\$1,035

DRAGE OUTDOOR LOW TABLE B&T

MSRP	
	ALUMINIUM
Ø35	\$1,975
Ø27	\$1,450
Ø19	\$1,035
DIMENSIONS	
H	S
12.5"	Ø35
16.5"	Ø27
16.5"	Ø19

- 376 sq.ft 14kg.
- 269 sq.ft 10kg.
- 215 sq.ft 8kg.

EEX SIDE TABLE Polypropylene or Wood top.
Nylon + Metal base. TOOU

MSRP		
	PP TOP	WOOD TOP
ROUND	\$470	\$540
SQUARE	\$495	\$540
DIMENSIONS		
	H	
	41"	

C
O
K
C
0
0
2
0
4

SIDE / COFFEE / OCCASIONAL TABLES

ELUSIVE OUTDOOR LOW TABLE

B&T

MSRP		
	CERAMIC	IROKO
18 X 18	\$2,045	\$2,115
24 X 24	\$2,360	\$2,370
35 X 35	\$3,180	\$3,095
47 X 24	\$3,085	\$3,145
55 X 24	\$3,375	\$3,385
DIMENSIONS		
H		
14"		

FIELDS SIDE TABLE

Teak Top
White or Black Aluminum

Backyard

MSRP			
	LOW	HIGH	
	\$ 560	\$ 585	
DIMENSIONS			
	W	D	H
LOW	14.5"	29"	10.5"
HIGH	14.5"	29"	21.5"

FLY ROUND

Metal base in powder coated or chrome plated.

B&T

MSRP					
	Ø 20"-22"h	Ø 24"-18"h	Ø 24"-24"h	Ø 35.5"-14.5"h	Ø 49"-14.5"h
LAMINATE	\$605	\$690	\$710	\$1,080	x
LACQUER	\$660	\$815	\$835	\$1,115	\$1,435
WOOD VENEER	\$840	\$1,065	\$1,085	\$1,405	\$1,825
FENIX	\$710	\$840	\$860	\$1,435	x
COMPACT	\$745	\$805	\$820	\$1,580	\$2,540
MARBLE	\$1,300	\$1,470	\$1,490	\$2,340	\$3,610
CERAMIC	\$775	\$945	\$965	\$1,630	x
DIMENSIONS					
H					
14.5"					

SIDE / COFFEE / OCCASIONAL TABLES

FLY ELLIPSE B&T

MSRP				
	35.5"x20"	24"x47"	31.5"x63"	35.5"x71"
LAMINATE	\$760	\$1,100	\$1,295	\$1,595
LACQUER	\$970	\$1,090	\$1,315	\$1,675
WOOD VENEER	\$1,225	\$1,355	\$1,710	\$2,155
FENIX	\$955	\$1,410	\$1,860	\$2,315
COMPACT	\$1,120	\$1,370	\$2,480	\$2,600
MARBLE	\$1,520	\$2,255	\$3,650	\$4,630
CERAMIC	\$1,255	\$1,645	\$2,350	\$2,875
DIMENSIONS				
	H			
	14.5"			

FLY SQUARE B&T

MSRP			
	18" - 21"h	22"-18"h	35.5"-14.5"h
LAMINATE	\$475	\$545	\$985
LACQUER	\$565	\$635	\$980
WOOD VENEER	\$660	\$785	\$1,230
FENIX	\$560	\$680	\$1,340
COMPACT	\$705	\$760	\$1,550
MARBLE	\$815	\$1,075	\$1,725
CERAMIC	\$750	\$920	\$1,700
DIMENSIONS			
	H		
	14.5"		

C
O
K
C
0
0
2
0
4

SIDE / COFFEE / OCCASIONAL TABLES

FLY RECTANGULAR B&T

MSRP				
	35.5"x20"	23.5"x47"	31.5"x63"	35.5"x71"
LAMINATE	\$715	\$995	\$1,215	\$1,510
LACQUER	\$880	\$980	\$1,190	\$1,560
WOOD VENEER	\$1,150	\$1,230	\$1,585	\$2,085
FENIX	\$910	\$1,310	\$1,785	\$2,235
COMPACT	\$1,120	\$1,370	\$2,480	\$2,615
MARBLE	\$1,355	\$1,560	\$3,450	\$4,385
CERAMIC	\$1,255	\$1,645	\$2,350	\$2,890
DIMENSIONS				
	H			
	14.5"			

FLY OUTDOOR LOW TABLE RECTANGULAR B&T

MSRP	
CERAMIC	
47 X 24	\$2,025
63 X 31	\$3,025
DIMENSIONS	
H	S
14.5"	47 X 24
14.5"	63 X 31

365 sq.ft 11 kg.
656 sq.ft 13 kg.

FLY OUTDOOR LOW TABLE ELLIPTICAL B&T

MSRP	
CERAMIC	
47 X 24	\$1,945
63 X 31	\$2,930
DIMENSIONS	
H	S
14.5"	47 X 24
14.5"	63 X 31

376 sq.ft 11 kg.
656 sq.ft 13 kg.

SIDE / COFFEE / OCCASIONAL TABLES

FLY OUTDOOR LOW TABLE

SQUARE

B&T

MSRP

CERAMIC

35 X 35

\$2,135

22 X 22

\$1,190

DIMENSIONS

H

S

14.5"

35 X 35

18"

22 X 22

409 sq.ft 7 kg.

161 sq.ft 8 kg.

FLY OUTDOOR LOW TABLE

ROUND

B&T

MSRP

CERAMIC

Ø24

\$1,190

Ø35

\$1,980

DIMENSIONS

H

S

18"

Ø24

14.5"

Ø35

182 sq.ft 8 kg.

452 sq.ft 11 kg.

FRAME

Compact or glass top
Powder coated 16 mm metal base.

PROSTORIA

MSRP

COMPACT BLACK

COMPACT WHITE

15.5"x17.5"x16"h

\$2,160

\$3,000

15.5"x21.5"x16"h

\$1,795

\$2,400

15.5"x15.5"x18"h

\$1,000

\$1,150

15.5"x15.5"x22"h

\$975

\$1,130

39.5"x27.5"x14"h

\$1,050

\$1,245

39.5"x39.5"x14"h

\$1,025

\$1,215

SIDE / COFFEE / OCCASIONAL TABLES

FRAMELESS

Compact or glass top
Powder coated 10 mm metal base.

PROSTORIA

MSRP		
	COMPACT BLACK	COMPACT WHITE
15.5"x17.5"x16.5"h	\$1,025	\$1,215
15.5"x21.5"x16.5"h	\$1,050	\$1,245
15.5"x15.5"x18"h	\$975	\$1,130
15.5"x15.5"x22.5"h	\$1,000	\$1,150
39.5"x27.5"x13.5"h	\$1,795	\$2,400
39.5"x39.5"x13.5"h	\$2,160	\$3,000

GLOBE ROUND TOP

B&T

MSRP				
	20" dia-18"h	20" dia-21.5"h	23.5" dia-18"h	23.5" dia-21.5"h
LAMINATE	\$645	\$755	\$655	\$765
LACQUER	\$725	\$875	\$730	\$880
WOOD VENEER	\$815	\$975	\$820	\$980
FENIX	\$890	\$1,085	\$895	\$1,090
COMPACT	\$930	\$1,050	\$930	\$1,055
GLASS	\$670	\$745	\$675	\$755
MARBLE	\$1,015	\$1,235	\$1,020	\$1,240
CERAMIC	\$960	1,190	\$965	\$1,200

GLOBE ELLIPSE TOP

B&T

MSRP			
	35.5"x23.5"	47"x31.5"	55"x35.5"
LAMINATE	\$1,260	\$1,310	\$1,685
LACQUER	\$1,425	\$1,560	\$2,010
WOOD VENEER	\$1,585	\$2,005	\$2,590
FENIX	\$1,945	\$2,075	\$2,690
COMPACT	\$1,750	\$2,265	\$3,055
GLASS	\$1,110	\$1,400	x
MARBLE	\$1,835	\$2,365	\$3,010
CERAMIC	\$1,970	\$2,460	\$3,095

DIMENSIONS		
	H	
	16"	

SIDE / COFFEE / OCCASIONAL TABLES

GLOBE OUTDOOR LOW TABLE ELLIPTICAL B&T

MSRP	
CERAMIC	
47 X 31	\$2,800
55 X 35	\$3,485
DIMENSIONS	
H	S"
16"	47 x 31
16"	55 x 35

GLOBE OUTDOOR LOW TABLE ROUND B&T

MSRP	
CERAMIC	
22"	\$1,110
18"	\$1,350
DIMENSIONS	
H	S"
22"	Ø24
18"	Ø24

JUGO SIDE TABLE inox slats + powder coating /solid wood slats + outdoor lacquer PROSTORIA

MSRP		
METAL		
\$1,415		
DIMENSIONS		
L	W	H
17.5"	21.5"	16"

JUGO LOW TABLE PROSTORIA

MSRP		
METAL		
LARCH	\$5,260	
DIMENSIONS		
L	W	H
37.5"	37.5"	16"

* Available only in the option with metal rails.

SIDE / COFFEE / OCCASIONAL TABLES

KANO	ROUND COFFEE TABLE 70	BABEL D
MSRP		
METAL		
STEEL TOP		\$1,080
HPL WHITE TOP		\$1,525
HPL RUST CONCRETE TOP		\$1,100
DIMENSIONS		
D		H
27.6"		11.8"

LILY		KOLLEKTIFF
MSRP		
	METAL	
LILY L	\$570	
LILY M	\$495	
LILY H	\$510	
DIMENSIONS		
	D	H
LILY L	23.5"	15.7"
LILY M	17.7"	19.7"
LILY H	17.7"	23.6"

LOOM

SMALL

Wood or Marble Top

Powder coated metal base.

B&T

MSRP

16.5"x16.5"x20"h

23.5"x23.5"x14"h

31.5"x31.5"x14"h

39"x39"x14"h

LAMINATE\$545\$745\$1,165\$1,400

LACQUER\$565\$775\$1,240\$1,640

WOOD VENEER\$650\$945\$1,590\$2,120

FENIX\$635\$930\$1,485\$2,205

MARBLE\$1,010\$1,610\$2,480\$3,755

LOOM

LARGE

B&T

MSRP			
	47"x17.5"x14"h	63"x17.5"x14"h	71"x17.5"x14"h
LAMINATE	\$1,080	\$1,480	\$1,715
LACQUER	\$1,245	\$1,560	\$1,805
WOOD VENEER	\$1,530	\$1,950	\$1,950
FENIX	\$1,565	\$1,765	\$2,055
MARBLE	\$2,575	\$2,895	\$3,415

SIDE / COFFEE / OCCASIONAL TABLES

LUGO

Wood or Marble Top
Powder coated metal base.

KOLEKTIFF

MSRP					
	LAMINATE	LACQUER	WOOD VENEER	COMPACT	MARBLE
16"dia x 19.5"h	\$430	\$525	\$800	\$625	\$940
23.5"dia x 18"h	\$555	\$740	\$1,275	\$930	\$1550
35.5"dia x 16"h	\$775	\$1,080	\$1,965	\$1,400	\$2,420
35.5" sq x 16"h	\$835	\$1,140	\$2,030	\$1,460	\$2,480
47" sq x 16" h	\$1,110	\$1,645	\$3,225	\$2,215	\$4,025
23.5 x 47 x 164	\$850	\$1,120	\$1,910	\$1,405	\$2,310
31.5 x 63 x 164	\$1,110	\$1,585	\$2,990	\$2,095	\$3,705
Oval 39.5 x 16 x 164	\$755	\$945	\$1,490	\$1,140	\$1,770
Oval 71 x 19.5 x 124	\$1,025	\$1,430	\$2,610	\$1,855	\$3,210

MELIK

ROUND COFFEE TABLE 80

BABEL D

MSRP	
METAL	
STEEL TOP	\$2,345
HPL WHITE TOP	\$2,295
HPL RUST CONCRETE TOP	\$1,845

DIMENSIONS	
D	H
31.5"	11.8"

MODEST

ROUND

Powder coated metal base with matt chrome or matt brass leg caps.

B&T

MSRP					
	15"dia x 19.5"h	19.7"dia x 17.7"h	27.5"dia x 15.7"h	35.5"dia x 15.7"h	47"dia x 15.7"h
LAMINATE	\$645	\$710	\$860	\$1,180	\$1,685
LACQUER	\$700	\$790	\$975	\$1,210	\$1,735
WOOD VENEER	\$845	\$975	\$1,235	\$1,510	\$2,140
FENIX	\$715	\$820	\$1,080	\$1,540	\$2,350
COMPACT	\$680	\$875	\$1,080	\$1,695	\$2,645
MARBLE	\$810	\$1,025	\$1,545	\$2,280	\$3,905
CERAMIC	\$870	\$995	\$1,340	\$1,835	x

PLEASE SPECIFY THE LEGS CAPS COLOUR

SIDE / COFFEE / OCCASIONAL TABLES

MODEST REC. & SQUARE

B&T

MSRP					
	17.7"x35.5"	23.5"x47"	31.5"x63"	35.5" - 35.5"	47"-47"h
LAMINATE	\$1,015	\$1,320	\$1,845	\$1,380	\$1,905
LACQUER	\$1,185	\$1,300	\$1,815	\$1,375	\$1,955
WOOD VENEER	\$1,465	\$1,560	\$2,225	\$1,635	\$2,360
FENIX	\$1,220	\$1,640	\$2,435	\$1,745	\$2,570
COMPACT	\$1,435	\$1,700	\$3,170	\$1,965	\$2,865
MARBLE	\$1,640	\$2,370	\$3,875	\$2,605	\$4,170
CERAMIC	\$1,640	\$2,130	\$3,205	\$2,260	x

DIMENSIONS		
	H	
	15.7"	
PLEASE SPECIFY THE LEGS CAPS COLOUR		

MODEST DRESSER

B&T

MSRP			
	47"X17.7"	55"X17.7"	63"X17.7"
LAMINATE	\$1,185	\$1,405	\$1,495
LACQUER	\$1,295	\$1,400	\$1,480
WOOD VENEER	\$1,550	\$1,660	\$1,760
FENIX	\$1,430	\$1,685	\$1,820
COMPACT	\$1,450	\$1,735	\$1,920
MARBLE	\$1,955	\$2,225	\$2,460
CERAMIC	\$1,835	\$2,065	\$2,255

DIMENSIONS		
	H	
	29"	
PLEASE SPECIFY THE LEGS CAPS COLOUR		

MONK LOW TABLE

PROSTORIA

MSRP		
	OAK / ASH	WALNUT
16"x16"-17.5"h	\$650	\$665
19.5"x19.5"-19.5"h	\$550	\$580

SIDE / COFFEE / OCCASIONAL TABLES

NOA

LOW TABLE

Powder coated metal base.

B&T

MSRP							
	LAMINATE	LACQUER	VENEER	FENIX	COMPACT	MARBLE	CERAMIC
16"x16"-16"h	\$605	\$715	\$825	\$670	\$795	\$705	\$760
16"x16"-19"h	\$610	\$720	\$830	\$675	\$800	\$710	\$765
16"dia-16"h	\$605	\$715	\$825	\$670	\$795	\$705	\$715
16"dia-19"h	\$610	\$720	\$830	\$675	\$800	\$710	\$720

NOTCH

Walnut top
Copper legs

m.a.d.

MSRP			
	16"dia-16"h	16"dia-19.5"h	16"dia-23.5"h
WALNUT TOP	\$450	\$485	\$520

OBLIQUE WOOD LEGS

Solid wood or LAMINATE top
Solid wood legs

PROSTORIA

MSRP			
OAK / ASH			
TABLE TOP	27.5"dia x 16"h	35.5"dia x 13.5"h	43.5" dia x 11.5"h
FENIX	\$1,615	\$1,675	\$2,095
OAK / ASH	\$1,645	\$1,860	\$2,150
WALNUT	-	-	-
WALNUT			
TABLE TOP	27.5"dia x 16"h	35.5"dia x 13.5"h	43.5" dia x 11.5"h
FENIX	\$1,495	\$1,795	\$2,220
OAK / ASH	-	-	-
WALNUT	\$1,595	\$1,870	\$2,315

OUTO HOCKER

Polypropylene

TOOU

MSRP		
PP		
\$110		
DIMENSIONS		
L	W	H
17"	16"	16"

*Stackable

SIDE / COFFEE / OCCASIONAL TABLES

PA.HE.KO PA Polypropylene. UV resistant. Fully assembled. **TOOU**

MSRP		
PP		
\$120		
DIMENSIONS		
L	W	H
12"	12"	17.5"

PA.HE.KO HE **TOOU**

MSRP		
PP		
\$120		
DIMENSIONS		
L	W	H
12"	12"	17.5"

PA.HE.KO KO **TOOU**

MSRP		
PP		
\$120		
DIMENSIONS		
L	W	H
12"	12"	17.5"

POLYGON INDOOR Table top options: Solid wood / MDF / Compact / HPL Base: Powder Coated Metal **PROSTORIA**

MSRP			
	23.5"dia x 16"h	28.5"dia x 12.5"h	33" x 9.5"h
OAK / ASH	\$1,330	\$1,435	\$1,810
WALNUT	\$1,495	\$1,770	\$2,170
FENIX	\$1,040	\$1,200	\$1,320

*Solid wood table tops are not available in black or other colour lacquers.

SIDE / COFFEE / OCCASIONAL TABLES

POLYGON OUTDOOR

PROSTORIA



MSRP			
	23.5"dia x 16"h	28.5"dia x 12.5"h	33" x 9.5"h
HPL	\$1,455	\$1,805	\$2,205

PETTY

Various tops. Metal base in powder coated or chrome plated.
Fully assembled. **B&T**

MSRP			
	16"dia-17"h	20"dia-17"h	20"dia-20"h
LAMINATE	\$550	\$620	\$625
LACQUER	\$660	\$750	\$750
WOOD VENEER	\$770	\$885	\$890
FENIX	\$615	\$725	\$725
MARBLE	\$1,025	\$1,045	\$1,050
CERAMIC	\$675	\$840	\$845

SANS

Base and tabletop both in solid steelpainted in polyester powder.
Suitable for outdoor use. **Laminimal**

MSRP	
SMALL	LARGE
\$315	\$485

DIMENSIONS			
	L	W	H
SMALL	17.7"	17.7"	20"
LARGE	27.5"	27.5"	14.2"

15.9 lbs

32 lbs

SIDE / COFFEE / OCCASIONAL TABLES

SERI RECTANGULAR DRESSER Metal base in powder coated or chrome plated. B&T

MSRP			
	15"x47.5"	15"x55"	15"x63"
LAMINATE	\$2,240	\$2,410	\$2,810
LACQUER	\$2,220	\$2,300	\$2,760
WOOD VENEER	\$2,490	\$2,550	\$3,085
FENIX	\$2,420	\$2,620	\$3,055
MARBLE	\$3,150	\$3,465	\$3,975
CERAMIC	\$2,475	\$2,715	\$3,150
DIMENSIONS			
H			
33,5"			

SINI WOOD BASE B&T

MSRP			
	19"dia-21"h	27"dia-17"h	34.5"-13"h
POWDER COATED FINISH	\$690	\$815	\$940

SINI OUTDOOR LOW TABLE ROUND B&T

MSRP	
ALUMINIUM	
19"	\$1,025
27"	\$1,280
35"	\$1,570
DIMENSIONS	
H	S
21"	19"
17"	27"
13"	35"

-  53 sq.ft
-  8 kg.
-  86 sq.ft
-  10 kg.
-  139 sq.ft
-  14 kg.

SIDE / COFFEE / OCCASIONAL TABLES

STRAIN

Top: Fenix NTM / Outdoor HPL
Base: Powder coated metal.

PROSTORIA

MSRP		
	Ø19.7 × 18.1"	Ø27.6 × 14.2"
FENIX	\$1,165	\$1,345
OUTDOOR HPL	\$1,400	\$1,690
OUTDOOR METAL	\$1,475	\$1,920

- for outdoor metal tables, power coating for base and top is always in the same colour

THEO

ROUND

Wood top.
Metal base.

B&T

MSRP			
	17.5"dia x 21.5"h	23.5"dia x 17.5"h	39.5"dia x 14"h
LAMINATE	\$720	\$1,025	\$1,710
LACQUER	\$935	\$1,275	\$1,775
WOOD VENEER	\$1,160	\$1,780	\$2,355
FENIX	\$840	\$1,255	\$2,500

THEO

OVAL

B&T

MSRP		
	47" x 19.5" x 14"h	63" x 19.5" x 14"h
LAMINATE	\$1,195	\$1,575
LACQUER	\$1,410	\$1,545
WOOD VENEER	\$1,905	\$2,085
FENIX	\$1,625	\$2,160

THICK TOP

Polypropylene with natural waste.
In and Outdoor use. UV resistant.

TOOU

MSRP		
	LOW	HIGH
PP	\$205	\$235

DIMENSIONS		
	TOP	H
LOW	19" dia top	14"
HIGH	19" dia top	19.5"

SIDE / COFFEE / OCCASIONAL TABLES

TINKER

Table top: solid wood + lacquer / glass / stone
Base: powder coating metal

PROSTORIA

MSRP			
	OAK	WALNUT	GLASS
20" x 20" x 17.5"h	\$1,840	\$1,950	\$1,560
20" dia x 17.5"h	\$1,840	\$1,950	\$1,350
27.5" x 27.5" x 14.5"h	\$2,095	\$2,340	\$2,055
27.5" dia x 14.5"h	\$2,095	\$2,340	\$1,795
35.5" x 23.5" x 14.5"h	\$2,200	\$2,515	\$2,185
35.5" x 35.5" x 12"h	\$2,375	\$2,725	\$2,630
35.5 dia" x 12"h	\$2,375	\$2,725	\$2,355
47" x 47" x 12"h	\$3,230	\$4,010	\$3,765
47" dia x 12"h	\$3,230	\$4,010	\$3,490

base is available only in black powder coated finish
solid wood table tops are not available in other colour lacquers

TOMO

Polypropylene with natural waste.
In and Outdoor use. UV resistant.

TOOU

MSRP		
PP		
\$140		
DIMENSIONS		
W	D	H
11"	16"	18"

Stackable

TRED

Various tops. Powder coated or chrome plated metal base.
Fully assembled.

B&T

MSRP	
15"x24"-21"h	
LAMINATE	\$495
LACQUER	\$490
WOOD VENEER	\$600
FENIX	\$620

TRIFIDAE

LOW TABLE

Table top: Solid wood + lacquer / MDF + fenix / HPL (for Outdoor version).
Base: Powder coated metal.

PROSTORIA

MSRP			
	27.5" sq / rd, 16"h	35.5" sq / rd, 13.5"h	43.5" sq / rd, 11"h
FENIX	\$1,835	\$1,945	\$2,475
OAK / ASH	\$2,315	\$2,635	\$3,080
WALNUT	\$2,610	\$3,095	\$3,825
HPL (OUTDOOR)	\$2,640	\$3,395	\$4,215

SIDE / COFFEE / OCCASIONAL TABLES

URBAN

Coco powder coated metal.

m.a.d.

MSRP		
	24"x24" -16"H	48"x20" -18"H
METAL	\$365	\$540

WOODPLATE

PLYWOOD BASE

Height = 15.7"

B&T

MSRP				
	35.5 sq/dia	47 sq/dia	23.5" x 47	27.5" x 55
LAMINATE	\$1,210	\$1,605	\$1,150	\$1,435
LACQUER	\$1,250	\$1,660	\$1,130	\$1,360
WOOD VENEER	\$1,605	\$2,150	\$1,445	\$1,840
FENIX	\$1,645	\$2,395	\$1,540	\$1,965

WOODPLATE

ROUND WOODY BASE

B&T

MSRP				
	15"dia-22"h	20"dia-22"h	35.5"dia-16"h	47"dia-16"h
LAMINATE	\$665	\$710	\$1,115	\$1,390
LACQUER	\$715	\$790	\$1,150	\$1,435
WOOD VENEER	\$860	\$970	\$1,435	\$1,835
FENIX	\$720	\$815	\$1,470	\$2,035

WOODPLATE

SQUARE & RECTANGULAR - WOODY BASE

B&T

MSRP				
	47"x24"-16"	55"x27.5"-16"h	35.5"x35.5"-16"h	47"x47"-16"h
LAMINATE	\$1,090	\$1,320	\$1,110	\$1,455
LACQUER	\$1,070	\$1,255	\$1,105	\$1,500
WOOD VENEER	\$1,320	\$1,645	\$1,360	\$1,895
FENIX	\$1,400	\$1,745	\$1,465	\$2,100

SHELVES

BIJOUE

B&T

MSRP

METAL FRAME

36.6" H	\$720
59.5" H	\$1,130

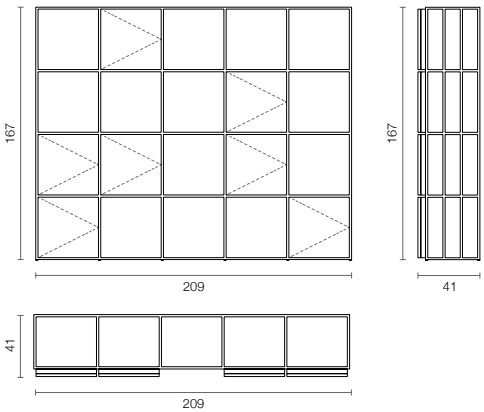
DIMENSIONS

 21 kg.
 23 kg.

MATERIAL	H	Size	V (m³)
Metal	36.6"	13x32.7"	0.32
Metal	59.5"	13x32.7"	0.51

JEST SHELF

B&T



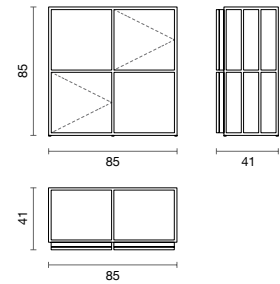
MSRP

METAL FRAME

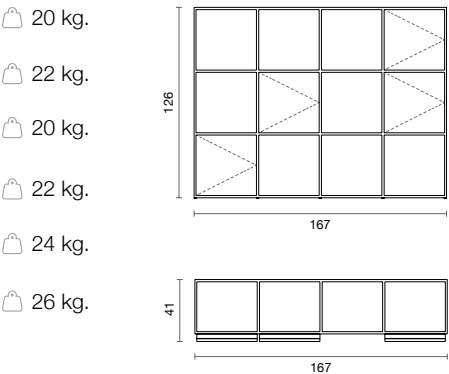
\$ 1,630
\$ 2,160
\$ 2,280
\$ 2,865
\$ 3,045
\$ 3,795

C
O
K
C
0
0
2
0
4

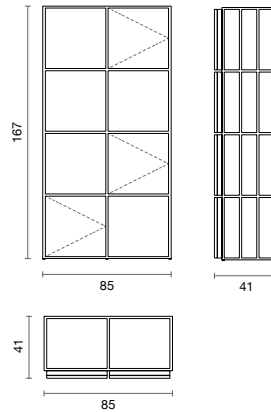
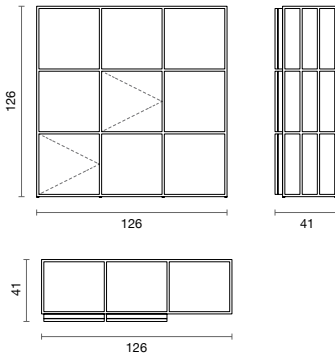
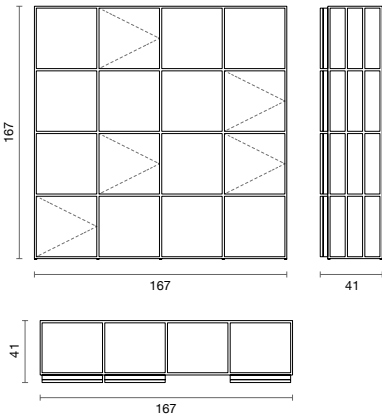
SHELVES



4 kg. Glass



- 20 kg.
- 22 kg.
- 20 kg.
- 22 kg.
- 24 kg.
- 26 kg.



MSRP

GLASS	MARBLE	METAL
\$ 90	\$ 435	\$ 50

DIMENSIONS

MATERIAL	H	S	V (m³)
Metal	0.12"	39.4x39.7"	x
Glass	33"	32.8x39.7"	0.02

DIMENSIONS

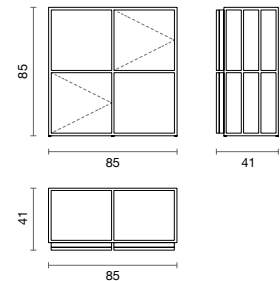
MATERIAL	H	S	V (m³)
Metal	33"	16x33"	0.36
Metal	66"	16x33"	0.7
Metal	50"	16x50"	0.76
Metal	50"	16x50"	1.01
Metal	50"	16x66"	1.33
Metal	66"	16x82"	1.66

C
O
K
C
0
0
2
0
4

SHELVES

JEST

B&T



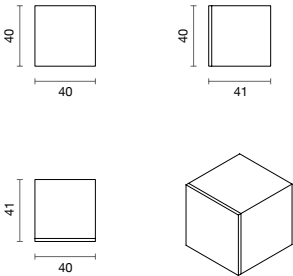
4 kg. Glass

MSRP			
GLASS	MARBLE		METAL
\$ 90	\$ 435		\$ 50

DIMENSIONS			
MATERIAL	H	S	V (m³)
Metal	0.12"	39.4x39.7"	x
Glass	33"	32.8x39.7"	0.02

JEST WOODEN BOX

B&T



*Please choose opening ways for all wooden boxes.

MSRP			
LAMINATE	LACQUER		VENEER
\$ 865	\$ 815		\$ 1,065

DIMENSIONS			
MATERIAL	H	S	V (m³)
Wood	40x41	155x156"	x

SHELVES

C
O
K
C
0
0
2
0
4

JEST TV

SHELF

B&T

MSRP

METAL FRAME

1 SHORT	\$ 1,170
1 LONG	\$ 1,240
2 SHORT	\$ 1,675
3 SHORT	\$ 2,405
4 SHORT	\$ 3,650
5 SHORT	\$ 4,400
1 SHORT & 1 LONG	\$ 1,845
2 SHORT & 1 LONG	\$ 2,920
3 SHORT & 1 LONG	\$ 4,745
2 LONG	\$ 2,460
2 SHORT & 2 LONG	\$ 3,650
3 SHORT & 2 LONG	\$ 5,550

DIMENSIONS

MATERIAL	Size	V (m³)
Metal	37x22x22.5"	0.36
Metal	37x22x44.5"	0.69
Metal	73x22x22.5"	0.71
Metal	108,5x22x22.5"	1.05
Metal	144,5x22x22.5"	1.38
Metal	181x22x22.5"	1.73
Metal	73x22x44.5"	1.36
Metal	108.5x22x44.5"	2
Metal	144x22x44.5"	2.66
Metal	73x22x44.5"	1.36
Metal	144.5x22x44.5"	2.35
Metal	181x22x44.5"	3.26

18 kg.

23kg.

18 kg.

18 kg.

18 kg.

14 kg.

23 kg.

23kg.

23 kg.

23 kg.

23 kg.

23 kg.



SHELVES

JEST SHELF TOP

B&T

MSRP		
	GLASS	MARBLE
SHELF	\$ 280	\$ 140
HALF SHELF	\$ 1,495	\$ 780

DIMENSIONS		
	Size	V (m³)
SHELF	353x203.5	0.37
HALF SHELF	176x203.5	0.19

-  14 kg. Glass
-  7 kg. Marble

JEST DRAWER

B&T

MSRP			
	LAMINATE	LACQUER	VENEER
MEDIUM	\$ 1,445	\$ 1,315	\$ 1,690
LARGE	\$ 1,565	\$ 1,410	\$ 1,815

DIMENSIONS		
	Weight (Kg.)	V (m³)
MEDIUM	14	1
LARGE	16	1.33

C
O
K
C
0
0
2
0
4

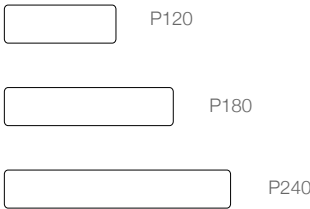
SHELVES

C
O
K
C
0
0
2
0
4

KNIF SHELVING SYSTEM

SHELVES

PROSTORIA

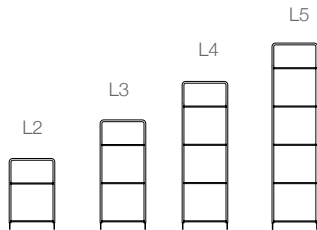


MSRP		
P120	P180	P240
\$765	\$965	\$1,200
DIMENSIONS		
P120		
W	D	H
47"	14"	1"
P180		
W	D	H
71"	14"	1"
P240		
W	D	H
94"	14"	1"

KNIF SHELVING SYSTEM

FRAMES

PROSTORIA



MSRP			
L2	L3	L4	L5
\$275	\$290	\$345	\$380
DIMENSIONS			
L2			
W	D		
20"	30"		
L3			
W	D		
20"	47"		
L4			
W	D		
20"	62"		
L5			
W	D		
20"	79"		

SHELVES

KNIF SHELVING SYSTEM

LEG

PROSTORIA

U FORM LEG



LEG (SET OF 2)



MSRP

U FORM LEG

\$120

LEG (SET OF 2)

\$115

DIMENSIONS

U FORM LEG

W

13"

H

9"

H

0.7"

LEG (SET OF 2)

W

0.7"

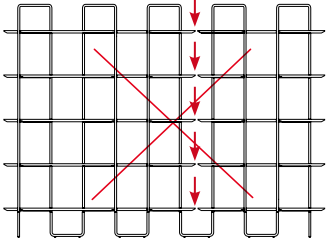
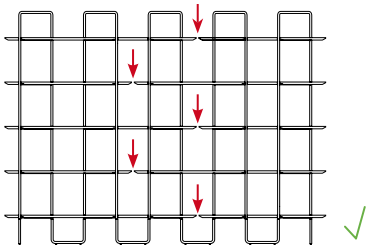
H

9"

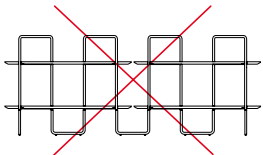
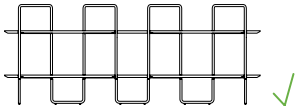
KNIF SHELVING SYSTEM

PROSTORIA

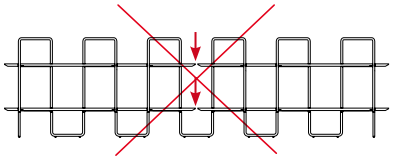
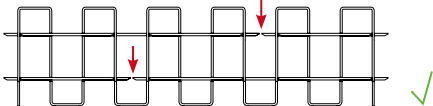
NOTE - SHELF BOARDS NEED TO
CROSSED IN ORDER TO IMPROVE
FIRMNESS



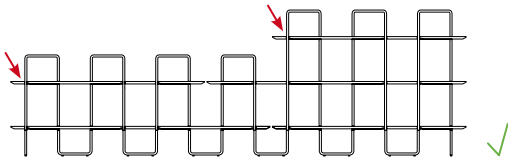
- TO CREATE THE SHELVING SYS-
TEM WITH 4 VERTICALS/ LADDER
USE BOARDS 240



- TO CREATE THE SHELVING SYS-
TEM WITH 6 VERTICALS/ LADDER
USE BOARDS 120 + 240



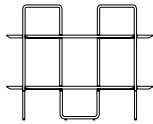
- THE BOARD 180 CAN BE USED
ONLY ON THE LEFT SIDE OF THE
LADDER AND THE FRONT PART OF
THE SHELF



SHELVES

KNIF SHELVING SYSTEM BASIC MODULES

PROSTORIA



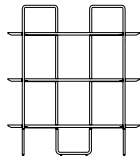
MSRP

BASIC MODULE 01 (2X2) SHELF P120 X 2 + FRAME L2 X 2 + U FORM LEG + LEG (SET OF 2) X 1

\$2,315

DIMENSIONS

W	D	H
47"	37"	15"



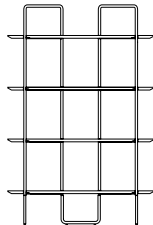
MSRP

BASIC MODULE 02 (2X3) SHELF P120 X 3 + FRAME L3 X 2 + U FORM LEG + LEG (SET OF 2) X 1

\$3,115

DIMENSIONS

W	D	H
47"	53"	15"



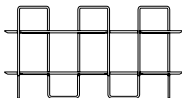
MSRP

BASIC MODULE 03 (2X4) SHELF P120 X 4 + FRAME L4 X 2 + U FORM LEG + LEG (SET OF 2) X 1

\$3,985

DIMENSIONS

W	D	H
47"	69"	15"



MSRP

basic module 04 (3x2) shelf p180 x 2 + frame L2 x 3 + u form leg x 2 + leg (set of 2) x 1

\$3,110

DIMENSIONS

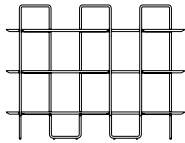
W	D	H
71"	37"	15"

C
O
K
C
0
0
2
0
4

SHELVES

KNIF SHELVING SYSTEM BASIC MODULES

PROSTORIA



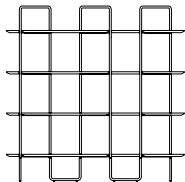
MSRP

BASIC MODULE 05 (3X3) SHELF P180 X 3 + FRAME L3 X 3 + U FORM LEG X 2 + LEG (SET OF 2) X 1

\$4,130

DIMENSIONS

W	D	H
71"	53"	15"



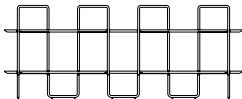
MSRP

BASIC MODULE 06 (3X4) shelf p180 x 4 + frame L4 x 3 + u form leg x 2 + leg (set of 2) x 1

\$5,255

DIMENSIONS

W	D	H
71"	69"	15"



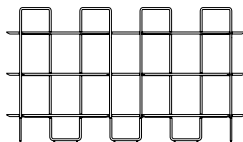
MSRP

BASIC MODULE 07 (4X2) SHELF P240 X 2 + FRAME L2 X 4 + U FORM LEG X 3 + LEG (SET OF 2) X 1

\$3,975

DIMENSIONS

W	D	H
94"	37"	15"



MSRP

BASIC MODULE 08 (4X3) SHELF P240 X 3 + FRAME L3 X 4 + U FORM LEG X 3 + LEG (SET OF 2) X 1

\$5,250

DIMENSIONS

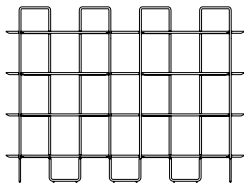
W	D	H
94"	53"	15"

C
O
K
C
0
0
2
0
4

SHELVES

KNIF SHELVING SYSTEM BASIC MODULES

PROSTORIA



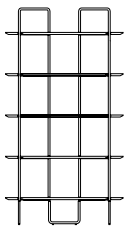
MSRP

BASIC MODULE 09 (4X4) SHELF P240 X 4 + FRAME L4 X 4 + U FORM LEG X 3 + LEG (SET OF 2) X 1

\$6,670

DIMENSIONS

W	D	H
94"	69"	15"




MSRP

BASIC MODULE 10 (2X5) SHELF P120 X 5 + FRAME L5 X 2 + U FORM LEG + LEG (SET OF 2) X 1

\$4,825

DIMENSIONS

W	D	H
47"	86"	15"



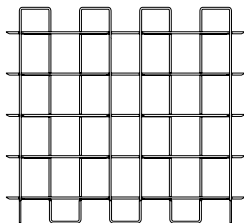
MSRP

BASIC MODULE 11 (3X5) SHELF P180 X 5 + FRAME L5 X 3+ U FORM LEG X 2 + LEG (SET OF 2) X 1

\$6,330

DIMENSIONS

W	D	H
71"	86"	15"



MSRP

BASIC MODULE 12 (4X5) SHELF P240 X 5 + FRAME L5 X 4 + U FORM LEG X 3 + LEG (SET OF 2) X 1

\$8,015

DIMENSIONS

W	D	H
94"	86"	15"

C
O
K
C
0
0
2
0
4

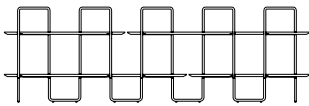
SHELVES

KNIF SHELVING SYSTEM

SUGGESTED COMPOSITIONS

PROSTORIA

1.



MSRP

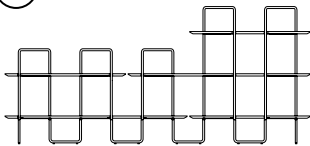
MODULES 01+04+U

\$5,545

DIMENSIONS

W	D	H
118.5"	36.7"	15.4"

2.



MSRP

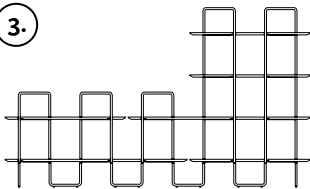
MODULES 02+04+U

\$6,345

DIMENSIONS

W	D	H
118.5"	53"	15.4"

3.



MSRP

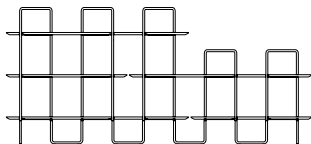
MODULES 03+04+U

\$7,220

DIMENSIONS

W	D	H
118.5"	69.4"	15.4"

4.



MSRP

MODULES 01+05+U

\$6,565

DIMENSIONS

W	D	H
118.5"	53"	15.4"

C
O
K
C
0
0
2
0
4

SHELVES

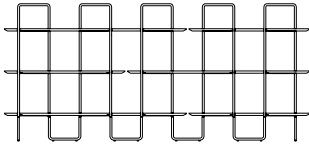
KNIF SHELVING SYSTEM

SUGGESTED COMPOSITIONS

PROSTORIA

C
O
K
C
0
0
2
0
4

5.



MSRP

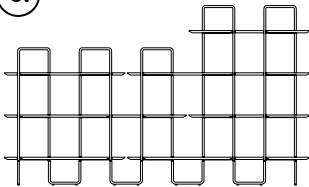
MODULES 02+05+U

\$7,365

DIMENSIONS

W	D	H
118.5"	53"	15.4"

6.



MSRP

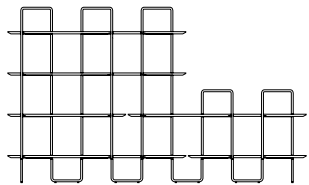
MODULES 03+05+U

\$8,235

DIMENSIONS

W	D	H
118.5"	69.4"	15.4"

7.



MSRP

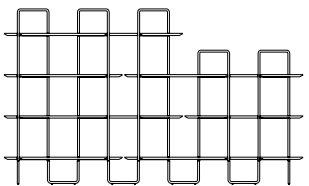
MODULES 01+06+U

\$7,690

DIMENSIONS

W	D	H
118.5"	69.4"	15.4"

8.



MSRP

MODULES 02+06+U

\$8,490

DIMENSIONS

W	D	H
118.5"	53"	15.4"

SHELVES

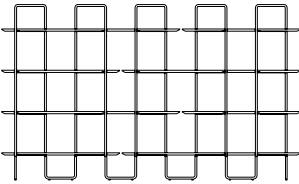
KNIF SHELVING SYSTEM

SUGGESTED COMPOSITIONS

PROSTORIA

C
O
K
C
0
0
2
0
4

9.



MSRP

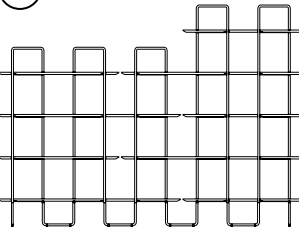
MODULES 03+06+U

\$9,365

DIMENSIONS

W	D	H
118.5"	53"	15.4"

10.



MSRP

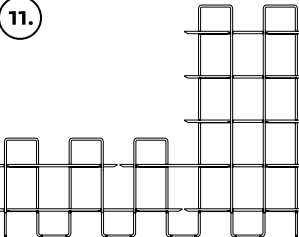
MODULES 06+10+U

\$10,200

DIMENSIONS

W	D	H
118.5"	85.7"	15.4"

11.



MSRP

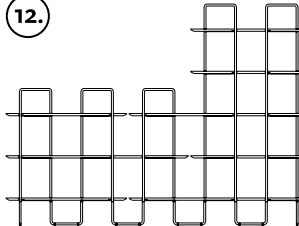
MODULES 04+10+U

\$8,055

DIMENSIONS

W	D	H
118.5"	85.7"	15.4"

12.



MSRP

MODULES 05+10+U

\$9,075

DIMENSIONS

W	D	H
118.5"	53"	15.4"

SHELVES

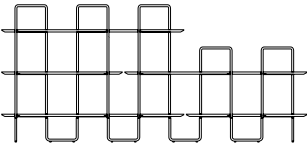
KNIF SHELVING SYSTEM

SUGGESTED COMPOSITIONS

PROSTORIA

C
O
K
C
0
0
2
0
4

13.



MSRP

MODULES 05+01+U

\$6,565

DIMENSIONS

W

D

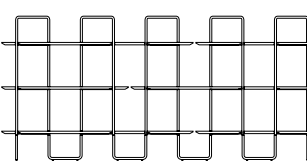
H

118.5"

53"

15.4"

14.



MSRP

MODULES 05+02+U

\$7,365

DIMENSIONS

W

D

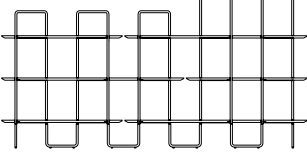
H

118.5"

53"

15.4"

15.



MSRP

MODULES 05+03+U

\$8,235

DIMENSIONS

W

D

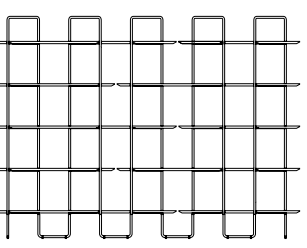
H

118.5"

69.4"

15.4"

16.



MSRP

MODULES 10+11+U

\$11,275

DIMENSIONS

W

D

H

118.5"

85.7"

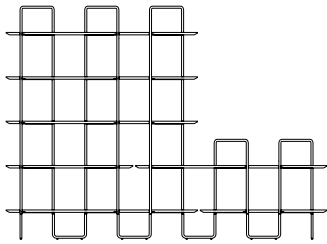
15.4"

SHELVES

KNIF SHELVING SYSTEM SUGGESTED COMPOSITIONS

PROSTORIA

17.



MSRP

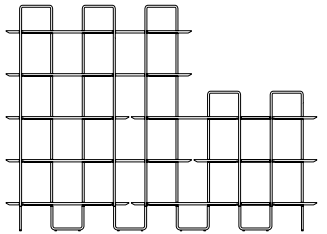
MODULES 01+11+U

\$8,765

DIMENSIONS

W	D	H
118.5"	85.7"	15.4"

18.



MSRP

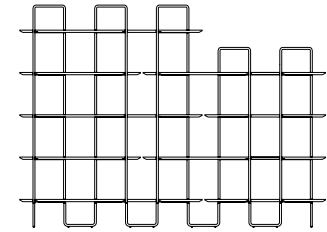
MODULES 02+11+U

\$8,755

DIMENSIONS

W	D	H
118.5"	85.7"	15.4"

19.



MSRP

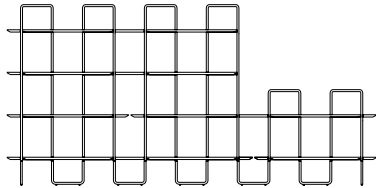
MODULES 03+11+U

\$10,440

DIMENSIONS

W	D	H
118.5"	85.7"	15.4"

20.



MSRP

MODULES 01+09+U

\$9,105

DIMENSIONS

W	D	H
142.4"	69.4"	15.4"

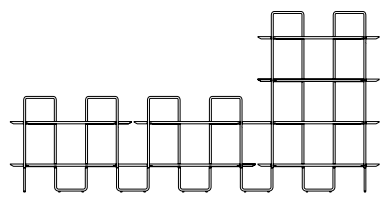
C
O
K
C
0
0
2
0
4

SHELVES

KNIF SHELVING SYSTEM SUGGESTED COMPOSITIONS

PROSTORIA

21.



MSRP

MODULES 03+07+U

\$8,085

DIMENSIONS

W

D

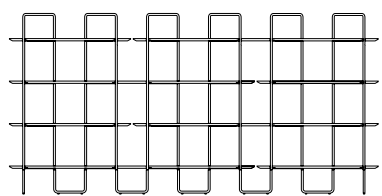
H

142.4"

69.4"

15.4"

22.



MSRP

MODULES 03+09+U

\$10,780

DIMENSIONS

W

D

H

142.4"

69.4"

15.4"

C
O
K
C
0
0
2
0
4

SHELVES

C
O
K
C
0
0
2
0
4

SHTEF SHELVING SYSTEM FRAMES

PROSTORIA

MSRP		
ALUMINUM + POWDER COATING FRAME		
\$1,000		
\$765		
\$920		
\$1,150		
\$825		
\$1,015		
\$1,165		
DIMENSIONS		
H	S	D
45"	45"	6.9"
23.2"	45"	6.9"
45"	23.6"	6.9"
45"	67"	6.9"
23.2"	67"	6.9"
29.5"	45"	6.9"
29.5"	67"	6.9"

*ONLY FRAMES 06 AND 07 ARE SUITABLE FOR USE AS A LIBRARY

SHTEF SHELVING SYSTEM SHELVES

PROSTORIA

MSRP				
	01	02	03	04
SHELF A	\$355	\$435	\$435	\$370
SHELF B	\$225	\$270	\$270	\$235
SHELF C	\$305	\$365	\$365	\$315
DIMENSIONS				
	W	D		
01	7"	7"		
02	10.8"	10.8"		
03	14.4"	7"		
04	10.8"	7"		

SHELF A
W= 43.5" FOR FRAMES 01, 03, 04

SHELF B
W= 21.9 CM FOR FRAMES 02, 05

SHELF C
W= 28 CM FOR FRAMES 06, 07

SHTEF SHELVING SYSTEM

TOP SHELVES

PROSTORIA

SINGLE

D=7.7"



D=11.2"

A DEEP



B DEEP



C DEEP



DOUBLE

D=15.4"



D=22.6"



MSRP

SINGLE

TOP SHELF A	\$125	\$180
TOP SHELF B	\$90	\$125
TOP SHELF C	\$115	\$160
TOP SHELF A DEEP	\$200	\$295
TOP SHELF B DEEP	\$145	\$200
TOP SHELF C DEEP	\$160	\$230

TOP SHELF A 45" FOR FRAMES 01, 03, 04

TOP SHELF B 23.2" FOR FRAMES 02, 05

TOP SHELF C 29.5" FOR FRAMES 06, 07

TOP SHELF A DEEP 45" FOR FRAMES 01, 03, 04


TOP SHELF B DEEP 23.2" FOR FRAMES 02, 05

TOP SHELF C DEEP 45" FOR FRAMES 06, 07

SHTEF SHELVING SYSTEM

SHELVES SUPPORT

PROSTORIA



MSRP

A	\$145
B	\$130
C	\$135

DIMENSIONS

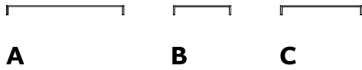
W

A	43.7"
B	21.7"
C	28"

SHTEF SHELVING SYSTEM

LEGS

PROSTORIA



MSRP

A	\$250
B	\$240
C	\$240

DIMENSIONS

W

H

A	44.9"	4.5"
B	23.2"	4.5"
C	28"	4.5"

SHTEF SHELVING SYSTEM

PROSTORIA

C
O
K
C
0
0
2
0
4

NOTE - FRAMES CAN BE COMBINED ONLY BY CONNECTING TWO SAME LENGHT SIDES:

FRAMES 04 & 05 CAN ONLY BE CONNECTED SIDE TO SIDE OR BACK TO BACK TO ANOTHER 04 & 05;
PUTTING ANOTHER FRAME ON TOP OF THEM IS NOT RECOMMENDED

CONNECTING BACK TO BACK IS ONLY POSSIBLE WITH THE SAME MODULES

OTHER COMBINATIONS ARE NOT POSSIBLE:

SHTEF SHELVING SYSTEM COMPOSITION 01

PROSTORIA

MSRP		
\$3,285		
DIMENSIONS		
W	D	H
45"	45"	7.7"

SHTEF SHELVING SYSTEM COMPOSITION 02

PROSTORIA

MSRP		
\$2,970		
DIMENSIONS		
W	D	H
45"	45"	11.4"

SHTEF SHELVING SYSTEM COMPOSITION 03

PROSTORIA

MSRP		
\$2,970		
DIMENSIONS		
W	D	H
45"	45"	15"

SHTEF SHELVING SYSTEM COMPOSITION 04

PROSTORIA

MSRP		
\$2,565		
DIMENSIONS		
W	D	H
23.2"	49.6"	7.7"

C
O
K
C
0
0
2
0
4

SHTEF SHELVING SYSTEM COMPOSITION 05

PROSTORIA

MSRP		
\$2,360		
DIMENSIONS		
W	D	H
23.2"	49.6"	11.4"

SHTEF SHELVING SYSTEM COMPOSITION 06

PROSTORIA

MSRP		
\$2,975		
DIMENSIONS		
W	D	H
29.5"	49.6"	15"

SHTEF SHELVING SYSTEM COMPOSITION 07

PROSTORIA

MSRP		
\$2,225		
DIMENSIONS		
W	D	H
45"	23.6"	15"

SHTEF SHELVING SYSTEM COMPOSITION 08

PROSTORIA

MSRP		
\$1,870		
DIMENSIONS		
W	D	H
45"	23.6"	15"

C
O
K
C
0
0
2
0
4

SHTEF SHELVING SYSTEM COMPOSITION 09

PROSTORIA

MSRP		
\$1,810		
DIMENSIONS		
W	D	H
45"	23.6"	7.7"

SHTEF SHELVING SYSTEM COMPOSITION 10

PROSTORIA

MSRP		
\$4,120		
DIMENSIONS		
W	D	H
45"	67"	15"

SHTEF SHELVING SYSTEM COMPOSITION 11

PROSTORIA

MSRP		
\$3,080		
DIMENSIONS		
W	D	H
23.2"	71.5"	15"

SHTEF SHELVING SYSTEM COMPOSITION 12

PROSTORIA

MSRP		
\$4,500		
DIMENSIONS		
W	D	H
90"	28.1"	15"

C
O
K
C
0
0
2
0
4

SHTEF SHELVING SYSTEM COMPOSITION 13

PROSTORIA

MSRP		
\$4,500		
DIMENSIONS		
W	D	H
23.2"	94.7"	15"

SHTEF SHELVING SYSTEM COMPOSITION 14

PROSTORIA

MSRP		
\$11,080		
DIMENSIONS		
W	D	H
90"	94.7"	15"

SHTEF SHELVING SYSTEM COMPOSITION 15

PROSTORIA

MSRP		
\$15,780		
DIMENSIONS		
W	D	H
90"	71.5"	30"

SHTEF SHELVING SYSTEM COMPOSITION 16

PROSTORIA

MSRP		
\$22,935		
DIMENSIONS		
W	D	H
90"	94.7"	30"

- NOTE
- ALL COMPOSITIONS ARE WALL MOUNTED, EVEN THE ONES WITH LEGS, EXCEPT FREESTANDING COMPOSITIONS (15, 16)
 - FRAME 02 AND 05 CANNOT BE MOUNTED ON THE WALL ON THEIR OWN; THEY MUST BE ON THEIR FEET OR PART OF A LARGER COMPOSITION
 - ALL FREESTANDING COMPOSITIONS (E.G. 15, 16) HAVE LEGS B
 - ON ALL FREESTANDING COMPOSITIONS (E.G. 15, 16) FIRST OR LOWEST SHELF MUST BE AT LEAST 27.5 CM DEEP; DO NOT USE SHELVES 01 FOR THAT POSITION
 - SHTEF IS AVAILABLE ONLY IN BLACK, 7047, 000 70 00

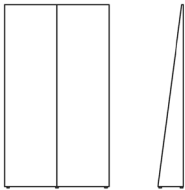
DIVIDERS / ACOUSTIC PANELS

C
O
K
C
0
0
2
0
4

SEPRE

DIVIDER LOW

PROSTORIA

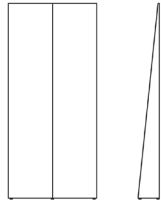


MSRP									
100	200	300	400	500	600	700	60	80	
\$2,735	\$3,025	\$3,310	\$3,610	\$3,925	\$4,235	\$4,550	-	-	
DIMENSIONS									
W			D			H			
32.3"			7.8"			56"			

SEPRE

DIVIDER HIGH

PROSTORIA

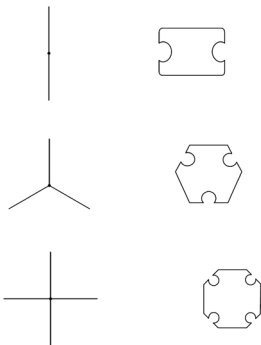


MSRP									
100	200	300	400	500	600	700	60	80	
\$2,950	\$3,300	\$3,660	\$4,045	\$4,440	\$4,835	\$5,230	-	-	
DIMENSIONS									
W			D			H			
32.3"			7.8"			71.6"			

SEPRE

CONNECTING PROFILE

PROSTORIA



MSRP			
	OAK	LACQUER COLOR MATTE	WALNUT
1 LOW	\$445	\$370	\$490
1 HIGH	\$490	\$410	\$565
2 LOW	\$770	\$625	\$890
2 HIGH	\$865	\$685	\$995
3 LOW	\$910	\$710	\$1,055
3 HIGH	\$1,030	\$780	\$1,225
DIMENSIONS			
W	D		H
1.6"	0.8"		56"
1.6"	0.8"		71.6"
1.8"	1.8"		56"
1.8"	1.8"		71.6"
2.4"	2.4"		56"
2.4"	2.4"		71.6"

DIVIDERS / ACOUSTIC PANELS

SEPRE

END PROFILE

PROSTORIA



MSRP			
	OAK	LACQUER COLOR MATTE	WALNUT
LOW	\$395	\$350	\$430
HIGH	\$420	\$360	\$470

DIMENSIONS		
W	D	H
0.8"	0.8"	56"
0.8"	0.8"	71.6"

SEPRE

HOOK

PROSTORIA



MSRP	
SINGLE-SIDED	70 DOUBLE-SIDED
\$120	\$170

DIMENSIONS		
W	D	H
2.8"	2"	2.8"
2.8"	2"	4.3"

SEPRE

CONFIGURATION 1

- 2 x PANELS + PROFILE 1 + 2 x END PROFILE

PROSTORIA

MSRP							
	100	200	300	400	500	600	700
LOW	-	\$6,730	\$7,285	\$7,850	\$8,470	\$9,710	\$10,330
HIGH	-	\$7,945	\$8,650	\$9,445	\$10,225	\$11,015	\$11,795

DIMENSIONS		
W	D	H
65.8"	7.8"	56" / 71.6"

SEPRE

CONFIGURATION 2

- 3 x PANELS + PROFILE 1 + 2 x END PROFILE

PROSTORIA



MSRP							
	100	200	300	400	500	600	700
LOW	-	\$10,750	\$11,590	\$12,515	\$13,450	\$14,375	\$15,310
HIGH	-	\$11,750	\$12,805	\$13,980	\$15,170	\$16,345	\$17,530

DIMENSIONS		
W	D	H
98.7"	7.8"	56" / 71.6"

C
O
K
C
0
0
2
0
4

DIVIDERS / ACOUSTIC PANELS

SEPRE CONFIGURATION 3 - 4 x PANELS + 3 PROFILE 1 + 2 x END PROFILE

PROSTORIA

MSRP							
	100	200	300	400	500	600	700
LOW	-	\$14,220	\$15,335	\$16,570	\$17,820	\$19,055	\$20,305
HIGH	-	\$15,540	\$16,955	\$18,530	\$20,100	\$21,685	\$23,255
DIMENSIONS							
	W	D			H		
	131.5"	7.8"			56" / 71.6"		

SEPRE CONFIGURATION 4 - 4 x PANELS + 3 PROFILE 1 + 2 x END PROFILE

PROSTORIA

MSRP							
	100	200	300	400	500	600	700
LOW	-	\$14,220	\$15,335	\$16,570	\$17,820	\$19,055	\$20,305
HIGH	-	\$15,540	\$16,955	\$18,530	\$20,100	\$21,685	\$23,255
DIMENSIONS							
	W	D			H		
	131.7"	15"			56" / 71.6"		

SEPRE CONFIGURATION 5 - 3 x PANELS + 2 x PROFILE 1 + 2 x END PROFILE

PROSTORIA



MSRP							
	100	200	300	400	500	600	700
LOW	-	\$10,750	\$11,590	\$12,515	\$13,450	\$14,375	\$15,310
HIGH	-	\$11,750	\$12,805	\$13,980	\$15,170	\$16,345	\$17,530
DIMENSIONS							
	W	D			H		
	98.7"	15"			56" / 71.6"		

SEPRE CONFIGURATION 6 - 5 x PANELS + 4 PROFILE 1 + 2 x END PROFILE

PROSTORIA

MSRP							
	100	200	300	400	500	600	700
LOW	-	\$17,690	\$19,080	\$20,630	\$22,190	\$23,735	\$25,295
HIGH	-	\$19,330	\$21,110	\$23,075	\$25,045	\$27,010	\$28,980
DIMENSIONS							
	W	D			H		
	164.5"	15"			56" / 71.6"		

DIVIDERS / ACOUSTIC PANELS

C
O
K
C
0
0
2
0
4

SEPARE CONFIGURATION 7 - 7 x PANELS + 6 PROFILE 1 + 2 x END PROFILE

PROSTORIA

MSRP						
	100	200	300	400	500	600 700
LOW	-	\$24,610	\$26,570	\$28,740	\$30,925	\$33,095 \$35,270
HIGH	-	\$26,930	\$29,410	\$32,160	\$34,920	\$37,670 \$40,430
DIMENSIONS						
	W	D			H	
	230.3"	15"			56" / 71.6"	

SEPARE CONFIGURATION 8 - 7 x PANELS + 6 PROFILE 1 + 2 x END PROFILE

PROSTORIA

MSRP						
	100	200	300	400	500	600 700
LOW	-	\$24,610	\$26,570	\$28,740	\$30,925	\$33,095 \$35,270
HIGH	-	\$26,930	\$29,410	\$32,160	\$34,920	\$37,670 \$40,430
DIMENSIONS						
	dia					H
	32.3"					56" / 71.6"

SEPARE CONFIGURATION 9 - 7 x PANELS + 6 x PROFILE 1 + 2 x END PROFILE

PROSTORIA

MSRP						
	100	200	300	400	500	600 700
LOW	-	\$24,610	\$26,570	\$28,740	\$30,925	\$33,095 \$35,270
HIGH	-	\$26,930	\$29,410	\$32,160	\$34,920	\$37,670 \$40,430
DIMENSIONS						
	W	D			H	
	112.6"	72.4"			56" / 71.6"	

SEPARE CONFIGURATION 10 - 4 x PANELS + 3 PROFILE 1 + 2 x END PROFILE

PROSTORIA

MSRP						
	100	200	300	400	500	600 700
LOW	-	\$14,220	\$15,335	\$16,570	\$17,820	\$19,055 \$20,305
HIGH	-	\$15,540	\$16,955	\$18,530	\$20,100	\$21,685 \$23,255
DIMENSIONS						
	W	D			H	
	74"	73.4"			56" / 71.6"	

DIVIDERS/ ACOUNSTIC PANELS

SEPARE

CONFIGURATION 11

- 8 x PANELS + PROFILE 3 + 4 x PROFILE 1 + 4 x END PROFILE

PROSTORIA

MSRP							
	100	200	300	400	500	600	700
LOW	-	\$28,465	\$30,695	\$33,180	\$35,665	\$38,150	\$40,630
HIGH	-	\$31,130	\$33,960	\$37,105	\$40,250	\$43,390	\$46,550
DIMENSIONS							
	W		D			H	
	132.4"		132.4"			56" / 71.6"	

SEPARE

CONFIGURATION 12

- 6 x PANELS + PROFILE 2 + 3 x PROFILE 1 + 3 x END PROFILE

PROSTORIA

MSRP							
	100	200	300	400	500	600	700
LOW	-	\$21,430	\$23,110	\$24,970	\$26,845	\$28,705	\$30,565
HIGH	-	\$24,435	\$25,560	\$27,910	\$30,375	\$32,640	\$34,990
DIMENSIONS							
	□ dia			H			
	129"			56" / 71.6"			

C
O
K
C
0
0
2
0
4

Nuans' liability hereunder shall not exceed the amount paid for the original piece of furniture. Nuans will replace or repair the piece of furniture at Nuans' availability. Warranty coverage is provided in the United States of America only.

Our obligation during this warranty period is limited to repair or replacement at our option. We offer no warranty on chair upholstery materials, operating components, other than those expressed by the manufacturer of those components.

This warranty becomes null and void on any goods repaired or altered by any person not so authorized by Nuans or its manufacturers or any merchandise which has been subject to misuse, improper storage, including placing chairs sitting down on tables, negligence, or accident.

We make no other warranties either expressed or implied as to any matter whatsoever, including without limitation, the condition of the merchandise, its merchantability, or its fitness for any user or purpose.

Warranty Support

For damage and parts support email: sales@nuansdesign.com All claims will be processed by the Customer Service Department. All returns must be authorized in writing. Merchandise authorized for return and subsequent repair or replacement merchandise shall be removed from service, all shipping and installation charges shall be at the expense of the customer. Since furniture is installed and used under a variety of conditions, users are required to make inspections every six months to look for damage or signs of structural fatigue incurred in daily handling, use, or abuse. Inspections must include but are not limited to, the tightening of bolts and fasteners, and the lubrication of mechanisms. Failure to properly maintain Nuans products will void this warranty.

Return Policy

Please inspect your purchase immediately upon delivery. If there is a problem with your order, contact our Customer Service team at {201} 345-5550 within three {3}{7} days of receipt. You may also contact us at sales@nuansdesign.com If you receive a damaged, defective or incorrect item, we will work with you to make things right.

If you wish to return an item, your refund will be reduced by a restocking charge equal to 30% of the purchase price and you will be responsible for outbound and return shipping and delivery charges. Returns must be received in original condition within 30 days.

Credit card orders will receive refunds in the form of a credit back to the original account. Check and cash payments will be returned via a refund check.

Please be aware that furniture is susceptible to damage during transit. We take great care to pack shipments so that they will arrive safely, so be sure to retain the original packing materials, original receipt, and all merchandise tags for any item that you wish to return to us. You may have to provide supplementary packing materials if the outer carton has been worn during the original trip out to you. Standard Shipping and White Glove Delivery Service charges are not refundable. We do not accept any returns or exchanges on custom or special order furniture.

Cancellation Policy

In-stock items normally ship within 24-48 hours after an order has been placed. If you order by credit card, your card will be charged as each item is shipped. We will accept cancellation of your order for items that have not shipped or that are on backorder. Once an item has shipped, cancellation is not possible. Custom and special-order items cannot be canceled. Orders may not be terminated without Nuans' consent. Cancellation will not be accepted after fabric has been cut or after materials have been placed on order.

C
O
K
C
O
O
2
O
4

Terms & Conditions

Dimensions

Dimensions noted are approximate and may deviate slightly.

Care and Maintenance

To maintain the appearance of fabric upholstery, regular vacuuming is required. For the treatment of stains, consulting a professional cleaning service is suggested.

For optimal leather upholstery maintenance, dust regularly and wipe clean with a cloth dampened with mild liquid soap and water. For the treatment of stains, consulting a professional cleaning service is suggested.

Claims

All claims should be emailed to sales@nuansdesign.com. Nuans take the utmost care in packaging and shipping. Nuans is not responsible for damage suffered in transit or during storage. The customer must examine merchandise upon receipt and note any obvious damage on the carrier's delivery receipt. Nuans liability ends when the carrier issues a clear receipt to Nuans, which is an acknowledgment by the transportation company that the shipment has been received by them in good condition. Do not give the carrier a clear receipt for cartons appearing to be damaged. If the customer finds the contents are damaged upon opening, unpacking should be stopped immediately and an inspector of the transportation company called to examine the shipment and indicate on the delivery receipt the exact condition of the contents. Any concealed damage must be reported to Nuans in writing, within 24 hours of receipt. All packaging materials are required to be kept for inspection. Failure to make such claims shall constitute full acceptance of the merchandise.

Warranty

Nuans Design { Nuans } warrants all lines of merchandise represented and distributed by Nuans is manufactured in accordance with high industrial and design standards and is warranted to be free from defects of material and workmanship for a period of {3} three years. Warranty coverage begins on the date the unit is originally sold by Nuans.

This warranty covers goods under normal use and is in service under conditions for which the merchandise is designed.

Warranty Limitations

Nuans limited warranty does not cover defects, damages, or failures caused by the common carrier, user, or other persons, pets, or rodents, or resulting from, without limitation, any of the following: careless handling; modifications of any type, for any reason; incorrect use or any use in a manner inconsistent with the design of the furniture {i.e. standing on a chair, which should only be used for seating}; lack of routine proper maintenance; use of abrasive or improper cleaners; or acts of nature, such as lightning, floods, earthquakes, etc. In addition, Nuans will not be responsible for incidental or consequential damages or losses from any cause including its own negligence, including without limitation loss of time, inconvenience, or commercial loss. This limited warranty does not include labor, transportation, or other costs incurred in the shipment of the original unit, or loss of use damage, including loss of sales, profit, or business advantage of any kind under any circumstances. Furniture is excluded from warranty coverage if any addition, deletion, or modification of any kind whatsoever has been made to the unit.

PINNACLE DESIGN GROUP

Item: **Furniture for City Facilities:Furniture for City Facilities:Furniture for City Facilities:Furniture for City Facilities:Furniture for City Facilities:Furniture for City Facilities:Furniture for City Facilities:Other Brands**

Attachments

mts_pricelist_apr23_v1.pdf

C
O
K
C
0
0
2
0
4



TABLES & FOLDING PRODUCTS
2023

Parquet & Convention Seating

Restaurant Seating

Guest Room & Public Space Seating

Tables & Folding Products

2023

WORKBOOK AND PRICELIST

EFFECTIVE MARCH 1, 2023



Restaurants (Independent)

Bongo's Restaurant	Pittsburgh, PA
Flatspin Restaurant	Philadelphia, PA
LaScola	Toledo, OH
Lombardos	Randolph, MA
Mickey Mantle's	New York, NY
Northeast Turf Club	Philadelphia, PA
Pine Lodge Steakhouse	McHenry, MD
Quarter West	Albuquerque, NM
Shogun Steak & Seafood	Warwick, RI
Signature Room @ the 95th	Chicago, IL
Tsunami Restaurant	Huntington Beach, CA
The Waterfront	Tempe, AZ
The White Elephant	Nantucket, MA

Restaurant Chains Nationwide

Applebee's	Fresh City
Arby's	Friendly's
Baja Fresh	Hardee's
Baskin Robbins	KFC
Blimpies	Long John Silver's
Bojangles	Mama Fu's
Burger King	Pizza Hut
California Pizza Kitchen	PT's Pubs
Carvel's	Ra Sushi
Carl's Jr.	Red Robin
Cheddars	Ruby Tuesday's
Chili's	Shoney's
Chuck E. Cheese's	Spicy Pickle
Denny's	Taco Bell
Domino's Pizza	White Castle
Dunkin Donuts	Wendy's

Convention Centers

Boise Centre	Boise, ID
Boston Convention & Exhibition Center	Boston, MA
Cobo Conference & Exhibit Center	Detroit, MI
Ernest N. Morial Convention Center	New Orleans, LA
Georgia International Convention Center	Atlanta, GA
Georgia World Congress Center	Atlanta, GA
Hampton Roads Convention Center	Hampton Roads, VA
Henry B. Gonzalez Convention Center	San Antonio, TX
London Convention Centre	London, Ontario, Canada
MGM Grand Conference Center	Las Vegas, NV
Mandalay Bay Convention Center	Las Vegas, NV
Minneapolis Convention Center	Minneapolis, MN
Music City Center	Nashville, TN
Omaha Convention Center	Omaha, NE
Palm Beach Convention Center	Palm Beach, FL
Raleigh Convention Center	Raleigh, NC
Richmond Convention Center	Richmond, VA
Scotia Bank Convention Centre	Niagara Fall, Ontario, CA
St. Charles Convention Center	St. Charles, MO
Shaw Conference Center	Edmonton, Alberta, Canada
Tampa Convention Center	Tampa, FL
Virginia Beach Convention Center	Virginia Beach, VA
Washington Convention Center	Seattle, WA

Colleges/Universities

Appalachian State University	San Diego State University
Brandeis University	Temple University
Bowling Green State University	UCLA
Central Michigan University	University of Alabama
Clemson University	University of Albany
Colorado State University	University of Arizona
Columbia University	University of CA-Santa Cruz
Cornell University	University of California
DePaul University	University of Maryland
Florida State University	University of Massachusetts
Georgetown University	University of Michigan
James Madison University	University of Northern Kentucky
John Carroll University	University of Notre Dame
Johnson & Wales University	University of Portland
Kentucky State University	University of Tennessee
Morehead State University	University of Toledo
Northern Illinois University	University of Utah
Northern Michigan University	University of Virginia
Ohio State University	College of William & Mary
Oklahoma State University	Xavier University

Foodcourts

Ala Moana	Honolulu, HI
Mall of America	Bloomington, MN
Prescott Gateway Mall	Prescott, AZ
Queens Center Mall	Queens, NY

Lodging-Hotel Approved or Preferred Supplier To:

Best Western	InterContinental Hotels
Choice Hotels	Marriott International
Delta Hotels	Omni Hotels
Hyatt Hotels & Resorts	Wyndham Resorts Worldwide

Doubletree
Embassy Suites
Fairmont Hotels
Hampton Inn
Harrah's Hotels & Resorts
Hilton Hotels
Holiday Inn
Host Hotels & Resorts

Hotels & Resorts

Casa Piedra	Santiago, Chile
Couer D' Alene Resort	Couer D' Alene, ID
Crowne Plaza Tysons Corners	McClellan, VA
Fairmont Kea Lani Resort	Maui, HI
Gaylord National Resort	National Harbor, MD
Grand Floridian at Walt Disney World	Orlando, FL
Hilton Anatole	Dallas, TX
Hilton Columbus	Columbus, OH
Lago Mar Resort	Ft. Lauderdale, FL
Marriott Marquis	New York, NY
Palace Hotel	San Francisco, CA
Pfister Hotel	Milwaukee, WI
Renaissance Resort & World Golf Village	St. Augustine, FL
Vail Plaza Hotel & Club	Vail, CO
West Baden Springs Resort Hotel	French Lick, IN

Stadiums/Public Areas

5/3 Field	Toledo, OH
AMF Bowling Centers	Various Cities
Churchill Downs	Louisville, KY
DFW Airport [Dallas-Ft. Worth]	Dallas, TX
George Bush International Airport	Houston, TX
Hartsfield-Jackson Atlanta Int'l Airport	Atlanta, GA
Kennedy Space Center	Orlando, FL
Library Of Congress	Washington, DC
Lowe's Motor Speedway	Concord, NC
Progressive Field	Cleveland, OH
The Delta Center	Salt Lake City, UT
U.S. Olympic Training Center	Chula Vista, CA

Gaming/Casinos

Caesar's Palace	Las Vegas, NV
Casino Aztar	Evansville, IN
Casino Magic Bay St. Louis	Bay St. Louis, MS
Casino Morongo	Cabazon, CA
Circus Circus	Las Vegas, NV
Desert Diamond Casino	Sahuarita, AZ
Harrah's	Las Vegas, NV
Harrah's Grand Casino Hinckley	Minneapolis, MN
Hollywood Casino	Columbus, OH
Mandalay Bay	Las Vegas, NV
MGM Grand at Foxwoods	Ledyard, CT
MGM Grand Las Vegas	Las Vegas, NV
Motor City Casino	Detroit, MI
Northern Quest Casino	Spokane, WA
Paragon Casino Resort	Marksville, LA
Rio Hotel & Casino	Las Vegas, NV
Suncoast Hotel & Casino	Las Vegas, NV
The Orleans	Las Vegas, NV
The South Coast Hotel & Casino	Las Vegas, NV
The Venetian	Las Vegas, NV
Tropicana Casino	Las Vegas, NV
Trump Marina Casino	Atlantic City, NJ
Trump Taj Mahal/Trump Marina	Egg Harbour, NJ
Wynn Hotel & Casino	Atlantic City, NJ
	Las Vegas, NV

Clubs

Asheville Country Club	Asheville, NC
Bakersfield Country Club	Bakersfield, CA
Beachmont Country Club	Cleveland, OH
Blue Hills Country Club	Canton, MA
Capitol Hill Club	Washington, D.C.
Country Club at Valley View	Las Vegas, NV
Denver Athletic Club	Denver, CO
Gleneagle Golf Club	Hudsonville, MI
Hawthorne Valley Country Club	Solon, OH
Hazeltine National Country Club	Minneapolis, MN
Los Coyotes Country Club	Los Angeles, CA
Meadowbrook Country Club	Ballwin, MO
Melbourne Country Club	Melbourne, FL
Metropolitan Club	Chicago, IL
Mt. Vernon Country Club	Golden, CO
Palmetto Club	Columbia, SC
Pelham Country Club	Pelham Manor, NY
Rivercrest Country Club	Elverson, PA
Rockland Country Club	Sparkill, NY
The Clubs at Stonebridge Ranch	McKinney, TX
The Olympic Club	San Francisco, CA
Willow Valley Country Club	Lancaster, PA



General Information

Installations.....	2
Representation Map	7
Factory Representatives.....	8-11
Order/Warranty Information	12-14
Foam/Flammability	15
COM Procedures.....	15
Finishes (Metal/Wood).....	16-17
Upholstery Grading Chart.....	18
Nanotex®	19
ProBax®	31
Custom Back Designs	119
(900) Rack Option	135

Banquet Stackable/Nesting Seating

Storage and Handling	20-23
Alison.....	67
Alpha/Omega/SigmaStacker® Specs.....	32-33
Alpha®/Omega Features & Options	24-29
Alpha® Stack Chairs	34
Bolero® (Nesting)	66
Catalyst.....	45-46
COMFORTcurve™ élan.....	57-58
Como® Features.....	47
Como® Series	48-49
élan Banquet Stackers/Nesters	54-56
High Density Stacker and Features.....	40-41
Inicio	62-65
Impilato	38
Kay Lang	42-43
Kilo Nesting	76
Luxe Upscale Nesting Chair	75
Mendola.....	60
Modern Fully Upholstered	94-95
Nestor.....	39
Omega I and II.....	35-36
Piper Chair.....	44
Salon Nesting Chairs.....	68-74
Salvo.....	50-52
SigmaStacker® Features	30
SigmaStacker®.....	37
Vario Allday® Stackers	61
Vio™	59
Zevo.....	53

Restaurant/Dining/Lounge

Americana Series	120-123
Americana Woods	124-128
Americana Backless Barstools.....	136
Backless Upholstered Barstools.....	287
Bolero Dining	82
Café Flex™	109-110
Café Twist™	105-108
Celia	79-81
Chairaz®.....	102
Contemporary Industrial Series	112-115
Dine In Style Backless Barstools.....	137
DinePlus20™	132
Dine Focus	133-134
Elise.....	261-262
Emma.....	234-260
Inessa.....	180-228
Kilo.....	76-78
Legacy Collection	138-140
Lehto.....	263-278
Lineation.....	118
Luxe Upscale Nesting Chair	75
Micah® Series	83-84
Moderne Series	85-95
Nestor.....	41
Poize.....	96-99
Rustic Industrial Series.....	116-117
Schoolhouse Series.....	129-131
Square Chair® Series.....	101
Strom	100
Toledo™ Chair	103-104
800 Series	111

Guest Room & Public Space Seating

Backless Upholstered Barstools.....	287
Billow Contoured	146-147

Billow Square.....	144-145
Cascade	283-286
Corinth:	148
Elise.....	261-262
Ellie.....	150-161
Emma.....	234-260
Inessa.....	180-228
Kay Lang Smile Chair.....	141-142
Laze.....	149
Legacy Collection	138-140
Lehto.....	263-278
Moderne	279-282
Ottomans.....	229-233
Paragami.....	162-179
Punctuate	143

Table Tops

General Information.....	289-290
200 Series	291-294
300 Series	299-305
Butcher Block	306-307
Folding Tables	344-347
Fold-A-Leaf®	309
Flip-Top Table Base Mechanism.....	310
Plank Tables	308
SierraSolid®	295-298
Surelock®	308

Table Bases

Laborsaver Features	311
Table Shox Glides.....	310
CI Cross.....	312
CI Round Series	314
Tri-Leg Series	315
1400 Series	316
1500 Series	317
1600 Series	318
3000 Series	319
3300 Sundance Series	320
3400 Hobnail	321
3500 Checkerboard Series.....	322
4300 Reeded Series.....	323
8700 Series	324
8800 Series	325
8900 Series	326
T Series Welded Bases	327

Occasional Tables

Bobber Table	339
Discus Table	340
Rectangular-Perimeter Base Table.....	328
Round-Perimeter Base Tables.....	329
Round End Table-Perimeter Base Tables	330
Square End Table-Perimeter Base Table.....	331
Racetrack Console-Perimeter Base Tables	332
Rectangular-Cross Brace Tables	333
Round-Cross Brace Tables.....	334
Square-Cross Brace Tables.....	335
Racetrack Console-Cross Brace Tables	336
Rectangular "C"-Cantilever Tables	337
Racetrack "C"-Cantilever Tables	338

Stages

Transfold™ Stages.....	349
Mobile Stages.....	354

Communal Tables

Windowpane Table	357
Parsons Table.....	358
Trestle Table	359
Vector Laminated T Base Table.....	360
Vector Steel T Base Tables	361
Waterfall Table	362

Listing by Model

Number

008.....	23
009, 009FB.....	23
013 Series	20
015 Series	22
017 Series	21
020.....	22
04/1.....	59
04/2.....	59
07/1, 07/1A, 07/1TA.....	60
09/1.....	62
09/1H.....	62
09/3.....	63
09/3H.....	63
09/5.....	64
09/5H.....	64
09/6.....	65
09/6H.....	65
6-CV-SP.....	91
6-30-CV-SP.....	91
6-TR-SP.....	91
6-30-TR-SP.....	91
6-30-BT.....	88
6-30-SQ.....	88
6-30-CV.....	89
6-30-TR.....	90
6-30-SQ-SP.....	92
6-30-SQ-SP.....	92
6-30-SQ-SBP.....	92
6-30-SQ-U.....	92
6-30-UPHM.....	95
6-30-UPHM-CHI.....	95
6-SQ-SP.....	92
6-SQ-SBP.....	92
6-SQ-U.....	92
10-30-BT.....	85
10-30-CV.....	86
10-30-SQ.....	85
10-30-TR.....	86
10-30-UPHM.....	94
10-30-UPHMCCHI.....	94
10-CV-SP.....	87
10-30-CV-SP.....	87
10-SQ-SP.....	93
10-30-SQ-SP.....	93
10-SQ-SBP.....	93
10-30-SQ-SBP.....	93
10-SQ-U.....	93
10-30-SQ-U.....	93
10-TR-SP.....	87
10-30-TR-SP.....	87
10-UPH.....	94
10-UPH-CHI.....	94
10/1.....	83
10/1-30.....	83
10/1-30BB.....	84
10/2.....	83
10/2-30.....	83
10/2-30BB.....	84
10/3.....	83
10/3-30.....	83
10/4.....	83
10/4-30.....	83
11/1.....	101
11/1-30.....	101
11/2.....	101
11/2-30.....	101
12/1.....	102
12/1-30.....	102
12-SIX-M.....	38

12-SIX-U.....	38
12-Six-UT.....	38
12-SIX-W.....	38
12-SIX-WHH.....	38
21/1.....	61
22/1.....	61
21/2.....	61
22/2.....	61
21/4.....	61
22/4.....	61
21/5.....	61
22/5.....	61
21/6.....	61
22/6.....	61
21/7.....	61
22/7.....	61
21/10.....	61
22/10.....	61
28/22.....	53
28/22W.....	53
64/1.....	76
64/1A.....	76
64/1-30.....	76
64/1-30BB.....	77
64/4.....	76
65/1.....	77
65/1A.....	77
65/2.....	78
65/4.....	77
65/5.....	78
65/6.....	78
75/1.....	79
75/2.....	79
75/3.....	79
75/4.....	79
75/4WP.....	80
75/4-30.....	80
75/4-30WP.....	80
75/4L-30.....	80
75/4L-30WP.....	81
75/5.....	81
75/6.....	81
75/6-30.....	81
80/1.....	66
80/1 Mesh.....	66
80/2.....	66
80/3.....	66
80/4.....	66
80/5.....	66
80/6.....	66
81/1.....	82
95/1.....	68
95/1A.....	68
95/2.....	69
95/2A.....	69
95/4.....	70
95/4A.....	70
95/4HG.....	71
95/4AHG.....	71
95/4HCUB.....	72
95/4AHGUB.....	72
95/8.....	73
95/8A.....	73
96/5.....	74
96/5A.....	74
98/1.....	67
98/1HH.....	67
98/1HHH.....	67
100.....	96
100-30.....	96
100-UBP.....	96



100-30-UBP.....	96	316-30-XTM.....	260	901-30/944.....	120	1423-4LS.....	316	6582-HD.....	40
101.....	97	316-30-Y.....	247	901-30/945.....	121	1426-2LS.....	316	6582-HD-UL.....	40
101-30.....	97	316-30-YFW.....	250	901-30/948.....	122	1426-3LS.....	316	6588-HD.....	40
101-UBP.....	97	316-30-YFWBP.....	253	901-30/951.....	125	1426-4LS.....	316	6588-HD-UL.....	40
101-30-UBP.....	97	316-30-YM.....	255	901-30/952.....	126	1426T-2LS.....	316	7523-C-5702.....	283
102.....	98	316-30-YMFW.....	256	901-30/953.....	127	1433-2LS.....	316	7523-C-A.....	162
102-30.....	98	316-30-YMFWBP.....	257	901-30/981.....	129	1433-3LS.....	316	7523-C-B.....	167
102-UBP.....	98	321 Edge.....	300	901-30/981-UB.....	129	1433-4LS.....	316	7523-C-E.....	263
102-30-UBP.....	98	330 Edge.....	301	901-30-G.....	138	1433T2-2LS.....	316	7523-C-E-CHI.....	267
103.....	99	331 Edge.....	301	901-30-K.....	140	1436-2LS.....	316	7523-C-ET.....	271
103-30.....	99	333 Edge.....	302	902-30/921.....	124	1436-3LS.....	316	7523-C-ETS.....	275
103-UBP.....	99	350 Edge.....	302	902-30/944.....	120	1436-4LS.....	316	7523-C-G.....	138
103-30-UBP.....	99	351 Edge.....	303	902-30/945.....	121	1436T2-2LS.....	316	7523-C-H.....	180
187.....	103	352 Edge.....	303	902-30/948.....	122	1463-2LS.....	316	7523-C-HFW.....	185
187-30.....	103	353 Edge.....	304	902-30/951.....	125	1463-3LS.....	316	7523-C-HFWBP.....	190
187-WS.....	103	354 Edge.....	304	902-30/952.....	126	1463-4LS.....	316	7523-C-HFWCP.....	195
187-30-WS.....	103	355 Edge.....	305	902-30/953.....	127	1466-2LS.....	316	7523-C-I.....	200
189.....	104	370 Butcherblock.....	306	902-30/981.....	130	1466-3LS.....	316	7523-C-IFW.....	204
189-30.....	104	371 Butcherblock.....	306	902-30/981-UB.....	131	1466-4LS.....	316	7523-C-IFWBP.....	209
189-UPS.....	104	372 Butcherblock.....	306	902-30-G.....	138	1502-2LS.....	317	7523-C-K.....	139
189-30-UPS.....	104	390 Plank.....	307	902-30-K.....	140	1522-2LS.....	317	7523-C-R.....	172
193.....	105	395 Plank.....	307	910-30.....	136	1523-2LS.....	317	7523-C-T.....	176
193-30.....	105			911-30.....	136	1530-2LS.....	317	7523-C-XT.....	258
193-WS.....	105	Prefixes and Suffixes for the		912-30.....	136	1622-3.....	318	7523-C-U2.....	214
193-30-WS.....	105	Alpha®, Omega, Como and		919-30.....	137	1622T-2.....	318	7523-C-U2FW.....	219
194.....	106	Zevo Series models are located		919-30-DES.....	137	1622T-3.....	318	7523-C-U2FWBP.....	224
194-30.....	106	on their respective pages.		919-30-DES-N.....	137	1623-3.....	318	7523-C-X.....	234
194-UPS.....	106	Prefixes CF, PC.		919-30-DDES.....	137	1626-3.....	318	7523-C-XFW.....	237
194-30-UPS.....	106	Suffixes AR, BT, CHI		921.....	124	1626T-2.....	318	7523-C-XFWBP.....	240
195.....	107	500 & 500SB.....	34	921-30.....	124	1626T-3.....	318	7523-C-Y.....	246
195-30.....	107	505 & 505SB.....	34	944.....	120	1633-3.....	318	7523-C-YFW.....	249
195-UPS.....	107	535.....	35	944-30.....	120	1633T2-2.....	318	7523-C-YFWBP.....	252
195-30-UPS.....	107	567.....	35	945.....	121	1633T2-3.....	318	7523-C-Z.....	261
196.....	108	569.....	35	945-30.....	121	1636-3.....	318	8000.....	148
196-30.....	108	578.....	35	948.....	122	1636T2-2.....	318	8500-R.....	173
196-UPS.....	108	582.....	35	948-30.....	122	1636T2-3.....	318	8500-T.....	177
196-30-UPS.....	108	584.....	35	951.....	125	1663-3.....	318	8501-5702.....	283
202 Edge.....	291	590.....	35	951-30.....	125	1666-3.....	318	8501-E.....	263
205 Edge.....	291	593.....	35	952.....	126	3017-3LS.....	319	8501-E-CHI.....	267
210 Edge.....	292	594.....	35	952-30.....	126	3022-3LS.....	319	8501-SQ-SBP.....	280
211 Edge.....	292	806.....	113	953.....	127	3022-SU3.....	319	8501-SQ-SP.....	280
232 Edge.....	293	806-30.....	113	953-30.....	127	3022-SU4.....	319	8501-SQ-U.....	280
234 Edge.....	293	806-MS.....	114	959.....	128	3317-2LS.....	320	8502-A.....	163
250 Edge.....	294	806-30-MS.....	114	959-30.....	128	3317-3LS.....	320	8502-B.....	168
255 Edge.....	294	806-UPS.....	113	959-N.....	128	3322-3LS.....	320	8502-H.....	181
260 Edge.....	295	806-30-UPS.....	113	965.....	75	3322-SU3.....	320	8502-HFW.....	186
261 Edge.....	296	807.....	114	978.....	123	3322-SU4.....	320	8502-HFWBP.....	191
262 Edge.....	296	807-30.....	114	978-30.....	123	3330-4LS.....	320	8502-HFWCP.....	196
264 Edge.....	297	807-MS.....	115	981.....	129	3330-SU4.....	320	8502-I.....	201
265 Edge.....	297	807-30-MS.....	115	981-30.....	129	3418-2LS.....	321	8502-IFW.....	205
266 Edge.....	298	807-WS.....	115	981-AR.....	129	3422-3LS.....	321	8502-IFWBP.....	210
267 Edge.....	298	807-30-WS.....	115	981-UB.....	130	3428-3LS.....	321	8502-U2.....	215
293.....	109	809.....	112	981-30-UB.....	130	3428-SU3.....	321	8502-U2FW.....	220
293-30.....	109	809-30.....	112	981-AR-UB.....	130	3517-2LS.....	322	8502-U2FWBP.....	225
293-UPS.....	109	809-MS.....	112	983.....	132	3522-3LS.....	322	8503-O2.....	230
293-30-UPS.....	109	809-30-MS.....	112	983-30.....	132	3522-SU3.....	322	8503-O4.....	233
295.....	110	813.....	111	983-DES.....	132	3530-4LS.....	322	8504-O3.....	232
295-30.....	110	813-30.....	111	983-30-DES.....	132	3530-SU4.....	322	8505-5705.....	285
295-UPS.....	110	813-UB.....	111	985.....	133	4302-2LS.....	323	8505-V.....	157
295-30-UPS.....	110	813-30-UB.....	111	985-30.....	133	4318-2LS.....	323	8505-VFWSBP.....	160
311 Edge.....	299	871.....	116	985-DDES.....	134	4322-2LS.....	323	8505-W.....	151
313 Edge.....	299	871-30.....	116	985-30-DDES.....	134	4323-2LS.....	323	8505-WFWSBP.....	154
315 Edge.....	300	871-UPS.....	116	990, 990-30.....	100	4330-2LS.....	323	8505-5705.....	285
316-30-G.....	138	871-UPS-30.....	116	990-UPS.....	100	5579.....	37	8600-A.....	163
316-30-K.....	140	872.....	117	990-30-UPS.....	100	5750.....	44	8600-B.....	168
316-30-X.....	235	872-30.....	117	1422-2LS.....	316	6515-HD.....	40	8600-R.....	172
316-30-XFW.....	238	872-WS.....	117	1422-3LS.....	316	6515-HD-UL.....	40	8600-T.....	176
316-30-XFWBP.....	241	872-WS-30.....	117	1422-4LS.....	316	6572-HD.....	40	8601-H.....	181
316-30-XM.....	243	881.....	118	1422T-2LS.....	316	6572-HD-UL.....	40	8601-HFW.....	186
316-30-XMFW.....	244	881-30.....	118	1423-2LS.....	316	6578-HD.....	40	8601-HFWBP.....	191
316-30-XMFWBP.....	245	882-30.....	118	1423-3LS.....	316	6578-HD-UL.....	40		
		901-30/921.....	124						



8601-HFWCP	196	8617-30-ETLS	275	8650-C-ET	271	8720-18-U2FWBP	226	8900-H	181
8601-I	201	8617-30-ETMS	276	8650-C-ETS	275	8720-30-5710	284	8900-HFW	186
8601-IFW	205	8618-V	156	8650-C-H	180	8720-30-A	164	8900-HFWBP	191
8601-IFWBP	210	8618-30-V	156	8650-C-HFW	185	8720-30-B	169	8900-HFWCP	196
8601-U2	215	8618-VFWSBP	159	8650-C-HFWBP	190	8720-30-EL	265	8900-I	201
8601-U2FW	220	8618-30VFWSBP	159	8650-C-HFWCP	195	8720-30-EM	265	8900-IFW	205
8601-U2FWBP	225	8618-W	150	8650-C-I	200	8720-30-ELCHI	269	8900-IFWBP	210
8609-K	139	8618-30-W	150	8650-C-IFW	204	8720-30-EMCHI	269	8900-R	173
8609-30-K	140	8618-WFWSBP	153	8650-C-IFWBP	209	8720-30-H	182	8900-T	177
8609-X	235	8618-30WFWSBP	153	8650-C-K	139	8720-30-HFW	187	8900-U2	215
8609-30-X	235	8619-KLS1	141	8650-C-KLS1	141	8720-30-HFWBP	192	8900-U2FW	220
8609-XFW	238	8619-KLS2	142	8650-C-KLS2	142	8720-30-HFWCP	197	8900-U2FWBP	225
8609-30-XFW	238	8621-H	181	8650-C-R	172	8720-30-I	202	8900-V	157
8609-XFWBP	241	8621-30-H	181	8650-C-SQ-SBP	279	8720-30-IFW	206	8900-VFWSBP	160
8609-30-XFWBP	241	8621-HFW	186	8650-C-SQ-SP	279	8720-30-IFWBP	211	8900-W	151
8609-30-XM	243	8621-30-HFW	186	8650-C-SQ-U	279	8720-30-U2	216	8900-WFWSBP	154
8609-30-XMFW	244	8621-HFWBP	191	8650-C-T	176	8720-30-U2FW	221	8900-X	234
8609-30XMFWBP	245	8621-30-HFWBP	191	8650-C-U2	214	8720-30-U2FWBP	226	8900-XFW	238
8609-XT	258	8621-HFWCP	196	8650-C-U2FW	219	8720-30-SQLSP	282	8900-XFWBP	241
8609-30-XTM	260	8621-30-HFWCP	196	8650-C-U2FWBP	224	8720-30-X	235	8900-XT	258
8609-Y	247	8621-I	201	8650-C-V	156	8720-30-XFW	238	8900-Y	246
8609-30-Y	247	8621-30-I	201	8650-C-VFWSBP	159	8720-30-XFWBP	241	8900-YFW	250
8609-YFW	250	8621-IFW	205	8650-C-W	150	8720-30-XM	243	8900-YFWBP	253
8609-30-YFW	250	8621-30-IFW	205	8650-C-WFWSBP	153	8720-30-XMFW	244	8900-Z	261
8609-YFWBP	253	8621-IFWBP	210	8650-C-X	234	8720-30XMFWBP	245	8900-SQ-SBP	281
8609-30-YFWBP	253	8621-30-IFWBP	210	8650-C-XFW	237	8720-30-XTM	260	8900-SQ-SP	281
8609-30-YM	255	8621-U2	215	8650-C-XFWBP	240	8720-30-Y	247	8900-SQ-U	281
8609-30-YMFW	256	8621-30-U2	215	8650-C-XT	258	8720-30-YFW	250	8921-16-O2	230
8609-30YMFWSBP	257	8621-U2FW	220	8650-C-Y	246	8720-30-YFWBP	253	8921-16-O3	231
8609-XT	258	8621-30-U2FW	220	8650-C-YFW	249	8720-30-YM	255	8921-16-O4	233
8609-Z	262	8621-U2FWBP	225	8650-C-YFWBP	252	8720-30-YMFW	256	8921-18-O2	233
8609-30-Z	262	8621-30-U2FWBP	225	8650-C-Z	261	8720-30YMFWSBP	257	8921-18-O3	231
8610-A	162	8621-X	234	8716-16-O2	229	8722-3LS	325	8921-18-O4	233
8610-30-A	162	8621-30-X	234	8716-16-O3	231	8722-SU3	325	8922-2LS	327
8610-B	167	8621-XFW	237	8716-18-O2	229	8722-SU4	325	8922-3LS	327
8610-30-B	167	8621-30-XFW	237	8716-18-O3	231	8722-WCTPR	325	8922-4LS	327
8610-R	172	8621-XFWBP	240	8717-WCTPR	325	8816-16-O2	229	8922T-2LS	327
8610-T	176	8621-30-XFWBP	240	8718-3LS	325	8816-18-O2	229	8923-2LS	327
8611-H	180	8621-30-XM	243	8718-30-913	287	8818-3LS	326	8923-3LS	327
8611-30-H	180	8621-30-XMFW	244	8718-30-914	287	8818-16-A	165	8923-4LS	327
8611-HFW	185	8621-30XMFWBP	245	8718-30-ETL	273	8818-16-B	170	8926-2LS	327
8611-30-HFW	185	8621-XT	258	8718-30-ETM	273	8818-16-R	174	8926-3LS	327
8611-HFWBP	190	8621-30-XTM	260	8718-30-ETLS	277	8818-16-T	178	8926-4LS	327
8611-30-HFWBP	190	8621-Y	246	8718-30-ETMS	277	8818-18-A	165	8926T-2LS	327
8611-HFWCP	195	8621-30-Y	246	8720-16-A	164	8818-18-B	170	8926-16-5705	286
8611-30-HFWCP	195	8621-YFW	249	8720-16-B	169	8818-18-R	174	8926-18-5705	286
8611-I	200	8621-30-YFW	249	8720-16-H	182	8818-18-T	178	8926-16-A	165
8611-30-I	200	8621-YFWBP	252	8720-16-HFW	187	8818-30-915	287	8926-18-A	165
8611-IFW	204	8621-30-YFWBP	252	8720-16-HFWBP	192	8818-30-5710	284	8926-16-B	170
8611-30-IFW	204	8621-30-YM	255	8720-16-HFWCP	197	8818-30-A	165	8926-18-B	170
8611-IFWBP	209	8621-30-YMFW	256	8720-16-I	202	8818-30-B	170	8926-16-H	183
8611-30-IFWBP	209	8621-30YMFWSBP	257	8720-16-IFW	206	8818-30-EL	265	8926-18-H	183
8611-U2	214	8621-30-XTM	258	8720-16-IFWBP	211	8818-30-EM	265	8926-16-HFW	188
8611-30-U2	214	8621-Z	261	8720-16-R	174	8818-30-ELCHI	269	8926-18-HFW	188
8611-U2FW	219	8621-30-Z	261	8720-16-T	178	8818-30-EMCHI	269	8926-16-HFWBP	193
8611-30-U2FW	219	8622-ET	272	8720-16-U2	216	8818-30-ETL	273	8926-18-HFWBP	193
8611-U2FWBP	224	8622-ETS	276	8720-16-U2FW	221	8818-30-ETM	273	8926-16-HFWCP	198
8611-30U2FWBP	224	8622-30-ETL	272	8720-16-U2FWBP	226	8818-30-ETLS	277	8926-18-HFWCP	198
8612-E	264	8622-30-ETLS	276	8720-18-A	164	8818-30-ETMS	277	8926-16-I	203
8612-E-CHI	268	8622-30-ETM	272	8720-18-B	169	8818-30-SQLSP	282	8926-18-I	203
8612-30-EL	264	8622-30-ETMS	276	8720-18-H	182	8818-WCTPR	325	8926-16-IFW	207
8612-30-EM	264	8631	149	8720-18-HFW	187	8822-3LS	325	8926-18-IFW	207
8612-30-ELCHI	268	8631-O6	149	8720-18-HFWBP	192	8822-SU3	325	8926-16-IFWBP	212
8612-30-EMCHI	268	8632	149	8720-18-HFWCP	197	8822-SU4	325	8926-18-IFWBP	212
8613-O2	230	8632-O6	149	8720-18-I	202	8822-WCTPR	325	8926-16-R	175
8613-O4	233	8650-C-5702	283	8720-18-IFW	206	8900-5702	283	8926-18-R	175
8614-O3	232	8650-C-5705	285	8720-18-IFWBP	211	8900-5705	285	8926-16-T	179
8617-ET	271	8650-C-A	162	8720-18-R	174	8900-A	163	8926-18-T	179
8617-ETS	275	8650-C-B	167	8720-18-T	178	8900-B	168	8926-16-U2	217
8617-30-ETL	271	8650-C-E	263	8720-18-U2	216	8900-E	263	8926-18-U2	217
8617-30-ETM	272	8650-C-E-CHI	267	8720-18-U2FW	221	8900-E-CHI	267	8926-16-U2FW	223



8926-18-U2FW.....	223	CF5535.....	46	SG110S-8540.....	144	WL60-HFWCP.....	199	WLBS130-YMFW.....	256
8926-16-U2FWBP.....	227	CF5579.....	37	SG110S-8615.....	144	WL60-I.....	203	WLBS130YMFWPB.....	257
8926-18-U2FWBP.....	227	CF6515-HD.....	40	SG113-8541-30.....	145	WL60-IFW.....	208	WLBS130-Z.....	262
8926-16-V.....	157	CF6515-HD-UL.....	40	SG113-8616-30.....	144	WL60-IFWBP.....	213	WLBS230-EL.....	266
8926-18-V.....	157	CF6572-HD.....	40	SG113-8818-30.....	144	WL60-U2.....	218	WLBS230-ELCHI.....	270
8926-16VFW SBP.....	160	CF6572-HD-UL.....	40	SG114-8616.....	144	WL60-U2FW.....	222	WLBS230-EM.....	266
8926-18VFW SBP.....	160	CF6578-HD.....	40	SG114-8541.....	145	WL60-U2FWBP.....	228	WLBS230-EMCHI.....	270
8926-16-W.....	151	CF6578-HD-UL.....	40	SG120-8542.....	143	WL60-W.....	152	WLBS230-ETL.....	274
8926-18-W.....	151	CF6582-HD.....	40	T3036.....	327	WL60-WFWSBP.....	155	WLBS230-ETLS.....	278
8926-16WFWSBP.....	154	CF6582-HD-UL.....	40	T3048.....	327	WL60-V.....	158	WLBS230-ETM.....	274
8926-18WFWSBP.....	154	CF6588-HD.....	40	T3648.....	327	WL60-VFWSBP.....	161	WLBS230-ETMS.....	278
8933-2LS.....	326	CF6588-HD-UL.....	40	T3660.....	327	WL60-X.....	236		
8933-3LS.....	326	CI-17R-2LS.....	314	T30SQ.....	327	WL60-XFW.....	239		
8933-4LS.....	326	CI-17R-3LS.....	314	T36SQ.....	327	WL60-XFWBP.....	242		
8933T2-2LS.....	326	CI-17R-4LS.....	314	T42SQ.....	327	WL60-XT.....	259		
8936-2LS.....	326	CI-22-3LS.....	312	T48SQ.....	327	WL60-Y.....	248		
8936-3LS.....	326	CI-22-4LS.....	312	WL01-A.....	163	WL60-YFW.....	251		
8936-4LS.....	326	CI-22R-3LS.....	314	WL01-B.....	168	WL60-YFWBP.....	254		
8936T2-2LS.....	326	CI-22R-4LS.....	314	WL01-C.....	181	WL60-Z.....	262		
8963-2LS.....	326	CI-22R-SU3.....	314	WL01-HFW.....	188	WL70-A.....	166		
8963-3LS.....	326	CI-22R-SU4.....	314	WL01-HFWBP.....	193	WL70-B.....	171		
8963-4LS.....	326	CI-22T-3LS.....	315	WL01-HFWCP.....	198	WL70-H.....	184		
8966-2LS.....	326	CI-22T-4LS.....	315	WL01-I.....	202	WL70-HFW.....	189		
8966-3LS.....	326	CI-27T-3LS.....	315	WL01-IFW.....	207	WL70-HFWBP.....	194		
8966-4LS.....	326	CI-27T-4LS.....	315	WL01-IFWBP.....	212	WL70-HFWCP.....	199		
BE155.....	54	CI-28R-4LS.....	314	WL01-O2.....	230	WL70-I.....	203		
BE198.....	54	CI-28R-SU4.....	314	WL01-O3.....	232	WL70-IFW.....	208		
BE271.....	54	CI-30-3LS.....	312	WL01-R.....	173	WL70-IFWBP.....	213		
BE279.....	54	CI-30-4LS.....	312	WL01-T.....	177	WL70-R.....	175		
BE569.....	54	CI-30-SU3.....	313	WL01-U2.....	217	WL70-T.....	179		
BE584.....	54	CI-30-SU4.....	313	WL01-U2FW.....	223	WL70-U2.....	218		
CC301-A.....	57	CI-36-4LS.....	313	WL01-U2FWBP.....	227	WL70-U2FW.....	222		
CC301-S.....	57	CI-522-3LS.....	312	WL02-X.....	236	WL70-U2FWBP.....	228		
CF09/1.....	62	CI-522-4LS.....	312	WL02-XFW.....	239	WL70-V.....	158		
CF09/1H.....	62	CI-2230-3LS.....	312	WL02-XFWBP.....	242	WL70-VFWSBP.....	161		
CF09/3.....	63	CI-2230-4LS.....	312	WL02-XT.....	259	WL70-W.....	152		
CF09/3H.....	63	N6-BT.....	88	WL02-Y.....	248	WL70-WFWSBP.....	155		
CF09/5.....	64	N6-CV.....	89	WL02-YFW.....	251	WL70-X.....	236		
CF09/5H.....	64	N6-SQ.....	88	WL02-YFWBP.....	254	WL70-XFW.....	239		
CF09/6.....	65	N6-TR.....	90	WL02-Z.....	262	WL70-XFWBP.....	242		
CF09/6H.....	65	N6-UPH.....	95	WL03-O4.....	233	WL70-XT.....	259		
CF24/2.....	50	N6-UPH-CHI.....	95	WL03-V.....	158	WL70-Y.....	248		
CF24/2-W.....	50	PC-27/2.....	48	WL03-VFWSBP.....	161	WL70-YFW.....	251		
CF24/2-UL.....	50	PC-27/4.....	48	WL03-W.....	152	WL70-YFWBP.....	254		
CF24/2-UL-W.....	50	PC-27/5.....	48	WL03-WFWSBP.....	155	WLBS130-A.....	163		
CF24/3.....	51	PC-27/6.....	48	WL04-KLS1.....	141	WLBS130-B.....	168		
CF24/3-W.....	51	PC-27/7.....	48	WL04-KLS2.....	142	WLBS130-H.....	183		
CF24/3-UL.....	51	PC-27/8.....	48	WL05-E.....	266	WLBS130-HFW.....	188		
CF24/3-UL-W.....	51	PC-27/8CR.....	48	WL05-E-CHI.....	270	WLBS130-HFWBP.....	193		
CF24/4.....	52	PC-27/8CRUB.....	48	WL05-ET.....	274	WLBS130-HFWCP.....	198		
CF24/4-W.....	52	PC-27/9.....	48	WL05-ETS.....	278	WLBS130-I.....	202		
CF24/4-UL.....	52	PC-27/10.....	48	WL06-5705.....	286	WLBS130-IFW.....	207		
CF24/4-UL-W.....	52	PC-27/11.....	48	WL30-960.....	39	WLBS130-IFWBP.....	212		
CF28/22.....	53	PC-27/11HG.....	48	WL50-A.....	164	WLBS130-U2.....	217		
CF28/22-W.....	53	PC-27/11HGUB.....	48	WL50-B.....	169	WLBS130-U2FW.....	223		
CF5501-A.....	42	PC-28/12.....	48	WL50-R.....	173	WLBS130U2FWBP.....	227		
CF5501-S.....	42	PC-28/14.....	48	WL50-T.....	177	WLSBS130-V.....	158		
CF5502-A.....	42	PC-28/16.....	48	WL50-V.....	158	WLBS130VFWSBP.....	161		
CF5502-S.....	42	S10-BT.....	85	WL50-VFWSBP.....	161	WLBS130-W.....	152		
CF5503.....	43	S10-CV.....	86	WL50-W.....	152	WLBS130-WFWSBP.....	155		
CF5504.....	43	S10-SQ.....	85	WL50-WFWSBP.....	155	WLBS130-X.....	236		
CF5505,TT.....	43	S10-TR.....	86	WL60-5705.....	286	WLBS130-XFW.....	239		
CF5506.....	43	SG100S-8544.....	146	WL60-A.....	166	WLBS130-XFWBP.....	244		
CF5507.....	43	SG100S-8608.....	146	WL60-B.....	171	WLBS130-XM.....	243		
CF5508.....	43	SG100S-872016.....	146	WL60-E.....	266	WLBS130-XMFW.....	242		
CF5530.....	45	SG100S-881816.....	145	WL60-ECHI.....	270	WLBS130XMFWBP.....	245		
CF5530T.....	45	SG102-8543-30.....	147	WL60-ET.....	274	WLBS130-XTM.....	260		
CF5531.....	45	SG102-8607-30.....	146	WL60-ETS.....	278	WLBS130-Y.....	248		
CF5531T.....	45	SG102-8720-30.....	147	WL60-H.....	184	WLBS130-YFW.....	251		
CF5532.....	46	SG103-8543.....	147	WL60-HFW.....	189	WLBS130-YFWBP.....	254		
CF5532T.....	46	SG103-8607.....	147	WL60-HFWBP.....	194	WLBS130-YM.....	255		

FOLDING TABLES

415 Series.....	344
425 Series.....	345
445 Series.....	346
465 Series.....	347
030/X-Fold Carts.....	348
Buffet/Utility Table.....	356
Tri-Height Table.....	355
X-Fold™/Cocktail Table.....	355

TRANSFOLD STAGES & MOBILE STAGES

481.....	349
482.....	350
483.....	351
484 Skirting.....	352
484 Steps.....	353
484 Guard Rails.....	353
484 Caddy.....	354
491.....	354
492.....	354
493.....	354

OCCASIONAL TABLES

Perimeter Base.....	328
Cross Base.....	333
Cantilever.....	337
Bobber End Tables.....	339
Discus End Tables.....	340

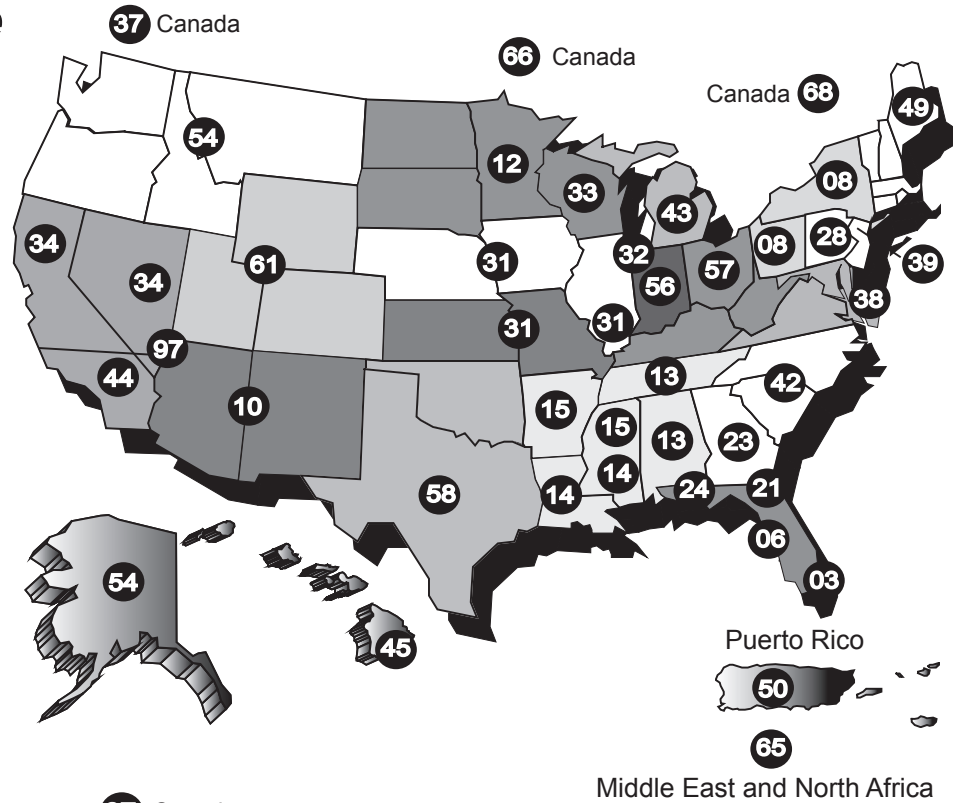
Communal Tables

Windowpane Table.....	357
Parsons Table.....	358
Trestle Table.....	359
Vector Laminated	
T Base Table.....	360
Vector Steel T	
Base Tables.....	361
Waterfall Table.....	362

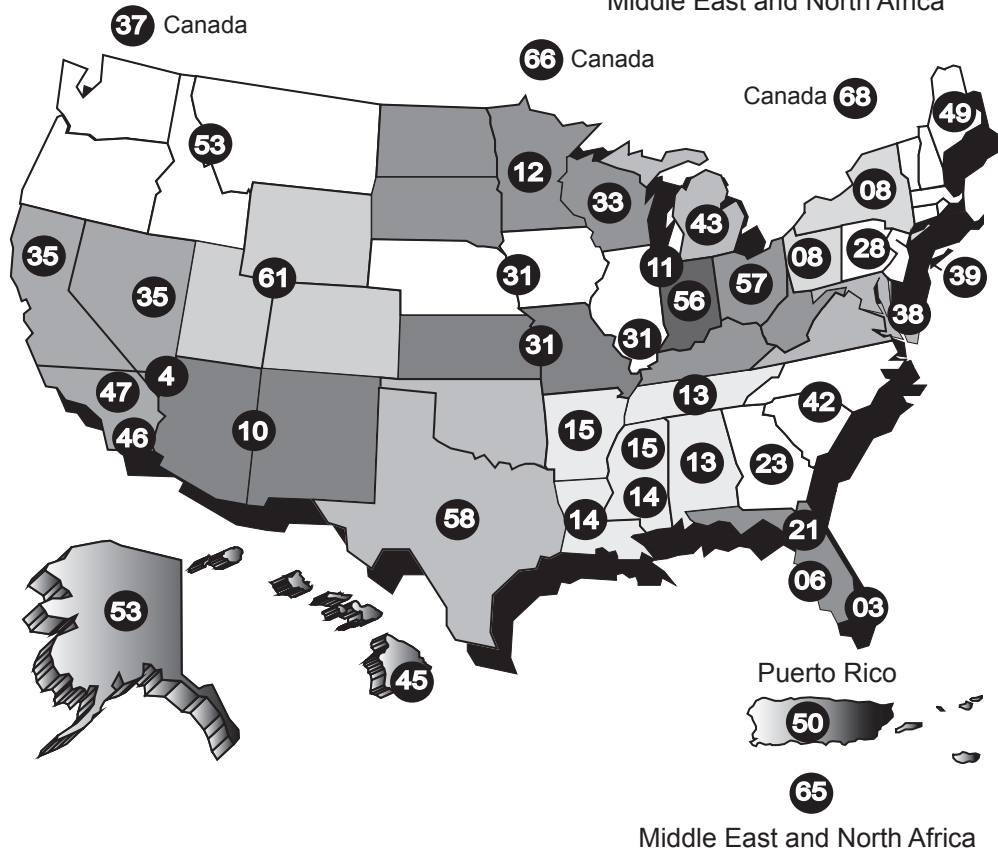


See MTS Sales Representatives listed by number on the following pages.

Foodservice



Lodging





MTS Representatives and Showroom Locations

City of Oklahoma City and its Trusts

EFFECTIVE March 1, 2023

MTS Seating
P. 734-847-3875
F. 800-329-0687
www.mtsseating.com

25301

03 Lodging/Foodservice

South Florida

Contract Options, Inc.

Weston, FL
Brad Horwitz
(786) 942-7970
Fax: (954) 659-3369
brad_horwitz@yahoo.com

04 Lodging

Las Vegas, NV

Harpin Group

Las Vegas, NV
Zac Harpin
Office: (702) 363-3112
Fax: (702) 255-4250
Zac/Mobile: (702) 755-5889
zac@harpingroup.com

06 Lodging/Foodservice

W. Florida, Panhandle

Florida, (starting with Leon & Wakulla counties and all other counties east and south.)

Doonan & Associates

Odessa, FL
Michael Doonan, Casey Doonan
(813) 926-8900
Fax: (813) 926-8990
michael@doonanassociates.com
casey@doonanassociates.com

08 East Foodservice/Lodging

Upstate New York, Western Pennsylvania

Place Card Hospitality

East Rochester, NY
Jeff Carragher
Office: (585) 254-1780
Mobile: (585) 370-9184
Fax: (585) 254-2154
jeff@link2hs.com

Showroom

Kim Hayton (Office Manager)
Office: (585) 254-1780
Fax: (585) 254-2154
kim@link2hs.com

Rob Schwalm
Office: (585) 254-1780
Mobile: (585) 750-8531
rob@link2hs.com

Julio Torres
Office: (585) 254-1780
Mobile: (716) 866-6002
julio@link2hs.com

Poppy Hudson
(Inside support-both offices)
(585) 254-1780
Fax: (585) 254-2154
poppy@link2hs.com

Bridgeville, PA
Fred Carragher
Office: (412) 341-2020
Mobile: (412) 551-5050
Fax: (412) 344-0603
fred@link2hs.com

Showroom

Christine Taylor
Mobile: (412) 660-0374
christine@link2hs.com

10 Foodservice/Lodging

Arizona, New Mexico, El Paso Texas

O'Brien Hospitality

Glendale, AZ
Gerry, Diane and Travis O'Brien
Office: (602) 439-5719
Fax: (602) 547-0587
obhosp@cox.net

11, 32 & 33

Lodging/Design/Foodservice

Lodging: Northeast Illinois, Chicago, N.W. Indiana, Wisconsin

Foodservice: Chicago, Wisconsin

Contract Alliance

Chicago, IL
Andrea Sims and Lisa Noe
Office: (708) 383-0750
Fax: (708) 383-0550
asims@contractalliance.com
Mobile: (312) 771-5977
lnoe@contractalliance.com
Mobile: (312) 773-3308

12 Foodservice/Lodging

Minnesota, N & S Dakota

Metcalfe & Associates, Inc.

Minneapolis, MN
Dan Metcalfe, Kim Metcalfe
Office: (763) 425-7880
Fax: (763) 425-7467
dan@metcalfeassociates.com
kim@metcalfeassociates.com

14 Foodservice/Lodging

Louisiana, S. Mississippi

E.C.H.O Food Service Marketing

Abita Springs, LA
Eddie Heap
Office: (985) 264-9435
Mobile: (985) 264-6374
Fax: (985) 635-4648
eddie@echofoodservicemktg.com

Baton Rouge, LA
Wendy Barras
(504) 259-9240
Fax: (985) 635-4846
wendy@echofoodservicemktg.com

Covington, LA
Bruce Cameron
(504) 458-7012
bruce@echofoodservicemktg.com

New Orleans, LA
Marlin Donham
(504) 394-3695
mdonham777@aol.com

15, 13 & 24

Foodservice/Lodging

Alabama, Arkansas, Tennessee, North Mississippi

Foodservice only in

Panhandle of Florida including; Franklin & Liberty counties and all counties West.

CSA Marketing, LLC

Fairview, TN
Gary Anderson, Tanya Anderson
(615) 878-6092
Fax: (615) 523-3330
ganderson.csa@gmail.com

Nashville, TN
Jeff Menefee
(205) 427-0741
Fax: (205) 427-7041
jmenefee.csa@gmail.com

Eads, TN
Michael Lafferty
(901) 755-2543
Fax: (901) 755-0331
laff@bellsouth.net



MTS Representatives and Showroom Locations

City of Oklahoma City and its Trusts

EFFECTIVE March 1, 2023
MTS Seating
P. 734-847-3875
F. 800-329-0687
www.mtsseating.com

25301

21 **Foodservice/Lodging**

**Central, Space Coast,
& Northeast, FL**
Hospitality Furnishings, Inc.
Longwood, FL
Rick Lange
(407) 786-6788
richardhlange@mac.com

23 **Foodservice/Lodging**

Georgia
Wells & Company, LLC
Marietta, GA
Jeff Wells, Bill Snellgrove,
Rachel Goodman
(770) 432-1155
Fax: (770) 436-9463
jeffwells@wells-company.com
bill@wells-company.com
rachel@wells-company.com

Showroom

28 **Foodservice/Lodging**

**E.Pennsylvania, S.New Jersey,
N. Delaware**
Heins Marketing
Havertown, PA
Bruce & Kimberley Heins
(610) 449-6401
bruce@heinsmarketing.com
kim@heinsmarketing.com

31 **Foodservice/Lodging**

**Iowa, Kansas, Missouri,
Nebraska, Southern Illinois**
Katzman, Grossman, Baker, Inc.
St. Louis, MO
Tom Grossman
(314) 406-8320
tom@kgb1.com

Leawood, KS
Parrish Lucas
(913) 579-3102
parrish@kgb1.com

34, 35

Foodservice/Lodging

Northern California, Reno, NV
Malen Concepts
San Rafael, CA
Johanna Malen
(415) 699-4291
Fax: (415) 785-1419
johanna@malenconcepts.com

36 **Government (GSA)**

Government Sales, Inc
Morehead City, NC
Charles Robinson, Janet Howard
(800) 531-6635
Fax: (252) 726-2563
(252) 422-2739 (Mobile - Charles)
(252) 723-7995 (Mobile - Janet)
charles@governmentsalesinc.com
janet@governmentsalesllc.com

37 **Foodservice/Lodging**

**British Columbia & Alberta,
Canada**
Haven Marketing
Surrey, BC
Melissa Kennedy
(604) 799-5423
melissa@havenmarketing.ca

38 **Foodservice/Lodging**

**Delaware, District of Columbia,
Maryland, Virginia**
JCF Group
Chevy Chase, MD
Jeff Fuge
(240) 876-3637
Fax: (301) 913-9889
jeff@jcfgroup.net

Lisa Hanson
(240) 876-9275
Fax: (240) 597-5843
lisa@jcfgroup.net
Bethesda, MD
Lacy Wilmoth
(804) 833-1178
lacy@jcfgroup.net
Lindsey Malone
(571) 239-2746
lindsey@jcfgroup.net

39 **Foodservice/Lodging**

**North and Central New Jersey,
Metro New York City, S. New
York State,**
Claussen Concepts
New York, NY
Claire Claussen
(262) 573-9980
claire@claussenconcepts.com

42 **Foodservice/Lodging**

North and South Carolina
The Mayview Group
Elkin, NC
Sean Dyer
(336) 813-6561
sean.dyer@themayviewgroup.com

43 **Foodservice/Lodging**

Michigan
EJW Contract Inc.
Whitmore Lake, MI
Steve Gottbreht
(616) 293-5181 (Steve)
Fax: (810) 231-1922
gottbreht@gmail.com

Traverse City, MI
Saeth Gronberg
(231) 944-6551
saeth.gronberg@gmail.com

TABLE OF CONTENTS

0
0
0
2
0
4

Restaurant Seating

Guest Room & Public Space Seating

Tables & Folding Products



MTS Representatives and Showroom Locations

City of Oklahoma City and its Trusts

EFFECTIVE March 1, 2023
MTS Seating
P. 734-847-3875
F. 800-329-0687
www.mtsseating.com

25301

44, 45, 46 & 47

Foodservice/Lodging

California Counties of Orange,
San Diego, Riverside,
San Bernardino, Imperial,
Greater Los Angeles
and Hawaii

Coast Hospitality Group

Laguna Beach, CA
Tad & Tracey Allen
Tad Mobile: (949) 610-2125
tad@coasthospitalitygroup.com
Tracey Mobile: (941) 735-7400
tracey@coasthospitalitygroup.com

49 **Foodservice/Lodging**

Connecticut, Maine,
Massachusetts, New Hampshire
Rhode Island, Vermont,
S.W. Connecticut

Casual Resources, LLC

Westerly, RI
Fred Gilbert, Eric Gilbert, Deb Gilbert
(860) 633-2429 Office
Fax: (860) 657-9184
office@casualresources.com

50 **Foodservice/Lodging**

Puerto Rico, Dominican Republic

E.L. Hospitality Products

Carolina, Puerto Rico
Enrique A. Landestoy
(787) 717-4747
Fax: (787) 757-8047
ealandestoy@gmail.com

53, 54

Foodservice/Lodging

Washington, Oregon, Montana,
Idaho, and Alaska.

The Wright Group

Seattle, WA
Jim Wright, Denise Corso, Ed Baran
(206) 283-9040
Fax: (206) 691-9945
info@thewrightgroupnw.com
jim@thewrightgroupnw.com
denise@thewrightgroupnw.com
ed@thewrightgroupnw.com

56 **Foodservice/Lodging**

Indiana

Hospitality Furnishings

Noblesville, IN
Sean Miller
(614) 306-4830
Fax: (614) 785-6496
sean@hospitality-furnishings.net

Columbus, OH
Mark Miller
(614) 785-6459
Fax: (614) 785-6496
mark@hospitality-furnishings.net

Cincinnati, OH
Mickey McCarthy
(513) 451-8645
Fax: (513) 451-8645
mmccarthy10@cinci.rr.com

57 **Foodservice/Lodging**

Ohio, W. Virginia, Kentucky

Hospitality Furnishings

Columbus, OH
Mark Miller (614) 785-6459
Fax: (614) 785-6496
mark@hospitality-furnishings.net

Chagrin Falls, OH
Lon Paglio, Anne Tropf, Debbie Ayers
(440) 247-4908
Fax: (440) 247-1009
lonp@paglio.com

Lexington, KY
John Luggier
(859) 309-2030
Fax: (859) 309-1856
johnl@paglio.com

Cincinnati, OH
Mickey McCarthy
(513) 451-8645
Fax: (513) 451-8645
mmccarthy10@cinci.rr.com

Cleveland, OH
Susan Dunn
(412) 427-5324
susanmdunn53@gmail.com

58 **Foodservice/Lodging**

Texas, Oklahoma

The Marlowe Company

Plano, TX
Aaron Marlowe
Christy Maycock,
(972) 732-7320
(Aaron) aaron@marlowecompany.com
(Christy) christy@marlowecompany.com
www.marlowecompany.com

61 **Foodservice/Lodging**

Colorado, Utah, Wyoming

Charles Eisen & Associates

Denver, CO
Charles Eisen, Bob Eisen,
Carol Hughes, Carrie Leonard,
Lynne Turner
Office: (303) 744-3200
Fax: (303) 744-3203
bob@eisenassociates.com
carol@eisenassociates.com
carrie@eisenassociates.com
lynne@eisenassociates.com

Showroom

65 **Foodservice/Lodging**

Middle East & North Africa Markets
AFS Brands

Southlake, TX
Hussein Haidar
(972) 550-0055
Fax: (972) 550-1555
(972) 679-2171 (Hussein - Mobile)
hussein.haidar@afsbrands.com

66 **Foodservice/Lodging**

Saskatchewan, Manitoba

NW Ontario

Dick Neufeld Associates

Winnipeg, Manitoba
Richard Neufeld
(204) 831-0923
Fax: (204) 895-0462
rjn@mymts.net

Showroom



City of Oklahoma City and its Trusts

MTS Representatives and Showroom Locations

EFFECTIVE March 1, 2023
MTS Seating
P. 734-847-3875
F. 800-329-0687
www.mtsseating.com

25301

68 **Foodservice/Lodging**
Ontario, Quebec, New Brunswick, Nova Scotia, Newfoundland, Prince Edward Island Davidson Furniture Specialties LTD.
Markham, Ontario
Andy Stephenson
Kevin Spencer
(905) 475-8376
Fax: (905) 475-0792
andy@davidsonfurniture.ca

Showroom

97 **Foodservice**
Las Vegas
Contact MTS Seating

TABLE OF CONTENTS

0 Banquet & Convention Seating

2 Restaurant Seating

4 Guest Room & Public Space Seating

Tables & Folding Products



Terms & Conditions • Order Guidelines

Prices

Prices Effective March 1, 2023. All Prices FOB Temperance, Michigan, unless otherwise stated. See page 13 for FOB/Freight classifications.

SierraSolids® FOB N. Tonawanda, NY 14120.

Plank Style Tables FOB Cleveland, OH 44114

Butcher Block Style Tables FOB Bloomington, MN 55431

Minimum Order

\$500.00 List. If order does not meet \$500.00 List minimum: add \$125.00 List set-up/handling charge to order. Non-MTS manufactured parts; i.e., hardware, screws, glides, buttons, etc.; \$100.00 List minimum.

Terms and Conditions of Sale

Approved Open Accounts: Net 30 days.

A service charge will be added on accounts which remain unpaid beyond our stated terms. The rate of interest will be 1.5% per month (annual percentage rate of 18%). Accounts 30 days beyond terms are subject to credit hold. All orders subject to approval by MTS credit department.

Sales Tax: MTS is registered to collect sales tax in every state where applicable. Sales tax will be charged on each invoice unless we receive a proper exemption certificate. **New Accounts:** To expedite the credit approval process, please submit credit information prior to the placement of your order. If you are placing your first order with us, and you do not have credit established with MTS, please provide order dollar value, and required ship date with your credit references. A line of credit and credit limit will be established based on the information obtained from our credit reporting agency and/or four trade references and one bank reference. A deposit on your first order may be required as we process your credit information. A 50% deposit submitted with your purchase order will allow your order to be processed while credit is being verified. Orders received without pre-approved credit or a 50% deposit will be put on hold while credit references are being verified. The MTS credit department determines all credit terms and deposit requirements. Customers who do not have an open line of credit with MTS are required to submit payment in full (100%) before the order will be released into production.

Applicable Law

Any agreement to purchase MTS products will be governed and controlled in all respects by the laws of the State of Michigan, including interpretation, enforceability, validity, and construction, without regard to any conflict of law provisions. Under no circumstances will any agreement to purchase MTS products, whether it involves a United States or foreign purchaser, be governed and controlled by any non-Michigan laws and/or conventions. The

parties submit to the jurisdiction and venue of the Circuit court for the county of Monroe, State of Michigan with respect to any action arising, directly or indirectly, out of any agreement regarding the sale and purchase of MTS products or the performance or breach of that agreement.

Agent's Authority

The Buyer understands and agrees that no agent or representative of MTS has authority to bind MTS to any affirmation, agreement, representation or warranty concerning the goods purchased from MTS. The Buyer further understands and agrees that such affirmation of fact, promise, or representation made by any agent or representative of MTS shall not constitute a warranty or agreement unless specifically approved in writing by an authorized officer of the company. Accepted orders will be acknowledged and customer is responsible for immediately reviewing the acknowledgement and notifying a sales representative of MTS, or MTS Customer Satisfaction with any discrepancies.

Shipping Damage Claims

Shipping will be made via MTS preferred carrier(s) unless customer carrier preference is indicated on purchase order. If carrier indicated does not serve MTS point of shipment, we will make shipment by most practical way. Truckload shipments are available via private carriers, or rail system, at less than commercial carrier rates. Contact MTS for quotation. See additional information on Freight Classifications on page 13.

MTS is not responsible for damage in transit, or delays in transit. Variances in order quantities or specifications must be communicated to MTS within 3 days of receipt of order. Any shortage, or sign of damage, should be noted on the freight bill before accepting delivery. If damage is discovered after delivery, purchaser should notify the carrier at once to request inspection and claim instructions. Concealed damage claims must be filed within 3 days of receipt of shipment.

Refusal to accept goods from carrier does not relieve purchaser of responsibility for payment and filing claims in the prescribed manner. All goods become the property of the purchaser upon delivery to the carrier.

International Orders

All international orders are quoted F.O.B. factory. All freight, duties, value added taxes, broker fees, port charges and insurance are additional costs and will be the responsibility of customer unless specific arrangements are made in writing for any additional services by MTS.

Phone Orders

Fax Your Orders Free! 1-800-329-0687

All additions/corrections/deletions (quantities, shipping addresses, finish, upholstery, etc.) must be supported by confirmation in writing by the customer. Duplicate orders received and not properly marked "revised" are the responsibility of the customer. Return of duplicate orders will carry a 50% handling/salvage charge and must be returned freight prepaid. *All additions/corrections/deletions must be made prior to final scheduling or reworking charges will apply.*

Cancellations/Changes

Orders cannot be cancelled or changed without approval from MTS. All requests for changes and cancellation must be submitted in writing; fax 1-800-329-0687. Customer is responsible for all costs incurred prior to MTS receiving cancellation/change; including laminate, upholstery, all other materials supplied and labor associated with making the cancellation/change.

Customer Delayed Shipping

MTS production departments are organized on a throughput manufacturing philosophy. Delaying an order in process greatly impedes the production of other customer's orders. **Storage/handling charges will be applied when a customer interrupts the production/shipping process to put an order on hold. All communication must be in writing.** Charges will be calculated based on the square footage required to hold your order and will commence on the second Monday following your acknowledged production date, except for folding products and SierraSolid® tables, which will commence the Monday following your acknowledgment date. Your Customer Satisfaction Coordinator will notify you of the charge (minimum charge \$750.00 List). All delayed orders will be invoiced at month's end, with storage charges billed separately each month thereafter.

Delay

MTS shall not be liable for delays in performance caused by an act of God, fire or other casualty, accident, strike, shortage of labor or materials, governmental action or any other cause beyond their reasonable control, and the time for MTS' performance shall be extended by the period of such delay. MTS reserves the right to apportion its production among its customers as it may determine and any quoted delivery dates are estimated and are subject to change by MTS.

MTS will make every effort to make on-time deliveries; however, we are not responsible for loss of revenue due to late delivery.



Terms & Conditions • Product Warranty • Returns & Maintenance FOB Freight Classification

Match-Up Orders

If any order is to match a previous order, it must be clearly stated. Please supply original invoice number and date.

Note: MTS cannot be responsible for materials discontinued by our supplier and/or dye lot variations. Also, due to improvements in manufacturing technology, it may be impractical to duplicate some discontinued designs.

Returns

DO NOT return merchandise without Return Authorization from MTS. Return Authorizations are numbered, specify method of transportation, and include all shipping documents and labels. All MTS products are manufactured to order through a "made to order" manufacturing system. This means items cannot be returned to stock. A standard handling/salvage charge 50% minimum of invoice will apply on all returned merchandise. A minimum handling/salvage charge of 25% of invoice will apply if 100% of returned merchandise can be applied to other orders in process at time of return. A standard handling/salvage charge of 75% minimum will apply to all returned folding products, SierraSolid® or solid wood tables.

Fair Labor Act

MTS certifies that goods are produced in compliance with Sections 6, 7 and 15 of the Fair Labor Standards Act of 1938, as amended.

Intellectual Property

This publication is ©2020 MTS Seating. MTS Seating's Intellectual Property includes the photography, images, graphics, text and product designs included in this publication. MTS Seating's Intellectual Property is owned by MTS Seating. Nothing in this publication shall be deemed a grant of a license in, or a right in or to, any patent, copyright, trademark, trade secret, proprietary right or other Intellectual Property of MTS Seating. Moreover, except as expressly stated by MTS Seating, users of this publication have no right or license to use MTS Seating's Intellectual Property. MTS Seating's Intellectual Property in this publication may not, for example, be copied, reproduced, modified, published, displayed, uploaded, posted, reposted, distributed, transmitted, used to create a derivative work, or otherwise used for public or commercial purposes without prior written permission from MTS Seating. Instructional videos on the proper handling and transport of MTS chairs are available directly from MTS as well as on the MTS website. Please refer to this information for the safe handling of our seating products.

Maintenance

To insure durability and longevity of the product, it is important to clean and care for the merchandise. It is also vitally important for the end user to:

- Check all stress points and connections, including welds, bolts, screws, rivets, brackets, etc., every 30 days.
- Check all points of attachment and tighten as needed (i.e., swivels, cushion-to-base, seat or back to frame etc.)
- It is recommended after cleaning upholstery fabrics treated with a topical stain guard (Scotchguard™, Teflo®, etc.) to reapply these topical stain guards after each cleaning to maintain "cleanability". See upholstery limited warranty for more information.

Cleaning and inspecting the product is part of standard maintenance and upkeep, and should be done at regular intervals. If a defect is found, take the item out of service immediately and contact a Customer Satisfaction Coordinator at MTS.

Note: Warranty may be voided if proper maintenance procedures are not followed.

FOB/Freight Classification

Products are shipped FOB Temperance, Michigan 48182, unless otherwise specified.

- SierraSolids® FOB N. Tonawanda, NY 14120.
- Folding Table Products: for FOB points, see individual product pages.
- Plank Style Tables: FOB Cleveland, OH 44114
- Butcher Block Style Tables: FOB Bloomington, MN 55431

PRODUCT:

CLASS

020 Storage Cart	150
Tabletops/Bases (except 1600 series)	70
1600 Series Tabletop Base	250
SU Bases	125
Pedestal Seating	100
Cloth or Fabric	65
Dollies	70
Hand Trucks (013)	250
Hand Trucks (013-KD)	250
Hand Trucks (014, 015, 016, 017)	250

For products not listed, see individual product specifications.

Custom Samples

All MTS custom sample designs are copyrighted to MTS. All rights reserved.

Recycled Content by Weight

The data listed is the total post consumer and post industrial recycled materials as a percentage of total product weight. For an exact breakdown of post consumer and post industrial materials by product, contact your MTS Sales Coordinator.

Disclaimer

The recycled content data noted for each model is for the standard model only. Changes to the seat, back, or other options may change this percentage. If you require the exact recycled content amount for a style of chair with non-standard options, please contact your MTS Sales Representative, or your MTS Sales Coordinator.

Limited Warranty

MTS warrants products manufactured by this company against defective material or workmanship for one year from date of purchase. Warranty does not apply to any product which has been altered or subjected to misuse, negligence or accident.

MTS' obligation under this warranty is limited to credit for, or replacement of, the defective item. MTS Seating will not assume labor charges for unauthorized field repairs. In no case shall liability under this warranty exceed the original purchase price of the defective item.

To make a claim under this warranty, contact MTS Seating for written Return Authorization. DO NOT return merchandise without written authorization.

Contact the MTS Customer Satisfaction Department for a Return Authorization. R.A.s are numbered and specify method of transportation and any applicable freight costs. After inspection of returned item, if it is established by MTS Seating to be defective under terms of the warranty, we will repair or replace the item(s), or issue appropriate credit.

Upholstery: All upholstery fabrics are subject only to the warranty offered by the respective upholstery mills, and are not covered by the standard MTS limited warranty. Cuts or tears detected after signing for receipt of upholstered products are not covered.



Product Warranty • Order Processing

Limited Warranty Continued

COM: MTS does not warrant quality, wearability, or workability of materials supplied by the customer (COM).

Laminates: All laminates for table top surfaces are subject to warranty offered by respective manufacturer only.
Wood veneer table tops are *not* warranted by MTS against scratching or marring. Wood veneer tops *cannot* be sanded or refinished

Product Changes: MTS reserves the right to make changes at any time without notice, to prices, models, materials, colors and specifications

Structural (Frame) Warranties

5-YEAR STRUCTURAL WARRANTY. All metal frames are warranted against frame failure due to broken/fatigued welds for a full **5 years** from date of invoice.

SPECIAL 12-YEAR STRUCTURAL WARRANTY. All Alpha®, Omega and SigmaStacker® frames are manufactured with the exclusive MTS Patented Leg/Seat Reinforcement Bar (LSRB). Impilato, Kay Lang stacking and nesting chairs, Piper, Catalyst, COMFORTcurve® élan and élan stacking and nesting chairs, HD stackers, MTS Burgess Collection Bolero®, Como®, Vario Allday®, Salon, Vio, Salvo, Mendola, Inicio and Zevo stacking or nesting models are warranted against frame failure due to broken/fatigued welds for a full **12 years** from date of original MTS invoice.

Banquet Chair Handling: MTS will not be responsible for damage to seating products caused by use of hand trucks or dollies obtained from other manufacturers. When ordering material handling equipment from MTS, the chair model that is being moved must be specified. Damages caused by use of improper equipment or equipment from others are not covered by warranties.

Any frame found to be defective by MTS while under these warranties, will be repaired or replaced, at our option FOB, Temperance, MI on a prorated basis.

These warranties do not apply to any product that has been altered, subjected to misuse, negligence or accident.

Folding Table Warranty

MTS folding products are warranted to the original purchaser of the product that the product is free from defects in material and workmanship for the period of time that is listed on the individual folding product pages.

General Warranty Information

This warranty is extended for the period of time after the date of purchase by the original purchaser and is extended only to the original purchaser of the product and may be enforced only by such purchaser. This warranty is not transferable and expires if the product is resold or otherwise transferred.

This warranty does not apply to any product which has been altered by anyone other than an MTS representative or has been damaged due to an accident, abuse, misuse, misapplication, modification alteration or improper installation, set-up, care, maintenance or repair. MTS offers no warranties on carpets, laminates, foam or any other purchased components other than those guarantees expressed by the material manufacturer.

MTS will, at its option, repair or replace, free of charge, the product

covered by this warranty, or a portion of the product that is found to be defective in material or workmanship during the warranty period.

Any repair or replacement under this warranty shall not extend the warranty period. The foregoing shall constitute the exclusive remedy of the purchaser and the exclusive liability of MTS. The above warranty is exclusive and in lieu of all other express warranties, whether oral or written, expressed or implied. No warranty of merchantability or fitness for a particular purpose shall apply.

MTS shall not, under any circumstances or under any legal theory, be liable to the purchaser or any other person for special, incidental or consequential damages of any nature including without limitation damages to, or loss of use of property, damages for loss of profits or revenues or any other damages arising from the original purchase. MTS's liability will in no event exceed the purchase price of the product.

Ordering Information

To ensure that your order is processed and manufactured accurately, please provide full and complete information.

Items to check are:

- **Quantity:** Quantity price breaks are per model, per invoice. Finish, upholstery and options may vary.
- **Model Number:** In addition to basic accuracy of Model Number, check for suffixes to indicate items such as casters (-C), or upholstery treatments (CHI, CHO, BTI and BTO).
- **Frame Finishes:** Our extensive selection of Electroplated and Powdercoated frame finishes make it imperative that you specify the correct color and color part number.
- **Upholstery:** Material choice: grade, color number/name, pattern (i.e. Grade 4, BRN-307, Black, Baron). Upholstery treatment: Channeled Inside (CHI), Channeled Outside (CHO), Button Tufted (BT), Upholstered Buttons (UPB), etc.
- **Wood Seats, Backs, Arms, Table Edges:**
Specify species (Maple or Oak - if applicable) and stain color.

Product Specifications Dimensions and Changes

All seating dimensions shown in sales literature are approximate. Due to various fabric buildup, widths can vary as much as ¾". Table dimensions are nominal +/- ½".

We assume no responsibility for overall dimensions unless specific limitations are clearly spelled out on the purchase order.

Banquet Chair Spacing and Ganging:

Property owners and managers are instructed to provide adequate spacing around chairs to prevent tripping, and to allow access to exits in the event of an emergency. **Purchasers must determine whether local fire codes require ganging of chairs when used in rows (theatre settings).** Ganging devices are available at an optional upcharge on all MTS banquet chairs. MTS assumes no responsibility for failure to properly arrange chairs in a safe manner.



Flammability Specifications • COM Procedures

Special Textile Cautions

Chemical Reactions: Do not expose upholstery textiles to chlorine, including wet bathing suits, towels, or strong cleaning solutions, as fading and deterioration may result. Cellulosic fabrics [cotton and rayon] are especially susceptible to damage from bleach. Test all cleaning solutions on a hidden section of fabric before applying to entire chair.

Reverse Crocking/Dye Transfer: Upholstery suppliers and/or manufacturers have limited or no warranties regarding reverse crocking/dye transfers that can occur during use. Additionally, MTS Seating does not warrant upholstery subject to reverse crocking/dye transfer.

UV Exposure: Textiles may be subject to fading or physical deterioration when exposed to sunlight or artificial UV sources. Olefin or polyolefin fabrics are especially susceptible to rapid deterioration in UV exposure. Do not use or store seating under these conditions.

Foam/Upholstery Flammability

MTS manufactures all seating products to nationally recognized flammability standards for upholstered materials and foam.

COMFORTbliss® Foam

MTS utilizes a highly resilient, 100% urethane foam formulation with no "fillers" called COMFORTbliss®. It comes in a variety of specifications for different seating needs and all COMFORTbliss® foam passes the following flammability specification:

- U.S. CPSC requirements for upholstered furniture flammability
- California Technical Bulletin #117-2013
- FMVSS No. 302
- FAR 25.853 a 60 sec. Vertical / FAR 25.853 b 12 sec. Vertical
- BIFMA Standards for Foam
- UFAC
- NFPA 260, 261

Upholstery Materials

All upholstery materials sampled on current MTS swatch cards meet or exceed flammability requirements of CAL117-2013. For more detailed specifications, contact MTS or refer to back side of MTS upholstery selector cards.

COM (Customer's Own Material Procedures)

Please note that on all orders using COM (Customer's Own Material), orders will be placed on hold until we receive the questionnaire and all of the COM. If you would like MTS to purchase your choice of material, please contact your Sales or Customer Satisfaction Coordinator for pricing.

1. To reduce the risk of confusion and COM loss, MTS is pleased to offer our COM INBOUND TRACKING SERVICE. Once a COM order is received at MTS, your Customer Satisfaction Coordinator will fax you a questionnaire requesting the following information:
 1. COM pattern and color identification.
 2. COM source of supply and purchase order number.
 3. Contact person and telephone/fax number.
 4. Pattern direction railroad/nonrailroaded.

We will request your signature authorizing us to track and expedite the incoming COM. This method of communication has significantly improved our shipping of finished COM product in a prompt fashion. We appreciate your assistance in effectively managing COM's and thank you for your COM business.

2. All COM orders must be submitted with a 6" x 6" sample of the fabric or vinyl. If a sample is not readily available, a fax of the fabric pattern w/specifications may be an acceptable alternative. Whenever there is a question regarding the sampling procedure, please contact your Sales Representative or an MTS Customer Satisfaction Coordinator.
3. All COM used on MTS products with sewn seams (Alpha®, SigmaStacker®, Omega Series Stackers, Como®, Salon, Bolero®, and fully upholstered products, etc.) must have acrylic or equivalent backer. MTS will not be responsible for any COM product with sewn seams if the COM does not have acrylic or equivalent backer.
4. COM orders are priced at COM/Gr.4. Orders with special repeat requirements such as centering, two tone or matching, must be priced at Grade 6 to cover additional cutting, sewing, and upholstery labor. See #5 (below) for further information.
5. Striped or directional fabric will be upholstered vertically (up and down, front to back) unless order specifies horizontally. **Add 20% Minimum Additional Yardage For Matching.** For a more accurate yardage determination, send double of the price list COM yardage for one of each products to MTS, and request COM yardage requirements. All **leather** or matching COM orders priced at Grade 6.
6. MTS assumes no responsibility for the wearability, cleanability, specification, or tailoring quality of COM's. We also reserve the right to refuse COM orders, or process without responsibility, where the COM is not suitable due to stretch, width, pattern, weight, and/or for any manufacturing process reason. Note: Some upholstered products are not available in vinyl laminated fabric. Contact MTS with product and COM specifications for specifics. MTS is not responsible for any flaws on COM. Customer is responsible for any all costs incurred in using flawed COM's.
7. The shipper of the COM must include a packing list containing the following information:
 1. The name of the customer ordering from MTS and the purchase order number.
 2. Total yardage shipped (For each pattern and color).
 3. Pattern identification (Name and/or number)
 4. Color identification (Name and/or number)
 5. If fabric is or can appear as reversible, mark the face side.
8. COM's shipping to MTS will require written documentation from the supplier that the material being submitted complies with TB117-2013. COM orders will remain on hold until this information is received at MTS.
9. Ship all COM for models shown in this price list to:
MTS Seating
7100 Industrial Drive
Temperance, MI 48182
Attn: Receiving/COM Dept.



MTS Thermo-set Powdercoat Finishes

Thermo-set powdercoat finishes are specially formulated for all MTS standard colors in VelveTouch, Solidtone, Metaltones, Hammertones, Old World, Stonetones, and Woodtones. There are 34 standard colors that allow you to match the finish to the design. Thermo-set powdercoating is harder, smoother, more corrosion resistant and environmentally friendly than wet spray epoxy paints or baked enamel finishes

The MTS Process

A new 3 stage process chemically cleans and pretreats metal before finishing. A protective coating is applied to the metal to ensure a chemical and a physical bond are achieved by the finish coat, resulting in strong corrosion resistance and superior bonding. MTS Thermo-set powders are applied electrostatically in an environmentally controlled application room to ensure a finish that is smooth, even and capable of withstanding an impact of 160 pounds without cracking or peeling.

A final baking cycle cross-links the powder resins, changing their molecular structure and bonding them to the metal.

The MTS Result

The MTS process results in a uniform, thick, resilient coating that takes impact, abrasion and temperature extremes in stride. MTS powdercoated products exceed ASTM and BIFMA standards.

Hammertones

Hammertone finishes are a textured blend of metallic highlights on a solid color field. This distinctive look creates a textured feel.

Metaltones

Complex and sophisticated metallic tones in rich hues to compliment today's textiles.

Stonetones

An entire new look in metal finishing. Stonetones replicate natural stone with outstanding depth and complex coloration.

Woodtones

Rich wood hues on metal! From walnut to mahogany, woodtones provide "The look of wood". A color palette of two woodtones are available as standard.

Solidtones

For your basic black finish, our Satin Black solidtone provides a non-glossy, semi-matte finish. High gloss "Jet Black" is also available as well as "Cool White", along with additional new solid colors.

Old World Tones

Distinctive Old World colors with rich textures, available in Old Penny, Aged Bronze, Smoked Pewter, New Penny, and Tuscan Bronze.

VelveTouch®

MTS VelveTouch finish is a smoothly textured finish that creates a velvet feel to the touch and allows light to interact with the texture to create highlights and interesting shade variations. VelveTouch finish is not available for stacking or nesting chairs.*

34 Standard Powdercoat Frame Finishes (available on steel or aluminum frames)

Hammertones	Metaltones	Solidtones	Stonetones	Woodtones	Dura Clearcoat	Old World
H-28 Coppertone	M-1 New Gold	S-18 Satin Black	ST-3 Graphite	WT-1 Walnut	NOTE: Not available on aluminum frames.	OW-1 Old Penny
H-29 Goldtone	M-2 Antique Gold	S-17 Wet Black		WT-6 Mahogany		OW-3 Aged Bronze
H-30 Silvertone	M-6 Impala	S-27 Cool White		VelveTouch*	D1G Dura Clearcoat - Gloss	OW-4 Smoked Pewter
	M-7 Espresso	S-28 Green		V-4 Midnight	D1M Dura Clearcoat - Matte	OW-5 Tuscan Bronze
	M-8 Quicksilver	S-29 Navy			DTG Translucent Gold	OW-6 New Penny
	M-10 New Bronze	S-30 Royal Blue				
	M-19 Steel	S-31 Orange				
	M-20 Medium Bronze	S-32 Yellow				
		S-33 Dove				
		S-34 Slate				
		S-35 Charcoal				

Optional Custom Powdercoats

- Solid Colors: (RAL Color System) readily available. Contact MTS with quantity, model(s) and desired color for quotation.
- Special textures and colors may be available, but may take longer to verify availability and cost.
Contact MTS with quantity, model(s) and desired color/texture for quotation. Actual sample preferred.

Optional Plated Frame Finishes

Does **not** apply to Burgess Collection, Salon, Como, Vario, Micah, Square Chair, Chairaz, élan RA & A, Vio, and Bolero.

Plated Finishes

C1 Chrome
SNC Satin Nickel Chrome*

See individual
product listing for
pricing.

* 50 piece minimum

Optional Brushed Aluminum Frame Finishes

Only applies to MTS Burgess Collection: Salon, Como, Vario, Micah, élan RA, A, Chairaz, Bolero, and Square Chair series.

BMH Mahogany Gloss
BMM Mahogany Matte
BCH Chestnut
BDW Dark Walnut
BNL Natural Gloss
BNM Natural Matte

Add:
Chairs \$7.50
Barstools: \$12.50



Finish for Wood Seats and Backs

Environmentally friendly, water based stains are sealed with Ultra-Violet (UV) cured waterborne sealer and topcoat with a semi-gloss finish, and a gloss level of 45 (±5). This extremely hard and durable finish is impervious to food, drink, and most non-caustic cleaning chemicals used in foodservice operations. The MTS finish will tolerate: coffee, juices, alcohol, ammonia based cleaners and most alkaline cleaners.

Wood Edge Table Top Finish

All MTS wood edge table tops are stained with environmentally friendly, water-based stain then sealed in a semi-gloss, catalyzed vinyl coating that is impervious to food, drink and most non-caustic cleaning chemicals used in food service operations. The MTS finish will tolerate: coffee, juices alcohol, ammonia based cleaners, and most alkaline based cleaners. MTS recommends a non-caustic cleaner as in Windex®, or equivalent.

MTS STANDARD Wood Stains

W-1	Natural	W-9	Wild Cherry
W-2	Walnut	W-37	Savoy Walnut
W-3	Sherwood	W-38	Select Cherry
W-4	Mahogany	W-39	Luna Night
W-7	Root Beer	W-50	New Mahogany

MTS PREMIER Wood Stains

\$100.00 list per color, per order.

W-20	Shoreline	W-28	Caribbean
W-21	Tusk	W-29	Pistachio
W-22	Bisque	W-30	Citron
W-23	Driftwood	W-31	Maize
W-24	Woodland	W-32	Framboise
W-25	Sharkskin	W-33	Poppy
W-26	Fossil	W-34	Bengal
W-27	Pacific		

MTS CUSTOM Wood Stains



MTS maintains in-house custom stain matching capability to ensure compatibility with our eco-friendly, water-based, wood finish system.

This unique capability allows MTS to easily and quickly respond to your custom stain requirements.

Custom Mixing System

In addition to the nine (9) standard MTS wood stains, custom stains are available. List price for a custom stain is \$250.00 (First color per order/shipment. Additional colors on same order/shipment at \$125.00 each). Please reference customer stain requests with a laminate name, number and color, or provide an actual piece of maple or oak stained to your specifications. To ensure an acceptable match, a sample piece of the proposed finished product will be sent to the customer for stain match approval before we proceed with the final scheduling of the order for production.

Re-orders within two years of original order, add \$100.00

All custom stains are mixed at MTS to accommodate compatibility with our eco-friendly water-based, wood finish system.

Pre-Finishing



Critical pre-finish sanding and prep work are performed and inspected by skilled, tenured MTS operators prior to both chair and table wood finishing.

Prepping and Inspection



Properly prepped and inspected wood seats & backs are racked on the finish line for stain and sealer applications with our eco-friendly, monomer free (noncarcinogenic) water base finish system. All seats and backs are cured in our ultra violet UV cure system for the hardest and most durable finish available.

Eco-Friendly



Wood edge table tops are individually stained with our eco-friendly, monomer free (noncarcinogenic) water-based stains, and then stacked for application of our proven catalyzed vinyl sealer to provide a durable protective finish.



NANOTEX® is textile surface protection that couples the latest high-performance textile nanotechnology with environmentally friendly components. This innovation can be applied to the entire MTS textile line (excluding vinyls & Crypton®) and ensures protection for textiles, as well as the environment.

25 yd minimum (\$287.50) per order.

COM Yardage Requirement Chart.

Add list price below to final chair price, each.

Yardage	List Price
0.25	2.88
0.35	4.03
0.40	4.60
0.45	5.18
0.50	5.75
0.55	6.33
0.60	6.90
0.65	7.48
0.70	8.05
0.75	8.63
0.80	9.20
0.85	9.78
0.90	10.35
0.95	10.93
1.00	11.50
1.05	12.08
1.10	12.65
1.20	13.80
1.25	14.38
1.30	14.95
1.35	15.53
1.40	16.10
1.50	17.25
1.55	17.83
1.65	18.98
1.75	20.13
1.80	20.70
1.85	21.28
1.90	21.85
2.00	23.00
2.10	24.15
2.25	25.88
2.30	26.45
2.35	27.03
2.40	27.60
2.50	28.75
2.65	30.48
2.70	31.05
2.85	32.78
3.00	34.50
3.10	35.65
3.50	40.25
3.70	42.55
4.00	46.00
4.25	48.88
4.50	51.75
4.60	52.90
4.70	54.05
4.80	55.20
5.00	57.50
5.50	63.25



Features:

Spill / Stain Prevention

Benefits

- Fabric aggressively repels liquids and stains (liquid beads and rolls off)
- Helps prevent staining of fabric from dirt and spills, including common stains in hospitality, healthcare and corporate environments
- Very cleanable with water, detergents or solvents. be used with olution-dyed fabrics.

Performance

- Maintains natural hand
- Enhances abrasion on almost all textiles
- Highly breathable and comfortable
- Permanent

Environmentally Friendly

- NANOTEX® is recyclable
- MBDC environmental certification

Applications

- For hospitality, healthcare, corporate, institutional or general use
- Engineered to work across a wide variety of textiles for broad choice

NANOTEX® completely protects the surface of the fabric you spec from soil and stains. Spills just stop, bead and roll. The performance design of nanotechnology bonds with fabrics rather than coats them, creating a huge new universe of fabric choices that are almost impossible to stain.

- Preserves beauty and natural hand
- Allows use of solids, lighter colors and delicate fabrics
- Maintains breathability and comfort
- Repels oil, red wine, hot coffee and worse
- Improves abrasion performance
- Is environmentally friendly

NANOTEX® = FABRIC SURFACE PROTECTION



Yardage x List Price x Order Quantity = Nanotex List Price Per Order



#013 Three Wheel Hand Trucks are easy to maneuver. The operator slides the tongue of the truck under the stack and lifts the entire stack by tilting back on the truck. The operator balances the weight of the stack. These hand trucks are manufactured from heavy duty 14 gauge - 1" round cold rolled steel tubing, and are MIG welded, using a solid 1/2" steel rod axle. Two 10" solid rubber tires carry the load and one 3" swivel caster is used for positioning to pick up and place the stack of chairs.

Models may slightly differ from photo.



013
Fits Como®, élangs with 500 bases, Omega, and SigmaStackers®.
Specifications

Recommended Maximum Load: 10 chairs
Packaged: 2 per pallet, 46 cu.ft.
Shipping Weight: 50.5 lbs.
20-1/2"w x 38-1/2"d x 49-1/2"h

\$515.00 in Satin Black

013-KD handle and base shipped unassembled to accommodate UPS and express shipping. Fits Como®, élangs with 500 bases, Omega, and SigmaStackers®.
Specifications

Recommended Maximum Load: 10 chairs
Packaged: 1 per carton, 8.25 cu. ft., Shipping
Weight: 38 lbs.
20-1/2"w x 38-1/2"d x 49"h (assembled)

\$515.00 in Satin Black

013-Alpha
Fits Alpha Series

Specifications
Recommended Maximum Load: 10 chairs
Packaged: 2 per pallet, 46 cu.ft.
Shipping Weight: 50.5 lbs.
20-1/2"w x 38-1/2"d x 49-1/2"h
\$515.00 in Satin Black

013-KD-Alpha Alpha handle and base shipped unassembled to accommodate UPS and express shipping. Fits Alpha Series
Specifications

Recommended Maximum Load: 10 chairs
Packaged: 1 per carton, 8.25 cu. ft., Shipping
Weight: 38 lbs.
20-1/2"w x 38-1/2"d x 49"h (assembled)

\$515.00 in Satin Black

013-B
Fits Alison, élan nesting series A, RA, S, and COMFORTcurve®

Specifications
Recommended Maximum Load: 10 chairs
Packaged: 2 per carton, 20.5 cu. ft. Shipping
Weight: 34.5 lbs.
18-1/2"w x 28-3/4"d x 45-1/2"h
\$515.00 in Satin Black

013-D
Fits Salon and Kilo Nesting series
Specifications

Recommended Maximum Load: Salon: 8 Side chairs and 6 arm chairs. Kilo: 4 side and arm
Packaged: 2 per pallet, 46 cu. ft.
Shipping Weight: 49 lbs.
20-1/2"w x 33"d x 50-1/4"h
\$515.00 in Satin Black

013-E
Fits Bolero® Nesting series
Specifications

Recommended Maximum Load: 8 chairs
Packaged: 2 per carton, 20.5 cu. ft.
Shipping Weight: 35.5 lbs.
18-1/2"w x 30-1/2"d x 45-1/2"h
\$515.00 in Satin Black

013-F
Fits Moderne Stacking series
Specifications

Recommended Maximum Load: 10 chairs
Packaged: 2 per pallet, 44.5 cu. ft.
Shipping Weight: 50 lbs.
20-1/2"w x 30-1/2"d x 51-1/4"h
\$515.00 in Satin Black

013-G
Fits Moderne Nesting series
Specifications

Recommended Maximum Load: 6 chairs
Packaged: 2 per pallet, 44.5 cu. ft.
Shipping Weight: 50 lbs.
20-1/2"w x 30"d x 51-1/4"h
\$515.00 in Satin Black

013-H
Fits Vario Allday® series
Specifications

Recommended Maximum Load: 10 chairs
Packaged: 2 per carton, 20.5 cu. ft.
Shipping Weight: 35.5 lbs.
18-1/2"w x 33"d x 45-1/2"h
\$515.00 in Satin Black

Optional 10" Pneumatic Wheel for 013 & 017 Models
Recommended for high traffic environment



Available on all 013 and 017 models. Recommended for heavy use, regular use over "thresholds", or where stacks will be transported greater distances than within the general ballroom areas. Specify PNW.

Add: \$133.25



#017 Five Wheel Hand Trucks are constructed of 14 gauge; 1" tubular steel, five wheels for easy maneuvering and constructed with two 10" hard rubber wheels to carry the load and two 4" rubber swivel casters to steer, while one 3" swivel caster is used for positioning the cart to pick up the stack. The #017 design reduces housemen's fatigue by placing more of the load on the cart. Stack banquet chairs 10 high and still maneuver with ease. Ideal for larger banquet facilities and hotels.



Models may
slightly differ
from photo.

017
**Fits Como®, Omega,
SigmaStacker® and High
Density Stack Chairs.**

Specifications
Recommended Load: 10 chairs
Packaged: 2 per pallet
Shipping Weight: 63 lbs., 53 cu. ft.,
20-1/2"w x 51"d x 42-1/2"h

\$785.00 in Satin Black

017-Alpha
Fits Alpha Series

Specifications
Recommended Load: 10 chairs
Packaged: 2 per pallet
Shipping Weight: 63 lbs., 53 cu. ft.,
20-1/2"w x 51"d x 42-1/2"h

\$785.00 in Satin Black

017-B
**Fits élan Nesting Bases, "S,"
"RA", "A", and COMFORTcurve®**

Specifications
Recommended Load: 10 chairs
Packaged: 1 per pallet
Shipping Weight: 80 lbs., 38 cu. ft.,
18-1/2"w x 47-3/4"d x 49-1/2"h

\$785.00 in Satin Black

017-C
**Fits Kay Lang Nesters, Mendola,
Catalyst, and Piper series.**

Specifications
Recommended Load: 12 chairs
Packaged: 1 per pallet
Shipping Weight: 81 lbs., 38 cu. ft.,
18-1/2"w x 47-3/4"d x 49-1/2"h

\$785.00 in Satin Black

017-D
Fits Impilato Series

Specifications
Recommended Load: 12 chairs
Packaged: 2 per pallet
Shipping Weight: 66.5 lbs., 64.25 cu. ft.,
18-1/2"w x 57-1/2"d x 48-1/4"h

\$785.00 in Satin Black

017-E
Fits Vio series

Specifications
Recommended Load: 10 chairs
Packaged: 2 per pallet
Shipping Weight: 63.5 lbs., 53 cu. ft.,
20-1/2"w x 50-1/2"d x 42-1/2"h

\$785.00 in Satin Black

017-F
Fits Vario Allday® series

Specifications
Recommended Load: 10 chairs
Packaged: 1 per pallet
Shipping Weight: 82 lbs., 38 cu. ft.,
18-1/2"w x 47-3/4"d x 49-1/2"h

\$785.00 in Satin Black

017-I
Fits Chairaz series

Specifications
Recommended Load: 10 chairs
Packaged: 1 per pallet
Shipping Weight: 88 lbs., 43 cu. ft.,
18-1/2"w x 54-1/2"d x 50"h

\$785.00 in Satin Black

017-J
**Fits Alison, Salon and Zevo
Series**

Specifications
Recommended Load: 8 chairs
or 6 arm chairs
Packaged: 2 per pallet
Shipping Weight: 84 lbs., 53 cu.
ft., 20-1/2"w x 47-3/4"d x 49-1/2"h

\$785.00 in Satin Black

017-K
Fits élans with 500 Bases

Specifications
Recommended Load: 10 chairs
Packaged: 2 per pallet
Shipping Weight: 63 lbs., 53 cu. ft.,
20-1/2"w x 51"d x 42-1/2"h

\$785.00 in Satin Black

017-L
Fits Nestor Series

Specifications
Recommended Load: 5 chairs
Packaged: 1 per pallet
Shipping Weight: 61.1 lbs., 43 cu. ft.,
18-1/2"w x 62"d x 39"h

\$785.00 in Satin Black

017-N
Fits Inicio Series

Specifications
Recommended Load: 10 chairs
Packaged: 1 per pallet
Shipping Weight: 93 lbs., 63 cu. ft.,
20"w x 58-3/4"d x 65-3/4"h

\$785.00 in Satin Black

017-P
Fits Luxe Series

Specifications
Recommended Load: 8 chairs
Packaged: 2 per pallet
Shipping Weight: 63 lbs., 47 cu. ft.,
18-1/2"w x 50"d x 58"h

\$785.00 in Satin Black

017-S
Fits Salvo Series

Specifications
Recommended Load: 12 chairs
Packaged: 2 per pallet
Shipping Weight: 63 lbs., 53 cu. ft.,
20-1/2"w x 51"d x 42-1/2"h

\$785.00 in Satin Black

**Optional 10" Pneumatic
Wheel for 013 & 017 Models
Recommended for high traffic
environments**



**Available on all 013
and 017 models.**
Recommended for
heavy use, regular
use over "thresholds",
or where stacks will

be transported greater distances than
within the general ballroom areas.
Specify PNW.

Add: \$133.25



015 Heavy Duty Five Wheel Hand Trucks - recommended for high traffic environments.

 <p><i>Models may slightly differ from photo.</i></p>	<p>015 Fits Alpha, Omega series, Salvo, and High Density Stack Chairs</p> <p>Specifications Recommended maximum load: 12 chairs To clear a standard 7' door (83" opening): 12 chairs Shipping Weight: 97 lbs. ea. 2 per pallet, 75.5 cu. ft., 18"w x 53-1/2"d x 60"h</p> <p>\$1,250.00 in Satin Black</p>	<p>015-B Fits Como®, élan w/500 series base, SigmaStackers, Kay Lang Nesters, and Piper</p> <p>Specifications Recommended maximum load: 12 chairs To clear a standard 7' door (83" opening): 12 chairs SigmaStackers Series: 11 chairs All others: 10 chairs Shipping Weight: 92 lbs. ea. 2 per pallet, 73 cu. ft., 18"w x 53-1/2"d x 58"h</p> <p>\$1,250.00 in Satin Black</p>
<p>015-K Kay Lang Stackers (Load From Front)</p> <p>Specifications Recommended maximum load: 10 chairs Shipping Weight: 98 lbs. ea. 2 per pallet, 85 cu. ft., 18"w x 61-1/4"d x 61"h</p> <p>\$1,250.00 in Satin Black</p>	<p>015-N Fits Inicio</p> <p>Specifications Recommended maximum load: 10 chairs Shipping Weight: 95 lbs. ea. 1 per pallet, 82 cu. ft., 18"w x 58"d x 68-1/2"h</p> <p>\$1,250.00 in Satin Black</p>	<p>015-VI Fits Mendola</p> <p>Specifications Recommended maximum load: 10 chairs Shipping Weight: 102 lbs. ea. 1 per pallet, 51 cu. ft. 18"w x 56"d x 60-1/4"h</p> <p>\$1,250.00 in Satin Black</p>

Standard Features for Five Wheel Hand Trucks

- **Five (5)** year structural frame warranty on 015.
- Frame is 16 gauge with 1-1/2" steel tube and angle iron welded construction.
- Clear PVC tube on vertical support tubes for optimum protection of chair frames.
- Five (5) roller bearing caster wheels with 2" non-marring, molded rubber tread and cast iron hub.

Heavy Duty Hand Trucks are known as "The Beast"! There are no finer 5-wheel hand trucks available. Extra heavy-duty all steel construction. The ergonomic, self-balancing design allows the cart to carry the load, not your housemen! The 015 can carry up to 12 banquet chairs, and up to 15 convention stackers while the operator maneuvers the load with one hand. Constructed with five hard rubber wheels to easily steer and transport chairs. The best choice for high volume operations such as convention centers and larger hotel and banquet properties.



020 Storage Cart

Note: must use custom 015 Hand Trucks only.



For storage of all **élan stacking bases, Alpha, and Omega**: Fits up to 70-90 chairs subject to chair model.

SigmaStackers, Vario, Kay Lang Stacking Bases, and Como: Fits up to 50-60 chairs subject to chair model.

Call for quotation.

Designed to work with our heavy duty hand trucks that allow chairs to be easily transferred from hand truck to storage cart without double handling. To specify storage racks, please contact MTS. We will design custom storage racks to meet your storage & handling requirements. Storage racks can be stacked three high and are easily maneuvered individually on the built-in hard rubber casters and/or transported by forklift using the integral fork channels. These racks can be modified to connect together to be towed with a tow motor and then stacked. Storage racks will be sized to your storage requirements by chair model and/or will be designed to your building/door opening requirements.

If carts are to be stacked, 020-JS jack stands must be ordered. Contact MTS for quantity and pricing.



008 Dolly Carts

Fits Alpha, Como, élan stacking bases, Omega, Salvo, SigmaStacker, and Vario Allday series.



Specifications

Four 3" swivel casters standard on tubular frame.
Recommended Load: 10 chairs.
Packaged 2 per carton.
Shipping Weight: 9 lbs. ea., 3.0 cu. ft.
20-1/4"w x 23"l x 4-1/2"h

\$195.00 in Satin Black

009 Dolly Carts

Fits Alpha, Como, élan stacking bases, Omega, SigmaStacker, and Vario Allday series. ****Not for arm chairs****



Specifications

Two 4" rigid casters and two 4" swivel casters for easy maneuvering.
Recommended Maximum Load: 20 chairs (two stacks of 10 side-by-side, as shown. Nine each side-by-side will clear through standard 7' doorway.
Packaged 2 per carton.
Shipping Weight: 35.35 lbs. ea., 13.5 cu. ft.
20-1/2"w x 39-3/4"l x 10-3/4"h

\$450.00 in Satin Black

009 FB Dolly Cart

Fits Impilato Series.



Fits Impilato Series.

Specifications Two 4" swivel casters and two 4" rigid casters for easy maneuvering.
Recommended Maximum Load: 20 chairs (two stacks of 10 side-by-side, as shown. Nine each side-by-side will clear through standard 7' doorway.
Packaged 2 per carton.
Shipping Weight: 34.75 lbs.
20-1/2"w x 39-3/4"d x 10-3/4"h

\$460.00 in Satin Black



City of Oklahoma City and
its Trusts

Alpha®/Omega

Features & Options

Leg-on-Leg Stacking Chairs

EFFECTIVE March 1, 2023
MTS Seating
P. 734-847-3875
F. 800-329-0687
www.mtsseating.com

25301

Features identified with a 2- or 3-letter code are options. The code must be specified when ordering. Features without a code are standard features. See specific models to determine which features are options and which are standard on your model.

12-Year Structural Frame Warranty

All Alpha® and Omega Series models are manufactured with the **patented MTS Leg and Seat Reinforcement Bar**. This feature allows us to warranty against frame failure due to broken or fatigued welds **for a full 12 years** from the date of the original MTS invoice. All COMFORTflex® (CF) models have dual leg reinforcement bars.

MTS Leg and Seat Reinforcement Bar Patent #6,174,029



The MTS Leg and Seat Reinforcement Bar is a standard feature on all Alpha® and Omega stack chairs. This **patented design** triangulates the structural connection between the rear legs and the seat board. The angled shape serves as a gusset to bridge between the seat board and rear legs. Completing an all-steel framework around the back of the chair, the bar adds to the overall structural integrity of the chair. The back cushion, mounted inside the frame, is held securely because the bar keeps the legs from twisting and spreading. The bar allows us to offer the 12-year structural frame warranty on all premium stack chairs.

Exposed Back Tabs/ Alpha Series



The backs on all MTS Alpha stack chairs are secured with four (4) screws inserted through four (4) triple-resistance welded steel tabs and screwed into the face of the back wood (not into the end grain) for superior screw-holding power.

Silhouette Style Back/Omega Series



All Omega models feature the "silhouette" style back, an upholstered outer back, designed to fit inside the frame for protection of the fabric edges. The outer backs are attached to the inner backs with nylon automotive style fasteners that not only allow for ease of back replacement, but also assure the backs are on to stay for the life of the chair. The backs on all MTS stack chairs are secured with four (4) screws inserted through four (4) triple-resistance welded steel tabs and screwed into the face of the back wood (not into the end grain) for superior screw-holding power. This silhouette style back presents a clean, finished look with no exposed fasteners.

MTS Nylon Floor Glides



The MTS standard nylon swivel floor glides utilize an exclusive double-tiered, high-strength spring steel clip attachment with eight fingers for maximum holding power. The double-tier configuration provides dual interlocking points of attachment. The protective boot portion of these glides is constructed of clear vinyl with a protective bumper molded into the boot to assist in stacking and provide additional protection to the frame. The base portion of both glides swivels to assist in chair leveling. Standard on all Alpha® and Omega Series stack chairs except COMFORTflex® (CF) package.

MTS Premium Metal Base Glides (MBG)



This optional metal-based, rubber-cushioned glide utilizes the same exclusive double-tiered, high-strength spring steel clip attachment as mentioned above in our standard nylon floor glide. The swivel base portion of the premium metal glide is constructed with a nickel-plated, polished steel base to enhance the ability of the chair to slide on carpet and work equally well on hard surface floors. A shock absorbing rubber cushion is located above the metal base and below the internal double-tiered attachment. This feature greatly increases the life of the double-tier clip attachment by absorbing the shock of glides hitting the floor when unstacking chairs. **Specify MBG, add \$3.75.** Standard on the COMFORTflex® package upgrade; optional on standard Alpha® and Omega models.

Stack Bars (SB)



Designed for situations where chairs are stacked frequently. Stack bars force the chairs to stack squarely which reduces wear and tear on seat upholstery. Standard on all Omega models and Alpha models 500SB, 505SB.

Waterfall Style Seat Seam



Vinyl



Fabric

The double reinforced weltless seam is standard. Box front available. Specify BXF and seat will be mounted in reverse.

Two-inch waterfall seat is standard on Omega and Alpha® stack chairs. A (2-1/4") flat COMFORTweb® waterfall seat is standard on all Premium COMFORT (PC) models. A (2-1/4") box style contoured COMFORTweb® seat with french seam is standard on all COMFORTflex® (CF) models.



City of Oklahoma City and its Trusts

Alpha®/Omega

Features & Options

Leg-on-Leg Stacking Chairs

EFFECTIVE March 1, 2023
MTS Seating
P. 734-847-3875
F. 800-329-0687
www.mtsseating.com

25301

Stack Bar Ganger (GSB)

Patent #
6,749,259



Formed tubular steel stack bar/ganger maintains strength and functional features of stack bar with convenience of a built-in ganger. Available on Omega models including PC & CF models only.

Available on 535, 567, 569, 578, 582, 584, 590, 593, 594 and all Premium Comfort (PC), and Premium COMFORTflex® (CF) models. **Specify GSB, add \$6.00.**

Welded Wire Ganger (WWG)



Constructed of solid 1/4" wire rod welded to chair frame. Available on all Alpha® and Omega series chairs.

Available on models 500, 505, 535, 567, 569, 578, 582, 584, 590, 593, 594 and all Premium Comfort (PC) and COMFORTflex® (CF) and Armchair models (-AR). All AR models gang off the arm. **Specify WWG add \$8.50.**

Retractable Wire Ganger (RLG) gold (RLS) silver (RLB) black




Retractable ganger slides out of sight under the seat when not in use. Held in place with a molded nylon retainer.

Available on 535, 567, 569, 578, 582, 584, 590, 593, 594 and all Premium Comfort (PC) and Premium COMFORTflex® (CF). **Specify RLG, RLS or RLB, add \$12.50.**

Triple Stitched French Seat Seam (FRB)



Vinyl



Fabric

The triple-stitched French seam gives a rich, tailored appearance. A box front is available as an option. Specify BXF and the seat will be mounted in reverse.

Waterfall French seam is optional on all Omega series chairs. COMFORTflex® (CF) series have a contoured box style seat with a triple-stitched French seam as standard features. **Specify FRB, add \$3.75.**

Plywood Seat (PWS) Plywood Back (PWB)

Contact MTS with quantity for quotation.

Armchair Upgrade (AR) Arm Height: 26" Armchair Width: 23"

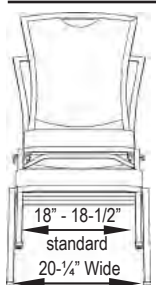


PVC arm cap standard.

Graphite-colored PVC Arm Caps with self-healing skin are standard on armchairs (-AR). The caps are resistant to abrasion and most chemicals. Many Alpha® and Omega stack chairs are available as armchairs. Specify AR as a suffix after the model number, **add \$70.00 to chair price.** Armchair models are available on all models except: 500 and 505. For quotation, contact MTS with armchair requirements. Specify quantity and back style.

Standard: All armchairs are standard with PVC arm cap, a durable, graphite-colored, self-healing material that is resistant to most cleaning chemicals. **Options:** Optional wood arm caps are available on some models: Specify Maple (OMA) or Oak (OOA) armrests. **Add \$25 to AR option (\$95 total).** To specify stain for the armrests, refer to the MTS Finish/Color Selector.

Extra Wide (EW)



Extra wide 20-1/4" overall chair width provides additional sitting comfort.

Available on Standard, Premium Comfort, and COMFORTflex® on models: 567, 569, 578, 582, 584, 594. **Specify EW after model number, add: \$35.00.**



Alpha®/Omega Features & Options

City of Oklahoma City and
its Trusts

Leg-on-Leg Stacking Chairs

EFFECTIVE March 1, 2023
MTS Seating
P. 734-847-3875
F. 800-329-0687
www.mtsseating.com

25301

1

The Industry's Best Frame Finish!

MTS Standard Powdercoat finish is a Thermo-set epoxy hybrid that has been specially formulated with polyester fibers to give the MTS finish elasticity. This protects against cracking, peeling, and chipping. In addition, these finishes stand up to impact, abrasion, and corrosion, unlike wet sprayed epoxy paint or baked enamel finishes. Thirty two (32) standard powdercoat colors are available including Solids, Metallics, Old World, Woodtones, Stonetones and Hammertones. Optional plated finishes include Chrome and Satin Nickel Chrome. Available at an additional charge.

8



The MTS Leg And Seat Reinforcement Bar

This MTS patented design triangulates the structural connection between the rear legs and the seat board. The angled shape serves as a gusset to bridge between the seat board and the rear legs. Strategically placed at the stress point between the rear legs of the chair, and tied into the seat, this new leg/seat reinforcement bar keeps the chair from twisting, helps maintain overall rigidity, and significantly increases the chair's working life. With this feature, the steel frame is backed with a

12-YEAR WARRANTY!

Patent #6,174,029



7

Stacking Bars = Reduced Upholstery Wear

Highly recommended for chairs that are stacked frequently. The bars align the chairs to stack squarely; helps reduce wear and tear on seat upholstery. **Standard on all Omega and Alpha® (with SB) models only.**

9

T-Nuts

MTS uses steel locking T-nut fasteners and machine screws to ensure the seat is securely attached and always aligned perfectly on the frame to assure the long life and functionality of our chairs.

2



Basic Tab Back



Premium Silhouette Back


The backs on all MTS stack chairs are secured with four (4) screws inserted through four (4) triple-resistance welded steel tabs and screwed into the face of the back wood (not into the end grain) for superior screw-holding power. MTS Premium stack chairs feature an upholstered outer back, the silhouette back, designed to fit inside the frame for protection of the fabric edges. The outer backs are attached to the inner backs with nylon automotive style fasteners that not only allow for ease of back replacement, but also ensure the backs are on to stay for the life of the chair.

3

Comfort and Safety are standard with MTS!

Specifically formulated, highly resilient COMFORTbliss® foam is standard and meets flammability requirements of C.T.B. #117-2013.

4



O.S.B. Engineered Seat Wood = Strength & Durability

MTS O.S.B (Oriented Strand Board) engineered seat wood has been tested to exceed performance characteristics of particle board at a lower weight and cost!

- 47% greater screw holding power
- 75% greater resistance to rupture
- 88% increased flexibility without breaking!

Result: Strength and durability that conventional seats and backs cannot match.



Eight "Gusset style" welds = Unparalleled structural integrity

MTS exclusive frame construction utilizes eight gusset-style welds...four on the top of the frame and four more on the bottom...each is a minimum of 1-1/2" long! All eight welds are placed at the corner edge of the tubing, which is the point of highest density and mass for unparalleled strength.

6

Nylon Floor Glides

The MTS Nylon Swivel Floor Glides utilize an exclusive double-tiered spring steel clip attachment. Result: Glides that are on to stay! These glides are constructed with a clear vinyl bumper/boot to assist in stacking and provide protection to the frame finish. Optional premium metal based floor glides available at an additional charge, see page 26.

CONTACT MTS FOR DETAILED SPECIFICATIONS AND TEST RESULTS ON THE INDUSTRY'S BEST-BACKED STACKABLE BANQUET SEATING.



Omega Premium Comfort (PC) Stacking Chair Features

City of Oklahoma City and
its Trusts

Leg-on-Leg Stacking Chairs

EFFECTIVE March 1, 2023
MTS Seating
P. 734-847-3875
F. 800-329-0687
www.mtsseating.com

25301

The Premium Comfort (PC) Package is optional on any Omega model.




The Patented MTS Leg and Seat Reinforcement Bar

This MTS patented design triangulates the structural connection between the rear legs and the seat board. The angled shape serves as a gusset to bridge between the seat board and the rear legs. Strategically placed at the stress point between the rear legs of the chair, and tied into the seat, this leg and seat reinforcement bar keeps the chair from twisting, helps maintain overall rigidity and significantly increases the chair's working life. With this feature, the steel frame is backed with a

12-year warranty.

Patent #6,174,029



Corner-to-corner gusset style welds

MTS exclusive frame construction utilizes eight corner-to-corner, gusset style welds – four on the top and four more on the bottom. Each is a minimum of 1-1/2" long. All eight welds are placed on the corner edge of the tubing, the point of highest density and mass for unparalleled strength.

Nylon Floor Glides

The MTS swivel floor glide utilizes an exclusive double-tiered spring steel clip attachment with eight (8) fingers for maximum holding power. The double-tier configuration provides dual interlocking points of attachment. The protective boot portion of these glides is constructed of clear vinyl with a protective bumper molded into the boot to assist in stacking and provide additional protection to the frame. The swivel base portion of the glide assists in chair leveling.

Contoured Back

Contoured frame with curved plywood forms a bilateral design that combines the comfort of a contoured back with traverse lumbar support. Unlike flat-backed chair designs, the curved chair back provides added support across the lateral muscle groups and results in improved seating comfort.



COMFORTweb® seat.

The MTS support system provides exceptional comfort for extended seating such as banquets and conferences. A luxurious layer of specially formulated COMFORTbliss® foam supported by flexible rubber and polypropylene stretchband material delivers responsive, reliable comfort.

Silhouette Style Back

MTS Premium Comfort stack chairs feature the "silhouette" style back – no exposed fasteners for a clean, finished look.



Lumbar Support

Lumbar support offers improved spinal support which results in reduced back fatigue even during extended seating periods. This non-mechanical design delivers long, trouble-free life even in a heavy service application.

Stack Bars

Stack bars align the chairs to stack squarely, reducing wear and tear on seat upholstery. Standard on all Omega Premium Comfort (PC) stackers.

T-Nuts

MTS uses steel locking T-nut fasteners and machine screws to ensure the seat is securely attached and always aligned perfectly on the frame to assure the long life and functionality of our chairs.



The **MTS COMFORTflex® (CF)** package combines a number of features that make MTS chairs more comfortable for people at long meetings and more durable for banquet applications.

1 COMFORTflex® Hinge

The MTS COMFORTflex® (CF) option utilizes high-tech composite hinge that allows the seat and back to flex in unison. An innovative combination of passive and active ergonomics provides hours of comfortable support.

2 Lumbar support

Lumbar support offers improved spinal support which results in reduced back fatigue even during extended seating periods. This non-mechanical design delivers long, trouble-free life even in a heavy service application.

3 Contoured Back

Contoured frame with curved plywood forms a bilateral design that combines the comfort of a contoured back with traverse lumbar support. The curved chair back provides added support across the lateral muscle groups and results in improved seating comfort. Standard on Premium COMFORTflex® (CF).

4 COMFORTweb® Contoured Seat



Standard on the Premium COMFORTflex® (CF) model. This MTS support system includes a contoured plywood seat. Combined with 2-1/4" specially formulated COMFORTbliss® foam and rubber/polypropylene stretchband support, this seat provides the ultimate in comfort for seating at long meetings, seminars and conferences.

These products are covered by one or more of the following Patents and/or Patent(s) Pending: # 6,471,293; # 6,679,551; # 6,820,934



5 Premium Metal Glides



Standard on the Premium COMFORTflex® (CF) package. This metal-based, rubber-cushioned glide utilizes an exclusive double-tiered, high-strength spring steel clip attachment. The swivel base portion of the premium metal glide is constructed with a nickel-plated, polished steel base to enhance the ability of the chair to slide on carpet. A shock absorbing rubber cushion is located above the metal base and below the internal double-tiered attachment. This feature greatly increases the life of the double-tier clip attachment by absorbing the shock of glides hitting the floor when unstacking chairs.



COMFORTflex® Omega

- MTS patented COMFORTflex® back/seat system
- Contoured plywood back and frame with lumbar support
 - Contoured 2-1/4" COMFORTweb® boxstyle seat
 - Triple-stitched French seam on seat cushion
 - Premium metal-based, rubber-cushioned booted glides



Alpha® & Omega

Features/Options Recap

Leg-on-Leg Stacking Chairs

EFFECTIVE March 1, 2023
 MTS Seating
 P. 734-847-3875
 F. 800-329-0687
 www.mtsseating.com

25301

Feature	Alpha® Stacker	Omega Stacker	Omega Premium Comfort Stacker (PC)	Omega COMFORTflex® Stacker (CF)
The Industry's Best Frame Finish	STD	STD	STD	STD
The MTS Leg & Seat Reinforcement Bar <small>Patent #6,174,029</small>	STD	STD	STD	N/A
Dual Leg Reinforcement Bars	N/A	OPT	OPT	STD
Stacking Bars	OPT*	STD	STD	STD
Corner-to-Corner Gusset Style Welds	STD	STD	STD	STD
Standard Swivel Nylon Floor Glides	STD	STD	STD	N/A
Premium Metal Base Floor Glides	OPT	OPT	OPT	STD
Tab Style Back	STD	N/A	N/A	N/A
Silhouette Style Back	N/A	STD	STD	STD
Contoured Back & Lumbar Support	N/A	OPT	STD	STD
COMFORTflex® Spring Back	N/A	N/A	N/A	STD
COMFORTbliss® Foam	STD	STD	STD	STD
COMFORTweb® Contoured Seat	N/A	OPT	OPT	STD
COMFORTweb® Flat Seat	OPT	OPT	STD	N/A
2" Waterfall Seat	STD	STD	N/A	N/A
2" Contoured Waterfall Seat	N/A	OPT	OPT	OPT
Hand Hold	STD	STD	STD	STD
Triple Stitched French Seam	N/A	OPT	OPT	STD

*Standard on Alpha "SB"

STD = Standard

OPT = Optional

N/A = Not Applicable/Available

For any questions regarding availability of options or special requirements, please contact your local MTS Representative as listed on pages 7-11, or contact an MTS Sales Coordinator at: (734) 847-3875. Please be prepared to advise quantity, model and options/special requirements.



Stacks 10+ high

SigmaStacker®

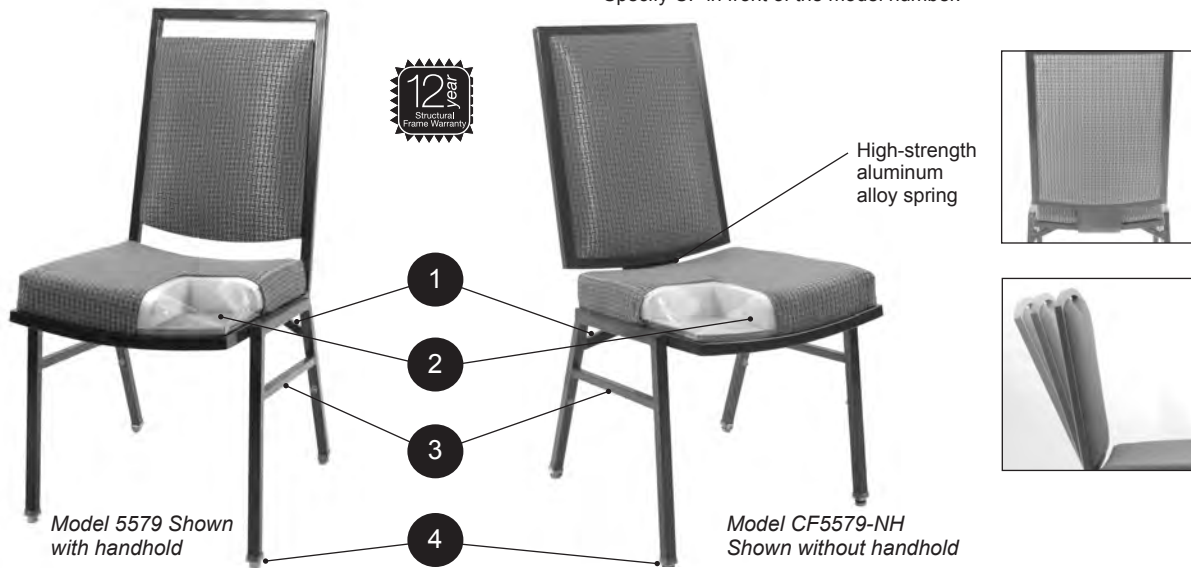
These products are covered by the following
Patents and/or Patent(s) Pending: #6,174029

SigmaStacker The new MTS SigmaStacker features a crisp, clean architectural element that sets them apart from the pack. They offer an upscale, contemporary appearance that's appropriate for any occasion in the most sophisticated venues. See standard features below.



SigmaStacker COMFORTflex®

MTS SigmaStacker COMFORTflex® features a solid contoured seat, flat back, and a high-strength aluminum alloy spring that allows the back to flex as the person seated moves or applies pressure to the back. The combination of ergonomically designed contoured seat wood and foam with the motion of the COMFORTflex® back, provides hours of supportive comfort. Specify CF in front of the model number.



Standard Features

1 The Patented MTS Leg and Seat Reinforcement Bar

This MTS **patented design** triangulates the structural connection between the rear legs and the seat board. The angled shape serves as a gusset to bridge between the seat board and the rear legs. Strategically placed at the stress point between the rear legs of the chair, and tied into the seat, this leg and seat reinforcement bar keeps the chair from twisting, helps maintain overall rigidity and significantly increases the chair's working life standard.

2 Unique Contoured Seat

SigmaStacker series feature a specially designed solid contoured seat with 2-1/4" of luxurious COMFORTbliss® foam with triple stitched french seams. A flat style silhouette back is standard.

3 Stack Bars

The bars align the chairs to stack squarely, reducing wear and tear on seat upholstery. Standard on all SigmaStacker series.

4 Standard Floor Glides

The MTS swivel floor glide utilizes an exclusive double tiered spring steel clip attachment with eight (8) fingers for maximum holding power. The double-tier configuration provides dual interlocking points of attachment. The protective boot portion of these glides is constructed of clear vinyl with a protective bumper molded into the boot to assist in stacking and provide additional protection to the frame. The swivel base portion of the glide assists in chair leveling.

Optional Features

Contoured COMFORTweb® Seat

Interwoven flexible polypropylene and rubber stretchbands support a luxurious layer of 2-1/4" specially formulated COMFORTbliss® foam that provides exceptional comfort for extended seating at banquet events, meetings and conferences. Box style seat standard.



Optional Premium Metal Base Glides

This optional metal-based, rubber-cushioned glide utilizes the same exclusive double-tiered, high-strength spring steel clip attachment as our standard nylon floor glide. The swivel base portion of the premium metal glide is constructed with a nickel-plated, polished steel base to enhance the ability of the chair to slide on carpet and work equally well on hard surface floors. A shock absorbing rubber cushion is located above the metal base and below the internal double-tiered attachment. Standard on COMFORTflex models





The ProBax® Option



ProBax®
Advanced Seating Technology

The ProBax® Option

ProBax® technology provides increased comfort along with medical and health benefits. ProBax® has been shown to reduce the spinal disc pressure and muscle fatigue which often leads to excessive back pain. Anyone attending a meeting or conference can now enjoy more comfortable seating and remain more alert as a result!

The ProBax® system is medically proven to improve blood and oxygen flow. This results in less fatigue and more attentiveness for the seated patron attending a banquet, conference, or convention.

- Enhanced Comfort
- Improved Blood Flow
- Reduced Muscle Fatigue
- Reduced Lower-Back Pain
- Improved Postural Position
- Improved Attention Span



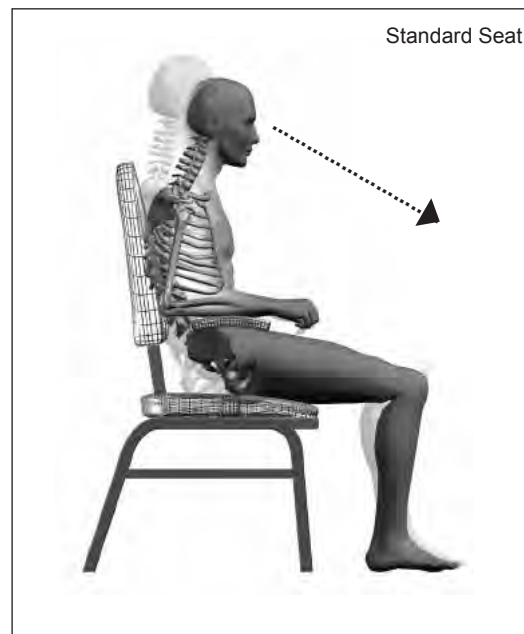
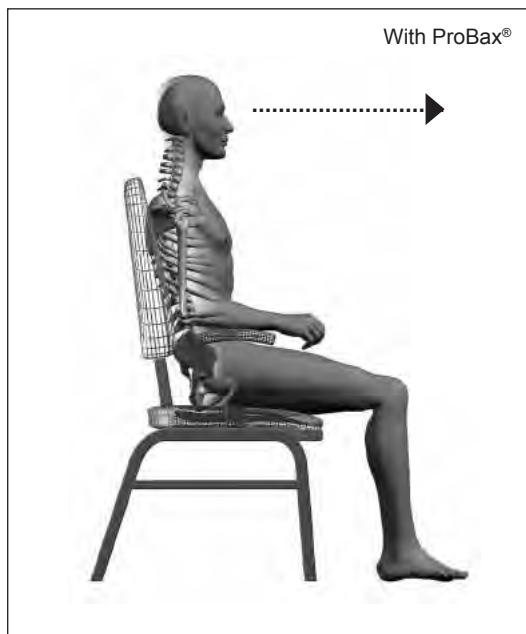
Add: \$17.50

Currently available on the following series: Bolero, Catalyst, Comfortcurve® élan, Como, élan, DinePlus20, Dine Focus, High Density Stackers, Impilato, Inicio, Kay Lang, Zevo, Kilo, Mendola, Omega, Piper Chair, Poize, Salon, Salvo, SigmaStacker, Vario Allday, and Vio. Can be applied to standard or COMFORTweb® seats. Contact your MTS Representative or Sales Coordinator to inquire on additional models.

The ProBax Effect

The Problem: Traditional seats allow the pelvis to rotate backwards forcing the spine into a “C” shaped kyphotic curve, resulting in slumped posture, increased muscle fatigue, reduced blood and oxygen flow, and discomfort. The eye line is compromised and spatial awareness is reduced.

The Solution: ProBax® technology subtly supports and tilts the pelvis, allowing the spine to adopt its natural “S” shaped lordotic curve. The improved postural position eliminates the negative effects of slumped posture, bringing significant comfort and health benefits.



THE BEST SEAT IN THE HOUSE...MADE EVEN BETTER!



Alpha® & Omega

Specification by Model Number

Leg-on-Leg Stacking Chairs

EFFECTIVE March 1, 2023
MTS Seating
P. 734-847-3875
F. 800-329-0687
www.mtsseating.com

25301

Alpha Stackers

Model	Dimensions	COM	Shipping WT.	# per Carton	Freight Class	Cu. Area	Actual Weight	Recycled Content
500	18"w x 22"d x 34"h	.65 yards	16.50 lbs.	5	125	13.50 cu.ft.	12.25	35.76%
500SB	18"w x 22"d x 34"h	.65 yards	16.50 lbs.	4	125	13.50 cu.ft.	13.50	34.00%
500SB-CH	18"w x 22"d x 34"h	.65 yards	16.50 lbs.	4	125	13.50 cu.ft.	13.75	31.85%
500-CH	18"w x 22"d x 34"h	.65 yards	16.50 lbs.	5	125	13.50 cu.ft.	12.50	36.72%
505	18"w x 22"d x 34 1/2"h	.70 yards	16.50 lbs.	5	125	13.50 cu.ft.	13.00	38.04%
505SB	18"w x 22"d x 34 1/2"h	.70 yards	16.50 lbs.	4	125	13.50 cu.ft.	14.25	36.67%

Omega I Stackers

Model	Dimensions	COM	Shipping WT.	# per Carton	Freight Class	Cu. Area	Actual Weight	Recycled Content
567	18"w x 22 1/2"d x 36 1/2"h	.85 yards	17.25 lbs.	4	125	13.50 cu.ft.	15.00	17.97%
567-BT	18"w x 22 1/2"d x 36 1/2"h	.90 yards	17.75 lbs.	4	125	13.50 cu.ft.	15.25	17.67%
567-EW	20 1/4"w x 22 1/2"d x 36 1/2"h	1.0 yards	19.00 lbs.	4	125	16.75 cu.ft.	17.00	18.87%
PC567	18"w x 23"d x 36 1/2"h	.85 yards	17.75 lbs.	4	125	13.50 cu.ft.	15.25	30.79%
PC567-EW	20 1/4"w x 23"d x 36 1/2"h	1.0 yards	19.75 lbs.	4	125	16.75 cu.ft.	17.75	32.33%
CF567	18 1/2"w x 22 3/4"d x 37 1/2"h	.85 yards	21.75 lbs.	4	125	16.75 cu.ft.	19.75	19.85%
CF567-EW	20 1/2"w x 22 3/4"d x 37 1/2"h	1.05 yards	23.25 lbs.	4	125	17.25 cu.ft.	21.25	20.84%
567-AR*	23"w x 22 1/2"d x 36 1/2"h	.85 yards	21.25 lbs.	4	125	17.25 cu.ft.	18.50	17.78%
PC567-AR*	23"w x 23"d x 36 1/2"h	.85 yards	21.50 lbs.	4	125	17.25 cu.ft.	18.75	28.21%
569	18"w x 22 1/2"d x 36 1/2"h	.85 yards	17.00 lbs.	4	125	13.5 cu.ft.	14.00	19.00%
569-EW	20 1/4"w x 22 1/2"d x 36 1/2"h	1.0 yards	18.00 lbs.	4	125	16.75 cu ft.	16.00	19.95%
569-BT	18"w x 22 1/2"d x 36 1/2"h	.90 yards	17.25 lbs.	4	125	13.50 cu.ft.	14.25	18.67%
PC569	18"w x 23"d x 36 1/2"h	.85 yards	17.25 lbs.	4	125	13.50 cu.ft.	14.25	32.70%
PC569-EW	20 1/4"w x 23"d x 36 1/2"h	1.0 yards	18.25 lbs.	4	125	16.75 cu ft.	16.25	34.33%
CF569	18 1/2"w x 22 3/4"d x 37 1/2"h	.85 yards	21.00 lbs.	4	125	16.75 cu.ft.	18.75	20.91%
CF569-EW	20 1/2"w x 22 3/4"d x 37-1/2"h	1.05 yards	22.25 lbs.	4	125	17.25 cu.ft.	20.25	21.95%
569-AR*	23"w x 22 1/2"d x 36 1/2"h	.85 yards	21.00 lbs.	4	125	17.25 cu.ft.	17.50	18.60%
PC569-AR*	23"w x 23"d x 36 1/2"h	.85 yards	21.25 lbs.	4	125	17.25 cu.ft.	17.75	29.61%
584	18"w x 22 1/2"d x 38"h	.85 yards	17.75 lbs.	4	125	13.75 cu.ft.	15.25	18.82%
584-EW	20 1/4"w x 22 1/2" x 38"h	1.0 yards	19.25 lbs.	4	125	17.25 cu ft.	17.25	19.76%
PC584	18"w x 23"d x 38"h	.85 yards	18.25 lbs.	4	125	13.75 cu.ft.	15.75	30.92%
PC584-EW	20 1/4"w x 23"d x 38"h	1.0 yards	19.25 lbs.	4	125	17.25 cu ft.	17.25	32.47%
CF584	18 1/2"w x 22 3/4"d x 38 3/4"h	.85 yards	22.25 lbs.	4	125	16.75 cu.ft.	20.00	19.95%
CF584-EW	20 1/2"w x 22 3/4"d x 38 3/4"h	1.05 yards	23.50 lbs.	4	125	17.25 cu ft.	21.50	20.94%
594	18"w x 23"d x 36 3/4"h	.85 yards	18.50 lbs.	4	125	13.75 cu.ft.	15.50	17.61%
594-EW	20 1/4"w x 23"d x 36 3/4"h	1.0 yards	19.50 lbs.	4	125	16.75 cu. ft	17.50	18.49%
594-CHI	18"w x 23"d x 36 3/4"h	.85 yards	18.75 lbs.	4	125	13.75 cu.ft.	15.75	17.33%
594-BT	18"w x 23"d x 36 3/4"h	.90 yards	18.75 lbs.	4	125	13.75 cu.ft.	15.75	17.33%
PC594	18"w x 23 1/2"d x 36 3/4"h	.85 yards	18.75 lbs.	4	125	13.75 cu.ft.	15.75	30.03%
PC594-EW	20 1/4"w x 23 1/2"d x 36 3/4"h	1.0 yards	19.25 lbs.	4	125	16.75 cu. ft	17.25	31.53%
PC594-CHI	18"w x 23 1/2"d x 36 3/4"h	.85 yards	19.00 lbs.	4	125	13.75 cu.ft.	16.00	29.56%
CF594	18 1/2"w x 23 1/4"d x 38"h	.85 yards	22.50 lbs.	4	125	16.75 cu.ft.	19.50	20.46%
CF594-EW	20 1/2"w x 23 1/4"d x 38"h	1.05 yards	23.00 lbs.	4	125	17.25 cu. ft	21.00	21.48%
594-AR	23"w x 23"d x 36 3/4"h	.85 yards	22.00 lbs.	4	125	17.25 cu.ft.	19.00	17.50%
PC594-AR	23"w x 23 1/2"d x 36 3/4"h	.85 yards	22.50 lbs.	4	125	17.25 cu.ft.	19.25	27.66%

Omega II Stackers

Model	Dimensions	COM	Shipping WT.	# per Carton	Freight Class	Cu. Area	Actual Weight	Recycled Content
535	18"w x 21 1/2"d x 34"h	.85 yards	17.25 lbs.	4	125	13.50 cu.ft.	14.00	21.25%
535-BT	18"w x 21 1/2"d x 34"h	.90 yards	17.50 lbs.	4	125	13.5 0cu.ft.	14.25	20.88%
PC535	18"w x 22"d x 34"h	.85 yards	17.50 lbs.	4	125	13.50 cu.ft.	14.25	34.91%
CF535	18 1/2"w x 21 3/4"d x 35"h	.85 yards	21.25 lbs.	4	125	16.75 cu.ft.	18.75	21.47%
535-AR*	23"w x 21 1/2"d x 34"h	.85 yards	20.75 lbs.	4	125	17.25 cu.ft.	17.50	20.40%
PC535-AR*	23"w x 22"d x 34"h	.85 yards	21.25 lbs.	4	125	17.25 cu.ft.	17.75	31.38%
578	18"w x 22 1/2"d x 36 1/2"h	.85 yards	17.25 lbs.	4	125	13.50 cu. ft.	15.50	18.52%
578-CH	18"w x 22 1/2"d x 36 1/2"h	.90 yards	17.75 lbs.	4	125	13.50 cu.ft.	15.75	18.22%
PC578	18"w x 23"d x 36 1/2"h	.85 yards	17.75 lbs.	4	125	13.50 cu. ft.	15.75	30.92%
CF578	18 1/2"w x 22 3/4"d x 36 1/2"h	.85 yards	21.75 lbs.	4	125	16.75 cu. ft.	19.50	20.64%
578-AR	23"w x 22 1/2"d x 36 1/2"h	.85 yards	22.50 lbs.	4	125	17.25 cu. ft.	19.00	18.24%
582	18"w x 22 1/2"d x 36 1/2"h	.85 yards	17.25 lbs.	4	125	15.50 cu.ft.	15.50	16.88%

This list includes all the Alpha and Omega models with information pertinent to shipping. Please note all dimensions and shipping weights are nominal. Shipping weights will vary slightly with application of various options.

***Arm Height is 26"**

TABLE OF CONTENTS

0204

Parquet & Convention Seating
Restaurant Seating

Guest Room & Public Space Seating

Tables & Folding Products



Alpha® & Omega

Specification by Model Number

Leg-on-Leg Stacking Chairs

EFFECTIVE March 1, 2023
 MTS Seating
 P. 734-847-3875
 F. 800-329-0687
 www.mtsseating.com

25301

Omega II Stackers continued

Model	Dimensions	COM	Shipping WT.	# per Carton	Freight Class	Cu. Area	Actual Weight	Recycled Content
582-EW	20 1/4"w x 22 1/2"d x 36 1/2"h	1.0 yards	21.00 lbs.	4	125	16.75 cu.ft.	19.00	17.72%
PC582	18"w x 23"d x 36 1/2"h	.85 yards	18.75 lbs.	4	125	13.75 cu.ft.	17.25	28.23%
PC582-EW	20 1/4"w x 22 1/2"d x 36 1/2"h	1.0 yards	21.25 lbs.	4	125	16.75 cu.ft.	19.25	29.64%
CF582	18 1/2" w x 22 3/4"d x 37 1/4"h	.85 yards	23.00 lbs.	4	125	16.75 cu.ft.	20.00	20.13%
CF582-EW	20 1/2"w x 22 3/4"d x 37 1/4"h	1.05 yards	23.50 lbs.	4	125	17.25 cu.ft.	21.50	21.13%
582-AR*	23"w x 22 1/2"d x 36 1/2"h	.85 yards	22.50 lbs.	4	125	17.25 cu.ft.	20.50	16.90%
PC582-AR*	23"w x 23"d x 36 1/2"h	.85 yards	23.00 lbs.	4	125	17.25 cu.ft.	20.75	26.34%
590	18"w x 22 1/2"d x 35"h	.85 yards	18.00 lbs.	4	125	13.50 cu.ft.	14.00	21.75%
590-BT	18"w x 22 1/2"d x 35"h	.90 yards	18.25 lbs.	4	125	13.50 cu.ft.	14.25	21.37%
PC590	18"w x 23"d x 35"h	.85 yards	17.50 lbs.	4	125	13.50 cu.ft.	14.25	35.40%
CF590	18 1/2"w x 22 3/4"d x 35 1/2"h	.85 yards	22.00 lbs.	4	125	16.75 cu.ft.	18.25	22.25%
590-AR*	23"w x 22 1/2"d x 35"h	.85 yards	22.00 lbs.	4	125	17.25 cu.ft.	17.50	20.80%
PC590-AR*	23"w x 23"d x 35"h	.85 yards	22.00 lbs.	4	125	17.25 cu.ft.	17.50	32.23%
593	18"w x 22 1/2"d x 37 3/4"h	.85 yards	17.25 lbs.	4	125	13.75 cu.ft.	15.00	19.37%
PC593	18"w x 23"d x 37 3/4"h	.85 yards	17.50 lbs.	4	125	13.75 cu.ft.	15.25	32.16%
CF593	18 1/2"w x 22 3/4"d x 38 1/4"h	.85 yards	21.75 lbs.	4	125	16.75 cu.ft.	19.50	20.46%
593-AR*	23"w x 22 1/2"d x 37 3/4"h	.85 yards	21.25 lbs.	4	125	17.25 cu.ft.	18.50	18.92%
PC593-AR*	23"w x 23"d x 37 3/4"h	.85 yards	21.75 lbs.	4	125	17.25 cu.ft.	18.75	29.33%

This list includes all the Alpha and Omega models with information pertinent to shipping. Please note all dimensions and shipping weights are nominal. Shipping weights will vary slightly with application of various options.

***Arm Height is 26"**

SigmaStacker® Series

Model	Dimensions	COM	Shipping WT.	# per Carton	Freight Class	Cu. Area	Actual Weight	Recycled Content
5579	18"w x 24"d x 35"h	.85 yards	22.0 lbs.	4	175	13.75 cu.ft.	18.8	18.99%
CF5579	18"w x 23-1/4"d x 35 1/4"h	.85 yards	25.0 lbs.	4	175	13.75 cu.ft.	20.5	18.33%
5579-VH	18"w x 24"d x 35"h	.85 yards	22.0 lbs.	4	175	13.75 cu.ft.	19.0	18.79%
CF5579-VH	18"w x 23-1/4"d x 35 1/4"h	.85 yards	25.0 lbs.	4	175	13.75 cu.ft.	20.75	18.18%
5579-NH	18"w x 24"d x 35"h	.85 yards	22.0 lbs.	4	175	13.75 cu.ft.	19.3	18.5%
CF5579-NH	18"w x 23 1/4"d x 35 1/4"h	.85 yards	25.0 lbs.	4	175	13.75 cu.ft.	21.0	17.94%



City of Oklahoma City and its Trusts
Premium Banquet Stacking Chairs
Leg-on-Leg Stacking Chairs

EFFECTIVE March 1, 2023
MTS Seating
P. 734-847-3875
F. 800-329-0687
www.mtsseating.com

25301

Omega I & II | Stacks up to 10+ high

These products are covered by the following
Patents and/or Patent(s) Pending:
Patent # 6,174,029; # 6,749,259.

Omega I

567



PC567
CF567
567-AR
PC567-AR

569



PC569
CF569
569-AR
PC569-AR

584



584-CHI
PC584
CF584
584-AR
PC584-AR
PC-584-CHI
CF-584-CHI

594



594-CHI
PC594
PC594-CHI
CF594
594-AR
PC594-AR
CF594-CHI

Omega II

535



PC535
CF535
535-AR
PC535-AR

578



578-CH
PC578
CF578
578-AR
PC578-AR
PC-578-CH
CF578-CH

582



582-CH
PC582
CF582
582-AR
PC582-AR
PC-582-CH
CF-582-CH

590



PC590
CF590
590-AR
PC590-AR

593



593-CH
PC593
PC593-CH
CF593
593-AR
PC593-AR
CF-593-CH

Model number with prefixes or suffixes indicate optional upgrades.

Omega I Standard Pricing: 567, 569, 584, 594

Quantity	COM/ Gr.4	Gr.5	Gr.6	Gr.7	Gr.8	Gr.9	Gr.10
1-23	230.00	238.50	249.55	256.35	261.45	266.55	278.45
24-99	220.00	228.50	239.55	246.35	251.45	256.55	268.45
100-399	215.00	223.50	234.55	241.35	246.45	251.55	263.45
400+	212.50	221.00	232.05	238.85	243.95	249.05	260.95

Omega II Standard Pricing: 535, 578, 582, 590, 593

Quantity	COM/ Gr.4	Gr.5	Gr.6	Gr.7	Gr.8	Gr.9	Gr.10
1-23	275.75	284.25	295.30	302.10	307.20	312.30	324.20
24-99	265.75	274.25	285.30	292.10	297.20	302.30	314.20
100-399	260.75	269.25	280.30	287.10	292.20	297.30	309.20
400+	258.25	266.75	277.80	284.60	289.70	294.80	306.70

For Pricing on Grades 11-24, see page 18. For Weight, dimension and COM requirements, see pages 32-33

Please see the following page for chair features and options.

HG



City of Oklahoma City and
its Trusts

Banquet Stacking Chairs

Leg-on-Leg Stacking Chairs

EFFECTIVE March 1, 2023
MTS Seating
P. 734-847-3875
F. 800-329-0687
www.mtsseating.com

25301

Omega I & II | Options



(CF)

Premium COMFORTflex
Specify (CF),
add: \$130.00.



Fan Channel Back

Inner: specify (CHI) to
model numbers; 584,
594 only, add: \$8.00.
Straight channel specify
(CH) to model numbers;
578, 582, 593 only, add:
\$8.00.



(PC)

Premium Comfort
Specify (PC),
add: \$30.00.



Button Tufted

Add (BT) to
model number
and add \$35.00.
Upholstered (UPB).



COMFORTweb® Flat Seat

Specify (CWS),
add: \$12.50.
Standard on "PC"



Premium Metal Base Glide

Specify, (MBG),
add: \$3.75.
Standard on "CF"



COMFORTweb® Contoured Seat

Specify (CCS),
add: \$17.50. For PC
version, add: \$6.50.
Standard on "CF"



Welded Wire Ganger

Specify (WWG),
add: \$8.50.



Solid Contoured Seat

Specify (SCS),
add: \$9.00.



Retractable Ganger

Specify (RLG) Gold,
(RLS) Silver, (RLB)
Black. Add: \$12.50.



Triple Stitched French Seam

Specify (FRB),
add: \$3.75.
Standard on "CF"



Stack Bar Ganger

Specify (GSB),
add: \$6.00.



Contoured Lumbar Back

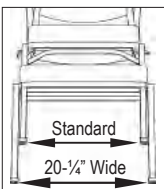
Specify (CLB),
add: \$14.50.
Standard on
"PC" & "CF"



Arm Option

Specify (AR) after model
number. Add \$70.00. PVC arm
cap standard. For Wood arm
cap, specify (OMA) Maple, or
(OOA) Oak, add \$25.00 to AR
option (\$95.00 total).

Arm Height: 26"
Armchair Width: 23"



Extra Wide 20-1/4"
Frame: Specify (EW)
after model number.
Add \$35.00. See page
25 for available chair
models.



PROBAX® OPTION

SPECIFY (PRO),
ADD: \$17.50.
REFER TO PAGE 31.

These products are covered by one or more of the following
Patents and/or Patent(s) Pending: Patent # 6,574,029;
6,471,293; #6,679,551; #6,749,259; #6,820,934; #D455,031;
#D454,736; #D454,271; #D461,078; #D454,452; #D456,190;
#D457,022; #D396,366

Standard Features for Omega I & II

- Leg/Seat Reinforcement Bar
- Stack Bars
- Silhouette Style Back
- 2-1/2" Waterfall Seat with COMFORTbliss® foam
- 12-Year Structural Frame Warranty
- MTS Standard Powdercoat Finishes (excluding VelvTouch)
- Hand Hold
- Nylon Floor Glides with protective boot and stacking bumper

MTS Leg and Seat Reinforcement

Bar triangulates the structural connection between the rear legs and the seat board to maintain structural integrity and is backed by a 12-Year frame warranty. Patent #6,174,029



Finish Options:

Plated Finishes: 50 Piece minimum.
Less than minimum 1-23: add \$15.00 to optional plated price. 24-49: add \$7.50 to optional plated price.

Chrome (C1)

Premium/PC \$27.75 **CF** \$32.25

Satin Nickel Chrome (SNC)

Premium/PC \$55.25 **CF** \$63.25



City of Oklahoma City and
its Trusts

Premium Banquet Stacking Chairs

Leg-on-Leg Stacking Chairs

EFFECTIVE March 1, 2023
MTS Seating
P. 734-847-3875
F. 800-329-0687
www.mtsseating.com

25301

SigmaStacker® | Stacks up to 10+ high

These products are covered by the following Patents and/or Patent(s) Pending: 6,174,029, D650,196S; D629,629S; D629,223S; D624,327S

5579



Quantity	COM/ Gr.4	Gr.5	Gr.6	Gr.7	Gr.8	Gr.9	Gr.10
1-23	384.00	392.50	403.55	410.35	415.45	420.55	432.45
24-99	374.00	382.50	393.55	400.35	405.45	410.55	422.45
100-399	369.00	377.50	388.55	395.35	400.45	405.55	417.45
400+	366.50	375.00	386.05	392.85	397.95	403.05	414.95

Specification

See page 33 for weight, dimensions and COM requirements.
See page 15 for COM ordering guidelines.
See page 18 for pricing on Grade 11-24.

Other

Model numbers with suffixes indicate optional upgrades: (see below)
5579-NH
5579-VH

CF5579



Quantity	COM/ Gr.4	Gr.5	Gr.6	Gr.7	Gr.8	Gr.9	Gr.10
1-23	432.50	441.00	452.05	458.85	463.95	469.05	480.95
24-99	422.50	431.00	442.05	448.85	453.95	459.05	470.95
100-399	417.50	426.00	437.05	443.85	448.95	454.05	465.95
400+	415.00	423.50	434.55	441.35	446.45	451.55	463.45

Specification

See page 33 for weight, dimensions and COM requirements.
See page 15 for COM ordering guidelines.
See page 18 for pricing on Grade 11-24.

Other

Model numbers with suffixes indicate optional upgrades: (see below)
CF5579-NH
CF5579-VH

Standard Features

SigmaStacker COMFORTflex® (CF)

MTS SigmaStacker COMFORTflex® stackers feature a solid contoured seat, flat back, and a high-strength aluminum alloy spring that allows the back to flex as the person seated moves or applies pressure to the back. The combination of ergonomically designed contoured seat wood and foam with the motion of the COMFORTflex® back provides hours of supportive comfort. **Specify CF in front of the model number.**

*The SigmaStacker COMFORTflex® spring is powdercoated to match the powdercoat frame finish. For plated finish on frame, contact MTS to coordinate the powdercoated spring with the plated frame finish



MTS Leg and Seat Reinforcement Bar

The **MTS Leg and Seat Reinforcement Bar** triangulates the structural connection between the rear legs and the seat board to maintain structural integrity and is backed by a 12-Year frame warranty. Patent #6,174,029



Other

- Leg/Seat Reinforcement Bar
- Stack Bars
- Silhouette Style Back
- Solid Contoured Seat
- Triple Stitched French Seam
- 12-Year Structural Frame Warranty
- MTS Powdercoat Finishes (excluding VelveTouch)
- Hand Hold
- Nylon Floor Glides with protective boot and stacking bumper
- Matching Powdercoat Spring on CF models*



Optional Upgrades

For detailed information on options, refer to pages 30.



COMFORTweb® Contoured Seat
Specify (CCS), add: \$17.50.



Welded Wire Ganger
Specify (WWG), add: \$8.50.



Retractable Ganger
Specify (RLG) Gold, (RLS) Silver, (RLB) Black. Add: \$12.50.



Premium Metal Base Glide
Specify, (MBG), add: \$3.75.
Standard on COMFORTflex models.



ProBax® Option
Specify, (PRO), add: \$17.50.
Refer to page 31.

VH Option



Add \$5.00

NH Option



No Hand Hold, add \$7.50

Finish Options

	Standard Chair	SigmaStacker COMFORTfile® (CF)
Chrome (C1):	35.00	40.00
Satin Nickel Chrome (SNC)	75.00	75.00


Plated Finishes: 50 Piece minimum.
Less than minimum 1-23: add \$15.00 to optional plated price.
24-49: add \$7.50 to optional plated price.




Impilato | Stacks up to 12 high In less than 6 ft.
Designed by Tolleson Saul Design

These products are covered by the following Patents and/or
Patent(s) Pending: 6,088,877, D629,630, D635,790.


12-SIX-U Impilato with Upholstered Back

									Specification	Other
	Quantity	COM/ Gr.4	Gr.5	Gr.6	Gr.7	Gr.8	Gr.9	Gr.10	18-3/4"w x 23-1/4"d x 32-1/4"h COM: .85 Yards Actual Wgt: 14.5 lbs. ea. Shipping Wgt: 16.25 lbs. ea. Freight Class: 175 5 per carton, 15.75 cu. ft. Recycled Content: 31.66%	
	1-23	300.00	308.50	319.55	326.35	331.45	336.55	348.45		
	24-99	290.00	298.50	309.55	316.35	321.45	326.55	338.45		
	100-399	285.00	293.50	304.55	311.35	316.45	321.55	333.45		
	400+	282.50	291.00	302.05	308.85	313.95	319.05	330.95		


12-SIX-UT Impilato with Upholstered Back and Hand Hold

									Specification	Other
	Quantity	COM/ Gr.4	Gr.5	Gr.6	Gr.7	Gr.8	Gr.9	Gr.10	18-3/4"w x 23-3/4"d x 32-1/2"h COM: .85 Yards Actual Wgt: 14.7 lbs. ea. Shipping Wgt: 16.5 lbs. ea. Freight Class: 175 5 per carton, 15.75 cu. ft. Recycled Content: 31.46%	
	1-23	300.00	308.50	319.55	326.35	331.45	336.55	348.45		
	24-99	290.00	298.50	309.55	316.35	321.45	326.55	338.45		
	100-399	285.00	293.50	304.55	311.35	316.45	321.55	333.45		
	400+	282.50	291.00	302.05	308.85	313.95	319.05	330.95		


12-SIX-M Impilato with Aluminum Back (back same color as frame)

									Specification	Other
	Quantity	COM/ Gr.4	Gr.5	Gr.6	Gr.7	Gr.8	Gr.9	Gr.10	18-3/4"w x 23"d x 32-1/4"h COM: .45 Yards Actual Wgt: 13.4 lbs. ea. Shipping Wgt: 15.25 lbs. ea. Freight Class: 175 5 per carton, 15.75 cu. ft. Recycled Content: 34.25%	Optional Two-Tone, decorative aluminum back, specify TPB: add \$20.00. Available in all MTS powdercoat and brushed aluminum finishes from the MTS Burgess Collection.
	1-23	353.50	358.00	363.85	367.45	370.15	372.85	379.15		
	24-99	343.50	348.00	353.85	357.45	360.15	362.85	369.15		
	100-399	338.50	343.00	348.85	352.45	355.15	357.85	364.15		
	400+	336.00	340.50	346.35	349.95	352.65	355.35	361.65		

12-SIX-W Impilato with Wood Back

									Specification	Other
	Quantity	COM/ Gr.4	Gr.5	Gr.6	Gr.7	Gr.8	Gr.9	Gr.10	18-3/4"w x 23"d x 32"h COM: .45 Yards Actual Wgt: 12.9 lbs. ea. Shipping Wgt: 14.75 lbs. ea. Freight Class: 175 5 per carton, 15.75 cu. ft. Recycled Content: 35.58%	Maple Ply back, specify stain. Refer to Finish/Color selector
	1-23	323.50	328.00	333.85	337.45	340.15	342.85	349.15		
	24-99	313.50	318.00	323.85	327.45	330.15	332.85	339.15		
	100-399	308.50	313.00	318.85	322.45	325.15	327.85	334.15		
	400+	306.00	310.50	316.35	319.95	322.65	325.35	331.65		

12-SIX-WHH Impilato with Wood Back and Hand Hold

									Specification	Other
	Quantity	COM/ Gr.4	Gr.5	Gr.6	Gr.7	Gr.8	Gr.9	Gr.10	18-3/4"w x 23"d x 32"h COM: .45 Yards Actual Wgt: 12.9 lbs. ea. Shipping Wgt: 14.75 lbs. ea. Freight Class: 175 5 per carton, 15.75 cu. ft. Recycled Content: 35.58%	Maple Ply back, specify stain. Refer to Finish/Color selector
	1-23	323.50	328.00	333.85	337.45	340.15	342.85	349.15		
	24-99	313.50	318.00	323.85	327.45	330.15	332.85	339.15		
	100-399	308.50	313.00	318.85	322.45	325.15	327.85	334.15		
	400+	306.00	310.50	316.35	319.95	322.65	325.35	331.65		

Standard Features

Standard Powdercoat Colors:

Refer to Finish/Color Selector.
Note: VelveTouch Finish is not available on Stackable Seating.

Other:



COMFORTweb® seat provides exceptional comfort for extended seating. A luxurious layer of COMFORTbliss® foam supported by alternating flexible rubberized polypropylene stretchband material delivers responsive, reliable comfort.

Other:

- Silhouette Style Back; no exposed fasteners on models 12-SIX-U and 12-SIX-UT.
- Nylon floor glides with protective boot and stacking bumper.



Options



Retractable Wire Ganger
Specify (RLG) Gold,
(RLS) Silver, (RLB) Black.
Add: \$12.50.



Premium Metal Base Glide.
Specify, (MBG),
add: \$3.75.



ProBax®
ProBax® Option
Specify (PRO),
add: \$17.50.
Refer to page 31.



Maple Ply Seat
Specify MPS
Add: \$45.00
Refer to Color/Finish
selector for stain.


Finish Options

Optional Plated Finishes: (50 piece minimum)
Chrome (C1):
Chairs: add: \$35.00 Satin Nickel Chrome (SNC)
Chairs: add: \$55.25 Less than minimum:
1-23: add \$15.00 to Optional Plated Price.
24-49: add \$7.50 to Optional Plated Price.



Nestor Chair | Nests up to 5 high

WL30-960 Wood Leg Nesting Side Chair

	Quantity	COM/ Gr.4	Gr.5	Gr.6	Gr.7	Gr.8	Gr.9	Gr.10	Specification	Other
	1-23	747.50	760.00	776.25	786.25	793.75	801.25	818.75	22"w x 23-1/2"d x 32-1/4"h COM: 1.25 Yards Actual Wgt: 22 lbs. ea. Shipping Wgt: 27 lbs. ea. Freight Class: 250 2 per carton, 16.37 cu. ft.	
	24-99	737.50	750.00	766.25	776.25	783.75	791.25	808.75		
	100-399	732.50	745.00	761.25	771.25	778.75	786.25	803.75		
	400+	730.00	742.50	758.75	768.75	776.25	783.75	801.25		

Standard Features

Standard Powdercoat Colors:


Any standard MTS powdercoat color excluding VelveTouch.

Standard veneer shell and/or wood legs in maple. Refer to Finish/Color Selector for stain finishes and page 17 for premier stain upcharge.

Other:

- Silhouette Style Back; no exposed fasteners.
- Durable Nylon Nail Glide

MTS COMFORTweb®



COMFORTweb® seat provides exceptional comfort for extended seating. A luxurious layer of COMFORTbliss® foam supported by alternating flexible rubberized polypropylene stretchband material delivers responsive, reliable comfort.



Options



Premium Metal Base Glide.
Specify, (MBG),
add: \$3.75.



ProBax®
Advanced Seating Technology
ProBax® Option
Specify (PRO),
add: \$17.50.
Refer to page 31.

Textile Options:

- For pricing on grades 11-24, refer to the Upholstery Grading Chart on page 18.
- For textile selections, grades 4-10, refer to the Finish/Color Selector.
- COM (Customer's Own Material refer to page 15.

MTS does not recommend Vinyl, Silk, Velvet, or Chenille on seats.



Integrated Hand Hold, specify IHH,
add: \$15.00.

Finish Options

Optional Plated Finishes: (50 piece minimum)

Chrome, specify (C1), add: \$50.00.
Satin Nickel Chrome, specify (SNC),
add: \$50.00.

Less than minimum:

1-23, add: \$15.00.
24-49, add: \$7.50.



High Density Stack Chairs | Stacks up to 16+ high. CF models up to 12 high.

Models shown with optional convention welded ganger.

6515-HD



CF6515-HD
6515-HD-UL
CF6515-HD-UL

6572-HD



CF6572-HD
6572-HD-UL
CF6572-HD-UL

6588-HD



CF6588-HD
6588-HD-UL
CF6588-HD-UL

6578-HD



CF6578-HD
6578-HD-UL
CF6578-HD-UL

6582-HD



CF6582-HD
6582-HD-UL
CF6582-HD-UL



"CF" and "UL" are optional upgrades. CF: COMFORTflex
UL: Ultralight

6515-HD, 6572-HD, 6588-HD

Quantity	COM/ Gr.4	Gr.5	Gr.6	Gr.7	Gr.8	Gr.9	Gr.10
1-23	275.00	283.50	294.55	301.35	306.45	311.55	323.45
24-99	265.00	273.50	284.55	291.35	296.45	301.55	313.45
100-399	260.00	268.50	279.55	286.35	291.45	296.55	308.45
400+	257.50	266.00	277.05	283.85	288.95	294.05	305.95

6578-HD, 6582-HD

Quantity	COM/ Gr.4	Gr.5	Gr.6	Gr.7	Gr.8	Gr.9	Gr.10
1-23	315.00	323.50	334.55	341.35	346.45	351.55	363.45
24-99	305.00	313.50	324.55	331.35	336.45	341.55	353.45
100-399	300.00	308.50	319.55	326.35	331.45	336.55	348.45
400+	297.50	306.00	317.05	323.85	328.95	334.05	345.95

CF6515-HD, CF6572-HD, CF6588-HD

Quantity	COM/ Gr.4	Gr.5	Gr.6	Gr.7	Gr.8	Gr.9	Gr.10
1-23	375.00	383.50	394.55	401.35	406.45	411.55	423.45
24-99	365.00	373.50	384.55	391.35	396.45	401.55	413.45
100-399	360.00	368.50	379.55	386.35	391.45	396.55	408.45
400+	357.50	366.00	377.05	383.85	388.95	394.05	405.95

CF6578-HD, CF6582-HD

Quantity	COM/ Gr.4	Gr.5	Gr.6	Gr.7	Gr.8	Gr.9	Gr.10
1-23	415.00	423.50	434.55	441.35	446.45	451.55	463.45
24-99	405.00	413.50	424.55	431.35	436.45	441.55	453.45
100-399	400.00	408.50	419.55	426.35	431.45	436.55	448.45
400+	397.50	406.00	417.05	423.85	428.95	434.05	445.95

6515-HD-UL, 6572-HD-UL, 6588-HD-UL

Quantity	COM/ Gr.4	Gr.5	Gr.6	Gr.7	Gr.8	Gr.9	Gr.10
1-23	290.00	298.50	309.55	316.35	321.45	326.55	338.45
24-99	280.00	288.50	299.55	306.35	311.45	316.55	328.45
100-399	275.00	283.50	294.55	301.35	306.45	311.55	323.45
400+	272.50	281.00	292.05	298.85	303.95	309.05	320.95

6578-HD-UL, 6582-HD-UL

Quantity	COM/ Gr.4	Gr.5	Gr.6	Gr.7	Gr.8	Gr.9	Gr.10
1-23	330.00	338.50	349.55	356.35	361.45	366.55	378.45
24-99	320.00	328.50	339.55	346.35	351.45	356.55	368.45
100-399	315.00	323.50	334.55	341.35	346.45	351.55	363.45
400+	312.50	321.00	332.05	338.85	343.95	349.05	360.95

CF6515-HD-UL, CF6572-HD-UL, CF6588-HD-UL

Quantity	COM/ Gr.4	Gr.5	Gr.6	Gr.7	Gr.8	Gr.9	Gr.10
1-23	390.00	398.50	409.55	416.35	421.45	426.55	438.45
24-99	380.00	388.50	399.55	406.35	411.45	416.55	428.45
100-399	375.00	383.50	394.55	401.35	406.45	411.55	423.45
400+	372.50	381.00	392.05	398.85	403.95	409.05	420.95

CF6578-HD-UL, CF6582-HD-UL

Quantity	COM/ Gr.4	Gr.5	Gr.6	Gr.7	Gr.8	Gr.9	Gr.10
1-23	430.00	438.50	449.55	456.35	461.45	466.55	478.45
24-99	420.00	428.50	439.55	446.35	451.45	456.55	468.45
100-399	415.00	423.50	434.55	441.35	446.45	451.55	463.45
400+	412.50	421.00	432.05	438.85	443.95	449.05	460.95

For Pricing on Grades 11-24, see page 18. For Weight, dimension and COM requirements, see page 41.



High Density Stack Chair | Features & Options

These products are covered by one or more of the following Patents and/or Patent(s) Pending: Patent # 6,471,293; #6,679,551.

Standard Features:

- Leg/Seat Reinforcement Bar
- Stack Bars
- Contoured Silhouette Style Back
- Waterfall Seat with COMFORTbliss® foam
- High Density Stacking (16 high)
- MTS Standard Powdercoat Finishes (excluding ValveTouch)
- Hand Hold
- Premium Metal Base Glides
- 12-Year Structural Frame Warranty

MTS Leg and Seat Reinforcement Bar triangulates the structural connection between the rear legs and the seat board to maintain structural integrity and is backed by a 12-Year frame warranty.
Patent #6,174,029



Finish Options:

Plated Finishes: 50 Piece minimum.
Less than minimum 1-23: add \$15.00 to optional plated price. 24-49: add \$7.50 to optional plated price.

Chrome (C1)

6515, 6572, 6588 \$47.00 **CF:** \$51.50
6578, 6582 \$56.25 **CF:** \$60.75

Satin Nickel Chrome (SNC)

6515, 6572, 6588 \$55.75 **CF:** \$63.75
6578, 6582 \$66.50 **CF:** \$74.50

Frame & Uphostery Options:



COMFORTweb® Flat Seat
Specify (CWS),
add: \$12.50.
Standard on "UL"



COMFORTweb® Contoured Seat
Specify (CCS),
add: \$17.50. For "UL"
version, add: \$6.50.
Standard on "CF"



Solid Contoured Seat
Specify (SCS),
add: \$9.00.



PROBAX®
Specify (PRO),
add: \$17.50. Refer to
page 31.



Pullover Seat
Specify (POS),
no additional charge.



Triple Stitched French Seam
Specify (FRB),
add: \$3.75.
Standard on "CF"



Convention Welded Wire Ganger
Specify (CWG),
add: \$9.50.



Premium COMFORTflex
Specify (CF).
Use CF pricing on page 40.



Model	Dimensions	COM	Shipping Weight	Actual Weight	# Per Carton	Cu. Ft	Freight Class	Recycled Content
6515-HD	19-3/4"w x 23-1/4"d x 36"h	.85	18.5 lbs.	16.1 lbs.	4	17.25	125	17.83%
CF6515-HD	20-1/4"w x 23-1/4"d x 36-1/4"h	.85	22.5 lbs.	20.5 lbs.	4	17.25	125	20.32%
6572-HD	19-3/4"w x 23-1/2"d x 36"h	.85	19 lbs.	16.6 lbs.	4	17.25	125	17.71%
CF6572-HD	20-1/4"w x 23"d x 36-1/4"h	.85	23 lbs.	21 lbs.	4	17.25	125	20.67%
6578-HD	19-3/4"w x 23-3/4"d x 35-1/2"h	.85	19 lbs.	16.5 lbs.	4	17.25	125	18.03%
CF6578-HD	20-1/4"w x 23-1/4"d x 35-3/4"h	.85	23 lbs.	21 lbs.	4	17.25	125	20.50%
6582-HD	19-3/4"w x 23-3/4"d x 35-3/4"h	.85	18.5 lbs.	16.3 lbs.	4	17.25	125	18.25%
CF6582-HD	20-1/4"w x 23-1/4"d x 36"h	.85	22.5 lbs.	20.5 lbs.	4	17.25	125	20.49%
6588-HD	19-3/4"w x 24"d x 36"h	.85	19 lbs.	16.7 lbs.	4	17.25	125	18.02%
CF6588-HD	20-1/4"w x 23-1/2"d x 36-1/4"h	.85	23 lbs.	21 lbs.	4	17.25	125	20.67%

For all ultralight (-UL) models, please deduct 2 lbs. from the shipping and actual weight numbers.





The Kay Lang Collection | Nests up to 10 high



Designed by Kay Lang

These products are covered by Patents
#D646,095, D646,096, D646,097



CF5501-A Horseshoe Channel with élan (A) Aluminum Base

	Quantity	COM/ Gr.4	Gr.5	Gr.6	Gr.7	Gr.8	Gr.9	Gr.10	See Page 43 MTS does not recommend Vinyl, Silk, Velvet, or Chenille on seats.	
	1-23	515.00	527.50	543.75	553.75	561.25	568.75	586.25		
	24-99	505.00	517.50	533.75	543.75	551.25	558.75	576.25		
	100-399	500.00	512.50	528.75	538.75	546.25	553.75	571.25		
	400+	497.50	510.00	526.25	536.25	543.75	551.25	568.75		



CF5501-S Horseshoe Channel with (S) Steel Base

	Quantity	COM/ Gr.4	Gr.5	Gr.6	Gr.7	Gr.8	Gr.9	Gr.10	See Page 43 MTS does not recommend Vinyl, Silk, Velvet, or Chenille on seats.	
	1-23	476.50	489.00	505.25	515.25	522.75	530.25	547.75		
	24-99	466.50	479.00	495.25	505.25	512.75	520.25	537.75		
	100-399	461.50	474.00	490.25	500.25	507.75	515.25	532.75		
	400+	459.00	471.50	487.75	497.75	505.25	512.75	530.25		

CF5502-A Open Horseshoe Back with élan (A) Aluminum Base

	Quantity	COM/ Gr.4	Gr.5	Gr.6	Gr.7	Gr.8	Gr.9	Gr.10
	1-23	562.50	576.50	594.70	605.90	614.30	622.70	642.30
	24-99	552.50	566.50	584.70	595.90	604.30	612.70	632.30
	100-399	547.50	561.50	579.70	590.90	599.30	607.70	627.30
	400+	545.00	559.00	577.20	588.40	596.80	605.20	624.80
	See Page 43							
MTS does not recommend Vinyl, Silk, Velvet, or Chenille on seats.								






CF5502-S Open Horseshoe Back with (S) Steel Base

	Quantity	COM/ Gr.4	Gr.5	Gr.6	Gr.7	Gr.8	Gr.9	Gr.10	See Page 43	
	1-23	524.75	538.75	556.95	568.15	576.55	584.95	604.55	MTS does not recommend Vinyl, Silk, Velvet, or Chenille on seats.	
	24-99	514.75	528.75	546.95	558.15	566.55	574.95	594.55		
	100-399	509.75	523.75	541.95	553.15	561.55	569.95	589.55		
	400+	507.25	521.25	539.45	550.65	559.05	567.45	587.05		

Standard Features (All Models)

 COMFORTweb® Seat	 Waterfall Seat on Nesting Models	 Box Seat on Stacking Models	 	<p>The Kay Lang Collection series features a COMFORTflex® back, which utilizes a high strength aluminum alloy spring that allows the back to flex as the person seated moves or applies pressure to the back. The COMFORTflex® back provides hours of supportive comfort.</p>	<ul style="list-style-type: none">• Premium Metal Base Glides• Silhouette Style Back• Stack Bars on Square Tapered Leg Stacking Bases• Standard Powdercoat Finishes: All models not available in VelveTouch. "A" models not available in Dura Clear Coat.

Options



 COMFORTgrip® for all models, specify (CHG), add: \$15.00. <i>Hand grip will be finished to compliment your upholstery selection or frame finish color in your choice of any MTS standard powdercoat finishes. Specify hand grip finish.</i>	 Hand Grip for stacking models, specify (HG), add: \$15.00.	 Retractable Formed Ganger for nesting bases, specify (RFB), add: \$17.50.	 Retractable Wire Ganger for stacking bases, specify (RLG) gold, (RLS) Silver, (RLB) Black, add: \$17.50.	 ProBax® Option Specify (PRO), add: \$17.50. <i>Refer to page 31.</i>	Textile Options: <ul style="list-style-type: none">• For pricing on grades 11-24, refer to the Upholstery Grading Chart on page 18.• For textile selections, grades 4-10, refer to the Finish/Color Selector.• COM (Customer's Own Material), refer to page 15.	Finish Options Optional Plated Finishes for steel models: Optional Plated Finishes: (50 Piece Minimum) Chrome, specify (C1), add: \$55.00. Satin Nickel Chrome, specify (SNC), add: \$65.00. Optional Brushed Aluminum Finishes for aluminum nesting models, add: \$7.50.
--	--	---	--	--	--	--







The Kay Lang Collection | Stacks up to 10 high



Designed by Kay Lang



These products are covered by Patents
#D646,095, D646,096, D646,097, D650,196S

CF5503 & CF5504 Inside Horizontal or Vertical Channel Back with Square Tapered Legs									Specification	Other	
		Quantity	COM/ Gr.4	Gr.5	Gr.6	Gr.7	Gr.8	Gr.9	Gr.10	See Below	
		1-23	492.50	503.50	517.80	526.60	533.20	539.80	555.20	Note: CF5503 Channels on Inside Only	
		24-99	482.50	493.50	507.80	516.60	523.20	529.80	545.20		
		100-399	477.50	488.50	502.80	511.60	518.20	524.80	540.20		
		400+	475.00	486.00	500.30	509.10	515.70	522.30	537.70		

CF5505 Top Hat Back with Square Tapered Legs									Specification	Other
	Quantity	COM/ Gr.4	Gr.5	Gr.6	Gr.7	Gr.8	Gr.9	Gr.10	See Below	
	1-23	495.00	507.50	523.75	533.75	541.25	548.75	566.25		
	24-99	485.00	497.50	513.75	523.75	531.25	538.75	556.25		
	100-399	480.00	492.50	508.75	518.75	526.25	533.75	551.25		
	400+	477.50	490.00	506.25	516.25	523.75	531.25	548.75		

CF5505-TT Two-tone Top Hat Back with Square Tapered Legs									Specification	Other
	Quantity	COM/ Gr.4	Gr.5	Gr.6	Gr.7	Gr.8	Gr.9	Gr.10	See Below	
	1-23	508.75	522.75	540.95	552.15	560.55	568.95	588.55		
	24-99	498.75	512.75	530.95	542.15	550.55	558.95	578.55		
	100-399	493.75	507.75	525.95	537.15	545.55	553.95	573.55		
	400+	491.25	505.25	523.45	534.65	543.05	551.45	571.05		

CF5506 & CF5507 Rectangle or Oval Back with Square Tapered Legs									Specification	Other	
		Quantity	COM/ Gr.4	Gr.5	Gr.6	Gr.7	Gr.8	Gr.9	Gr.10	See Below	
		1-23	535.50	548.00	564.25	574.25	581.75	589.25	606.75		
		24-99	525.50	538.00	554.25	564.25	571.75	579.25	596.75		
		100-399	520.50	533.00	549.25	559.25	566.75	574.25	591.75		
		400+	518.00	530.50	546.75	556.75	564.25	571.75	589.25		

CF5508 Oval Full Back with Square Tapered Legs									Specification	Other
	Quantity	COM/ Gr.4	Gr.5	Gr.6	Gr.7	Gr.8	Gr.9	Gr.10	See Below	
	1-23	495.00	507.50	523.75	533.75	541.25	548.75	566.25		
	24-99	485.00	497.50	513.75	523.75	531.25	538.75	556.25		
	100-399	480.00	492.50	508.75	518.75	526.25	533.75	551.25		
	400+	477.50	490.00	506.25	516.25	523.75	531.25	548.75		

Kay Lang Collection Specification

Nesting Models

CF5501-A & CF5501-S
20"w x 24"d x 35-1/2"h
COM: 1.25 yards
Actual Wgt (A): 18.9 lbs. ea.
Actual Wgt (S): 20.2 lbs. ea.
Shipping Wgt (A): 21 lbs. ea.
Shipping Wgt (S): 22.5 lbs. ea.
4 per carton, 18.25 cu. ft.
Freight Class 175

CF5502-A & CF5502-S
20"w x 25"d x 36-1/2"h
COM: 1.40 yards
Actual Wgt (A): 18.8 lbs. ea.
Actual Wgt (S): 20.1 lbs. ea.
Shipping Wgt (A): 21 lbs. ea.
Shipping Wgt (S): 22.5 lbs. ea.
4 per carton, 18.25 cu. ft.
Freight Class 175

Stacking Models

CF5503, CF5504
18"w x 23-1/2"d x 35"h
COM: 1.10 yards
Actual Wgt: (5503) 21.3 lbs. ea.
(5504) 21.0 lbs. ea.
Shipping Wgt: (5503) 23.5 lbs. ea.
(5504) 23.5 lbs. ea.
4 per carton, 13.75 cu. ft.
Freight Class 175

CF5505
18"w x 23-1/2"d x 35-1/4"h
COM: 1.25 yards
Actual Wgt: 21.8 lbs. ea.
Shipping Wgt: 23.5 lbs. ea.
4 per carton, 13.75 cu. ft.
Freight Class 175

CF5505-TT
18"w x 23-1/2"d x 35-1/2"h
COM: 1.40 yards
(top hat: .40 yds, body: 1.00 yards)
Actual Wgt: 21.8 lbs. ea.
Shipping Wgt: 23.5 lbs. ea.
4 per carton, 13.75 cu. ft.
Freight Class 175

CF5506
18"w x 23-1/2"d x 35-1/4"h
COM: 1.25 yards
Actual Wgt: 19.2 lbs. ea.
Shipping Wgt: 21 lbs. ea.
4 per carton, 13.75 cu. ft.
Freight Class 175

CF5507
18-1/4"w x 23-1/2"d x 35-1/2"h
COM: 1.25 yards
Actual Wgt: 18.9 lbs. ea.
Shipping Wgt: 21 lbs. ea.
4 per carton, 13.75 cu. ft.
Freight Class 175

CF5508
18-1/4"w x 23-1/2"d x 35-1/2"h
COM: 1.25 yards
Actual Wgt: 19.6 lbs. ea.
Shipping Wgt: 21 lbs. ea.
4 per carton, 13.75 cu. ft.
Freight Class 175

See page 42 for features and options.



The Piper Chair | Stacks up to 10 high

These products are covered by Patents or
Patents Pending

5750 Side Chair



Quantity	COM/ Gr.4	Gr.5	Gr.6	Gr.7	Gr.8	Gr.9	Gr.10
1-23	513.50	524.00	537.65	546.05	552.35	558.65	573.35
24-99	503.50	514.00	527.65	536.05	542.35	548.65	563.35
100-399	498.50	509.00	522.65	531.05	537.35	543.65	558.35
400+	496.00	506.50	520.15	528.55	534.85	541.15	555.85

Specification

18-3/4"w x 21-3/4"d x 34-3/4"h
COM: 1.05 Yards
Actual Wgt: 16.7 lbs. ea.
Shipping Wgt: 18.5 lbs. ea.
Freight Class: 175
4 per carton, 14.8 cu. ft.

Other

Standard Features

Standard Powdercoat Colors:

Any standard MTS powdercoat color
excluding VelveTouch.

Other:

- Silhouette Style Back; no
exposed fasteners.
- Black Polypropylene Glide

MTS COMFORTflex®



The Piper chair features premium
contoured foam. A contoured, compound
curved wood shell construction that delivers
excellent support to the seat and back, and
flexes naturally with the movement of the
seated patron.



Options



Retractable Wire Ganger:
Specify (RLG) Gold, (RLS) Silver, (RLB)
Black, add \$12.50.



Integrated Handhold
Specify (PHG), add:
\$15.00. Available in
MTS powdercoat finish
Polished Chrome,
specify (PHC), add:
\$15.00.

ProBax®
ProBax® Option
Specify (PRO),
add: \$17.50.
Refer to page 31.

Textile Options:

- For pricing on grades 11-24,
refer to the Upholstery
Grading Chart on page 18.
- For textile selections, grades
4-10, refer to the Finish/Color
Selector.
- COM (Customer's Own
Material refer to page 15.

Finish Options

Optional Plated Finishes: (50 piece minimum)

Chrome, specify (C1), add: \$45.00.
Satin Nickel Chrome, specify (SNC),
add: \$56.00.





The Catalyst Collection | Stacks up to 10 high



Designed by Josh Swy

These products are covered by Patents,
or Patents Pending: D731,831



CF5530 Chair

	Quantity	COM/ Gr.4	Gr.5	Gr.6	Gr.7	Gr.8	Gr.9	Gr.10	Specification	Other
	1-23	462.50	473.50	487.80	496.60	503.20	509.80	525.20	18-1/2"w x 24-1/2"d x 37-1/2"h COM: 1.1 Yards Actual Wgt: 17.5 lbs. ea. Shipping Wgt: 21.0 lbs. ea. Freight Class: 175 4 per carton, 15.75 cu. ft. Recycled Content: 14.58%	
	24-99	452.50	463.50	477.80	486.60	493.20	499.80	515.20		
	100-399	447.50	458.50	472.80	481.60	488.20	494.80	510.20		
	400+	445.00	456.00	470.30	479.10	485.70	492.30	507.70		



CF5530T Chair with Hand Rail

	Quantity	COM/ Gr.4	Gr.5	Gr.6	Gr.7	Gr.8	Gr.9	Gr.10	Specification	Other
	1-23	487.50	498.50	512.80	521.60	528.20	534.80	550.20	18-1/2"w x 24-1/2"d x 37-1/2"h COM: 1.1 Yards Actual Wgt: 18.0 lbs. ea. Shipping Wgt: 21.0 lbs. ea. Freight Class: 175 4 per carton, 15.75 cu. ft. Recycled Content: 14.73%	
	24-99	477.50	488.50	502.80	511.60	518.20	524.80	540.20		
	100-399	472.50	483.50	497.80	506.60	513.20	519.80	535.20		
	400+	470.00	481.00	495.30	504.10	510.70	517.30	532.70		

CF5531 Chair

	Quantity	COM/ Gr.4	Gr.5	Gr.6	Gr.7	Gr.8	Gr.9	Gr.10	Specification	Other
	1-23	462.50	473.50	487.80	496.60	503.20	509.80	525.20	18-1/2"w x 24-1/2"d x 37-1/2"h COM: 1.1 Yards Actual Wgt: 16.5 lbs. ea. Shipping Wgt: 20.0 lbs. ea. Freight Class: 175 4 per carton, 15.75 cu. ft. Recycled Content: 15.17%	
	24-99	452.50	463.50	477.80	486.60	493.20	499.80	515.20		
	100-399	447.50	458.50	472.80	481.60	488.20	494.80	510.20		
	400+	445.00	456.00	470.30	479.10	485.70	492.30	507.70		

CF5531T Chair with Hand Rail

	Quantity	COM/ Gr.4	Gr.5	Gr.6	Gr.7	Gr.8	Gr.9	Gr.10	Specification	Other
	1-23	487.50	498.50	512.80	521.60	528.20	534.80	550.20	18-1/2"w x 24-1/2"d x 37-1/2"h COM: 1.1 Yards Actual Wgt: 17.0 lbs. ea. Shipping Wgt: 20.5 lbs. ea. Freight Class: 175 4 per carton, 15.75 cu. ft. Recycled Content: 15.31%	
	24-99	477.50	488.50	502.80	511.60	518.20	524.80	540.20		
	100-399	472.50	483.50	497.80	506.60	513.20	519.80	535.20		
	400+	470.00	481.00	495.30	504.10	510.70	517.30	532.70		

Standard Features

Standard Powdercoat Colors:

Any standard MTS powdercoat color
excluding VelveTouch.

Other:


- Silhouette Style Back; no exposed fasteners
- Metal Base Glides
- Upholstered Spring on all plated finishes except SNC
- Tapered front legs with swept square tapered back legs

COMFORTflex®:



The Catalyst series comes standard with a COMFORTflex® back, featuring a compound contoured back for exceptional lumbar support. Utilizing a high strength aluminum alloy spring, the back flexes when the person seated moves or applies pressure to the back. The COMFORTflex® back provides hours of supportive comfort.

COMFORTweb®:



MTS COMFORTweb® support system provides exceptional comfort for extended seating. A luxurious layer of COMFORT-bliss® foam supported by flexible rubber and polypropylene stretchband material delivers responsive, reliable comfort.

Options



COMFORTgrip®, specify (CHG), add: \$15.00.
N/A on models with hand rails.



Retractable Wire Ganger for stacking bases, specify (RLG) gold, (RLS) Silver, (RLB) Black, add: \$17.50.



Three Dimensional, 2-Tone Upholstery Option
Specify (CDB) and submit your custom design. Contact MTS for pricing. COM: .55 Yards.



ProBox®
ProBox® Option
Specify (PRO), add: \$17.50.
Refer to page 31.

Textile Options:

- For pricing on grades 11-24, refer to the Upholstery Grading Chart on page 18.
- For textile selections, grades 4-10, refer to the Finish/Color Selector.
- COM (Customer's Own Material), refer to page 15.

Finish Options

Optional Plated Finishes: (50 piece minimum)

Chrome, specify C1, add \$45.00.
Satin Nickel Chrome, specify SNC, add: \$56.00.

Less than 50 pieces:

1-23: add \$15.00 to Optional Plated Price.
24-49: add \$7.50 to Optional Plated Price.



The Catalyst Collection | Stacks up to 10 high

Designed by Josh Swy

These products are covered by Patents,
or Patents Pending: D731,831

CF5532 Chair



Quantity	COM/ Gr.4	Gr.5	Gr.6	Gr.7	Gr.8	Gr.9	Gr.10
1-23	462.50	473.50	487.80	496.60	503.20	509.80	525.20
24-99	452.50	463.50	477.80	486.60	493.20	499.80	515.20
100-399	447.50	458.50	472.80	481.60	488.20	494.80	510.20
400+	445.00	456.00	470.30	479.10	485.70	492.30	507.70

Specification

18-1/2"w x 24-1/2"d x 37-1/2"h
COM: 1.1 Yards
Actual Wgt: 16.5lbs. ea.
Shipping Wgt: 19.5 lbs. ea.
Freight Class: 175
4 per carton, 15.75 cu. ft.
Recycled Content: 15.53%

Other



CF5532T Chair with Hand Rail



Quantity	COM/ Gr.4	Gr.5	Gr.6	Gr.7	Gr.8	Gr.9	Gr.10
1-23	487.50	498.50	512.80	521.60	528.20	534.80	550.20
24-99	477.50	488.50	502.80	511.60	518.20	524.80	540.20
100-399	472.50	483.50	497.80	506.60	513.20	519.80	535.20
400+	470.00	481.00	495.30	504.10	510.70	517.30	532.70

Specification

18-1/2"w x 24-1/2"d x 37-1/2"h
COM: 1.1 Yards
Actual Wgt: 17.0 lbs. ea.
Shipping Wgt: 20.0 lbs. ea.
Freight Class: 175
4 per carton, 15.75 cu. ft.
Recycled Content: 15.67%

Other



CF5535 Chair



Quantity	COM/ Gr.4	Gr.5	Gr.6	Gr.7	Gr.8	Gr.9	Gr.10
1-23	462.50	473.50	487.80	496.60	503.20	509.80	525.20
24-99	452.50	463.50	477.80	486.60	493.20	499.80	515.20
100-399	447.50	458.50	472.80	481.60	488.20	494.80	510.20
400+	445.00	456.00	470.30	479.10	485.70	492.30	507.70

Specification

18-1/2"w x 21-3/4"d x 35-1/4"h
COM: 1.10 yards
Actual Weight: 16.5 lbs.
Shipping Weight: 22 lbs.
Freight Class: 175
4 per carton 15.75 cu.ft
Recycled Content: 16.33%

Other



Standard Features

Standard Powdercoat Colors:

Any standard MTS powdercoat color
excluding VelveTouch.

Other:


- Silhouette Style Back; no exposed fasteners
- Metal Base Glides
- Upholstered Spring on all plated finishes except SNC
- Tapered front legs with swept square tapered back legs

COMFORTflex®:



The Catalyst series comes standard with a COMFORTflex® back, featuring a compound contoured back for exceptional lumbar support. Utilizing a high strength aluminum alloy spring, the back flexes when the person seated moves or applies pressure to the back. The COMFORTflex® back provides hours of supportive comfort.

COMFORTweb®:



MTS COMFORTweb® support system provides exceptional comfort for extended seating. A luxurious layer of COMFORT-bliss® foam supported by flexible rubber and polypropylene stretchband material delivers responsive, reliable comfort.

Options



COMFORTgrip®, specify (CHG), add: \$15.00.
N/A on models with hand rails.



Retractable Wire Ganger for stacking bases, specify (RLG) gold, (RLS) Silver, (RLB) Black, add: \$17.50.



Three Dimensional, 2-Tone Upholstery Option
Specify (CDB) and submit your custom design. Contact MTS for pricing. COM: .55 Yards.



ProBax®
ProBax® Option
Specify (PRO), add: \$17.50.
Refer to page 31.

Textile Options:

- For pricing on grades 11-24, refer to the Upholstery Grading Chart on page 18.
- For textile selections, grades 4-10, refer to the Finish/Color Selector.
- COM (Customer's Own Material), refer to page 15.

Finish Options

Optional Plated Finishes: (50 piece minimum)

Chrome, specify C1, add \$45.00.
Satin Nickel Chrome, specify SNC, add: \$56.00.

Less than 50 pieces:

1-23: add \$15.00 to Optional Plated Price.
24-49: add \$7.50 to Optional Plated Price.



Como® Series | Stacks up to 12 high

Manufactured from light-weight, high-strength, aluminum alloy.

These products are covered by the following Patent and/or Patent(s) Pending: #6,471,293; #6,679,551; #D544236

Como® Premium Comfort (PC) Series

Como premium comfort stackers come standard with the MTS COMFORTweb® Seating System and contoured back with lower lumbar support system, for premium seating comfort. And though they may be light on weight, these stackers are heavy on details, making the Como the perfectly discreet combination of elegance, luxury and durability. Available in armchair models and can be upholstered in an endless array of fabrics.



1. MTS COMFORTweb® Seating System

Standard on all Como models, a luxurious layer of specially formulated COMFORTbliss® foam is supported by flexible, rubberized polypropylene stretchband material for responsive, reliable comfort.

2. Contoured Back with Lower Lumbar Support System

Adding to Como's incredible comfort, is the lower lumbar support system of integrated into the specially designed curved back, both standard on all Como models - offering superior support especially during extended seating periods.

3. Light-Weight, High-strength Aluminum Alloy Frame

All MTS Burgess Collection chair frames are made from a special aluminum alloy that not only allows for easy movement of the chair, but provides unprecedented strength.

4. Choice of Reeded or Smooth Profil

Choose a unique reeded detailing for an added touch of elegance (models 27/x), or a smooth profile for subtle sophistication (models 28/x).

12-Year Frame Warranty

One of the strongest and most durable chairs on the market, MTS Burgess out performs other models on durability testing.



Como® COMFORTflex® (CF)

For an even more flexible approach to comfort, Como stackers can be ordered as a CF model, with all the great features of a standard premium comfort PC model Como, plus the extra comfort and added sophistication of the COMFORTflex® seat and back system. In addition to the great standard Como features, CF models include:



Patent #6,471,293



1. Hinged Flex-motion

The MTS COMFORTflex® seat and back system incorporates an all-new hinged flex-motion seat and back frame that allows the seat to flex with the back for extraordinary comfort, especially during extended periods of sitting. The patented MTS COMFORTflex® frame has been tested to 500,000 cycles exceeding the BIFMA standard of 120,000.

2. Unique Contoured Seat Design

CF model Como Stackers with COMFORTflex® feature a specially designed contoured seat that, when paired with the lower lumbar flexible support system that comes standard on all Como models, adds to Como's already sophisticated profile and luxurious comfort.

















3. Premium Metal Base Glides

Premium metal glides are standard on all COMFORTflex® Como models. These premium glides feature a rubber cushion silencer to reduce noise on hard surface floors and allow chairs to slide easily on carpet. A booted design protects upholstery and finish when stacking

Como® Series | Stacks up to 12 high

Manufactured from light-weight, high-strength, aluminum alloy.

These products are covered by the following Patent
and/or Patent(s) Pending: #6,471,293; #6,679,551;
#D544236

PC27/2*	PC27/4	PC27/5	PC27/6*	PC27/7	PC27/8	PC27/8CR	PC27/8CRUB
							
PC27/2A CF27/2 PC28/2 PC28/2A CF28/2	PC27/4A CF27/4 PC28/4 PC28/4A CF28/4	PC27/5A CF27/5 PC28/5 PC28/5A CF28/5	PC27/6A CF27/6 PC28/6 PC28/6A CF28/6	PC27/7A CF27/7 PC28/7 PC28/7A CF28/7	PC27/8A CF27/8 PC28/8 PC28/8A CF28/8	PC27/8ACR CF27/8CR PC28/8CR PC28/8ACR CF28/8CR	PC27/8ACRUB CF27/8CRUB PC28/8CRUB PC28/8ACRUB CF28/8CRUB
PC27/9	PC27/10	PC27/11	PC27/11HG	PC27/11HGUB	PC28/12	PC28/14	PC28/16
							
PC27/9A CF27/9 PC28/9 PC28/9A CF28/9	PC27/10A CF27/10 PC28/10 PC28/10A CF28/10	PC27/11A CF27/11 PC28/11 PC28/11A CF28/11	PC27/11AHG CF27/11HG PC28/11HG PC28/11AHG CF28/11HG	PC27/11AHGUB CF27/11HGUB PC28/11HGUB PC28/11AHGUB CF28/11HGUB	CF28/12 PC28/12A	CF28/14 PC28/14A	CF28/16 PC28/16A

Optional COMFORTflex® (CF) and Armchair (A) model number listed below photo.

PC27/4, PC27/5, PC27/10, PC27/11, PC28/12, PC28/14, PC28/16

Quantity	COM/ Gr.4	Gr.5	Gr.6	Gr.7	Gr.8	Gr.9	Gr.10
1-23	412.75	421.25	432.30	439.10	444.20	449.30	461.20
24-99	402.75	411.25	422.30	429.10	434.20	439.30	451.20
100-399	397.75	406.25	417.30	424.10	429.20	434.30	446.20
400+	395.25	403.75	414.80	421.60	426.70	431.80	443.70

PC27/2, PC27/6, PC27/7, PC27/8, PC27/9

Quantity	COM/ Gr.4	Gr.5	Gr.6	Gr.7	Gr.8	Gr.9	Gr.10
1-23	461.50	470.00	481.05	487.85	492.95	498.05	509.95
24-99	451.50	460.00	471.05	477.85	482.95	488.05	499.95
100-399	446.50	455.00	466.05	472.85	477.95	483.05	494.95
400+	444.00	452.50	463.55	470.35	475.45	480.55	492.45

PC27/8CR, PC27/11HG

Quantity	COM/ Gr.4	Gr.5	Gr.6	Gr.7	Gr.8	Gr.9	Gr.10
1-23	572.25	576.75	582.60	586.20	588.90	591.60	597.90
24-99	562.25	566.75	572.60	576.20	578.90	581.60	587.90
100-399	557.25	561.75	567.60	571.20	573.90	576.60	582.90
400+	554.75	559.25	565.10	568.70	571.40	574.10	580.40

PC27/8CRUB, PC27/11HGUB

Quantity	COM/ Gr.4	Gr.5	Gr.6	Gr.7	Gr.8	Gr.9	Gr.10
1-23	615.25	623.75	634.80	641.60	646.70	651.80	663.70
24-99	605.25	613.75	624.80	631.60	636.70	641.80	653.70
100-399	600.25	608.75	619.80	626.60	631.70	636.80	648.70
400+	597.75	606.25	617.30	624.10	629.20	634.30	646.20

COM Specifications (Customer's Own Material), refer to page 15. See page 49 for Specifications.

Standard Features

- 12-Year Structural Frame Warranty
- MTS Powdercoat Finishes; not available in VelveTouch or Dura Clear
- Silhouette Style Back
- Premium comfort back features contoured plywood with flexible lumbar support COMFORTweb® seat features flexible stretchband support for 2-1/4" of luxurious COMFORTbliss® foam
- "EASY GLIDE", clear butyrate floor glide

Contoured Plywood:



Frame Profiles



27 Series Reeded Frame
Specify (27) as 1st two digits of chair model number.



28 Series Smooth Frame
Specify (28) as 1st two digits of chair model number.

COMFORTweb®:



A luxurious layer of COMFORTbliss® foam supported by flexible rubber and polypropylene stretchband material delivers responsive, reliable comfort.

Finish Options

Brushed Aluminum Finishes, add: \$7.50.
Chestnut (BCH)
Dark Walnut (BDW)
Mahogany Gloss (BMH)
Mahogany Matte (BMM)
Natural Gloss (BNL)
Natu-ral Matte (BNM)

Note: All Como's have NEW LEG DESIGN to accommodate 12 high stacking as of 3-15-05.
To inter-stack with models prior to this date, contact MTS for quotation.

Como® Series | Stacks up to 12 high

Manufactured from light-weight, high-strength, aluminum alloy.

These products are covered by the following Patent and/or Patent(s) Pending: #6,471,293; #6,679,551; #D544236

Premium Comfort Options

Corner Finish Options, Models 27/2 & 27/6



Gold (GDC), add \$10.00.
Chrome (CCO), add \$10.00.
Mahogany (MCO), add \$4.00.
Mahogany Matte (MCM), add \$4.00.
Chestnut (CNO), add \$4.00.
Dark Walnut (DWC), add \$4.00.

*Corner Detail is a federally registered trademark.

Note: Matching corners on all standard powdercoat colors are at no charge, unless otherwise specified

Optional COMFORTflex®:



MTS COMFORTflex® stackers feature our exclusive contoured COMFORTweb® seat, and a high-tech composite hinge that allows the seat and back to flex in unison for hours of supportive comfort. An innovative combination of passive and active ergonomics, the COMFORTflex® seat and back system provides years of service.

Premium Metal Base Glides are standard.

Specify CF in place of PC in front of model number. Add: **\$80.00 (armchairs n/a).**
Patent #6,471,293.

Arm Option:



Specify (A) after model number, not available on COMFORTflex® models, add \$100.00.
Upholstered arm standard.

Arm Height: 26-1/4"
Armchair Width: 21-1/2"

Antique Brass Nail Trim



Specify (BNI), add \$30.00.
Inside back only.

Retractable Wire Ganger



Specify (RLG) Gold, (RLS) Silver, (RLB) Black, add \$12.50.

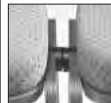
ProBax®



Specify (PRO), add \$17.50.
Refer to page 31.

ProBax

Como Base Molder Ganger



Specify (GDG) Gold, (GDS) Silver, (GDB) Black, add \$12.50.

Premium Metal Base Guides




Specify (MBG), add \$5.50.
Standard on COMFORTflex®.

French Seam



Specify (FRB), add \$3.75.

2-1/2" Contoured Seat



Specify (SCS), deduct \$2.50 for (CF), Add: \$6.00 for (PC).

Contoured COMFORTweb® Seat



2-3/4" Contoured COMFORTweb® Seat Specify (CCS), add: \$8.50.

Fan Channel Inside Back



Fan Channel Inside Back
Specify (CHI), add \$10.00.

Straight Channel Inside Back



Specify (SCI), add \$10.00.

Button Tufted Inside Back




Specify (BT), add \$25.00. Brass (BRB), Chrome (CHB), Upholstered (UPB).

Como Style Handhold



For Como style backs 27 or 28/2, 6, 9, 11 Specify (HH) at n/c.

Hidden Handhold



(Back View)
Specify (HHH), at no charge.
(Front View)

Como Series Specifications

Model	Dimensions	COM	Shipping WT.	# per Carton	Freight Class	Cu. Area	Actual Weight	Recycled Content
PC27/2 & PC28/2	18-1/4"w x 24-1/2"d x 36-1/2"h	.85	19.0 lbs. ea.	4	175	14.50 cu.ft.	15.00 lbs.	0%
PC27/2A & PC28/2A*	21-1/2"w x 24-1/2"d x 36-1/2"h	1.00	20.0 lbs. ea.	3	250	18.75 cu.ft.	16.50 lbs.	0%
PC27/4 & PC28/4	18-1/4"w x 24"d x 36"h	.85	19.0 lbs. ea.	4	175	13.75 cu.ft.	13.00 lbs.	0%
PC27/4A & PC28/4A*	21-1/2"w x 24"d x 36"h	1.00	20.0 lbs. ea.	3	250	17.75 cu.ft.	14.50 lbs.	0%
PC27/5 & PC28/5	18-1/4"w x 24"d x 36-1/2"h	.85	19.0 lbs. ea.	4	175	14.50 cu.ft.	13.25 lbs.	0%
PC27/5A & PC28/5A*	21-1/2"w x 24"d x 36-1/2"h	1.00	20.0 lbs. ea.	3	250	18.75 cu.ft.	14.75 lbs.	0%
PC27/6 & PC28/6	18-1/4"w x 24-5/8"d x 37"h	.85	19.0 lbs. ea.	4	175	14.50 cu.ft.	13.75 lbs.	0%
PC27/6A & PC28/6A*	21-1/2"w x 24-5/8"d x 37"h	1.00	20.0 lbs. ea.	3	250	18.75 cu.ft.	15.25 lbs.	0%
PC27/7 & PC28/7	18-1/4"w x 23-1/2"d x 34"h	.85	19.0 lbs. ea.	4	175	13.75 cu.ft.	13.00 lbs.	0%
PC27/7A & PC28/7A*	21-1/2"w x 23-1/2"d x 34"h	1.00	20.0 lbs. ea.	3	250	17.75 cu.ft.	14.50 lbs.	0%
PC27/8 & PC28/8	18-1/4"w x 24-3/4"d x 37-1/2"h	.85	19.0 lbs. ea.	4	175	14.50 cu.ft.	14.00 lbs.	0%
PC27/8A & PC28/8A*	21-1/2"w x 24-3/4"d x 37-1/2"h	1.00	20.0 lbs. ea.	3	250	18.75 cu.ft.	15.50 lbs.	0%
PC27/8CR & PC28/8CR	18-1/4"w x 24-3/4"d x 37-1/2"h	.45	19.0 lbs. ea.	4	175	14.50 cu.ft.	12.50 lbs.	0%
PC27/8ACR & PC28/8ACR*	21-1/2"w x 24-3/4"d x 37-1/2"h	.70	20.0 lbs. ea.	3	250	18.75 cu.ft.	14.00 lbs.	0%
PC27/8CRUB & PC28/8CRUB	18-1/4"w x 24-3/4"d x 37-1/2"h	.85	19.0 lbs. ea.	4	175	14.50 cu.ft.	16.25 lbs.	0%
PC27/8ACRUB & PC28/8ACRUB*	21-1/2"w x 24-3/4"d x 37-1/2"h	1.00	20.0 lbs. ea.	3	250	18.75 cu.ft.	17.75 lbs.	0%
PC27/9 & PC28/9	18-1/4"w x 24-1/2"d x 36-1/2"h	.85	19.0 lbs. ea.	4	175	14.50 cu.ft.	16.00 lbs.	0%
PC27/9A & PC28/9A *	21-1/2"w x 24-1/2"d x 36-1/2"h	1.00	20.0 lbs. ea.	3	250	18.75 cu.ft.	17.50 lbs.	0%
PC27/10 & PC28/10	18-1/4"w x 23-3/4"d x 35"h	.85	19.0 lbs. ea.	4	175	13.75 cu.ft.	13.50 lbs.	0%
PC27/10A & PC28/10A*	21-1/2"w x 23-3/4"d x 35"h	1.00	20.0 lbs. ea.	3	250	17.75 cu.ft.	15.00 lbs.	0%
PC27/11 & PC28/11	18-1/4"w x 22-3/4"d x 35-3/4"h	.85	19.0 lbs. ea.	4	175	13.75 cu.ft.	15.25 lbs.	0%
PC27/11A & PC28/11A*	21-1/2"w x 22-3/4"d x 35-3/4"h	1.00	20.0 lbs. ea.	3	250	17.75 cu.ft.	16.75 lbs.	0%
PC27/11HG & PC28/11HG	18-1/4"w x 22-3/4"d x 35-3/4"h	.45	19.0 lbs. ea.	4	175	13.75 cu.ft.	11.25 lbs.	0%
PC27/11AHG & PC28/11AHG*	21-1/2"w x 22-3/4"d x 35-3/4"h	.45	20.0 lbs. ea.	3	250	17.75 cu.ft.	12.75 lbs.	0%
PC27/11HGUB & PC28/11HGUB	18-1/4"w x 22-3/4"d x 35-3/4"h	.85	19.0 lbs. ea.	4	175	13.75 cu.ft.	14.25 lbs.	0%
PC27/11AHGUB & PC28/11AHGUB*	21-1/2"w x 22-3/4"d x 35-3/4"h	1.00	20.0 lbs. ea.	3	250	17.75 cu.ft.	15.75 lbs.	0%
PC28/12	18-1/4"w x 24"d x 36"h	.85	19.0 lbs. ea.	4	175	13.75 cu.ft.	14.00 lbs.	0%
PC28/12A*	21-1/2"w x 24"d x 36"h	1.00	20.0 lbs. ea.	3	250	17.75 cu.ft.	15.50 lbs.	0%
PC28/14	18-1/4"w x 23-1/2"d x 32-3/4"h	.85	19.0 lbs. ea.	4	175	13.75 cu.ft.	13.00 lbs.	0%
PC28/14A*	21-1/2"w x 23-1/2"d x 32-3/4"h	1.00	20.0 lbs. ea.	3	250	17.75 cu.ft.	14.50 lbs.	0%
PC28/16	18-1/4"w x 24-1/2"d x 37"h	.85	16.5 lbs. ea.	4	175	14.50 cu.ft.	14.00 lbs.	0%

*Arm Height Dimension: 26-1/4" High. For COMFORTflex® (CF) Series, add 2 lbs. to Premium Comfort shipping and actual weight.





Salvo Series | Stacks up to 12+ high



Manufactured from light-weight, high-strength, aluminum alloy.

Featuring COMFORTflex® Back



CF24/2 Chair

	Specification								Other
	Quantity	COM/ Gr.4	Gr.5	Gr.6	Gr.7	Gr.8	Gr.9	Gr.10	
	1-23	450.00	458.50	469.55	476.35	481.45	486.55	498.45	
	24-99	440.00	448.50	459.55	466.35	471.45	476.55	488.45	
	100-399	435.00	443.50	454.55	461.35	466.45	471.55	483.45	
	400+	432.50	441.00	452.05	458.85	463.95	469.05	480.95	
18-1/4"w x 21-1/4"d x 37-3/4"h COM: .85 yds. Actual Weight: 17.1 lbs. Shipping Weight: 19.5 lbs. Freight Class: 175 4 per carton, 14.5 cu.ft Recycled Content: 0%									



CF24/2-W Wide Chair

	Specification								Other
	Quantity	COM/ Gr.4	Gr.5	Gr.6	Gr.7	Gr.8	Gr.9	Gr.10	
	1-23	476.50	485.00	496.05	502.85	507.95	513.05	524.95	
	24-99	466.50	475.00	486.05	492.85	497.95	503.05	514.95	
	100-399	461.50	470.00	481.05	487.85	492.95	498.05	509.95	
	400+	459.00	467.50	478.55	485.35	490.45	495.55	507.45	
19-1/4"w x 21-1/4"d x 37-3/4"h COM: .85 yds. Actual Weight: 17.9 lbs. Shipping Weight: 21.0 lbs. Freight Class: 250 3 per carton, 18.75 cu.ft Recycled Content: 0%									

CF24/2-UL Ultra-Light Chair

	Specification								Other
	Quantity	COM/ Gr.4	Gr.5	Gr.6	Gr.7	Gr.8	Gr.9	Gr.10	
	1-23	471.25	479.75	490.80	497.60	502.70	507.80	519.70	
	24-99	461.25	469.75	480.80	487.60	492.70	497.80	509.70	
	100-399	456.25	464.75	475.80	482.60	487.70	492.80	504.70	
	400+	453.75	462.25	473.30	480.10	485.20	490.30	502.20	
18-1/4"w x 21-1/4"d x 37-3/4"h COM: .85 yds. Actual Weight: 15.0 lbs. Shipping Weight: 17.5 lbs. Freight Class: 175 4 per carton, 14.5 cu.ft Recycled Content: 0%									Ultra-light feature deducts 2.1 lbs. from the weight of chair. 

CF24/2-UL-W Ultra-light Wide Chair

	Specification								Other
	Quantity	COM/ Gr.4	Gr.5	Gr.6	Gr.7	Gr.8	Gr.9	Gr.10	
	1-23	497.75	506.25	517.30	524.10	529.20	534.30	546.20	
	24-99	487.75	496.25	507.30	514.10	519.20	524.30	536.20	
	100-399	482.75	491.25	502.30	509.10	514.20	519.30	531.20	
	400+	480.25	488.75	499.80	506.60	511.70	516.80	528.70	
19-1/4"w x 21-1/4"d x 37-3/4"h COM: .85 yds. Actual Weight: 15.8 lbs. Shipping Weight: 19.0 lbs. Freight Class: 250 3 per carton, 18.75 cu.ft Recycled Content: 0%									Ultra-light feature deducts 2.1 lbs. from the weight of chair. 

Standard Features

Standard Powdercoat Colors:

Any standard MTS powdercoat color;
VelveTouch and Dura Clear Coat not
available.

Brushed Aluminum Finishes, add \$7.50.

Chestnut (BCH)
Dark Walnut (BDW)
Mahogany Gloss (BMH)
Mahogany Matte (BMM)
Natural Gloss (BNL)
Natural Matte (BNM)

Other:


- Premium Metal Base
Glides
- Silhouette style back

COMFORTflex®:

The COMFORTflex® Salvo has a high-strength
aluminum alloy spring that allows the back to flex as
the person seated moves or applies pressure to the
back. The combination of ergonomically designed
contoured seat wood and foam with the motion of
the COMFORTflex® back provides hours of
supportive comfort.



COMFORTweb®:



MTS COMFORT-
web® support system
provides exceptional
comfort for extended
seating. A luxurious
layer of COMFORT-
bliss® foam supported
by flexible rubber and polypropylene
stretchband material delivers responsive,
reliable comfort.

Options



**Retractable Wire
Ganger**
Specify (RLG) Gold,
(RLS) Silver, (RLB)
Black, add \$12.50.



ProBax®
Advanced Seating Technology

ProBax® Option
Specify (PRO),
add: \$17.50.
Refer to page 31

Textile Options

- For pricing on grades 11-24, refer
to the Upholstery Grading Chart
on page 18.
- For textile selections, grades 4-10,
refer to the Finish/Color Selector.
- COM (Customer's Own Material),
refer to page 15.





Salvo Series | Stacks up to 12+ high



Manufactured from light-weight, high-strength, aluminum alloy.

Featuring COMFORTflex® Back



CF24/3 Chair

	Specification								Other
	Quantity	COM/ Gr.4	Gr.5	Gr.6	Gr.7	Gr.8	Gr.9	Gr.10	
	1-23	450.00	458.50	469.55	476.35	481.45	486.55	498.45	
	24-99	440.00	448.50	459.55	466.35	471.45	476.55	488.45	
	100-399	435.00	443.50	454.55	461.35	466.45	471.55	483.45	
	400+	432.50	441.00	452.05	458.85	463.95	469.05	480.95	
18-1/4"w x 21-1/4"d x 36-1/4"h COM: .85 yds. Actual Weight: 16.8 lbs. Shipping Weight: 19.5 lbs. Freight Class: 175 4 per carton, 14.5 cu.ft Recycled Content: 0%									



CF24/3-W Wide Chair

	Specification								Other
	Quantity	COM/ Gr.4	Gr.5	Gr.6	Gr.7	Gr.8	Gr.9	Gr.10	
	1-23	476.50	485.00	496.05	502.85	507.95	513.05	524.95	
	24-99	466.50	475.00	486.05	492.85	497.95	503.05	514.95	
	100-399	461.50	470.00	481.05	487.85	492.95	498.05	509.95	
	400+	459.00	467.50	478.55	485.35	490.45	495.55	507.45	
19-1/4"w x 21-1/4"d x 36-1/4"h COM: .85 yds. Actual Weight: 17.5 lbs. Shipping Weight: 20.5 lbs. Freight Class: 250 3 per carton, 18.75 cu.ft Recycled Content: 0%									

CF24/3-UL Ultra-Light Chair

	Specification								Other
	Quantity	COM/ Gr.4	Gr.5	Gr.6	Gr.7	Gr.8	Gr.9	Gr.10	
	1-23	471.25	479.75	490.80	497.60	502.70	507.80	519.70	
	24-99	461.25	469.75	480.80	487.60	492.70	497.80	509.70	
	100-399	456.25	464.75	475.80	482.60	487.70	492.80	504.70	
	400+	453.75	462.25	473.30	480.10	485.20	490.30	502.20	
18-1/4"w x 21-1/4"d x 36-1/4"h COM: .85 yds. Actual Weight: 14.9 lbs. Shipping Weight: 17.5 lbs. Freight Class: 175 4 per carton, 14.5 cu.ft Recycled Content: 0%									Ultra-light feature deducts 1.9 lbs. from the weight of chair. 

CF24/3-UL-W Ultra-light Wide Chair

	Specification								Other
	Quantity	COM/ Gr.4	Gr.5	Gr.6	Gr.7	Gr.8	Gr.9	Gr.10	
	1-23	497.75	506.25	517.30	524.10	529.20	534.30	546.20	
	24-99	487.75	496.25	507.30	514.10	519.20	524.30	536.20	
	100-399	482.75	491.25	502.30	509.10	514.20	519.30	531.20	
	400+	480.25	488.75	499.80	506.60	511.70	516.80	528.70	
19-1/4"w x 21-1/4"d x 36-1/4"h COM: .85 yds. Actual Weight: 15.6 lbs. Shipping Weight: 18.75 lbs. Freight Class: 250 3 per carton, 18.75 cu.ft Recycled Content: 0%									Ultra-light feature deducts 1.9 lbs. from the weight of chair. 

Standard Features

Standard Powdercoat Colors:

Any standard MTS powdercoat color;
VelveTouch and Dura Clear Coat not
available.

Brushed Aluminum Finishes, add \$7.50.

Chestnut (BCH)
Dark Walnut (BDW)
Mahogany Gloss (BMH)
Mahogany Matte (BMM)
Natural Gloss (BNL)
Natural Matte (BNM)

Other:


- Premium Metal Base
Glides
- Silhouette style back

COMFORTflex®:

The COMFORTflex® Salvo has a high-strength
aluminum alloy spring that allows the back to flex as
the person seated moves or applies pressure to the
back. The combination of ergonomically designed
contoured seat wood and foam with the motion of
the COMFORTflex® back provides hours of
supportive comfort.



COMFORTweb®:



MTS COMFORT-
web® support system
provides exceptional
comfort for extended
seating. A luxurious
layer of COMFORT-
bliss® foam supported
by flexible rubber and polypropylene
stretchband material delivers responsive,
reliable comfort.

Options



**Retractable Wire
Ganger**
Specify (RLG) Gold,
(RLS) Silver, (RLB)
Black, add \$12.50.



ProBax®
Advanced Seating Technology

ProBax® Option
Specify (PRO),
add: \$17.50.
Refer to page 31.

Textile Options

- For pricing on grades 11-24, refer
to the Upholstery Grading Chart
on page 18.
- For textile selections, grades 4-10,
refer to the Finish/Color Selector.
- COM (Customer's Own Material),
refer to page 15.



City of Oklahoma City and
its Trusts

Banquet Stacking Chairs

Leg-on-Leg Stacking Chairs

EFFECTIVE March 1, 2023
MTS Seating
P. 734-847-3875
F. 800-329-0687
www.mtsseating.com


25301

Salvo Series | Stacks up to 12+ high


Manufactured from light-weight, high-strength, aluminum alloy.

Featuring COMFORTflex® Back


CF24/4 Chair

	Specification								Other
	Quantity	COM/ Gr.4	Gr.5	Gr.6	Gr.7	Gr.8	Gr.9	Gr.10	
	1-23	450.00	458.50	469.55	476.35	481.45	486.55	498.45	
	24-99	440.00	448.50	459.55	466.35	471.45	476.55	488.45	
	100-399	435.00	443.50	454.55	461.35	466.45	471.55	483.45	
400+	432.50	441.00	452.05	458.85	463.95	469.05	480.95		
18 1/4" w x 21" d x 35 1/4" h COM: .85 yds. Actual Weight: 16.2 lbs. Shipping Weight: 18.75 lbs. Freight Class: 175 4 per carton, 14.5 cu.ft Recycled Content: 0%									


CF24/4-W Wide Chair

	Specification								Other
	Quantity	COM/ Gr.4	Gr.5	Gr.6	Gr.7	Gr.8	Gr.9	Gr.10	
	1-23	476.50	485.00	496.05	502.85	507.95	513.05	524.95	
	24-99	466.50	475.00	486.05	492.85	497.95	503.05	514.95	
	100-399	461.50	470.00	481.05	487.85	492.95	498.05	509.95	
400+	459.00	467.50	478.55	485.35	490.45	495.55	507.45		
19 1/4" w x 21" d x 35 1/4" h COM: .85 yds. Actual Weight: 16.5 lbs. Shipping Weight: 19.25 lbs. Freight Class: 250 3 per carton, 18.75 cu.ft Recycled Content: 0%									

CF24/4-UL Ultra-Light Chair

	Specification								Other
	Quantity	COM/ Gr.4	Gr.5	Gr.6	Gr.7	Gr.8	Gr.9	Gr.10	
	1-23	471.25	479.75	490.80	497.60	502.70	507.80	519.70	
	24-99	461.25	469.75	480.80	487.60	492.70	497.80	509.70	
	100-399	456.25	464.75	475.80	482.60	487.70	492.80	504.70	
400+	453.75	462.25	473.30	480.10	485.20	490.30	502.20		
18 1/4" w x 21" d x 35 1/4" h COM: .85 yds. Actual Weight: 15.2 lbs. Shipping Weight: 17.75 lbs. Freight Class: 175 4 per carton, 14.5 cu.ft Recycled Content: 0%									

CF24/4-UL-W Ultra-light Wide Chair

	Specification								Other
	Quantity	COM/ Gr.4	Gr.5	Gr.6	Gr.7	Gr.8	Gr.9	Gr.10	
	1-23	497.75	506.25	517.30	524.10	529.20	534.30	546.20	
	24-99	487.75	496.25	507.30	514.10	519.20	524.30	536.20	
	100-399	482.75	491.25	502.30	509.10	514.20	519.30	531.20	
400+	480.25	488.75	499.80	506.60	511.70	516.80	528.70		
19 1/4" w x 21" d x 35 1/4" h COM: .85 yds. Actual Weight: 15.7 lbs. Shipping Weight: 18.25 lbs. Freight Class: 250 3 per carton, 18.75 cu.ft Recycled Content: 0%									

Standard Features

Standard Powdercoat Colors:

Any standard MTS powdercoat color;
VelveTouch and Dura Clear Coat not
available.

Brushed Aluminum Finishes, add \$7.50.

Chestnut (BCH)
Dark Walnut (BDW)
Mahogany Gloss (BMH)
Mahogany Matte (BMM)
Natural Gloss (BNL)
Natural Matte (BNM)

Other:

- Premium Metal Base
Glides
- Silhouette style back




COMFORTflex®:

The COMFORTflex® Salvo has a high-strength
aluminum alloy spring that allows the back to flex as
the person seated moves or applies pressure to the
back. The combination of ergonomically designed
contoured seat wood and foam with the motion of
the COMFORTflex® back provides hours of
supportive comfort.



COMFORTweb®:



MTS COMFORT-
web® support system
provides exceptional
comfort for extended
seating. A luxurious
layer of COMFORT-
bliss® foam supported

by flexible rubber and polypropylene
stretchband material delivers responsive,
reliable comfort.

Options



**Retractable Wire
Ganger**
Specify (RLG) Gold,
(RLS) Silver, (RLB)
Black, add \$12.50.



ProBax®
Advanced Seating Technology

ProBax® Option
Specify (PRO),
add: \$17.50.
Refer to page 31.

Textile Options

- For pricing on grades 11-24, refer
to the Upholstery Grading Chart
on page 18.
- For textile selections, grades 4-10,
refer to the Finish/Color Selector.
- COM (Customer's Own Material),
refer to page 15.



Banquet Stacking Chairs

City of Oklahoma City and its Trusts
Leg-on-Leg Stacking Chairs

EFFECTIVE March 1, 2023
MTS Seating
P. 734-847-3875
F. 800-329-0687
www.mtsseating.com

25301

Zevo Series | Stacks up to 12 high

Manufactured from light-weight, high-strength, aluminum alloy.

28/22 Chair



Quantity	COM/ Gr.4	Gr.5	Gr.6	Gr.7	Gr.8	Gr.9	Gr.10
1-23	412.75	421.25	432.30	439.10	444.20	449.30	461.20
24-99	402.75	411.25	422.30	429.10	434.20	439.30	451.20
100-399	397.75	406.25	417.30	424.10	429.20	434.30	446.20
400+	395.25	403.75	414.80	421.60	426.70	431.80	443.70

Specification

18"w x 25-1/4"d x 37-1/4"h
COM: .85 yds.
Actual Weight: 14.6 lbs.
Shipping Weight: 17.25 lbs.
Freight Class: 175
4 per carton, 14.5 cu.ft
Recycled Content: 0%

Other

CF28/22 COMFORTflex® Chair



Quantity	COM/ Gr.4	Gr.5	Gr.6	Gr.7	Gr.8	Gr.9	Gr.10
1-23	497.75	506.25	517.30	524.10	529.20	534.30	546.20
24-99	487.75	496.25	507.30	514.10	519.20	524.30	536.20
100-399	482.75	491.25	502.30	509.10	514.20	519.30	531.20
400+	480.25	488.75	499.80	506.60	511.70	516.80	528.70

Specification

18"w x 24-1/4"d x 37-3/4"h
COM: .85 yds.
Actual Weight: 17.1 lbs.
Shipping Weight: 19.5 lbs.
Freight Class: 175
4 per carton, 14.5 cu.ft
Recycled Content: 0%

Other

28/22-W Wide Chair



Quantity	COM/ Gr.4	Gr.5	Gr.6	Gr.7	Gr.8	Gr.9	Gr.10
1-23	434.25	442.75	453.80	460.60	465.70	470.80	482.70
24-99	424.25	432.75	443.80	450.60	455.70	460.80	472.70
100-399	419.25	427.75	438.80	445.60	450.70	455.80	467.70
400+	416.75	425.25	436.30	443.10	448.20	453.30	465.20

Specification

19"w x 25-1/4"d x 37-1/4"h
COM: .85 yds.
Actual Weight: 15.2 lbs.
Shipping Weight: 18.25 lbs.
Freight Class: 250
3 per carton, 18.75 cu.ft
Recycled Content: 0%

Other

CF28/22-W COMFORTflex® Wide Chair



Quantity	COM/ Gr.4	Gr.5	Gr.6	Gr.7	Gr.8	Gr.9	Gr.10
1-23	518.75	527.25	538.30	545.10	550.20	555.30	567.20
24-99	508.75	517.25	528.30	535.10	540.20	545.30	557.20
100-399	503.75	512.25	523.30	530.10	535.20	540.30	552.20
400+	501.25	509.75	520.80	527.60	532.70	537.80	549.70

Specification

19"w x 24-1/4"d x 37-3/4"h
COM: .85 yds.
Actual Weight: 17.5 lbs.
Shipping Weight: 20.5 lbs.
Freight Class: 250
3 per carton, 18.75 cu.ft
Recycled Content: 0%

Other

Standard Features

Standard Powdercoat Colors:

Any standard MTS powdercoat color;
VelveTouch and Dura Clear Coat not
available.

Brushed Aluminum Finishes, add \$7.50.

Chestnut (BCH)
Dark Walnut (BDW)
Mahogany Gloss (BMH)
Mahogany Matte (BMM)
Natural Gloss (BNL)
Natural Matte (BNM)

Other:

- Premium Metal Base
Glides **standard on
CF models**. Add:
\$5.50 and specify
MBG on non CF
models.

- Silhouette style back




COMFORTflex®:

The COMFORTflex® Zevo utilizes a high-tech
composite hinge that allows the back to flex as the
person seated moves or applies pressure to the
back. The combination of ergonomically designed
contoured seat wood and foam with the motion of
the COMFORTflex® back provides hours of
supportive comfort.



COMFORTweb®:



MTS COMFORT-
web® support system
provides exceptional
comfort for extended
seating. A luxurious
layer of COMFORT-
bliss® foam supported
by flexible rubber and polypropylene
stretchband material delivers responsive,
reliable comfort.

Options



**Retractable Wire
Ganger**
Specify (RLG) Gold,
(RLS) Silver, (RLB)
Black, add \$12.50.



ProBax®
Advanced Seating Technology

ProBax® Option
Specify (PRO),
add: \$17.50.
Refer to page 31.

Textile Options

- For pricing on grades 11-24, refer
to the Upholstery Grading Chart
on page 18.
- For textile selections, grades 4-10,
refer to the Finish/Color Selector.
- COM (Customer's Own Material),
refer to page 15.

**élan Series** | Stacks or Nests up to 10 high

Featuring COMFORTflex® Back

These products are covered by the following Patent
and/or Patent(s) Pending: # 7,014,268; D521264


Specify Back Style (listed above back style photo) with base selection listed on pricing grid (S, A, RA, 500).

BE155	BE198	BE271	BE279	BE569	BE584
					
BE155-500 BE155-S BE155-A BE155-RA	BE198-500 BE198-S BE198-A BE198-RA	BE271-500 BE271-S BE271-A BE271-RA	BE279-500 BE279-S BE279-A BE279-RA	BE569-500 BE569-S BE569-A BE569-RA	BE584-500 BE584-S BE584-A BE584-RA



Available stacking and nesting élan models list below photo. Refer to page 58 for detailed information on leg styles and features and options.


élan with Steel Nestable Base (-S) in Standard Powdercoat with Matching Spring (VelveTouch not available)

	Quantity	COM/ Gr.4	Gr.5	Gr.6	Gr.7	Gr.8	Gr.9	Gr.10	Steel Nesting Base (S) Series Finish Options: (50 piece min.) Chrome (CI) \$45.00 Satin Nickel Chrome (SNC) \$55.00 Less than 50 pieces: 1-23: add \$15.00 to Optional Plated Price. 24-49: add \$7.50 to Optional Plated Price.
	1-23	420.25	432.75	449.00	459.00	466.50	474.00	491.50	
	24-99	410.25	422.75	439.00	449.00	456.50	464.00	481.50	
	100-399	405.25	417.75	434.00	444.00	451.50	459.00	476.50	
	400+	402.75	415.25	431.50	441.50	449.00	456.50	474.00	

élan Steel Base Models Specifications

Model	Dimensions	COM	Shipping WT.	# per Carton	Freight Class	Cu. Area	Actual Weight	Recycled Content	Note
BE155-S	20½"w x 24 1/4"d x 35 1/2"h	1.25 Yds	21 lbs.	4	175	16.75	17.5 lbs.	6.05%	• 4" COMFORTweb® seat with COMFORTbliss 3® foam standard. • Nests "seat on seat". • Nests up to 10 high. • Premium Metal Base Glides Standard
BE198-S	20½"w x 24 1/4"d x 36 1/4"h	1.25 Yds	21 lbs.	4	175	16.75	18.0 lbs.	5.88%	
BE271-S	20½"w x 23 3/4"d x 34 3/4"h	1.25 Yds	21 lbs.	4	175	16.75	17.5 lbs.	6.05%	
BE279-S	20½"w x 23 3/4"d x 34"h	1.25 Yds	21 lbs.	4	175	16.75	18.0 lbs.	5.88%	
BE569-S	20½"w x 23 3/4"d x 34 1/4"h	1.25 Yds	21 lbs.	4	175	16.75	17.75 lbs.	5.96%	
BE584-S	20½"w x 24 1/4"d x 35 1/4"h	1.25 Yds	21 lbs.	4	175	16.75	17.75 lbs.	5.96%	

élan with Aluminum Nestable Base (A), (RA) in Standard Powdercoat with Matching Spring (VelveTouch & Dura Clear Coat not available)

	Quantity	COM/ Gr.4	Gr.5	Gr.6	Gr.7	Gr.8	Gr.9	Gr.10	Aluminum Nesting (A, RA) Base Finish Options: Brushed Aluminum Finishes, add \$7.50. Specify Chestnut (BCH), Dark Walnut (BDW), Mahogany (BMH), Mahogany Matte (BMM), Natural Gloss (BNL), Natural Matte (BNM).
	1-23	452.25	464.75	481.00	491.00	498.50	506.00	523.50	
	24-99	442.25	454.75	471.00	481.00	488.50	496.00	513.50	
	100-399	437.25	449.75	466.00	476.00	483.50	491.00	508.50	
	400+	434.75	447.25	463.50	473.50	481.00	488.50	506.00	

Model	Dimensions	COM	Shipping WT.	# per Carton	Freight Class	Cu. Area	Actual Weight	Recycled Content	Note
BE155-A/RA	20½"w x 24 1/4"d x 35 1/2"h	1.25 Yds	19.5 lbs.	4	175	16.75	16.25 lbs.	0.00%	• 4" COMFORTweb® seat with COMFORTbliss 3® foam standard. • Nests "seat on seat". • Nests up to 10 high. • Premium Metal Base Glides Standard
BE198-A/RA	20½"w x 24 1/4"d x 36 1/4"h	1.25 Yds	19.5 lbs.	4	175	16.75	16.75 lbs.	0.00%	
BE271-A/RA	20½"w x 23 3/4"d x 34 3/4"h	1.25 Yds	19.5 lbs.	4	175	16.75	16.25 lbs.	0.00%	
BE279-A/RA	20½"w x 23 3/4"d x 34"h	1.25 Yds	19.5 lbs.	4	175	16.75	16.75 lbs.	0.00%	
BE569-A/RA	20½"w x 23 3/4"d x 34 1/4"h	1.25 Yds	19.5 lbs.	4	175	16.75	16.50 lbs.	0.00%	
BE584-A/RA	20½"w x 24 1/4"d x 35 1/4"h	1.25 Yds	19.5 lbs.	4	175	16.75	16.50 lbs.	0.00%	




élan Series | Stacks or Nests up to 10 high

Featuring COMFORTflex® Back

These products are covered by the following Patent
and/or Patent(s) Pending: # 7,014,268; D521264

élan with Steel 500 Series Stacking Base (-500) in Standard Powdercoat with Matching Spring (VelveTouch not available)

	Quantity	COM/ Gr.4	Gr.5	Gr.6	Gr.7	Gr.8	Gr.9	Gr.10
	1-23	360.00	371.00	385.30	394.10	400.70	407.30	422.70
	24-99	350.00	361.00	375.30	384.10	390.70	397.30	412.70
	100-399	345.00	356.00	370.30	379.10	385.70	392.30	407.70
	400+	342.50	353.50	367.80	376.60	383.20	389.80	405.20

500 Series Steel Stacking Base
Finish Options: (50 piece min.)
Chrome (CI) \$45.00
Satin Nickel Chrome (SNC) \$55.00
Less than 50 pieces:
1-23: add \$15.00 to Optional Plated Price.
24-49: add \$7.50 to Optional Plated Price.

Model	Dimensions	COM	Shipping WT.	# per Carton	Freight Class	Cu. Area	Actual Weight	Recycled Content	Note
BE155-500	18 1/4"w x 21 1/2"d x 37 1/2"h	1.1 Yds	22 lbs.	4	175	16.75	20.25 lbs.	12.62%	• 2-1/2" Waterfall Seat with COMFORTbliss 2® foam standard. • Stacks "leg on leg" • Stacks up to 10+ high free standing.) • Premium Metal Base Glides Standard
BE198-500	18 1/4"w x 21 1/2"d x 38 1/4"h	1.1 Yds	22 lbs.	4	175	16.75	20.75 lbs.	12.31%	
BE271-500	18 1/4"w x 21 1/2"d x 36 3/4"h	1.1 Yds	22 lbs.	4	175	16.75	20.25 lbs.	12.62%	
BE279-500	18 1/4"w x 21 1/4"d x 36"h	1.1 Yds	22 lbs.	4	175	16.75	20.75 lbs.	12.31%	
BE569-500	18 1/4"w x 21 1/4"d x 36 1/4"h	1.1 Yds	22 lbs.	4	175	16.75	20.50 lbs.	12.46%	
BE584-500	18 1/4"w x 21 1/2"d x 37 1/4"h	1.1 Yds	22 lbs.	4	175	16.75	20.50 lbs.	12.46%	

élan Gaming Nesting Chairs:

The MTS élan Nesting chair is perfect for those extended hours at the gaming tables. And to provide even more prolonged comfort, all élan nesting styles are available with our optional "Wide" seat, providing a full 1 inch of width over our standard seat. Specify "W" after the base suffix (BE198-A-W, for example).

Available on all nesting élan models. Add \$15.00.

And if ultra-comfortable is in the cards, we offer a "Mega-Size" 198 back style élan. With a larger seat, 2-1/2 full inches wider than our standard seat, and a 22 inch back, 2 inches taller than the standard back, the Mega-Size élan is the perfect choice for high-roller comfort. Specify "M" after the base suffix.

Available on nesting 198 back styles only. Add \$25.00.






COMFORTcurve® élan Series | Nests up to 10 high

Featuring COMFORTflex® Back

These products are covered by the following Patent
and/or Patent(s) Pending: # 7,014,268; D521264

CC301- (S, A)



élan Steel or Aluminum Nestable Base (S) or (A) in Standard Powdercoat* with Matching Spring

"S" Base (Steel) VelveTouch not available



Quantity	COM/ Gr.4	Gr.5	Gr.6	Gr.7	Gr.8	Gr.9	Gr.10
1-23	448.50	461.00	477.25	487.25	494.75	502.25	519.75
24-99	438.50	451.00	467.25	477.25	484.75	492.25	509.75
100-399	433.50	446.00	462.25	472.25	479.75	487.25	504.75
400+	431.00	443.50	459.75	469.75	477.25	484.75	502.25

Steel Nesting Base (S) Series

Finish Options: (50 piece min.)

Chrome (CI)	\$45.00
Satin Nickel Chrome (SNC)	\$55.00

Less than 50 pieces:

1-23:	add \$15.00 to Optional Plated Price.
4-49:	add \$7.50 to Optional Plated Price.

"A" Base (Aluminum) VelveTouch or Dura Clear Coat not available



Quantity	COM/ Gr.4	Gr.5	Gr.6	Gr.7	Gr.8	Gr.9	Gr.10
1-23	479.25	491.75	508.00	518.00	525.50	533.00	550.50
24-99	469.25	481.75	498.00	508.00	515.50	523.00	540.50
100-399	464.25	476.75	493.00	503.00	510.50	518.00	535.50
400+	461.75	474.25	490.50	500.50	508.00	515.50	533.00

Aluminum Nesting (A, RA) Base

Finish Options:

Brushed Aluminum Finishes, add \$7.50. Specify
Chestnut (BCH), Dark Walnut (BDW), Mahogany
(BMH), Mahogany Matte (BMM), Natural Gloss
(BNL), Natural Matte (BNM).

Model	Dimensions	COM	Shipping WT.	# per Carton	Freight Class	Cu. Area	Actual Weight
CC301-A	20-1/2"w x 23"d x 36"h	1.25 Yds	22 lbs.	4	175	16.75	18.6 lbs.
CC301-S	20-1/2"w x 23"d x 36"h	1.25 Yds	23.5 lbs.	4	175	16.75	20.1 lbs.

MTS does not recommend Vinyl, Silk,
Velvet, or Chenille on seats.



See page 58 for Standard Features and Options.



COMFORTcurve® élan Series | Nests up to 10 high

Featuring COMFORTflex® Back

These products are covered by the following Patent
and/or Patent(s) Pending: # 7,014,268; D521264

Standard Features

COMFORTflex® Back:



The COMFORTcurve™ élan series is standard with a COMFORTflex® back, featuring a compound contoured back for exceptional lumbar support, and a protective vinyl bumper edge. The bumper edge back

utilizes a high strength aluminum alloy spring that allows the back to flex as the person seated moves or applies pressure to the back.

COMFORTweb® Seat:



flexible rubberized polypropylene stretch and material delivers responsive, reliable comfort.

COMFORTweb® seat

provides exceptional comfort for extended seating. A luxurious layer of COMFORTbliss® foam supported by alternating



Possibly the most comfortable banquet chair anywhere, the COMFORTcurve™ élan features our new COMFORTcurve™ back shape. This unique back design is shaped to support the natural curve of the

spine and provides unparalleled lumbar support. With a thinner profile, it delivers a fresh appearance.

Standard Powdercoat Colors:

Refer to Finish/Color Selector.
VelveTouch not available.

Standard Bumper Edge Colors:

B01: Black	B11: Metallic Espresso
B03: Cabernet	B13: Metallic Antique Gold
B07: Camel	B14: Metallic Brass
B08: Chocolate	B15: Metallic Charcoal
B09: Bittersweet	B16: Metallic Silver
B10: Metallic Copper	B17: Metallic Impala

Other:

- 4" COMFORTweb® seat with COMFORTbliss 3® Foam
- Premium Metal Base Glides
- Nests seat-on-seat up to 10 high



Options

élan Retractable Ganger:



Elan Nestable Base (S, A, RA) Retractable Formed Ganger:
Specify (RFB), add \$17.50.

Custom Embroidered Outside Backs:



Custom Embroidered Outside Backs can be specified (CEB). Please contact your local MTS representative or your MTS Sales Coordinator with your design and quantity to receive a quotation.

élan COMFORTgrip™ - Specify (CHG):



Ergonomically designed to provide a comfortable grip when handling the élan banquet chairs. The heel of your hand rests on the vinyl bumper edge and your fingers easily and comfortably slip up inside the COMFORTgrip™ opening when repositioning

or moving these chairs. This also allows minimal contact with the upholstery surface and maintains the elegant appearance of your élan dining or banquet chairs, without adding a "handle" to the top of the frame, or a "hole" in the upholstered back. COMFORTgrip™ will be finished to compliment your upholstery selection or the bumper edge color.

Standard Powdercoat finishes: add \$15.00.
Chrome, specify (C1) or Satin Nickel Chrome, specify (SNC): add \$32.50.

Patent #D522,776.

élan Caster Option:



Specify (C) after model number, add: \$75.00. élan nesting bases (A), (RA), or (S) only. Not recommended for stacking/banquet applications.

ProBax®



ProBax®

Specify (PRO), add \$17.50.
Refer to page 31.


MTS does not recommend Vinyl, Silk, Velvet, or Chenille on seats.

Vio | Stacks up to 14 high


Manufactured from light-weight, high-strength, aluminum alloy.

Designed by Peter Roth

04/1 Vio COMFORTmesh™ Back

	Quantity	COM/ Gr.4	Gr.5	Gr.6	Gr.7	Gr.8	Gr.9	Gr.10	Specification	Other
	1-23	475.00	478.50	483.05	485.85	487.95	490.05	494.95	18-1/4"w x 24"d x 36"h COM: .35 Yards Actual Wgt: 12.4 lbs. ea. Shipping Wgt: 14.3 lbs. ea. Freight Class: 250 4 per carton, 15 cu. ft.	For COMFORTmesh™ color selections see below. Must specify COMFORTmesh™ fabric color for back.
	24-99	465.00	468.50	473.05	475.85	477.95	480.05	484.95		
	100-399	460.00	463.50	468.05	470.85	472.95	475.05	479.95		
	400+	457.50	461.00	465.55	468.35	470.45	472.55	477.45		

04/2 Vio Upholstered Back

	Quantity	COM/ Gr.4	Gr.5	Gr.6	Gr.7	Gr.8	Gr.9	Gr.10	Specification	Other
	1-23	480.00	488.00	498.40	504.80	509.60	514.40	525.60	18-1/4"w x 24"d x 35-1/2"h COM: .80 Yards Actual Wgt: 15.8 lbs. ea. Shipping Wgt: 17.7 lbs. ea. Freight Class: 250 4 per carton, 15 cu. ft.	
	24-99	470.00	478.00	488.40	494.80	499.60	504.40	515.60		
	100-399	465.00	473.00	483.40	489.80	494.60	499.40	510.60		
	400+	462.50	470.50	480.90	487.30	492.10	496.90	508.10		

Standard Features

COMFORTflex® Feature



The Vio series features a COMFORTflex® back, which utilizes a high strength aluminum alloy spring that allows the back to flex as the person seated move or applies pressure to the back. The COMFORTflex® back provides hours of supportive comfort.

COMFORTweb® Seat:



COMFORTweb® seat provides exceptional comfort for extended seating. A luxurious layer of COMFORTbliss® foam supported by alternating flexible rubberized polypropylene stretchband material delivers responsive, reliable comfort.

COMFORTmesh™ Color Selections:

For model 04/1, specify:

MSH701 BLACK MSH706 GOLDEN
MSH702 COCOA MSH707 INDIGO
MSH703 CURRANT MSH708 PAPRIKA
MSH704 FERN MSH709 SMOKE
MSH705 FROTHER

Recommended Coordinating Seat Colors, but not limited to:

HUE701 BLACK HUE706 GOLDEN
HUE702 COCOA HUE707 INDIGO
HUE703 CURRANT HUE708 PAPRIKA
HUE704 FERN HUE709 SMOKE
HUE705 FROTHER

See MTS Color Selector for digital image of mesh and coordinating seat colors.

Standard Powdercoat Colors:

Any standard MTS powdercoat; not available in Velvetouch, Dura Clear Coat, or Brushed Aluminum Finishes.

Integrated Top Hand Rail:



Integrated Top Hand Rail Standard



Top View

Other:

- Model 04/2 Silhouette Style Back; no exposed fasteners.
- "EASY GLIDE", clear butyrate floor glide
- Featuring smooth, triangular extruded aluminum frame that facilitates stacking up to 14 high.



Options

Retractable Wire Ganger:



Specify: Gold (RLG), Silver (RLS), or Black (RLB). Add: \$12.50.

ProBax®:



ProBax®

Specify (PRO), add \$17.50. Refer to page 31.

Textile Options

- For pricing on grades 11-24, refer to the Upholstery Grading Chart on page 18.
- For textile selections, grades 4-10, refer to the Finish/Color Selector.
- COM (Customer's Own Material), refer to page 15.

To Order:

All orders must specify:

1. Ship To address.
2. Any critical arrival/opening dates.
3. Model number.
4. Frame finish by number and color name.
5. Stain and/or upholstery selection by pattern name, color number and name.
6. Quantity.



City of Oklahoma City and
its Trusts

Banquet Stacking Chairs

Leg-on-Leg Stacking Chairs


EFFECTIVE March 1, 2023
MTS Seating
P. 734-847-3875
F. 800-329-0687
www.mtsseating.com

25301


Mendola Series® | Stacks up to 10 high

Manufactured from light-weight, high-strength, aluminum alloy.



07/1 Side Chair

	Quantity	COM/ Gr.4	Gr.5	Gr.6	Gr.7	Gr.8	Gr.9	Gr.10	Specification	Other
	1-23	462.50	472.50	485.50	493.50	499.50	505.50	519.50	18 3/4"w x 22 1/2"d x 34 1/2"h COM: 1.0 yards Actual Wgt.: 12.25 lbs. Shipping Wgt.: 14.25 lbs. Freight Class: 250 4 per carton, 16.3 cu.ft Recycled Content: 0%	
	24-99	452.50	462.50	475.50	483.50	489.50	495.50	509.50		
	100-399	447.50	457.50	470.50	478.50	484.50	490.50	504.50		
	400+	445.00	455.00	468.00	476.00	482.00	488.00	502.00		

07/1A Arm Chair

	Quantity	COM/ Gr.4	Gr.5	Gr.6	Gr.7	Gr.8	Gr.9	Gr.10	Specification	Other
	1-23	910.00	920.50	934.15	942.55	948.85	955.15	969.85	23 1/2"w x 22 1/2"d x 34 1/2"h Arm Height: 26-1/2 " COM: 1.05 yards Actual Wgt.: 13 lbs. Shipping Wgt.: 15.25 lbs. Freight Class: 250 4 per carton, 20.3 cu.ft Recycled Content: 0%	Upholstered arm standard.
	24-99	900.00	910.50	924.15	932.55	938.85	945.15	959.85		
	100-399	895.00	905.50	919.15	927.55	933.85	940.15	954.85		
	400+	892.50	903.00	916.65	925.05	931.35	937.65	952.35		

07/1TA Tablet Arm Chair

	Quantity	COM/ Gr.4	Gr.5	Gr.6	Gr.7	Gr.8	Gr.9	Gr.10	Specification	Other
	1-23	832.50	842.50	855.50	863.50	869.50	875.50	889.50	22 3/4"w x 26 1/2"d x 34 1/2"h Tablet Arm Height: 26 " COM: 1.0 yards Actual Wgt.: 15 lbs. Shipping Wgt.: 18 lbs. Freight Class: 250 4 per carton, 16.3 cu.ft Recycled Content: 0%	 Tablet arm is removable for stacking of chairs. Available in black only.
	24-99	822.50	832.50	845.50	853.50	859.50	865.50	879.50		
	100-399	817.50	827.50	840.50	848.50	854.50	860.50	874.50		
	400+	815.00	825.00	838.00	846.00	852.00	858.00	872.00		

Standard Features:

Standard Powdercoat Finishes:

Any standard MTS powdercoat; not available in VelvTouch, Dura Clear Coat, or Brushed Aluminum Finishes.

Frame Features:

Smooth triangular extruded aluminum frame that facilitates stacking up to 10 high.

Wood Shell Construction:

A contoured, compound curved wood shell construction delivers ergonomic back support, as well as a passive flex feature that naturally flexes with the movement of the seated patron.

Other:

• "EASY GLIDE", clear butyrate floor glide



Options

Retractable Wire Ganger:



Specify (RLG) Gold, (RLS) Silver, (RLB) Black, add \$12.50.

Intergrated Handhold



Specify (PHG), add: \$15.00.
Available in MTS powdercoat finish

Lumbar Support Pad:

Specify (CLB), add \$7.50.

ProBax®:



ProBax

Specify (PRO), add \$17.50.
Refer to page 31.

Textile Options:

- For pricing on grades 11-24, refer to the Upholstery Grading Chart on page 18.
- For textile selections, grades 4-10, refer to the Finish/Color Selector.
- COM (Customer's Own Material), refer to page 15.

MTS does not recommend Vinyl, Silk, Velvet, or Chenille on seats.

To Order:








All orders must specify:

1. Ship To address.
2. Any critical opening dates.
3. Model number.
4. Frame finish by number and color name
5. Upholstery selection by pattern name, color number and name.
6. Stain color and number.

Vario Allday® | Stacks up to 10 high

Manufactured from light-weight, high-strength, aluminum alloy.

These products are covered by one or more of the following patents or Patent(s) Pending: D 536,548; D 470,321; 470,317,6,805,412; D 486,003; D 541,069; 7,052,083; D542,553

21/1 22/1	21/2 22/2	21/4 22/4	21/5 22/5	21/6 22/6	21/7 22/7	21/10 22/10
						
14.75 lbs. ea.	14.75 lbs. ea.	14.75 lbs. ea.	14.75 lbs. ea.	14.5 lbs. ea.	14.75 lbs. ea.	14.25 lbs. ea.



Stacks leg on leg, 10 high.

Patent #D 470,321

Note: All Varios have NEW LEG DESIGN to accommodate 10 high stacking as of May, 2011. To inter-stack with models prior to this date, contact MTS for quotation.

21/22 Leg Style

Specifications

Quantity	COM/ Gr.4	Gr.5	Gr.6	Gr.7	Gr.8	Gr.9	Gr.10	All models except 21/22-10 17-1/4" w x 24" d x 36" h With Top Rail: 36-1/2" h COM: 1.00 Yards Actual Wgt: See above Shipping Wgt: 17.5 lbs. ea. Freight Class: 250 4 per carton, 17.25 cu. ft. Recycled Content: 0.00%	Models 21/22-10 18-1/2" w x 23" d x 34-3/4" h With Top Rail: 35-1/4" h COM: 1.00 Yards Actual Wgt: See above Shipping Wgt: 17.5 lbs. ea. Freight Class: 250 3 per carton, 15.75 cu. ft. Recycled Content: 0.00%
1-23	410.00	420.00	433.00	441.00	447.00	453.00	467.00		
24-99	400.00	410.00	423.00	431.00	437.00	443.00	457.00		
100-399	395.00	405.00	418.00	426.00	432.00	438.00	452.00		
400+	392.50	402.50	415.50	423.50	429.50	435.50	449.50		



22 Series Smooth Frame
Specify (22) as 1st two digits of chair model number.



21 Series Reeded Frame
Specify (21) as 1st two digits of chair model number.

Standard Features

Comfort All Around:



The Vario Allday® design features lower lumbar cushion and contoured seat and back. The Vario COMFORTflex® back utilizes a high-strength aluminum alloy spring that allows the back to flex as the person seate moves or applies pressure to the back, providing hours of supportive comfort.

Protective Stacking Strips:



The inside back legs of our Vario Allday® stackers feature protective stacking strips color coordinated to the frame finish

Clear PVC Protective Side Rails:



Protects upholstery when stacking.

Standard Finishes:

Any standard MTS powdercoat color; not available in VelveTouch or Dura Clear Coat.



Finishes:

Standard Powdercoat Finishes:

Any standard MTS powdercoat color; not available in VelveTouch or Dura Clear Coat.

Brushed Aluminum Finishes, add \$7.50.

Chestnut (BCH), Dark Walnut (BDW), Mahogany Gloss (BMH), Mahogany Matte (BMM), Natural Gloss (BNL), Natural Matte (BNM).

Other:

- COMFORTflex® back design.
- Contoured seat and back for extended comfort.
- Lower lumbar support cushion.
- Upholstered silhouette back.
- "EASY GLIDE", clear butyrate floor glide
- **Clear vinyl upholstery protector standard on lower back.**

MTS does not recommend Vinyl, Silk, Velvet, or Chenille on seats.

Top Rail Hand Grip:



Specify (T) after model number, add: \$25.00.

Premium Metal Glide:



Premium metal base, rubber cushioned booted glide:
Specify (MBG), add: \$5.50.

COMFORTweb® Seat



Specify (CWS), add: \$45.00.

Finished Wood Back:



Specify (WB).
add: \$120.00.
Specify stain finish

Retractable Wire Ganger:



Specify (RLG) Gold, (RLS) Silver, (RLB) Black, add: \$12.50.

ProBax®:



ProBax

Specify (PRO),
add: \$17.50.
Refer to page 31.

Protective Bumper Edge:



Protective Bumper Edge to protect upholstery:
Specify (VBE), add: \$17.50. Armchair models with this option have bumper edge on top half of back, above arms, with separate piece below. Vario side chairs have this option around the entire perimeter of the back.

Bumper Edge Colors:

- | | |
|------------------------|----------------------------|
| B01: Black | B13: Metallic Antique Gold |
| B03: Cabernet | B14: Metallic Brass |
| B07: Camel | B15: Metallic Charcoal |
| B08: Chocolate | B16: Metallic Silver |
| B09: Bittersweet | B17: Metallic Impala |
| B10: Metallic Copper | B19: Clear |
| B11: Metallic Espresso | |

Armchair Option:



Specify (A) after model number, add: \$175.00.
PVC arm standard.
Arm Height: 26"
Armchair Width: 23"
/10 = Arm Height: 27"
Armchair Width: 26-1/4"



Banquet Stacking Chairs

City of Oklahoma City and its Trusts
Leg-on-Leg Stacking Chairs



EFFECTIVE March 1, 2023
MTS Seating
P. 734-847-3875
F. 800-329-0687
www.mtsseating.com

25301



Inicio | Stacks up to 10 high

Manufactured from light-weight, high-strength, aluminum alloy.




09/1 Chair

	Quantity	COM/ Gr.4	Gr.5	Gr.6	Gr.7	Gr.8	Gr.9	Gr.10	18 1/4" w x 22 1/2" d x 35 1/4" h COM: 1.10 yards Actual Weight: 12.6 lbs. Shipping Weight: 15.5 lbs. Freight Class: 175 4 per carton 14.5 cu.ft Recycled Content: 0%	
	1-23	403.25	414.25	428.55	437.35	443.95	450.55	465.95		
	24-99	393.25	404.25	418.55	427.35	433.95	440.55	455.95		
	100-399	388.25	399.25	413.55	422.35	428.95	435.55	450.95		
	400+	385.75	396.75	411.05	419.85	426.45	433.05	448.45		




09/1H Chair with Hand Hold

	Quantity	COM/ Gr.4	Gr.5	Gr.6	Gr.7	Gr.8	Gr.9	Gr.10	18 1/4"w x 22 1/2"d x 35 1/4"h COM: 1.20 yards Actual Weight: 13.2 lbs. Shipping Weight: 16.0 lbs. Freight Class: 175 4 per carton 14.5 cu.ft Recycled Content: 0%	
	1-23	455.50	467.50	483.10	492.70	499.90	507.10	523.90		
	24-99	445.50	457.50	473.10	482.70	489.90	497.10	513.90		
	100-399	440.50	452.50	468.10	477.70	484.90	492.10	508.90		
	400+	438.00	450.00	465.60	475.20	482.40	489.60	506.40		

CF09/1 COMFORTflex® Chair

	Quantity	COM/ Gr.4	Gr.5	Gr.6	Gr.7	Gr.8	Gr.9	Gr.10	18 1/2"w x 21 3/4"d x 35 3/4"h COM: 1.10 yards Actual Weight: 14.8 lbs. Shipping Weight: 17.5 lbs. Freight Class: 175 4 per carton 14.5 cu.ft Recycled Content: 0%	 
	1-23	469.75	480.75	495.05	503.85	510.45	517.05	532.45		
	24-99	459.75	470.75	485.05	493.85	500.45	507.05	522.45		
	100-399	454.75	465.75	480.05	488.85	495.45	502.05	517.45		
	400+	452.25	463.25	477.55	486.35	492.95	499.55	514.95		

CF09/1H COMFORTflex® Chair with Hand Hold

	Quantity	COM/ Gr.4	Gr.5	Gr.6	Gr.7	Gr.8	Gr.9	Gr.10	18 1/2"w x 21 3/4"d x 35 3/4"h COM: 1.20 yards Actual Weight: 15.4 lbs. Shipping Weight: 18.0 lbs. Freight Class: 175 4 per carton 14.5 cu.ft Recycled Content: 0%	 
	1-23	522.25	534.25	549.85	559.45	566.65	573.85	590.65		
	24-99	512.25	524.25	539.85	549.45	556.65	563.85	580.65		
	100-399	507.25	519.25	534.85	544.45	551.65	558.85	575.65		
	400+	504.75	516.75	532.35	541.95	549.15	556.35	573.15		

Standard Features

Frame Finishes


Standard Powdercoat Finishes

Any standard MTS powdercoat color; VelveTouch and Dura Clear Coat not available.

Brushed Aluminum Finishes, add \$7.50.

Chestnut (BCH), Dark Walnut (BDW), Mahogany Gloss (BMH), Mahogany Matte (BMM) Natural Gloss (BNL), Natural Matte (BNM).

COMFORTweb®:



MTS COMFORTweb® seat provides exceptional comfort for extended seating. A luxurious layer of COMFORTbliss® foam supported by flexible rubber and polypropylene stretchband material delivers responsive, reliable comfort.

COMFORTflex®:



The COMFORTflex® seat and back system incorporates an all-new hinged flex-motion seat and back frame that allows the seat to flex with the back for extraordinary comfort, especially during extended periods of sitting.

Other:

- Premium Metal Base Glides standard on CF models. Add \$5.50 and specify MBG for non CF models.
- Silhouette style back
- Smooth profile frame

Options:

Retractable Wire Ganger:



Specify (RLG) Gold, (RLS) Silver, (RLB) Black, add \$12.50.

Two-tone Upholstery:

Specify (TTU), add: \$5.00. Must be same fabric pattern of different colors.

ProBax®:



Specify (PRO), add \$17.50. Refer to page 31.

Textile Options:

- For pricing on grades 11-24, refer to the Upholstery Grading Chart on page 18.
- For textile selections, grades 4-10, refer to the Finish/Color Selector.
- COM (Customer's Own Material), refer to page 15.



City of Oklahoma City and
its Trusts
Banquet Seating Chairs
Leg-on-Leg Stacking Chairs



EFFECTIVE March 1, 2023
MTS Seating
P. 734-847-3875
F. 800-329-0687
www.mtsseating.com

25301



Inicio | Stacks up to 10 high

Manufactured from light-weight, high-strength, aluminum alloy.




09/3 Chair

	Specification								Other
	Quantity	COM/ Gr.4	Gr.5	Gr.6	Gr.7	Gr.8	Gr.9	Gr.10	
	1-23	403.25	414.25	428.55	437.35	443.95	450.55	465.95	
	24-99	393.25	404.25	418.55	427.35	433.95	440.55	455.95	
	100-399	388.25	399.25	413.55	422.35	428.95	435.55	450.95	
400+	385.75	396.75	411.05	419.85	426.45	433.05	448.45		
18 1/4"w x 22 1/2"d x 35 1/2"h COM: 1.10 yards Actual Weight: 12.8 lbs. Shipping Weight: 15.75 lbs. Freight Class: 175 4 per carton 14.5 cu.ft Recycled Content: 0%									




09/3H Chair with Hand Hold

	Specification								Other
	Quantity	COM/ Gr.4	Gr.5	Gr.6	Gr.7	Gr.8	Gr.9	Gr.10	
	1-23	455.50	467.50	483.10	492.70	499.90	507.10	523.90	
	24-99	445.50	457.50	473.10	482.70	489.90	497.10	513.90	
	100-399	440.50	452.50	468.10	477.70	484.90	492.10	508.90	
400+	438.00	450.00	465.60	475.20	482.40	489.60	506.40		
18 1/4"w x 22 1/2"d x 35 1/2"h COM: 1.20 yards Actual Weight: 13.4 lbs. Shipping Weight: 16.25 lbs. Freight Class: 175 4 per carton 14.5 cu.ft Recycled Content: 0%									

CF09/3 COMFORTflex® Chair

	Specification								Other
	Quantity	COM/ Gr.4	Gr.5	Gr.6	Gr.7	Gr.8	Gr.9	Gr.10	
	1-23	469.75	480.75	495.05	503.85	510.45	517.05	532.45	
	24-99	459.75	470.75	485.05	493.85	500.45	507.05	522.45	
	100-399	454.75	465.75	480.05	488.85	495.45	502.05	517.45	
400+	452.25	463.25	477.55	486.35	492.95	499.55	514.95		
18 1/2"w x 21 3/4"d x 36"h COM: 1.10 yards Actual Weight: 15.0 lbs. Shipping Weight: 17.75 lbs. Freight Class: 175 4 per carton 14.5 cu.ft Recycled Content: 0%									 

CF09/3H COMFORTflex® Chair with Hand Hold

	Specification								Other
	Quantity	COM/ Gr.4	Gr.5	Gr.6	Gr.7	Gr.8	Gr.9	Gr.10	
	1-23	522.25	534.25	549.85	559.45	566.65	573.85	590.65	
	24-99	512.25	524.25	539.85	549.45	556.65	563.85	580.65	
	100-399	507.25	519.25	534.85	544.45	551.65	558.85	575.65	
400+	504.75	516.75	532.35	541.95	549.15	556.35	573.15		
18 1/2"w x 21 3/4"d x 36"h COM: 1.20 yards Actual Weight: 15.6 lbs. Shipping Weight: 18.25 lbs. Freight Class: 175 4 per carton 14.5 cu.ft Recycled Content: 0%									 

Standard Features

Frame Finishes


Standard Powdercoat Finishes

Any standard MTS powdercoat color;
VelveTouch and Dura Clear Coat not
available.

Brushed Aluminum Finishes, add \$7.50.

Chestnut (BCH), Dark Walnut (BDW),
Mahogany Gloss (BMH), Mahogany Matte
(BMM) Natural Gloss (BNL), Natural
Matte (BNM).

COMFORTweb®:



MTS
COMFORTweb® seat
provides exceptional
comfort for extended
seating. A luxurious
layer of COMFORTbliss® foam
supported by flexible rubber and
polypropylene stretchband material
delivers responsive, reliable comfort.

COMFORTflex®:



The COMFORTflex®
seat and back system
incorporates an all-new
hinged flex-motion seat
and back frame that
allows the seat to flex with the back for
extraordinary comfort, especially during
extended periods of sitting.

Other:

- Premium Metal Base Glides
standard on CF models. Add
\$5.50 and specify MBG for non
CF models.
- Silhouette style back
- Smooth profile frame

Options:

Retractable Wire Ganger:



Specify (RLG) Gold,
(RLS) Silver, (RLB)
Black, add \$12.50.

Two-tone Upholstery:

Specify (TTU), add: \$5.00.
Must be same fabric pattern of
different colors.

ProBax®:



Specify (PRO),
add \$17.50.
Refer to page 31.

Textile Options:

- For pricing on grades 11-24, refer
to the Upholstery Grading Chart on
page 18.
- For textile selections, grades 4-10,
refer to the Finish/Color Selector.
- COM (Customer's Own Material),
refer to page 15.



Banquet Stacking Chairs

City of Oklahoma City and
its Trusts

Leg-on-Leg Stacking Chairs

EFFECTIVE March 1, 2023
MTS Seating
P. 734-847-3875
F. 800-329-0687
www.mtsseating.com

25301

Inicio | Stacks up to 10 high

Manufactured from light-weight, high-strength, aluminum alloy.

09/5 Chair



Quantity	COM/ Gr.4	Gr.5	Gr.6	Gr.7	Gr.8	Gr.9	Gr.10
1-23	403.25	414.25	428.55	437.35	443.95	450.55	465.95
24-99	393.25	404.25	418.55	427.35	433.95	440.55	455.95
100-399	388.25	399.25	413.55	422.35	428.95	435.55	450.95
400+	385.75	396.75	411.05	419.85	426.45	433.05	448.45

Specification

18 1/4"w x 22 1/4"d x 34 1/2"h
COM: 1.10 yards
Actual Weight: 12.9 lbs.
Shipping Weight: 15.75 lbs.
Freight Class: 175
4 per carton 14.5 cu.ft
Recycled Content: 0%

Other



09/5H Chair with Hand Hold



Quantity	COM/ Gr.4	Gr.5	Gr.6	Gr.7	Gr.8	Gr.9	Gr.10
1-23	455.50	467.50	483.10	492.70	499.90	507.10	523.90
24-99	445.50	457.50	473.10	482.70	489.90	497.10	513.90
100-399	440.50	452.50	468.10	477.70	484.90	492.10	508.90
400+	438.00	450.00	465.60	475.20	482.40	489.60	506.40

Specification

18 1/4"w x 22 1/2"d x 35 1/4"h
COM: 1.20 yards
Actual Weight: 13.5 lbs.
Shipping Weight: 16.25 lbs.
Freight Class: 175
4 per carton 14.5 cu.ft
Recycled Content: 0%

Other



CF09/5 COMFORTflex® Chair



Quantity	COM/ Gr.4	Gr.5	Gr.6	Gr.7	Gr.8	Gr.9	Gr.10
1-23	469.75	480.75	495.05	503.85	510.45	517.05	532.45
24-99	459.75	470.75	485.05	493.85	500.45	507.05	522.45
100-399	454.75	465.75	480.05	488.85	495.45	502.05	517.45
400+	452.25	463.25	477.55	486.35	492.95	499.55	514.95

Specification

18 1/2"w x 21 3/4"d x 35 3/4"h
COM: 1.10 yards
Actual Weight: 14.8 lbs.
Shipping Weight: 17.5 lbs.
Freight Class: 175
4 per carton 14.5 cu.ft
Recycled Content: 0%

Other



CF09/5H COMFORTflex® Chair with Hand Hold



Quantity	COM/ Gr.4	Gr.5	Gr.6	Gr.7	Gr.8	Gr.9	Gr.10
1-23	522.25	534.25	549.85	559.45	566.65	573.85	590.65
24-99	512.25	524.25	539.85	549.45	556.65	563.85	580.65
100-399	507.25	519.25	534.85	544.45	551.65	558.85	575.65
400+	504.75	516.75	532.35	541.95	549.15	556.35	573.15

Specification

18 1/2"w x 21 3/4"d x 35 3/4"h
COM: 1.20 yards
Actual Weight: 15.7 lbs.
Shipping Weight: 18.25 lbs.
Freight Class: 175
4 per carton 14.5 cu.ft
Recycled Content: 0%

Other



Standard Features

Frame Finishes


Standard Powdercoat Finishes

Any standard MTS powdercoat color;
VelveTouch and Dura Clear Coat not
available.

Brushed Aluminum Finishes, add \$7.50.

Chestnut (BCH), Dark Walnut (BDW),
Mahogany Gloss (BMH), Mahogany Matte
(BMM) Natural Gloss (BNL), Natural
Matte (BNM).

COMFORTweb®:



MTS
COMFORTweb® seat
provides exceptional
comfort for extended
seating. A luxurious
layer of COMFORTbliss® foam
supported by flexible rubber and
polypropylene stretchband material
delivers responsive, reliable comfort.

COMFORTflex®:



The COMFORTflex®
seat and back system
incorporates an all-new
hinged flex-motion seat
and back frame that
allows the seat to flex with the back for
extraordinary comfort, especially during
extended periods of sitting.

Other:

- Premium Metal Base Glides
standard on CF models. Add
\$5.50 and specify MBG for non
CF models.
- Silhouette style back
- Smooth profile frame

Options:

Retractable Wire Ganger:



Specify (RLG) Gold,
(RLS) Silver, (RLB)
Black, add \$12.50.

Two-tone Upholstery:

Specify (TTU), add: \$5.00.
Must be same fabric pattern of
different colors.

ProBax®:



Specify (PRO),
add \$17.50.
Refer to page 31.

Textile Options:

- For pricing on grades 11-24, refer
to the Upholstery Grading Chart on
page 18.
- For textile selections, grades 4-10,
refer to the Finish/Color Selector.
- COM (Customer's Own Material),
refer to page 15.



City of Oklahoma City and
its Trusts

Banquet Stacking Chairs

Leg-on-Leg Stacking Chairs



EFFECTIVE March 1, 2023
MTS Seating
P. 734-847-3875
F. 800-329-0687
www.mtsseating.com

25301



Inicio | Stacks up to 10 high

Manufactured from light-weight, high-strength, aluminum alloy.




09/6 Chair

	Quantity	COM/ Gr.4	Gr.5	Gr.6	Gr.7	Gr.8	Gr.9	Gr.10	Specification	Other
	1-23	403.25	414.25	428.55	437.35	443.95	450.55	465.95	18 1/4"w x 22 1/2"d x 35 1/4"h COM: 1.10 yards Actual Weight: 13.0 lbs. Shipping Weight: 15.75 lbs. Freight Class: 175 4 per carton 14.5 cu.ft Recycled Content: 0%	
	24-99	393.25	404.25	418.55	427.35	433.95	440.55	455.95		
	100-399	388.25	399.25	413.55	422.35	428.95	435.55	450.95		
	400+	385.75	396.75	411.05	419.85	426.45	433.05	448.45		




09/6H Chair with Hand Hold

	Quantity	COM/ Gr.4	Gr.5	Gr.6	Gr.7	Gr.8	Gr.9	Gr.10	Specification	Other
	1-23	455.50	467.50	483.10	492.70	499.90	507.10	523.90	18 1/4"w x 22 1/2"d x 35 1/4"h COM: 1.20 yards Actual Weight: 13.6 lbs. Shipping Weight: 16.25 lbs. Freight Class: 175 4 per carton 14.5 cu.ft Recycled Content: 0%	
	24-99	445.50	457.50	473.10	482.70	489.90	497.10	513.90		
	100-399	440.50	452.50	468.10	477.70	484.90	492.10	508.90		
	400+	438.00	450.00	465.60	475.20	482.40	489.60	506.40		

CF09/6 COMFORTflex® Chair

	Quantity	COM/ Gr.4	Gr.5	Gr.6	Gr.7	Gr.8	Gr.9	Gr.10	Specification	Other
	1-23	469.75	480.75	495.05	503.85	510.45	517.05	532.45	18 1/2"w x 21 3/4"d x 35 3/4"h COM: 1.10 yards Actual Weight: 15.2 lbs. Shipping Weight: 17.75 lbs. Freight Class: 175 4 per carton 14.5 cu.ft Recycled Content: 0%	 
	24-99	459.75	470.75	485.05	493.85	500.45	507.05	522.45		
	100-399	454.75	465.75	480.05	488.85	495.45	502.05	517.45		
	400+	452.25	463.25	477.55	486.35	492.95	499.55	514.95		

CF09/6H COMFORTflex® Chair with Hand Hold

	Quantity	COM/ Gr.4	Gr.5	Gr.6	Gr.7	Gr.8	Gr.9	Gr.10	Specification	Other
	1-23	522.25	534.25	549.85	559.45	566.65	573.85	590.65	18 1/2"w x 21 3/4"d x 35 3/4"h COM: 1.20 yards Actual Weight: 15.8 lbs. Shipping Weight: 18.25 lbs. Freight Class: 175 4 per carton 14.5 cu.ft Recycled Content: 0%	 
	24-99	512.25	524.25	539.85	549.45	556.65	563.85	580.65		
	100-399	507.25	519.25	534.85	544.45	551.65	558.85	575.65		
	400+	504.75	516.75	532.35	541.95	549.15	556.35	573.15		

Standard Features

Frame Finishes


Standard Powdercoat Finishes

Any standard MTS powdercoat color;
VelveTouch and Dura Clear Coat not
available.

Brushed Aluminum Finishes, add \$7.50.

Chestnut (BCH), Dark Walnut (BDW),
Mahogany Gloss (BMH), Mahogany Matte
(BMM) Natural Gloss (BNL), Natural
Matte (BNM).

COMFORTweb®:



MTS
COMFORTweb® seat
provides exceptional
comfort for extended
seating. A luxurious layer of
COMFORTbliss® foam supported by
flexible rubber and polypropylene
stretchband material delivers
responsive, reliable comfort.

COMFORTflex®:



The COMFORTflex®
seat and back system
incorporates an all-new
hinged flex-motion seat
and back frame that
allows the seat to flex with the back for
extraordinary comfort, especially during
extended periods of sitting.

Other:

- Premium Metal Base Glides
standard on CF models. Add
\$5.50 and specify MBG for non
CF models.
- Silhouette style back
- Smooth profile frame

Options:

Retractable Wire Ganger:



Specify (RLG) Gold,
(RLS) Silver, (RLB)
Black, add \$12.50.

Two-tone Upholstery:

Specify (TTU), add: \$5.00.
Must be same fabric pattern of
different colors.

ProBax®:



ProBax®

Specify (PRO),
add \$17.50.
Refer to page 31.

Textile Options:

- For pricing on grades 11-24, refer
to the Upholstery Grading Chart on
page 18.
- For textile selections, grades 4-10,
refer to the Finish/Color Selector.
- COM (Customer's Own Material),
refer to page 15.




Bolero® | Nests up to 8 high

Manufactured from light-weight, high-strength, aluminum alloy.

These products are covered by Patents or Patent(s) Pending:





Featuring smooth extruded aluminum frame.

80/1 Mesh Upholstered Seat and Mesh Back								Specifications	Other:
Quantity	COM/ Gr.4	Gr.5	Gr.6	Gr.7	Gr.8	Gr.9	Gr.10	20"w x 23-3/4"d x 36-1/2"h COM: .55 Yards Actual Wgt: 14 lbs. ea. Shipping Wgt: 17.5 lbs. ea. Freight Class: 250 3 per carton, 16 cu. ft. Recycled Content: 0%	 See below for 80/1 - Mesh colors.
1-23	563.75	569.25	576.40	580.80	584.10	587.40	595.10		
24-99	553.75	559.25	566.40	570.80	574.10	577.40	585.10		
100-399	548.75	554.25	561.40	565.80	569.10	572.40	580.10		
400+	546.25	551.75	558.90	563.30	566.60	569.90	577.60		





80/1, 80/2, 80/3 Upholstered Seat and Back								Specifications	Other:
Quantity	COM/ Gr.4	Gr.5	Gr.6	Gr.7	Gr.8	Gr.9	Gr.10	20"w x 23-1/2"d x 36-1/2"h COM: 1.25 Yards Actual Wgt: 17 lbs. ea. Shipping Wgt: 20.5 lbs. ea. Freight Class: 250 3 per carton, 16 cu. ft. Recycled Content: 0%	
1-23	522.75	533.75	548.05	556.85	563.45	570.05	585.45		
24-99	512.75	523.75	538.05	546.85	553.45	560.05	575.45		
100-399	507.75	518.75	533.05	541.85	548.45	555.05	570.45		
400+	505.25	516.25	530.55	539.35	545.95	552.55	567.95		

80/4, 80/5, 80/6 Upholstered Seat and Back								Specifications	Other:
Quantity	COM/ Gr.4	Gr.5	Gr.6	Gr.7	Gr.8	Gr.9	Gr.10	20"w x 23-3/4"d x 37-1/2"h COM: 1.25 Yards Actual Wgt: 18 lbs. ea. Shipping Wgt: 21.5 lbs. ea. Freight Class: 250 3 per carton, 16 cu. ft. Recycled Content: 0%	
1-23	522.75	533.75	548.05	556.85	563.45	570.05	585.45		
24-99	512.75	523.75	538.05	546.85	553.45	560.05	575.45		
100-399	507.75	518.75	533.05	541.85	548.45	555.05	570.45		
400+	505.25	516.25	530.55	539.35	545.95	552.55	567.95		

Standard Features

COMFORTweb®:  COMFORTweb® seat provides exceptional comfort for extended seating. A luxurious layer of COMFORTbliss® foam supported by alternating flexible rubberized polypropylene stretchband material delivers responsive, reliable comfort.		Standard Powdercoat Finishes: Any standard MTS powdercoat color; not available in VelvetTouch or Dura Clear Coat. Brushed Aluminum Finishes, add \$7.50. Chestnut (BCH), Dark Walnut (BDW), Mahogany Gloss (BMH), Mahogany Matte (BMM) Natural Gloss (BNL), Natural Matte (BNM).		Other: <ul style="list-style-type: none">Silhouette Style Back; no exposed fasteners"EASY GLIDE", clear butyrate floor glideFeaturing smooth extruded aluminum frame		
---	--	---	--	---	--	---

Options:

Retractable Formed Ganger:  Specify (RFB), add \$30.00.		Arm Chair Options:  For Arms: Specify (A) after model number, add: \$100.00. PVC arm cap standard.  Solid Maple Arm Cap: Specify (OMA) add: \$135.00, includes arm price. Specify stain finish Arm Height: 26" Armchair Width: 24 1/2"		80/1 Mesh Colors: MSH701 BLACK MSH702 COCOA MSH703 CURRANT MSH704 FERN MSH705 FROTHER MSH706 GOLDEN MSH707 INDIGO MSH708 PAPRIKA MSH709 SMOKE		<ul style="list-style-type: none">For pricing on grades 11-24, refer to the Upholstery Grading Chart on page 18.For textile selections, grades 4-10, refer to the Finish/Color Selector.COM (Customer's Own Material), refer to page 15.	
ProBax®:  Specify (PRO), add \$17.50. Refer to page 31.		MTS does not recommend Vinyl, Silk, Velvet, or Chenille on seats.					



City of Oklahoma City and
its Trusts

Banquet Seating Chairs

Seat-on-Seat Nesting Chairs

EFFECTIVE March 1, 2023
MTS Seating
P. 734-847-3875
F. 800-329-0687
www.mtsseating.com

25301

Alison | Nests up to 8 high

Manufactured from light-weight, high-strength, aluminum alloy.

98/1 Full Back Nesting Chair



Quantity	COM/ Gr.4	Gr.5	Gr.6	Gr.7	Gr.8	Gr.9	Gr.10
1-23	535.50	545.50	558.50	566.50	572.50	578.50	592.50
24-99	525.50	535.50	548.50	556.50	562.50	568.50	582.50
100-399	520.50	530.50	543.50	551.50	557.50	563.50	577.50
400+	518.00	528.00	541.00	549.00	555.00	561.00	575.00

Specification

18 1/4"w x 23 1/4"d x 35"h
COM: 1.0 yds.
Actual Weight: 15.65 lbs.
Shipping Weight: 19.05 lbs.
Freight Class: 175
4 per carton, 14.5 cu. Ft.
Recycled Content: 0%

Other

Chairs nest 8 high.

98/1HH Hand Hold Nesting Chair



Quantity	COM/ Gr.4	Gr.5	Gr.6	Gr.7	Gr.8	Gr.9	Gr.10
1-23	548.25	558.25	571.25	579.25	585.25	591.25	605.25
24-99	538.25	548.25	561.25	569.25	575.25	581.25	595.25
100-399	533.25	543.25	556.25	564.25	570.25	576.25	590.25
400+	530.75	540.75	553.75	561.75	567.75	573.75	587.75

Specification

18 1/4"w x 23 1/4"d x 35"h
COM: 1.0 yds.
Actual Weight: 16.05 lbs.
Shipping Weight: 19.25 lbs.
Freight Class: 175
4 per carton, 14.5 cu. Ft.
Recycled Content: 0%

Other

Chairs nest 8 high.

98/1HHH Hidden Hand Hold Nesting Chair



Quantity	COM/ Gr.4	Gr.5	Gr.6	Gr.7	Gr.8	Gr.9	Gr.10
1-23	553.25	553.25	577.40	585.80	592.10	598.40	613.10
24-99	543.25	543.25	567.40	575.80	582.10	588.40	603.10
100-399	538.25	538.25	562.40	570.80	577.10	583.40	598.10
400+	535.75	535.75	559.90	568.30	574.60	580.90	595.60

Specification


18 1/4"w x 23 1/4"d x 35"h
COM: 1.05 yds.
Actual Weight: 16.25 lbs.
Shipping Weight: 19.45 lbs.
Freight Class: 175
4 per carton, 14.5 cu. Ft.
Recycled Content: 0%

Other

Chairs nest 8 high.

Standard Features

COMFORTweb®:



COMFORTweb® seat provides exceptional comfort for extended seating. A luxurious layer of COMFORTbliss® foam supported by alternating flexible rubberized polypropylene stretchband material delivers responsive, reliable comfort.

Standard Powdercoat Finishes:

Any standard MTS powdercoat color; not available in VelveTouch or Dura Clear Coat.

Brushed Aluminum Finishes, add \$7.50.

Chestnut (BCH), Dark Walnut (BDW), Mahogany Gloss (BMH), Mahogany Matte (BMM) Natural Gloss (BNL), Natural Matte (BNM).

- Silhouette Style Back; no exposed fasteners
- "EASY GLIDE", clear butyrate floor glides
- Featuring smooth extruded aluminum frame



Options



ProBax

Specify (PRO), add: \$17.50. Refer to page 31.

Other:

- Premium metal base, rubber cushioned booted glide, specify MBG, add: \$5.50.
- Retractable Formed Ganger, specify: RFB Black), add: \$30.00. Side chair only.

Textile Options:

- For pricing on grades 11-24, refer to the Upholstery Grading Chart on page 18.
- For textile selections, grades 4-10, refer to the Finish/Color Selector.
- COM (Customer's Own Material), refer to page 15.

MTS does not recommend vinyl, silk, velvet or chenille on seats.



Salon Nesting Chair | Nests up to 6+ high

Manufactured from light-weight, high-strength, aluminum alloy.

These products are covered by Patents or Patent(s)
Pending: D497,729

95/1 Salon Traditional Shield Back Side Chair with Corner Detail*



Quantity	COM/ Gr.4	Gr.5	Gr.6	Gr.7	Gr.8	Gr.9	Gr.10
1-23	553.50	566.00	582.25	592.25	599.75	607.25	624.75
24-99	543.50	556.00	572.25	582.25	589.75	597.25	614.75
100-399	538.50	551.00	567.25	577.25	584.75	592.25	609.75
400+	536.00	548.50	564.75	574.75	582.25	589.75	607.25

Specification

19"W x 22" x 36"h
COM: 1.25 Yards
Actual Wgt: 16.25 lbs. ea.
Shipping Wgt: 19 lbs ea.
Freight Class: 175
3 per carton, 14.75 cu. ft.
Recycled Content: 0%

Other

Specify cast metal corner finish. See finish options below to specify color. Chairs nest 6 high.
For special banquet sized Salon, specify 95/1-N. See below for detailed specifications

95/1A Salon Traditional Shield Back Armchair with Corner Detail*



Quantity	COM/ Gr.4	Gr.5	Gr.6	Gr.7	Gr.8	Gr.9	Gr.10
1-23	653.50	666.00	682.25	692.25	699.75	707.25	724.75
24-99	643.50	656.00	672.25	682.25	689.75	697.25	714.75
100-399	638.50	651.00	667.25	677.25	684.75	692.25	709.75
400+	636.00	648.50	664.75	674.75	682.25	689.75	707.25

Specification

25"w x 24"d x 36"h
Arm Height: 26"
COM: 1.25 Yards
Actual Wgt: 19.0 lbs. ea.
Shipping Wgt: 22 lbs. ea.
Freight Class: 175
3 per carton, 18.75 cu. ft.
Recycled Content: 0%

Other

Features padded upholstered arm cap with PVC edge protector. Specify cast metal corner finish. See finish option below to specify color. Chairs nest 6 high.

Standard Features

COMFORTweb®:



COMFORTweb® seat provides exceptional comfort for extended seating. A luxurious layer of COMFORTbliss® foam supported by alternating flexible rubberized polypropylene stretchband material delivers responsive, reliable comfort.

Standard Powdercoat Finishes:

Any standard MTS powdercoat color; not available in VelveTouch or Dura Clear Coat.

Brushed Aluminum Finishes, add \$7.50.

Chestnut (BCH), Dark Walnut (BDW), Mahogany Gloss (BMH), Mahogany Matte (BMM) Natural Gloss (BNL), Natural Matte (BNM).

Armchairs:



Standard Arm Cap:
Features upholstered padded arm cap with PVC edge protector.


Other:

- "EASY GLIDE", clear butyrate floor glide
- Silhouette Back: features no exposed fasteners.
- Features a reeded, extruded aluminum alloy frame.



Options

Corner Finish Options:



Corner Detail is a federally registered trademark.

Gold (GDC), add \$17.50.
Chrome (CCO), add \$17.50.
Mahogany (MCO), add \$4.00.
Mahogany Matte (MCM), add \$4.00.
Chestnut (CNO), add \$4.00.
Dark Walnut (DWC), add \$4.00.

Note: Matching corners on all powdercoat colors standard are at no charge, unless otherwise specified.

Optional Plastisol (PAC) Arm Cap:



Optional Plastisol (PAC) Arm Cap:

This durable, graphite colored material has self healing characteristics when heated air is applied to nicked or cut areas. This durable material is tolerant of most commercial cleaning chemicals.
Specify PAC: add \$25.00.

For Solid maple armrest, specify OMA, add \$60.00.
Specify stain, refer to Finish/Color selector.

Other:

- Premium metal base, rubber cushioned booted glide, specify MBG, add: \$5.50.
- Retractable Formed Ganger, specify: RFB (Black), add: \$30.00. Side chair only.

Special Banquet Sized:

Special Banquet Sized Salon "seat on seat" Nesting Side Chair. Any MTS Salon side chair may be ordered in a narrow version to accommodate 10 chairs around a 60" round banquet table or 12 chairs around a 72" round banquet table. Specify -N after model number. The overall width of the chair back will remain the same. The front legs and seat will be narrowed from 17-1/2" to 16-1/2" to accommodate banquet tables.

100 pc. minimum.

"Standard with pullover style domed seat to assist nesting up to 10 high."

Caster Options:

- 2" Metal Ball Caster for carpeted floors. Specify (-2C) for two front casters only, add \$17.50.
- Special 2-1/4" soft tread caster with black rubber tread for hard surface floors. Specify (R2C) instead of (2C) for two front casters, add: \$37.50.



All Metal Ball Caster for Carpeted Floors.
Standard in Windsor
Antique Finish.

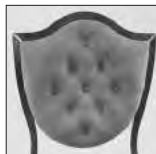


Special order Ball Caster with Rubber Tread for Hard Surface Floors. Standard in Windsor
Antique Finish.


Upholstery Options



Antique Brass Nail Trim on inside back,
specify BNI, add: \$30.00.



Optional Button Tufted Inside Back.
Specify BT, add: \$25.00. Specify Brass BRB, Chrome CHB or, upholstered UPB.



Pullover Style Seat (POS)
nests 8-10 high



Standard Seat
Nests 6+ High



Optional Pullover Welted Seat. Specify POS. Available at same price as standard sewn COMFORTweb® seat.

This COMFORTweb® seat features a smooth, domed shape and finished welted edge. The seat design assists nesting 8-10 high.

Textile Options*

- For pricing on grades 11-24, refer to the Upholstery Grading Chart on page 18.
- For textile selections, grades 4-10, refer to the Finish/Color Selector.
- COM (Customer's Own Material), refer to page 15

MTS does not recommend vinyl, silk, velvet or chenille on seats..

ProBax®:



ProBax

Specify (PRO),
add: \$17.50.
Refer to page 31.



City of Oklahoma City and
its Trusts

Banquet Seating Chairs

Seat-on-Seat Nesting Chairs

EFFECTIVE March 1, 2023

MTS Seating

P. 734-847-3875

F. 800-329-0687

www.mtsseating.com

25301

Salon Nesting Chair | Nests up to 6+ high

Manufactured from light-weight, high-strength, aluminum alloy.

These products are covered by Patents or Patent(s)
Pending: D497,729

95/2 Salon Transitional Back Side Chair with Corner Detail*



Quantity	COM/ Gr.4	Gr.5	Gr.6	Gr.7	Gr.8	Gr.9	Gr.10
1-23	553.50	566.00	582.25	592.25	599.75	607.25	624.75
24-99	543.50	556.00	572.25	582.25	589.75	597.25	614.75
100-399	538.50	551.00	567.25	577.25	584.75	592.25	609.75
400+	536.00	548.50	564.75	574.75	582.25	589.75	607.25

Specification

19-3/4" w x 22" x 34" h
COM: 1.25 Yards
Actual Wgt: 16.0 lbs. ea.
Shipping Wgt: 19 lbs ea.
Freight Class: 175
3 per carton, 16.25 cu. ft.
Recycled Content: 0%

Other

Specify cast metal corner finish. See finish options below to specify color. Chairs nest 6 high.
For special banquet sized Salon, specify 95/2-N. See below for detailed specifications

95/2A Salon Transitional Back Armchair with Corner Detail*



Quantity	COM/ Gr.4	Gr.5	Gr.6	Gr.7	Gr.8	Gr.9	Gr.10
1-23	653.50	666.00	682.25	692.25	699.75	707.25	724.75
24-99	643.50	656.00	672.25	682.25	689.75	697.25	714.75
100-399	638.50	651.00	667.25	677.25	684.75	692.25	709.75
400+	636.00	648.50	664.75	674.75	682.25	689.75	707.25

Specification

25" w x 24" d x 34" h
Arm Height: 26"
COM: 1.25 Yards
Actual Wgt: 18.75 lbs. ea.
Shipping Wgt: 21.5 lbs ea.
Freight Class: 175
3 per carton, 18.25 cu. ft.
Recycled Content: 0%

Other

Features padded upholstered arm cap with PVC edge protector. Specify cast metal corner finish. See finish option below to specify color. Chairs nest 6 high.

Standard Features

COMFORTweb®:



COMFORTweb® seat provides exceptional comfort for extended seating. A luxurious layer of COMFORTbliss® foam supported by alternating flexible rubberized polypropylene stretchband material delivers responsive, reliable comfort.

Standard Powdercoat Finishes:

Any standard MTS powdercoat color; not available in VelveTouch or Dura Clear Coat.

Brushed Aluminum Finishes, add \$7.50.

Chestnut (BCH), Dark Walnut (BDW), Mahogany Gloss (BMH), Mahogany Matte (BMM) Natural Gloss (BNL), Natural Matte (BNM).

Armchairs:



Standard Arm Cap: Features upholstered padded arm cap with PVC edge protector.

Other:

- "EASY GLIDE", clear butyrate floor glide
- Silhouette Back: features no exposed fasteners.
- Features a reeded, extruded aluminum alloy frame.



Options

Corner Finish Options:



Corner Detail is a federally registered trademark.

Gold (GDC), add \$17.50.
Chrome (CCO), add \$17.50.
Mahogany (MCO), add \$4.00.
Mahogany Matte (MCM), add \$4.00.
Chestnut (CNO), add \$4.00.
Dark Walnut (DWC), add \$4.00.

Note: Matching corners on all powdercoat colors standard are at no charge, unless otherwise specified.

Optional Plastisol (PAC) Arm Cap:



Optional Plastisol (PAC) Arm Cap:

This durable, graphite colored material has self healing characteristics when heated air is applied to nicked or cut areas. This durable material is tolerant of most commercial cleaning chemicals.
Specify PAC: add \$25.00.

For Solid maple armrest, specify OMA, add \$60.00.
Specify stain, refer to Finish/Color selector.

Other:

- Premium metal base, rubber cushioned booted glide, specify MBG, add: \$5.50.
- Retractable Formed Ganger, specify: RFB (Black), add: \$30.00. Side chair only.

Special Banquet Sized:

Special Banquet Sized Salon "seat on seat" Nesting Side Chair. Any MTS Salon side chair may be ordered in a narrow version to accommodate 10 chairs around a 60" round banquet table or 12 chairs around a 72" round banquet table. Specify -N after model number. The overall width of the chair back will remain the same. The front legs and seat will be narrowed from 17-1/2" to 16-1/2" to accommodate banquet tables.

100 pc. minimum.

"Standard with pullover style domed seat to assist nesting up to 10 high."

Caster Options:

- 2" Metal Ball Caster for carpeted floors. Specify (-2C) for two front casters only, add \$17.50.
- Special 2-1/4" soft tread caster with black rubber tread for hard surface floors. Specify (R2C) instead of (2C) for two front casters, add: \$37.50.



All Metal Ball Caster for Carpeted Floors.
Standard in Windsor
Antique Finish.




Special order Ball Caster with Rubber Tread for Hard Surface Floors. Standard in Windsor
Antique Finish.

Uphostery Options



"V" Channel Back
Specify 95/2V or 95/2AV add \$10.00.



"X" Back
Specify 95/2X or 95/2AX add \$10.00




Optional Pullover Welted Seat. Specify POS. Available at same price as standard sewn COMFORTweb® seat.

This COMFORTweb® seat features a smooth, domed shape and finished welted edge. The seat design assists nesting 8-10 high.



Button Back
Specify (-B) after model number, add: \$10.00. For Two-Tone Button, specify BTT, add additional: \$5.00

to standard button price. COM: .05 Yards.



Pullover Style Seat (POS)
nests 8-10 high



Standard Seat
Nests 6+ High

Textile Options

- For pricing on grades 11-24, refer to the Upholstery Grading Chart on page 18.
- For textile selections, grades 4-10, refer to the Finish/Color Selector.
- COM (Customer's Own Material), refer to page 15.

MTS does not recommend Vinyl, Silk, Velvet, or Chenille on seats.

ProBax®:



ProBax

Specify (PRO),
add: \$17.50.
Refer to page 31.

TABLE OF CONTENTS
0
1
2
3
4
Banquet & Convention Seating
Restaurant Seating
Guest Room & Public Space Seating
Tables & Folding Products

Salon Nesting Chair | Nests up to 6+ high

Manufactured from light-weight, high-strength, aluminum alloy.

These products are covered by Patents or Patent(s)
Pending: D497,729

95/4 Salon Traditional Oval Back Side Chair

Quantity	COM/ Gr.4	Gr.5	Gr.6	Gr.7	Gr.8	Gr.9	Gr.10	Specification	Other
1-23	553.50	566.00	582.25	592.25	599.75	607.25	624.75	18-1/2" w x 23" d x 38-1/2" h COM: 1.25 Yards Actual Wgt: 16.0 lbs. ea. Shipping Wgt: 19 lbs ea. Freight Class: 175 3 per carton, 16.25 cu. ft. Recycled Content: 0%	Chairs nest 6 high. For special banquet sized Salon, specify 95/4-N. See below for detailed specifications
24-99	543.50	556.00	572.25	582.25	589.75	597.25	614.75		
100-399	538.50	551.00	567.25	577.25	584.75	592.25	609.75		
400+	536.00	548.50	564.75	574.75	582.25	589.75	607.25		

95/4A Salon Traditional Oval Back Armchair

Quantity	COM/ Gr.4	Gr.5	Gr.6	Gr.7	Gr.8	Gr.9	Gr.10	Specification	Other
1-23	653.50	666.00	682.25	692.25	699.75	707.25	724.75	25" w x 24" d x 38-1/2" h Arm Height: 26" COM: 1.25 Yards Actual Wgt: 18.75 lbs. ea. Shipping Wgt: 21.5 lbs. ea. Freight Class: 175 3 per carton, 20.25 cu. ft. Recycled Content: 0%	See finish options below to specify color. Features padded upholstered arm cap with PVC edge protector. Chairs nest 6 high.
24-99	643.50	656.00	672.25	682.25	689.75	697.25	714.75		
100-399	638.50	651.00	667.25	677.25	684.75	692.25	709.75		
400+	636.00	648.50	664.75	674.75	682.25	689.75	707.25		

Standard Features

COMFORTweb®:



COMFORTweb® seat provides exceptional comfort for extended seating. A luxurious layer of COMFORTbliss® foam supported by alternating flexible rubberized polypropylene stretchband material delivers responsive, reliable comfort.

Standard Powdercoat Finishes:

Any standard MTS powdercoat color; not available in VelveTouch or Dura Clear Coat.

Brushed Aluminum Finishes, add \$7.50.
Chestnut (BCH), Dark Walnut (BDW), Mahogany Gloss (BMH), Mahogany Matte (BMM) Natural Gloss (BNL), Natural Matte (BNM).

Armchairs:



Standard Arm Cap:
Features upholstered padded arm cap with PVC edge protector.

Other:

- "EASY GLIDE", clear butyrate floor glide
- Silhouette Back: features no exposed fasteners.
- Features a reeded, extruded aluminum alloy frame.



Options

Optional Plastisol (PAC) Arm Cap:



Optional Plastisol (PAC) Arm Cap:

This durable, graphite colored material has self healing characteristics when heated air is applied to nicked or cut areas. This durable material is tolerant of most commercial cleaning chemicals.
Specify PAC: add \$25.00.

For Solid maple armrest, specify OMA, add \$60.00.
Specify stain, refer to Finish/Color selector.

Other:

- Premium metal base, rubber cushioned booted glide, specify MBG, add: \$5.50.
- Retractable Formed Ganger, specify: RFB (Black), add: \$30.00. Side chair only.

ProBox®:



ProBox
Specify (PRO), add:
\$17.50.
Refer to page 31.

Seat Options:



Optional Pullover Welted Seat. Specify POS.
Available at same price as standard sewn COMFORTweb® seat.

This COMFORTweb® seat features a smooth, domed shape and finished welted edge. The seat design assists nesting 8-10 high.

Caster Options:

- 2" Metal Ball Caster for carpeted floors. Specify (-2C) for two front casters only, add \$17.50.
- Special 2-1/4" soft tread caster with black rubber tread for hard surface floors. Specify (R2C) instead of (2C) for two front casters, add: \$37.50.



All Metal Ball Caster for Carpeted Floors.
Standard in Windsor Antique Finish.

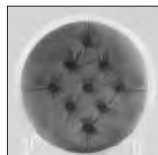


Special order Ball Caster with Rubber Tread for Hard Surface Floors. Standard in Windsor Antique Finish.

Upholstery Back Options:



Antique Brass Nail Trim on inside back only. Specify BNI, add: \$30.00.



Optional Button Tufted Inside Back. Specify BT, add: \$25.00. Specify Brass (BRB), Chrome (CHB), or Upholstered buttons (UPB).



Pullover Style Seat (POS) nests 8-10 high



Standard Seat Nests 6+ High

Textile Options"

- For pricing on grades 11-24, refer to the Upholstery Grading Chart on page 18.
- For textile selections, grades 4-10, refer to the Finish/Color Selector.
- COM (Customer's Own Material), refer to page 15.

MTS does not recommend Vinyl, Silk, Velvet, or Chenille on seats.

Special Banquet Sized:

Special Banquet Sized Salon "seat on seat" Nesting Side Chair. Any MTS Salon side chair may be ordered in a narrow version to accommodate 10 chairs around a 60" round banquet table or 12 chairs around a 72" round banquet table. Specify -N after model number. The overall width of the chair back will remain the same. The front legs and seat will be narrowed from 17-1/2" to 16-1/2" to accommodate banqueting tables.

100 pc. minimum.
"Standard with pullover style domed seat to assist nesting up to 10 high."



City of Oklahoma City and
its Trusts

Banquet Seating Chairs

Seat-on-Seat Nesting Chairs

EFFECTIVE March 1, 2023

MTS Seating
P. 734-847-3875
F. 800-329-0687
www.mtsseating.com


25301

Salon Nesting Chair | Nests up to 6+ high


Manufactured from light-weight, high-strength, aluminum alloy.

These products are covered by Patents or Patent(s)
Pending: D497,729

95/4HG Salon Traditional Open Oval Back Chair w/Hourglass Design

	Quantity	COM/ Gr.4	Gr.5	Gr.6	Gr.7	Gr.8	Gr.9	Gr.10	Specification	Other
	1-23	599.75	607.75	618.15	624.55	629.35	634.15	645.35	18-1/2"w x 23"d x 38-1/2"h COM: .80 Yards Actual Wgt: 13.0 lbs. ea. Shipping Wgt: 16 lbs ea. Freight Class: 175 3 per carton, 16.25 cu. ft. Recycled Content: 0%	See finish options below to specify color. Chairs nest 6 high. For special banquet sized Salon, specify 95/4HG-N. See below for detailed specifications
	24-99	589.75	597.75	608.15	614.55	619.35	624.15	635.35		
	100-399	584.75	592.75	603.15	609.55	614.35	619.15	630.35		
	400+	582.25	590.25	600.65	607.05	611.85	616.65	627.85		

95/4AHG Salon Traditional Open Oval Back Armchair w/Hourglass Design

	Quantity	COM/ Gr.4	Gr.5	Gr.6	Gr.7	Gr.8	Gr.9	Gr.10	Specification	Other
	1-23	699.75	707.75	718.15	724.55	729.35	734.15	745.35	25"w x 24"d x 38-1/2"h Arm Height: 26" COM: .80 Yards Actual Wgt: 15.75 lbs. ea. Shipping Wgt: 18.5 lbs. ea. Freight Class: 175 3 per carton, 20.25 cu. ft. Recycled Content: 0%	See finish options below to specify color. Features padded upholstered arm cap with PVC edge protector. Chairs nest 6 high.
	24-99	689.75	697.75	708.15	714.55	719.35	724.15	735.35		
	100-399	684.75	692.75	703.15	709.55	714.35	719.15	730.35		
	400+	682.25	690.25	700.65	707.05	711.85	716.65	727.85		

Standard Features

COMFORTweb®:



COMFORTweb® seat provides exceptional comfort for extended seating. A luxurious layer of COMFORTbliss® foam supported by alternating flexible rubberized polypropylene stretchband material delivers responsive, reliable comfort.

Standard Powdercoat Finishes:

Any standard MTS powdercoat color; not available in VelveTouch or Dura Clear Coat.

Brushed Aluminum Finishes, add \$7.50.

Chestnut (BCH), Dark Walnut (BDW), Mahogany Gloss (BMH), Mahogany Matte (BMM) Natural Gloss (BNL), Natural Matte (BNM).

Armchairs:



Standard Arm Cap:
Features upholstered padded arm cap with PVC edge protector.

Other:

- "EASY GLIDE", clear butyrate floor glide
- Silhouette Back: features no exposed fasteners.
- Features a reeded, extruded aluminum alloy frame.



Options

Optional Plastisol (PAC) Arm Cap:



Optional Plastisol (PAC) Arm Cap:

This durable, graphite colored material has self healing characteristics when heated air is applied to nicked or cut areas. This durable material is tolerant of most commercial cleaning chemicals.
Specify PAC: add \$25.00.

For Solid maple armrest, specify OMA, add \$60.00.
Specify stain, refer to Finish/Color selector.

Other:

- Premium metal base, rubber cushioned booted glide, specify MBG, add: \$5.50.
- Retractable Formed Ganger, specify: RFB (Black), add: \$30.00. Side chair only.

ProBax®:



ProBax
Specify (PRO), add:
\$17.50.
Refer to page 31.

Seat Options:



Optional Pullover Welted Seat. Specify POS.
Available at same price as standard sewn COMFORTweb® seat.

This COMFORTweb® seat features a smooth, domed shape and finished welted edge. The seat design assists nesting 8-10 high.

Caster Options:

- 2" Metal Ball Caster for carpeted floors. Specify (-2C) for two front casters only, add \$17.50.
- Special 2-1/4" soft tread caster with black rubber tread for hard surface floors. Specify (R2C) instead of (2C) for two front casters, add: \$37.50.



All Metal Ball Caster for Carpeted Floors.
Standard in Windsor Antique Finish.



Special order Ball Caster with Rubber Tread for Hard Surface Floors. Standard in Windsor Antique Finish.

Special Banquet Sized:

Special Banquet Sized Salon "seat on seat" Nesting Side Chair. Any MTS Salon side chair may be ordered in a narrow version to accommodate 10 chairs around a 60" round banquet table or 12 chairs around a 72" round banquet table. Specify -N after model number. The overall width of the chair back will remain the same. The front legs and seat will be narrowed from 17-1/2" to 16-1/2" to accommodate banqueting tables.

100 pc. minimum.

"Standard with pullover style domed seat to assist nesting up to 10 high."

Textile Options:

- For pricing on grades 11-24, refer to the Upholstery Grading Chart on page 18.
- For textile selections, grades 4-10, refer to the Finish/Color Selector.
- COM (Customer's Own Material), refer to page 15.

MTS does not recommend Vinyl, Silk, Velvet, or Chenille on seats.



Pullover Style Seat (POS)
nests 8-10 high




Standard Seat
Nests 6+ High

Salon Nesting Chair | Nests up to 6+ high


Manufactured from light-weight, high-strength, aluminum alloy.

These products are covered by Patents or Patent(s)
Pending: D497,729

95/4HGUB Salon Oval Upholstered Back Chair w/Hourglass Design

Quantity	COM/ Gr.4	Gr.5	Gr.6	Gr.7	Gr.8	Gr.9	Gr.10	Specification	Other
1-23	661.25	673.75	690.00	700.00	707.50	715.00	732.50	18-1/2" w x 23" d x 38-1/2" h COM: 1.25 Yards Actual Wgt: 17.0 lbs. ea. Shipping Wgt: 19.75 lbs. ea. Freight Class: 175 3 per carton, 16.0 cu. ft. Recycled Content: 0%	 Back View. For special banquet sized Salon, specify 95/4HGUB-N. See below for detailed specifications
24-99	651.25	663.75	680.00	690.00	697.50	705.00	722.50		
100-399	646.25	658.75	675.00	685.00	692.50	700.00	717.50		
400+	643.75	656.25	672.50	682.50	690.00	697.50	715.00		

95/4AHGUB Salon Oval Upholstered Back Armchair w/Hourglass Design

Quantity	COM/ Gr.4	Gr.5	Gr.6	Gr.7	Gr.8	Gr.9	Gr.10	Specification	Other
1-23	761.25	773.75	790.00	800.00	807.50	815.00	832.50	25" w x 24" d x 38-1/2" h Arm Height: 26" COM: 1.25 Yards Actual Wgt: 19.75 lbs. ea. Shipping Wgt: 22.5 lbs. ea. Freight Class: 175 3 per carton, 20.0 cu. ft. Recycled Content: 0%	 Back View
24-99	751.25	763.75	780.00	790.00	797.50	805.00	822.50		
100-399	746.25	758.75	775.00	785.00	792.50	800.00	817.50		
400+	743.75	756.25	772.50	782.50	790.00	797.50	815.00		

Standard Features

COMFORTweb®:



COMFORTweb® seat provides exceptional comfort for extended seating. A luxurious layer of COMFORTbliss® foam supported by alternating flexible rubberized polypropylene stretchband material delivers responsive, reliable comfort.

Standard Powdercoat Finishes:

Any standard MTS powdercoat color; not available in VelveTouch or Dura Clear Coat.

Brushed Aluminum Finishes, add \$7.50.

Chestnut (BCH), Dark Walnut (BDW), Mahogany Gloss (BMH), Mahogany Matte (BMM) Natural Gloss (BNL), Natural Matte (BNM).

Armchairs:



Standard Arm Cap:
Features upholstered padded arm cap with PVC edge protector.

Other:

- "EASY GLIDE", clear butyrate floor glide
- Silhouette Back: features no exposed fasteners.
- Features a reeded, extruded aluminum alloy frame.



Options

Optional Plastisol (PAC) Arm Cap:



Optional Plastisol (PAC) Arm Cap:

This durable, graphite colored material has self healing characteristics when heated air is applied to nicked or cut areas. This durable material is tolerant of most commercial cleaning chemicals.
Specify PAC: add \$25.00.

For Solid maple armrest, specify OMA, add \$60.00.
Specify stain, refer to Finish/Color selector.

Other:

- Premium metal base, rubber cushioned booted glide, specify MBG, add: \$5.50.
- Retractable Formed Ganger, specify: RFB (Black), add: \$30.00. Side chair only.

ProBox®:



ProBox
Specify (PRO), add:
\$17.50.
Refer to page 31.

Seat Options:



Optional Pullover Welted Seat. Specify POS.
Available at same price as standard sewn COMFORTweb® seat.

This COMFORTweb® seat features a smooth, domed shape and finished welted edge. The seat design assists nesting 8-10 high.

Caster Options:

- 2" Metal Ball Caster for carpeted floors. Specify (-2C) for two front casters only, add \$17.50.
- Special 2-1/4" soft tread caster with black rubber tread for hard surface floors. Specify (R2C) instead of (2C) for two front casters, add: \$37.50.



All Metal Ball Caster for Carpeted Floors.
Standard in Windsor
Antique Finish.

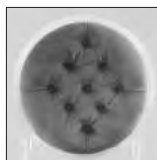


Special order Ball Caster with Rubber Tread for Hard Surface Floors. Standard in Windsor
Antique Finish.

Upholstery Back Options:



Antique Brass Nail Trim on inside back only. Specify BNI, add: \$30.00.



Optional Button Tufted Inside Back. Specify BT, add: \$25.00. Specify Brass (BRB), Chrome (CHB), or Upholstered buttons (UPB).



Pullover Style Seat (POS)
nests 8-10 high



Standard Seat
Nests 6+ High

Textile Options"

- For pricing on grades 11-24, refer to the Upholstery Grading Chart on page 18.
- For textile selections, grades 4-10, refer to the Finish/Color Selector.
- COM (Customer's Own Material), refer to page 15.

MTS does not recommend Vinyl, Silk, Velvet, or Chenille on seats.

Special Banquet Sized:

Special Banquet Sized Salon "seat on seat" Nesting Side Chair. Any MTS Salon side chair may be ordered in a narrow version to accommodate 10 chairs around a 60" round banquet table or 12 chairs around a 72" round banquet table. Specify -N after model number. The overall width of the chair back will remain the same. The front legs and seat will be narrowed from 17-1/2" to 16-1/2" to accommodate banquetting tables.

100 pc. minimum.
"Standard with pullover style domed seat to assist nesting up to 10 high."



Salon Nesting Chair | Nests up to 6+ high

Manufactured from light-weight, high-strength, aluminum alloy.

These products are covered by Patents or Patent(s)
Pending: D497,729

95/8 Salon Crown Back Side Chair



Quantity	COM/ Gr.4	Gr.5	Gr.6	Gr.7	Gr.8	Gr.9	Gr.10
1-23	553.50	566.00	582.25	592.25	599.75	607.25	624.75
24-99	543.50	556.00	572.25	582.25	589.75	597.25	614.75
100-399	538.50	551.00	567.25	577.25	584.75	592.25	609.75
400+	536.00	548.50	564.75	574.75	582.25	589.75	607.25

Specification

19-3/4"W x 23" x 35"h
COM: 1.25 Yards
Actual Wgt: 15.75 lbs. ea.
Shipping Wgt: 18.50 lbs ea.
Freight Class: 175
3 per carton, 14.75 cu. ft.
Recycled Content: 0%

Other

Curved ply back for maximum comfort. Chairs nest 6 high.

For special banquet sized Salon, specify 95/8-N. See below for detailed specifications

95/8A Salon Crown Back Armchair



Quantity	COM/ Gr.4	Gr.5	Gr.6	Gr.7	Gr.8	Gr.9	Gr.10
1-23	653.50	666.00	682.25	692.25	699.75	707.25	724.75
24-99	643.50	656.00	672.25	682.25	689.75	697.25	714.75
100-399	638.50	651.00	667.25	677.25	684.75	692.25	709.75
400+	636.00	648.50	664.75	674.75	682.25	689.75	707.25

Specification

25"w x 24"d x 35"h
Arm Height: 26"
COM: 1.25 Yards
Actual Wgt: 18.5 lbs. ea.
Shipping Wgt: 21.25 lbs. ea.
Freight Class: 175
3 per carton, 18.25 cu. ft.
Recycled Content: 0%

Other

Features padded upholstered arm cap with PVC edge protector. Curved ply back for maximum comfort. Chairs nest 6 high.

Standard Features

COMFORTweb®:



COMFORTweb® seat provides exceptional comfort for extended seating. A luxurious layer of COMFORTbliss® foam supported by alternating flexible rubberized polypropylene stretchband material delivers responsive, reliable comfort.

Standard Powdercoat Finishes:

Any standard MTS powdercoat color; not available in VelveTouch or Dura Clear Coat.

Brushed Aluminum Finishes, add \$7.50.

Chestnut (BCH), Dark Walnut (BDW), Mahogany Gloss (BMH), Mahogany Matte (BMM) Natural Gloss (BNL), Natural Matte (BNM).

Armchairs:



Standard Arm Cap:
Features upholstered padded arm cap with PVC edge protector.

Other:

- "EASY GLIDE", clear butyrate floor glide
- Silhouette Back: features no exposed fasteners.
- Features a reeded, extruded aluminum alloy frame.



Options

Optional Plastisol (PAC) Arm Cap:



Optional Plastisol (PAC) Arm Cap:

This durable, graphite colored material has self healing characteristics when heated air is applied to nicked or cut areas. This durable material is tolerant of most commercial cleaning chemicals.
Specify PAC: add \$25.00.

For Solid maple armrest, specify OMA, add \$60.00.
Specify stain, refer to Finish/Color selector.

Other:

- Premium metal base, rubber cushioned booted glide, specify MBG, add: \$5.50.
- Retractable Formed Ganger, specify: RFB (Black), add: \$30.00. Side chair only.

ProBax®:



ProBax
Specify (PRO), add:
\$17.50.
Refer to page 31.

Seat Options:



Optional Pullover Welted Seat. Specify POS.
Available at same price as standard sewn COMFORTweb® seat.

This COMFORTweb® seat features a smooth, domed shape and finished welted edge. The seat design assists nesting 8-10 high.

Caster Options:

- 2" Metal Ball Caster for carpeted floors. Specify (-2C) for two front casters only, add \$17.50.
- Special 2-1/4" soft tread caster with black rubber tread for hard surface floors. Specify (R2C) instead of (2C) for two front casters, add: \$37.50.



All Metal Ball Caster for Carpeted Floors.
Standard in Windsor Antique Finish.



Special order Ball Caster with Rubber Tread for Hard Surface Floors. Standard in Windsor Antique Finish.

Upholstery Back Options:



Antique Brass Nail Trim on inside back only. Specify BNI, add: \$30.00.



Optional Button Tufted Inside Back.
Specify BT, add: \$25.00. Specify Brass (BRB), Chrome (CHB), or Upholstered buttons (UPB).



Pullover Style Seat (POS)
nests 8-10 high



Standard Seat
Nests 6+ High

Textile Options"

- For pricing on grades 11-24, refer to the Upholstery Grading Chart on page 18.
- For textile selections, grades 4-10, refer to the Finish/Color Selector.
- COM (Customer's Own Material), refer to page 15.

MTS does not recommend Vinyl, Silk, Velvet, or Chenille on seats.

Special Banquet Sized:

Special Banquet Sized Salon "seat on seat" Nesting Side Chair. Any MTS Salon side chair may be ordered in a narrow version to accommodate 10 chairs around a 60" round banquet table or 12 chairs around a 72" round banquet table. Specify -N after model number. The overall width of the chair back will remain the same. The front legs and seat will be narrowed from 17-1/2" to 16-1/2" to accommodate banqueting tables.


100 pc. minimum.
"Standard with pullover style domed seat to assist nesting up to 10 high."

Salon Nesting Chair | Nests up to 6+ high


Manufactured from light-weight, high-strength, aluminum alloy.

These products are covered by Patents or Patent(s)
 Pending: D497,729

96/5 Salon Side Chair

	Quantity	COM/ Gr.4	Gr.5	Gr.6	Gr.7	Gr.8	Gr.9	Gr.10	Specification	Other
	1-23	553.50	566.00	582.25	592.25	599.75	607.25	624.75	19-3/4"w x 22"d x 36-3/4"h COM: 1.25 Yards Actual Wgt: 17.25 lbs. Shipping Wgt: 20 lbs. ea. Freight Class: 175 3 per carton, 16.25 cu. ft. Recycled Content: 0%	For special banquet sized Salon, specify 96/5-N. See below for detailed specifications
	24-99	543.50	556.00	572.25	582.25	589.75	597.25	614.75		
	100-399	538.50	551.00	567.25	577.25	584.75	592.25	609.75		
	400+	536.00	548.50	564.75	574.75	582.25	589.75	607.25		

96/5A Salon Arm Chair

	Quantity	COM/ Gr.4	Gr.5	Gr.6	Gr.7	Gr.8	Gr.9	Gr.10	Specification	Other
	1-23	653.50	666.00	682.25	692.25	699.75	707.25	724.75	25"w x 23-1/2"d x 36-1/4"h COM: 1.25 Yards Arm Height: 26" Actual Wgt: 20 lbs. Shipping Wgt: 23 lbs. ea. Freight Class: 175 3 per carton, 20.25 cu. ft. Recycled Content: 0%	Features padded upholstered arm cap with PVC edge protector.
	24-99	643.50	656.00	672.25	682.25	689.75	697.25	714.75		
	100-399	638.50	651.00	667.25	677.25	684.75	692.25	709.75		
	400+	636.00	648.50	664.75	674.75	682.25	689.75	707.25		

Standard Features

COMFORTweb®:



COMFORTweb® seat provides exceptional comfort for extended seating. A luxurious layer of COMFORTbliss® foam supported by alternating flexible rubberized polypropylene stretchband material delivers responsive, reliable comfort.

Standard Powdercoat Finishes:

Any standard MTS powdercoat color; not available in VelveTouch or Dura Clear Coat.

Brushed Aluminum Finishes, add \$7.50.

Chestnut (BCH), Dark Walnut (BDW), Mahogany Gloss (BMH), Mahogany Matte (BMM) Natural Gloss (BNL), Natural Matte (BNM).

Armchairs:



Standard Arm Cap: Features upholstered padded arm cap with PVC edge protector.

Other:

- "EASY GLIDE", clear butyrate floor glide
- Silhouette Back: features no exposed fasteners.
- Features a smooth, extruded aluminum alloy frame.



Options

Optional Plastisol (PAC) Arm Cap:



Optional Plastisol (PAC) Arm Cap:

This durable, graphite colored material has self healing characteristics when heated air is applied to nicked or cut areas. This durable material is tolerant of most commercial cleaning chemicals. Specify PAC: add \$25.00.

For Solid maple armrest, specify OMA, add \$60.00.
 Specify stain, refer to Finish/Color selector.

Other:

- Premium metal base, rubber cushioned booted glide, specify MBG, add: \$5.50.
- Retractable Formed Ganger, specify: RFB (Black), add: \$30.00. Side chair only.

ProBax®:



ProBax
 Specify (PRO), add: \$17.50.
 Refer to page 31.

Seat Options:



Optional Pullover Welted Seat. Specify POS. Available at same price as standard sewn COMFORTweb® seat.

This COMFORTweb® seat features a smooth, domed shape and finished welted edge. The seat design assists nesting 8-10 high.

Caster Options:

- 2" Metal Ball Caster for carpeted floors. Specify (-2C) for two front casters only, add \$17.50.
- Special 2-1/4" soft tread caster with black rubber tread for hard surface floors. Specify (R2C) instead of (2C) for two front casters, add: \$37.50.



All Metal Ball Caster for Carpeted Floors. Standard in Windsor Antique Finish.



Special order Ball Caster with Rubber Tread for Hard Surface Floors. Standard in Windsor Antique Finish.

Special Banquet Sized:

Special Banquet Sized Salon "seat on seat" Nesting Side Chair. Any MTS Salon side chair may be ordered in a narrow version to accommodate 10 chairs around a 60" round banquet table or 12 chairs around a 72" round banquet table. Specify -N after model number. The overall width of the chair back will remain the same. The front legs and seat will be narrowed from 17-1/2" to 16-1/2" to accommodate banqueting tables.


100 pc. minimum.

"Standard with pullover style domed seat to assist nesting up to 10 high."

Textile Options:

- For pricing on grades 11-24, refer to the Upholstery Grading Chart on page 18.
- For textile selections, grades 4-10, refer to the Finish/Color Selector.
- COM (Customer's Own Material), refer to page 15.

MTS does not recommend Vinyl, Silk, Velvet, or Chenille on seats.



Pullover Style Seat (POS)
 nests 8-10 high



Standard Seat
 Nests 6+ High



City of Oklahoma City and its Trusts

Meeting Room & Restaurant Dining Chairs


Seat-on-Seat Nesting Chairs

EFFECTIVE March 1, 2023
MTS Seating
P. 734-847-3875
F. 800-329-0687
www.mtsseating.com

25301

Luxe Upscale Nesting Chair | Nests up to 8 high

965 Nesting Chair

	Quantity	COM/ Gr.4	Gr.5	Gr.6	Gr.7	Gr.8	Gr.9	Gr.10	Specification	Other
	1-23	635.00	648.00	664.90	675.30	683.10	690.90	709.10	20-1/4"w x 21-1/4"d x 34"h COM: 1.30 Yards Actual Wgt: 20.5 lbs. Shipping Wgt: 25.13 lbs. ea.	
	24-99	625.00	638.00	654.90	665.30	673.10	680.90	699.10	Freight Class: 175	
	100-399	620.00	633.00	649.90	660.30	668.10	675.90	694.10	2 per carton, 15.75 cu. ft. Recycled Content: 19.98%	
	400+	617.50	630.50	647.40	657.80	665.60	673.40	691.60		

Standard Features

Standard Powdercoat Finishes

Any standard powdercoat finish; VelveTouch and Dura Clear Coat not available.



COMFORTweb® seat

provides exceptional comfort for extended seating. A luxurious layer of COMFORTbliss® foam supported by alternating flexible rubberized polypropylene stretchband material delivers responsive, reliable comfort.

Other:

- Metal Base Booted
Glides to protect upholstery and frame finish.



Options



Integrated Hand Hold, specify IHH, add: \$15.00.



Retractable Formed Ganger, Specify (RFB), add \$17.50.

Textile Options:

- For pricing on grades 11-24, refer to the Upholstery Grading Chart on page 18.
- For textile selections, grades 4-10, refer to the Finish/Color Selector.
- COM (Customer's Own Material), refer to page 15.

MTS does not recommend Vinyl, Silk, Velvet, or Chenille on seats.

Other:

FELT BASE GLIDES, Specify BFG, add: \$12.00

ProBax®:



ProBax
Specify (PRO), add: \$17.50.
Refer to page 31.

Finish Options

Optional Plated Finishes: (50 piece minimum)

Chrome, specify C1, add \$45.00.
Satin Nickel Chrome, specify SNC, add: \$56.00.

Less than 50 pieces:

1-23: add \$15.00 to Optional Plated Price.
24-49: add \$7.50 to Optional Plated Price.


To Order:


All orders must specify:


1. Ship To address.
2. Any critical opening dates.
3. Model number.
4. Frame finish by number and color name.
5. Upholstery selection by pattern name, color number and name.
6. Stain color and number.


Kilo Nesting | Chairs Nest up to 4 high

Manufactured from light-weight, high-strength, aluminum alloy.

64/1 Side Chair - Nesting									Specification	Other
	Quantity	COM/ Gr.4	Gr.5	Gr.6	Gr.7	Gr.8	Gr.9	Gr.10	19-3/4" w x 24-1/2" d x 37-1/2" h COM: 1.50 yds. Actual Weight: 13.6 lbs. Shipping Weight: 18.5 lbs. Freight Class: 250 2 per carton, 15.5 cu.ft Recycled Content: 0%	Chairs nest 4 high.
	1-23	476.75	491.75	511.25	523.25	532.25	541.25	562.25		
	24-99	466.75	481.75	501.25	513.25	522.25	531.25	552.25		
	100-399	461.75	476.75	496.25	508.25	517.25	526.25	547.25		
	400+	459.25	474.25	493.75	505.75	514.75	523.75	544.75		

64/1A Arm Chair - Nesting									Specification	Other
	Quantity	COM/ Gr.4	Gr.5	Gr.6	Gr.7	Gr.8	Gr.9	Gr.10	22-3/4" w x 24-1/2" d x 37-1/2" h Arm Height: 26-1/2" COM: 1.50 yds. Actual Weight: 17.2 lbs. Shipping Weight: 26.25 lbs. Freight Class: 300 1 per carton, 17.75 cu.ft Recycled Content: 0%	Nests 4 high. PVC Arm Cap is standard. Optional Solid Maple Arm Cap, specify (OMA): Add \$60.00. Specify stain color.
	1-23	640.75	655.75	675.25	687.25	696.25	705.25	726.25		
	24-99	630.75	645.75	665.25	677.25	686.25	695.25	716.25		
	100-399	625.75	640.75	660.25	672.25	681.25	690.25	711.25		
	400+	623.25	638.25	657.75	669.75	678.75	687.75	708.75		


64/4 Mid Back Side Chair - Nesting									Specification	Other
	Quantity	COM/ Gr.4	Gr.5	Gr.6	Gr.7	Gr.8	Gr.9	Gr.10	19 3/4" w x 24" d x 34-1/4" h COM: 1.40 yds. Actual Weight: 12.9 lbs. Shipping Weight: 17.75 lbs. Freight Class: 250 2 per carton, 15.5 cu.ft Recycled Content: 0%	Nests 4 high.
	1-23	461.25	475.25	493.45	504.65	513.05	521.45	541.05		
	24-99	451.25	465.25	483.45	494.65	503.05	511.45	531.05		
	100-399	446.25	460.25	478.45	489.65	498.05	506.45	526.05		
	400+	443.75	457.75	475.95	487.15	495.55	503.95	523.55		

64/1-30 Barstool									Specification	Other
	Quantity	COM/ Gr.4	Gr.5	Gr.6	Gr.7	Gr.8	Gr.9	Gr.10	19-1/2" w x 22-1/4" d x 43-1/4" h COM: 1.20 yds. Actual Weight: 16.2 lbs. Shipping Weight: 24.25 lbs. Freight Class: 300 1 per carton, 14.75 cu.ft Recycled Content: 0%	Footrest: Specify Gold (GAF), Satin Silver (SSF), or Black (BAF).
	1-9	543.25	555.25	570.85	580.45	587.65	594.85	611.65		
	10-49	533.25	545.25	560.85	570.45	577.65	584.85	601.65		
	50-99	528.25	540.25	555.85	565.45	572.65	579.85	596.65		
	100+	525.75	537.75	553.35	562.95	570.15	577.35	594.15		

Standard Features **Note: As of 6-1-15, all Kilo styles have new larger 1-1/4" square leg style.**

Standard Powdercoat Finishes

Any standard powdercoat finish; VelvTouch and Dura Clear Coat not available. For Brushed Aluminum finishes, see options below.



COMFORTweb® seat Provides exceptional comfort for extended seating. A luxurious layer of COMFORTbliss® foam supported by alternating flexible rubberized polypropylene stretchband material delivers responsive, reliable comfort.

Other:

- "EASY GLIDE", clear butyrate floor glides
- 1-1/4" square leg



Options

Optional Finishes:

MTS Burgess Brushed Aluminum Finishes:

BMH Mahogany Gloss
BMM Mahogany Matte
BCH Chestnut
BDW Dark Walnut
BNL Natural Gloss
BNM Natural Matte

Chair: Add \$7.50

Barstool: Add \$12.50

Other



Diamond Tufting:

Add "DT" to model number and add: \$75.00. Add .45 yards to standard COM usage. **Note:** Not available with HH, WA or WAHH options below.



Aluminum Hand Hold Option:

Add "HH" to model number and add \$100.00.



Wood Accent Option:

Add "WA" to model number and add \$150.00.



Wood Accent w/ Handhold: Option:

Add "WAHH" to model number and add \$155.00.

Textile Options:

- For pricing on grades 11-24, refer to the Upholstery Grading Chart on page 18.
- For textile selections, grades 4-10, refer to the Finish/Color Selector.
- COM (Customer's Own Material), refer to page 15.



Intergrated Hand Hold:

Specify IHH, add: \$15.00.

Note: Cannot be used with Diamond Tufting option.

Premium Metal Base Glides

Specify MBG, add: \$15.00



ProBox® Option:

Specify (PRO), add: \$17.50. Refer to page 31.

Caster Options:



All Metal Ball Caster for Carpeted Floors.

Standard in Windsor Antique Finish.


Special order Ball Caster with Rubber Tread for Hard Surface Floors. Standard in Windsor Antique Finish.

- 2" Metal Ball Caster for carpeted floors. Specify (-2C) for two front casters only, add \$17.50.
- Special 2-1/4" soft tread caster with black rubber tread for hard surface floors. Specify (R2C) instead of (2C) for two front casters, add: \$37.50. **(Not available on barstool)**


Kilo Dining

Manufactured from light-weight, high-strength, aluminum alloy.


65/1 Side Chair Non-Nesting

	Specification							Other
	Quantity	COM/ Gr.4	Gr.5	Gr.6	Gr.7	Gr.8	Gr.9	
	1-23	476.75	493.25	514.70	527.90	537.80	547.70	570.80
	24-99	466.75	483.25	504.70	517.90	527.80	537.70	560.80
	100-399	461.75	478.25	499.70	512.90	522.80	532.70	555.80
	400+	459.25	475.75	497.20	510.40	520.30	530.20	553.30


65/1A Arm Chair Non-Nesting

	Specification							Other
	Quantity	COM/ Gr.4	Gr.5	Gr.6	Gr.7	Gr.8	Gr.9	
	1-23	640.75	657.25	678.70	691.90	701.80	711.70	734.80
	24-99	630.75	647.25	668.70	681.90	691.80	701.70	724.80
	100-399	625.75	642.25	663.70	676.90	686.80	696.70	719.80
	400+	623.25	639.75	661.20	674.40	684.30	694.20	717.30

65/4 Mid Back Side Chair Non-Nesting

	Specification							Other
	Quantity	COM/ Gr.4	Gr.5	Gr.6	Gr.7	Gr.8	Gr.9	
	1-23	461.25	475.25	493.45	504.65	513.05	521.45	541.05
	24-99	451.25	465.25	483.45	494.65	503.05	511.45	531.05
	100-399	446.25	460.25	478.45	489.65	498.05	506.45	526.05
	400+	443.75	457.75	475.95	487.15	495.55	503.95	523.55

64/1-30BB Backless Barstool

	Specification							Other
	Quantity	COM/ Gr.4	Gr.5	Gr.6	Gr.7	Gr.8	Gr.9	
	1-9	451.00	456.00	462.50	466.50	469.50	472.50	479.50
	10-49	441.00	446.00	452.50	456.50	459.50	462.50	469.50
	50-99	436.00	441.00	447.50	451.50	454.50	457.50	464.50
	100+	433.50	438.50	445.00	449.00	452.00	455.00	462.00

Standard Features

Note: As of 6-1-15, all Kilo styles have new larger 1-1/4" square leg style.

Standard Powdercoat Finishes

Any standard powdercoat finish; not available in VelveTouch and Dura Clear Coat. For Brushed Aluminum finishes, see options below.



COMFORTweb® seat provides exceptional comfort for extended seating. A luxurious layer of COMFORTbliss® foam supported by alternating flexible rubberized polypropylene stretchband material delivers responsive, reliable comfort.

Other:

- "EASY GLIDE", clear butyrate floor glides
- 1-1/4" square leg



Options

Optional Finishes:

MTS Burgess Brushed

Aluminum Finishes:

BMH Mahogany Gloss
BMM Mahogany Matte
BCH Chestnut
BDW Dark Walnut
BNL Natural Gloss
BNM Natural Matte

Chair: Add \$7.50

Barstool: Add \$12.50

Other



Diamond Tufting:

Add "DT" to model number and add: \$75.00. Add .45 yards to standard COM usage. **Note:** Not available with HH, WA or WAHH options below.



Aluminum Hand Hold Option:

Add "HH" to model number and add \$100.00.



Wood Accent Option:

Add "WA" to model number and add \$150.00.



Wood Accent w/Handhold:

Option: Add "WAHH" to model number and add: \$155.00.

Premium Metal Base Glides

Specify MBG, add: \$15.00.

ProBax® Option:

Specify (PRO),

add: \$17.50.

Refer to page 31.

Textile Options:

• For pricing on grades 11-24, refer to the Upholstery Grading Chart on page 18.

• For textile selections, grades 4-10, refer to the Finish/Color Selector.

• COM (Customer's Own Material), refer to page 15.

MTS does not recommend Vinyl, Silk, Velvet, or Chenille on seats.



Caster Options:



All Metal Ball Caster for Carpeted Floors. Standard in Windsor Antique Finish.



Special order Ball Caster with Rubber Tread for Hard Surface Floors. Standard in Windsor Antique Finish.


• 2" Metal Ball Caster for carpeted floors. Specify (-2C) for two front casters only, add \$17.50.


• Special 2-1/4" soft tread caster with black rubber tread for hard surface floors. Specify (R2C) instead of (2C) for two front casters, add: \$37.50.


(Not available on barstool)

Kilo Dining

Manufactured from light-weight, high-strength, aluminum alloy.


65/2 Upholstered Arm Chair - Non-Nesting (formerly model 64/2)									Specification	Other
	Quantity	COM/ Gr.4	Gr.5	Gr.6	Gr.7	Gr.8	Gr.9	Gr.10	25"w x 24-1/2"d x 37-1/2"h Arm Height: 26.75" COM: 2.50 yds. Actual Weight: 24.2 lbs. Shipping Weight: 33.25 lbs. Freight Class: 250 1 per carton, 16.5 cu.ft Recycled Content: 0%	
	1-23	784.25	809.25	841.75	861.75	876.75	891.75	926.75		
	24-99	774.25	799.25	831.75	851.75	866.75	881.75	916.75		
	100-399	769.25	794.25	826.75	846.75	861.75	876.75	911.75		
	400+	766.75	791.75	824.25	844.25	859.25	874.25	909.25		

65/5 Upholstered Mid Back Arm chair									Specification	Other
	Quantity	COM/ Gr.4	Gr.5	Gr.6	Gr.7	Gr.8	Gr.9	Gr.10	25" w x 23 3/4" d x 34 1/4"h Arm Height: 26 3/4" COM: 2.40 yds. Actual Weight: 24.1 lbs. Shipping Weight: 33.25 lbs. Freight Class: 250 1 per carton, 16.5 cu.ft Recycled Content: 0%	
	1-23	768.75	792.75	823.95	843.15	857.55	871.95	905.55		
	24-99	758.75	782.75	813.95	833.15	847.55	861.95	895.55		
	100-399	753.75	777.75	808.95	828.15	842.55	856.95	890.55		
	400+	751.25	775.25	806.45	825.65	840.05	854.45	888.05		

65/6 Upholstered Low Back Arm Chair									Specification	Other
	Quantity	COM/ Gr.4	Gr.5	Gr.6	Gr.7	Gr.8	Gr.9	Gr.10	25" w x 23 1/4" d x 30 3/4"h Arm Height: 26 3/4" COM: 2.35 yds. Actual Weight: 23.8 lbs. Shipping Weight: 33.0 lbs. Freight Class: 250 1 per carton, 16.5 cu.ft Recycled Content: 0%	
	1-23	763.75	787.25	817.80	836.60	850.70	864.80	897.70		
	24-99	753.75	777.25	807.80	826.60	840.70	854.80	887.70		
	100-399	748.75	772.25	802.80	821.60	835.70	849.80	882.70		
	400+	746.25	769.75	800.30	819.10	833.20	847.30	880.20		

Standard Features **Note: As of 6-1-15, all Kilo styles have new larger 1-1/4" square leg style.**

Standard Powdercoat Finishes
Any standard powdercoat finish; not available in VelvTouch and Dura Clear Coat. For Brushed Aluminum finishes, see options below.



COMFORTweb® seat provides exceptional comfort for extended seating. A luxurious layer of COMFORTbliss® foam supported by alternating flexible rubberized polypropylene stretchband material delivers responsive, reliable comfort.

Other:

- "EASY GLIDE", clear butyrate floor glides
- 1-1/4" square leg



Options

Optional Finishes:

MTS Burgess Brushed Aluminum Finishes:
BMH Mahogany Gloss
BMM Mahogany Matte
BCH Chestnut
BDW Dark Walnut
BNL Natural Gloss
BNM Natural Matte

Chair: Add \$7.50

Barstool: Add \$12.50

Other



Diamond Tufting:

Add "DT" to model number and add: \$75.00. Add .45 yards to standard COM usage. **Note:** Not available with HH, WA or WAHH options below.



Aluminum Hand Hold Option:

Add "HH" to model number and add \$100.00.



Wood Accent Option:

Add "WA" to model number and add \$150.00.



Wood Accent w/Handhold:

Option: Add "WAHH" to model number and add: \$155.00.

Premium Metal Base Glides

Specify MBG, add: \$15.00.

ProBax® Option:

Specify (PRO), add: \$17.50.

Refer to page 31.



Textile Options:

- For pricing on grades 11-24, refer to the Upholstery Grading Chart on page 18.
- For textile selections, grades 4-10, refer to the Finish/Color Selector.
- COM (Customer's Own Material), refer to page 15.

Caster Options:



All Metal Ball Caster for Carpeted Floors. Tread for Hard Standard in Windsor Antique Finish.




Special order Ball Caster with Rubber Caster for Hard Surface Floors. Standard in Windsor Antique Finish.


- 2" Metal Ball Caster for carpeted floors. Specify (-2C) for two front casters only, add \$17.50.
- Special 2-1/4" soft tread caster with black rubber tread for hard surface floors. Specify (R2C) instead of (2C) for two front casters, add: \$37.50. **(Not available on barstool)**





Celia Series

Manufactured from light-weight, high-strength, aluminum alloy.

75/1 Upholstered Mid Back Dining Chair								Specification	Other
	Quantity	COM/ Gr.4	Gr.5	Gr.6	Gr.7	Gr.8	Gr.9	Gr.10	19 3/4"w x 25 1/2"d x 34 1/2"h COM: 1.75 yds. Actual Weight: 17.45 lbs. Shipping Weight: 22.25 lbs. Freight Class: 250 2 per carton, 15.5 cu. Ft. Recycled Content: 0%
	1-23	545.00	560.50	580.65	593.05	602.35	611.65	633.35	
	24-99	535.00	550.50	570.65	583.05	592.35	601.65	623.35	
	100-399	530.00	545.50	565.65	578.05	587.35	596.65	618.35	
	400+	527.50	543.00	563.15	575.55	584.85	594.15	615.85	

75/2 Upholstered Mid Back Dining Chair								Specification	Other
	Quantity	COM/ Gr.4	Gr.5	Gr.6	Gr.7	Gr.8	Gr.9	Gr.10	19 3/4"w x 25 1/4"d x 34"h COM: 1.80 yds. Actual Weight: 17.35 lbs. Shipping Weight: 22.15 lbs. Freight Class: 250 2 per carton, 15.5 cu. Ft. Recycled Content: 0%
	1-23	545.00	562.00	584.10	597.70	607.90	618.10	641.90	
	24-99	535.00	552.00	574.10	587.70	597.90	608.10	631.90	
	100-399	530.00	547.00	569.10	582.70	592.90	603.10	626.90	
	400+	527.50	544.50	566.60	580.20	590.40	600.60	624.40	


75/3 Upholstered High Back Dining Chair								Specification	Other
	Quantity	COM/ Gr.4	Gr.5	Gr.6	Gr.7	Gr.8	Gr.9	Gr.10	19 3/4"w x 25 1/2"d x 36"h COM: 2.05 yds. Actual Weight: 19.25 lbs. Shipping Weight: 24.10 lbs. Freight Class: 250 2 per carton, 15.5 cu. Ft. Recycled Content: 0%
	1-23	545.00	564.00	588.70	603.90	615.30	626.70	653.30	
	24-99	535.00	554.00	578.70	593.90	605.30	616.70	643.30	
	100-399	530.00	549.00	573.70	588.90	600.30	611.70	638.30	
	400+	527.50	546.50	571.20	586.40	597.80	609.20	635.80	

75/4 Upholstered Mid Back Dining Chair								Specification	Other
	Quantity	COM/ Gr.4	Gr.5	Gr.6	Gr.7	Gr.8	Gr.9	Gr.10	19 3/4"w x 25 1/4"d x 34"h COM: 1.60 yds. Actual Weight: 17.65 lbs. Shipping Weight: 22.5 lbs. Freight Class: 250 2 per carton, 15.5 cu. Ft. Recycled Content: 0%
	1-23	490.00	505.00	524.50	536.50	545.50	554.50	575.50	
	24-99	480.00	495.00	514.50	526.50	535.50	544.50	565.50	
	100-399	475.00	490.00	509.50	521.50	530.50	539.50	560.50	
	400+	472.50	487.50	507.00	519.00	528.00	537.00	558.00	

Standard Features

Standard Powdercoat Finishes

Any standard powdercoat finish; not available in VelveTouch and Dura Clear Coat. For Brushed Aluminum finishes, see options below.



COMFORTweb® seat provides exceptional comfort for extended seating. A luxurious layer of COMFORTbliss® foam supported by alternating flexible rubberized polypropylene stretchband material delivers responsive, reliable comfort.

Other:

- "EASY GLIDE", clear butyrate floor glides
- 1-1/4" square leg



Options

Optional Finishes:

MTS Burgess Brushed Aluminum Finishes:

BMH Mahogany Gloss
BMM Mahogany Matte
BCH Chestnut
BDW Dark Walnut
BNL Natural Gloss
BNM Natural Matte

Chair: Add \$7.50

Barstool: Add \$12.50

Window Pane: (for 75/4 models)

Add suffix to model number. Inner: (-WPI) or Outer (-WPO), Add \$15.00.



Nail Trim Options:

Seat: Add \$30.00. Specify BNE. Nails are placed along the bottom edge of the front and both sides of the seat. Nails are placed on all sides on the 75/6 and 75/6-30.

Side and Top Edge: Add \$40.00. Specify BNS. Nails are placed along the top and sides of the back.

Outer Back Edge: Add \$40.00. Specify BNO. Nails are placed along the top, right and left edges of the outer back. Not available on 75/6 and 75/6-30.

BNE



BNS



BNO



• Premium Metal Base Glides

Specify MBG, add: \$15.00.

ProBax® Option:

Specify (PRO), add: \$17.50.


Refer to page 31.








Celia Series

Manufactured from light-weight, high-strength, aluminum alloy.

75/4-30 Mid Back Barstool									Specification	Other
	Quantity	COM/ Gr.4	Gr.5	Gr.6	Gr.7	Gr.8	Gr.9	Gr.10	19 1/2"w x 22 1/2"d x 43"h COM: 1.45 yds. Actual Weight: 19.25 lbs. Shipping Weight: 26.75 lbs. Freight Class: 300 1 per carton, 14.75 cu. Ft. Recycled Content: 0%	Footrest: Specify Gold (GAF) Satin Silver (SSF), or Black (BAF).
	1-9	540.00	553.50	571.05	581.85	589.95	598.05	616.95		
	10-49	530.00	543.50	561.05	571.85	579.95	588.05	606.95		
	50-99	525.00	538.50	556.05	566.85	574.95	583.05	601.95		
	100+	522.50	536.00	553.55	564.35	572.45	580.55	599.45		

75/4WP Upholstered Mid Back Dining Chair w/Window Pane Stitching									Specification	Other
	Quantity	COM/ Gr.4	Gr.5	Gr.6	Gr.7	Gr.8	Gr.9	Gr.10	19 3/4"w x 24 3/4"d x 34"h COM: 1.60 yds. Actual Weight: 17.65 lbs. Shipping Weight: 22.5 lbs. Freight Class: 250 2 per carton, 15.5 cu. Ft. Recycled Content: 0%	Features inner and outer Window Pane Stitching.
	1-23	520.00	535.00	554.50	566.50	575.50	584.50	605.50		
	24-99	510.00	525.00	544.50	556.50	565.50	574.50	595.50		
	100-399	505.00	520.00	539.50	551.50	560.50	569.50	590.50		
	400+	502.50	517.50	537.00	549.00	558.00	567.00	588.00		

75/4-30WP Uph. Mid Barstool Dining Chair w/Window Pane Stitching									Specification	Other
	Quantity	COM/ Gr.4	Gr.5	Gr.6	Gr.7	Gr.8	Gr.9	Gr.10	19 1/2"w x 22 1/2"d x 43"h COM: 1.45 yds. Actual Weight: 19.25 lbs. Shipping Weight: 26.75 lbs. Freight Class: 300 1 per carton, 14.75 cu. Ft. Recycled Content: 0%	Footrest: Specify Gold (GAF) Satin Silver (SSF), or Black (BAF). Features inner and outer Window Pane Stitching.
	1-9	570.00	583.50	601.05	611.85	619.95	628.05	646.95		
	10-49	560.00	573.50	591.05	601.85	609.95	618.05	636.95		
	50-99	555.00	568.50	586.05	596.85	604.95	613.05	631.95		
	100+	552.50	566.00	583.55	594.35	602.45	610.55	629.45		

75/4L-30 Low Back Barstool									Specification	Other
	Quantity	COM/ Gr.4	Gr.5	Gr.6	Gr.7	Gr.8	Gr.9	Gr.10	19 1/2"w x 22"d x 39 3/4"h COM: 1.30 yds. Actual Weight: 18.2 lbs. Shipping Weight: 25.75 lbs. Freight Class: 300 1 per carton, 14.75 cu. Ft. Recycled Content: 0%	COMFORTweb® seat standard. Footrest: Specify Gold (GAF), Satin Silver (SSF), or Black (BAF).
	1-9	535.00	547.00	562.60	572.20	579.40	586.60	603.40		
	10-49	525.00	537.00	552.60	562.20	569.40	576.60	593.40		
	50-99	520.00	532.00	547.60	557.20	564.40	571.60	588.40		
	100+	517.50	529.50	545.10	554.70	561.90	569.10	585.90		

Standard Features

Standard Powdercoat Finishes

Any standard powdercoat finish; not available in VelveTouch and Dura Clear Coat. For Brushed Aluminum finishes, see options below.



rubberized polypropylene stretchband material delivers responsive, reliable comfort.

COMFORTweb® seat provides exceptional comfort for extended seating. A luxurious layer of COMFORTbliss® foam supported by alternating flexible

Other:

- "EASY GLIDE", clear butyrate floor glides
- 1-1/4" square leg



Options

Optional Finishes:

MTS Burgess Brushed

Aluminum Finishes:

BMH Mahogany Gloss
BMM Mahogany Matte
BCH Chestnut
BDW Dark Walnut
BNL Natural Gloss
BNM Natural Matte

Chair: Add \$7.50

Barstool: Add \$12.50

Window Pane: (for 75/4 models)

Add suffix to model number. Inner: (-WPI) or Outer (-WPO), Add \$15.00.



Nail Trim Options:

Seat: Add \$30.00. Specify BNE. Nails are placed along the bottom edge of the front and both sides of the seat. Nails are placed on all sides on the 75/6 and 75/6-30.

Side and Top Edge: Add \$40.00. Specify BNS. Nails are placed along the top and sides of the back.

Outer Back Edge: Add \$40.00. Specify BNO. Nails are placed along the top, right and left edges of the outer back. Not available on 75/6 and 75/6-30.

BNE



BNS



BNO



• Premium Metal Base Glides

Specify MBG, add: \$15.00.

ProBax® Option:


Specify (PRO),
add: \$17.50.
Refer to page 31.








Celia Series

Manufactured from light-weight, high-strength, aluminum alloy.

75/4L-30WP Low Back Barstool w/Window Pane Stitching									Specification	Other
	Quantity	COM/ Gr.4	Gr.5	Gr.6	Gr.7	Gr.8	Gr.9	Gr.10	19 1/2"w x 22"d x 39 3/4"h COM: 1.30 yds. Actual Weight: 18.2 lbs. Shipping Weight: 25.75 lbs. Freight Class: 300 1 per carton, 14.75 cu. Ft. Recycled Content: 0%	Footrest: Specify Gold (GAF), Satin Silver (SSF), or Black (BAF). Features inner and outer Window Pane Stitching.
	1-9	565.00	577.00	592.60	602.20	609.40	616.60	633.40		
	10-49	555.00	567.00	582.60	592.20	599.40	606.60	623.40		
	50-99	550.00	562.00	577.60	587.20	594.40	601.60	618.40		
	100+	547.50	559.50	575.10	584.70	591.90	599.10	615.90		

75/5 Upholstered High Back Dining Chair									Specification	Other
	Quantity	COM/ Gr.4	Gr.5	Gr.6	Gr.7	Gr.8	Gr.9	Gr.10	20 1/4"w x 26"d x 35 3/4"h COM: 1.80 yds. Actual Weight: 18.25 lbs. Shipping Weight: 23.25 lbs. Freight Class: 250 2 per carton, 15.5 cu. Ft. Recycled Content: 0%	
	1-23	510.00	525.00	544.50	556.50	565.50	574.50	595.50		
	24-99	500.00	515.00	534.50	546.50	555.50	564.50	585.50		
	100-399	495.00	510.00	529.50	541.50	550.50	559.50	580.50		
	400+	492.50	507.50	527.00	539.00	548.00	557.00	578.00		

75/6 Upholstered Flex Back Dining Chair									Specification	Other
	Quantity	COM/ Gr.4	Gr.5	Gr.6	Gr.7	Gr.8	Gr.9	Gr.10	18 1/2"w x 22 3/4"d x 36"h COM: 1.60 yds. Actual Weight: 17.25 lbs. Shipping Weight: 22.75 lbs. Freight Class: 250 2 per carton, 16.5 cu. Ft. Recycled Content: 0%	
	1-23	495.00	510.00	529.50	541.50	550.50	559.50	580.50		
	24-99	485.00	500.00	519.50	531.50	540.50	549.50	570.50		
	100-399	480.00	495.00	514.50	526.50	535.50	544.50	565.50		
	400+	477.50	492.50	512.00	524.00	533.00	542.00	563.00		

75/6-30 Upholstered Flex Back Barstool									Specification	Other
	Quantity	COM/ Gr.4	Gr.5	Gr.6	Gr.7	Gr.8	Gr.9	Gr.10	19 1/2"w x 24"d x 47 1/2"h COM: 1.60 yds. Actual Weight: 21.15 lbs. Shipping Weight: 28.75 lbs. Freight Class: 300 1 per carton, 14.75 cu. Ft. Recycled Content: 0%	Footrest: Specify Gold (GAF), Satin Silver (SSF), or Black (BAF).
	1-9	545.00	560.00	579.50	591.50	600.50	609.50	630.50		
	10-49	535.00	550.00	569.50	581.50	590.50	599.50	620.50		
	50-99	530.00	545.00	564.50	576.50	585.50	594.50	615.50		
	100+	527.50	542.50	562.00	574.00	583.00	592.00	613.00		

Standard Features

Standard Powdercoat Finishes

Any standard powdercoat finish; not available in VelveTouch and Dura Clear Coat. For Brushed Aluminum finishes, see options below.



rubberized polypropylene stretchband material delivers responsive, reliable comfort.

COMFORTweb® seat provides exceptional comfort for extended seating. A luxurious layer of COMFORTbliss® foam supported by alternating flexible

Other:

- "EASY GLIDE", clear butyrate floor glides
- 1-1/4" square leg



Options

Optional Finishes:

MTS Burgess Brushed Aluminum Finishes:

BMH Mahogany Gloss
BMM Mahogany Matte
BCH Chestnut
BDW Dark Walnut
BNL Natural Gloss
BNM Natural Matte

Chair: Add \$7.50
Barstool: Add \$12.50

Window Pane: (for 75/4 models)

Add suffix to model number. Inner: (-WPI) or Outer (-WPO), Add \$15.00.




Nail Trim Options:

Seat: Add \$30.00. Specify BNE. Nails are placed along the bottom edge of the front and both sides of the seat. Nails are placed on all sides on the 75/6 and 75/6-30.

Side and Top Edge: Add \$40.00. Specify BNS. Nails are placed along the top and sides of the back.

Outer Back Edge: Add \$40.00. Specify BNO. Nails are placed along the top, right and left edges of the outer back. Not available on 75/6 and 75/6-30.



• Premium Metal Base Glides

Specify MBG, add: \$15.00.

ProBax® Option:

Specify (PRO), add: \$17.50.
Refer to page 31.





Bolero Dining Chair®

These products are covered by Patents or Patent(s) Pending:

Manufactured from light-weight, high-strength, aluminum alloy.

81/1



Featuring smooth
extruded aluminum
frame.

81/1 Bolero Dining Chair

Quantity	COM/ Gr.4	Gr.5	Gr.6	Gr.7	Gr.8	Gr.9	Gr.10	Specifications	Other:
								20"w x 23 1/2"d x 36 1/4"h COM: 1.25 yards Actual Wgt.: 18 lbs. Shipping Wgt.: 22 lbs. Freight Class: 250 2 per carton, 13.4 cu.ft Recycled Content: 0%	
1-23	566.25	578.75	595.00	605.00	612.50	620.00	637.50		
24-99	556.25	568.75	585.00	595.00	602.50	610.00	627.50		
100-399	551.25	563.75	580.00	590.00	597.50	605.00	622.50		
400+	548.75	561.25	577.50	587.50	595.00	602.50	620.00		

Standard Features

Standard Powdercoat Finishes

Any standard MTS powdercoat color; VelveTouch and Dura Clear Coat not available.

Brushed Aluminum Finishes, add \$7.50.

Chestnut (BCH), Dark Walnut (BDW), Mahogany Gloss (BMH), Mahogany Matte (BMM) Natural Gloss (BNL), Natural Matte (BNM).

Other:

- Silhouette Style Back; no exposed fasteners.
- "EASY GLIDE", clear butyrate floor glides
- Featuring smooth extruded aluminum frame.



COMFORTweb® seat provides exceptional comfort for extended seating. A luxurious layer of COMFORTbliss® foam supported by alternating flexible rubberized polypropylene stretchband material delivers responsive, reliable comfort.

Options



ProBax® Option
Specify (PRO),
add: \$17.50.
Refer to page 31.

*Arm Chair Option



For Arms:
Specify (A) after model
number, add: \$100.00.
PVC arm cap standard.



Solid Maple Arm Cap:
Specify (OMA) add:
\$135.00, includes arm
price. Specify stain finish

***Arm Height: 26"**
***Armchair Width: 25-1/4"**

Textile Options:

- For pricing on grades 11-24, refer to the Upholstery Grading Chart on page 18.
- For textile selections, grades 4-10, refer to the Finish/Color Selector.
- COM (Customer's Own Material), refer to page 15.






Micah® Series | Designed by Bruce Sienkowski, 2B Studio


Manufactured from light-weight, high-strength, aluminum alloy.

These products are covered by the following Patents
and/or Patent(s) Pending: #D528,813



10/1 Micah All Aluminum Chair

	Quantity		Specification	Other
	1-23	24-99	18"w x 22"d x 33-3/4"h Actual Wgt: 10.0 lbs. ea. Shipping Wgt: 13 lbs. ea. Freight Class: 250 2 per carton, 12.75 cu. ft. Recycled Content: 0.00%	
	763.75	753.75		
	100+	748.75		



10/2 Micah Chair Upholstered Seat

	Quantity	COM/ Gr.4	Gr.5	Gr.6	Gr.7	Gr.8	Gr.9	Gr.10	Specification	Other
	1-23	722.75	727.25	733.10	736.70	739.40	742.10	748.40	18"w x 22"d x 33-3/4"h COM: .45 Yards Actual Wgt: 10.5 lbs. ea. Shipping Wgt: 14 lbs. ea. Freight Class: 250 2 per carton, 12.75 cu. ft. Recycled Content: 0.00%	COMFORTweb® Seat standard.
	24-99	712.75	717.25	723.10	726.70	729.40	732.10	738.40		
	100+	707.75	712.25	718.10	721.70	724.40	727.10	733.40		


10/3 Micah Chair Upholstered Seat/Inner Back, Aluminum Outside Back

	Quantity	COM/ Gr.4	Gr.5	Gr.6	Gr.7	Gr.8	Gr.9	Gr.10	Specification	Other
	1-23	743.25	751.25	761.65	768.05	772.85	777.65	788.85	18"w x 22"d x 33-3/4"h COM: .80 Yards Actual Wgt: 10.75 lbs. ea. Shipping Wgt: 14 lbs. ea. Freight Class: 250 2 per carton, 12.75 cu. ft. Recycled Content: 0.00%	COMFORTweb® Seat standard. 
	24-99	733.25	741.25	751.65	758.05	762.85	767.65	778.85		
	100+	728.25	736.25	746.65	753.05	757.85	762.65	773.85		

10/4 Micah Chair Upholstered Seat, Inner and Outer Back

	Quantity	COM/ Gr.4	Gr.5	Gr.6	Gr.7	Gr.8	Gr.9	Gr.10	Specification	Other
	1-23	620.25	629.25	640.95	648.15	653.55	658.95	671.55	18"w x 22"d x 33-3/4"h COM: .90 Yards Actual Wgt: 10.5 lbs. ea. Shipping Wgt: 14 lbs. ea. Freight Class: 250 2 per carton, 12.75 cu. ft. Recycled Content: 0.00%	COMFORTweb® Seat standard. 
	24-99	610.25	619.25	630.95	638.15	643.55	648.95	661.55		
	100+	605.25	614.25	625.95	633.15	638.55	643.95	656.55		

Matching Micah Barstools (10/1-30 Shown)

	Available as 10/1-30, 10/2-30, 10/3-30, 10/4-30. Add \$50.00 to any chair style for matching barstool in appropriate quantity column. Add (-30) to chair model number when ordering. Specify footrest cover color.* Actual Wgts: 10/1-30: 11.5 lbs. ea, 10/2-30: 12.0 lbs.ea., 10/3-30: 12.25 lbs.ea., 10/4-30: 14.5 lbs. ea.	Specification	Other
		18"w x 22-1/4"d x 45"h Actual Wgt: See left. Shipping Wgt: 16.25 lbs. ea. Freight Class: 250 1 per carton, 13.75 cu. ft. Recycled Content: 0.00%	*Footrest: Specify Gold (GAF), Satin Silver (SSF), or Black (BAF).

Standard Features

Standard Powdercoat Finishes:
Any standard powdercoat finish; no available in VelveTouch and Dura Clear Coat. For Brushed Aluminum finishes, see options below.



COMFORTweb® seat provides exceptional comfort for extended seating. A luxurious layer of COMFORTbliss® foam supported by alternating flexible rubberized polypropylene stretchband material delivers responsive, reliable comfort. **Applies to all models except 10/1 chair/barstool.**

Other:
• "EASY GLIDE", clear butyrate floor glides



Options

Optional Finishes:

MTS Burgess Brushed Aluminum Finishes:
BMH Mahogany Gloss BNL Natural Gloss BNM
BMM Mahogany Matte Natural Matte
BCH Chestnut
BDW Dark Walnut

Chair: Add \$7.50
Barstool: Add \$12.50

Other

• Premium Metal
Base Glides. Specify
MBG, add: \$15.00.

**Additional Back
Designs see page 85.**

Textile Options:

• For pricing on grades 11-24, refer to the Upholstery Grading Chart on page 18.
• For textile selections, grades 4-10, refer to the Finish/Color Selector.
• COM (Customer's Own Material), refer to page 15.

To Order:

All orders must specify:


1. Ship To address.
2. Any critical opening dates.
3. Model number.
4. Frame finish by number and color name.
5. Upholstery selection by pattern name, color number and name.




Moderne | Chairs Stack up to 10 high

These products are covered by Patents and/or Patent(s) Pending.

S10-BT Bowtie Back with Stacking Leg

	Quantity		Specification	Other
	1-23	355.00	20"w x 21-3/4"d x 35"h Actual Wgt: 14.1 lbs.ea. Shipping Wgt: 16.25 lbs.ea Freight Class: 175 5 per carton, 15.75 cu. ft. Recycled Content: 17.38%	Standard veneer in beech. Refer to Finish/Color Selector for stain colors and page 17 for Premier stain upcharge.
	24-99	345.00		
	100-399	340.00		
	400+	337.50		


10-30-BT Bowtie Back Barstool

	Quantity		Specification	Other
	1-9	405.00	18"w x 22"d x 47"h Actual Wgt: 19.9 lbs.ea. Shipping Wgt: 27.50 lbs.ea Freight Class: 175 2 per carton, 18.25 cu. ft. Recycled Content: 21.63%	Standard veneer in beech. Refer to Finish/Color Selector for stain colors and page 17 for Premier stain upcharge. Footrest: Specify Gold (GAF), Satin Silver (SSF), or Black (BAF).
	10-49	395.00		
	50-99	390.00		
	100+	387.50		

S10-SQ Square Back with Stacking Leg

	Quantity		Specification	Other
	1-23	355.00	20"w x 21-3/4"d x 32-3/4"h Actual Wgt: 14.1 lbs.ea. Shipping Wgt: 16.25 lbs.ea Freight Class: 175 5 per carton, 15.75 cu. ft. Recycled Content: 17.38%	Standard veneer in beech. Refer to Finish/Color Selector for stain colors and page 17 for Premier stain upcharge.
	24-99	345.00		
	100-399	340.00		
	400+	337.50		

10-30-SQ Square Back Barstool

	Quantity		Specification	Other
	1-9	405.00	18"w x 22"d x 47-3/4"h Actual Wgt: 19.9 lbs.ea. Shipping Wgt: 27.50 lbs.ea Freight Class: 175 2 per carton, 18.25 cu. ft. Recycled Content: 21.63%	Standard veneer in beech. Refer to Finish/Color Selector for stain colors and page 17 for Premier stain upcharge. Footrest: Specify Gold (GAF), Satin Silver (SSF), or Black (BAF).
	10-49	395.00		
	50-99	390.00		
	100+	387.50		

Standard Features

Standard Powdercoat Colors:

Standard powdercoat finishes.
VelveTouch not available on nesting
chairs.

Other:

- Non-marring clear
butyrate glides..



Options (Stacking and Nesting)

Finish Options:

Optional Plated Finishes: (50 piece minimum)

Chairs:

Chrome, specify C1, add: \$35.00.

Satin Nickel Chrome, specify SNC, add: \$45.00.

Barstools:

Chrome, specify C1, add: \$45.00.

Satin Nickel Chrome, specify SNC, add: \$68.50.

Less than 50 pieces:

1-23: add \$15.00 to Optional Plated Price.

24-49: add \$7.50 to Optional Plated Price.

Other

Custom Back Options:

The Moderne Collection is
available with custom back designs
to include laser-etched or cut-out
logos, handholds, as well as
custom shapes. Contact your MTS
Sales Coordinator with your project
details, to include, quantities,
finishes, and custom requirements

Custom Back

Design Program:

Refer to Custom Back Section
page 119.

Optional Veneer Upgrades (actual wood species)

Group B: Ash Black, Mahogany, Sapele Ribbon, VG Fir, Wenge, add: \$110.00.

Group C: Maple, Walnut, White Oak, add: \$130.00.

Group D: Cherry, Ebony Macassar, Teak, Rosewood, Zebrano, add: \$160.00.

Group E: Birds Eye Maple, add: \$390.00.

Note: A clear top coat is applied to optional veneer upgrades. MTS stains not
applicable. Optional veneers may have extended lead time. Please contact your
MTS Sales Coordinator for specifics and for actual veneer color samples

Other

- Premium Metal
Base Glides.
Specify MBG,
add: \$3.75.

To Order:

All orders must specify:


1. Ship To address.
2. Any critical opening dates.
3. Model number.
4. Frame finish by number and
color name.




Moderne | Chairs Stack up to 10 high

These products are covered by Patents and/or Patent(s) Pending.


S10-CV Chevron Back with Stacking Leg

	Quantity	Specification	Other
	1-23 24-99 100-399 400+	20"w x 21-3/4"d x 32-3/4"h Actual Wgt: 14.1 lbs.ea. Shipping Wgt: 16.25 lbs.ea Freight Class: 175 5 per carton, 15.75 cu. ft. Recycled Content: 17.38%	Standard veneer in beech. Refer to Finish/Color Selector for stain colors and page 17 for Premier stain upcharge.


10-30-CV Chevron Back Barstool

	Quantity	Specification	Other
	1-9 10-49 50-99 100+	18"w x 22"d x 47-3/4"h Actual Wgt: 19.9 lbs.ea. Shipping Wgt: 27.50 lbs.ea Freight Class: 175 2 per carton, 18.25 cu. ft. Recycled Content: 21.63%	Standard veneer in beech. Refer to Finish/Color Selector for stain colors and page 17 for Premier stain upcharge. Footrest: Specify Gold (GAF), Satin Silver (SSF), or Black (BAF).

S10-TR Tapered Back with Stacking Bar Leg

	Quantity	Specification	Other
	1-23 24-99 100-399 400+	20"w x 21-3/4"d x 32-3/4"h Actual Wgt: 14.1 lbs.ea. Shipping Wgt: 16.25 lbs.ea Freight Class: 175 5 per carton, 15.75 cu. ft. Recycled Content: 17.38%	Standard veneer in beech. Refer to Finish/Color Selector for stain colors and page 17 for Premier stain upcharge.

10-30-TR Tapered Back Barstool

	Quantity	Specification	Other
	1-9 10-49 50-99 100+	18"w x 22"d x 47-3/4"h Actual Wgt: 19.9 lbs.ea. Shipping Wgt: 27.50 lbs.ea Freight Class: 175 2 per carton, 18.25 cu. ft. Recycled Content: 21.63%	Standard veneer in beech. Refer to Finish/Color Selector for stain colors and page 17 for Premier stain upcharge. Footrest: Specify Gold (GAF), Satin Silver (SSF), or Black (BAF).

Standard Features

Standard Powdercoat Colors:

Standard powdercoat finishes.
VelveTouch not available on nesting
chairs.

Other:

- Non-marring clear
butyrate glides..



Options (Stacking and Nesting)

Finish Options:

Optional Plated Finishes: (50 piece minimum)

Chairs:

Chrome, specify C1, add: \$35.00.

Satin Nickel Chrome, specify SNC, add: \$45.00.

Barstools:

Chrome, specify C1, add: \$45.00.

Satin Nickel Chrome, specify SNC, add: \$68.50.

Less than 50 pieces:

1-23: add \$15.00 to Optional Plated Price.

24-49: add \$7.50 to Optional Plated Price.

Other

Custom Back Options:

The Moderne Collection is
available with custom back designs
to include laser-etched or cut-out
logos, handholds, as well as
custom shapes. Contact your MTS
Sales Coordinator with your project
details, to include, quantities,
finishes, and custom requirements

Custom Back

Design Program:

Refer to Custom Back Section
page 119.

Optional Veneer Upgrades (actual wood species)

Group B: Ash Black, Mahogany, Sapele Ribbon, VG Fir, Wenge, add: \$110.00.

Group C: Maple, Walnut, White Oak, add: \$130.00.

Group D: Cherry, Ebony Macassar, Teak, Rosewood, Zebrano, add: \$160.00.

Group E: Birds Eye Maple, add: \$390.00.

Note: A clear top coat is applied to optional veneer upgrades. MTS stains not
applicable. Optional veneers may have extended lead time. Please contact your
MTS Sales Coordinator for specifics and for actual veneer color samples

Other

- Premium Metal
Base Glides.
Specify MBG,
add: \$3.75.

To Order:

All orders must specify:


1. Ship To address.
2. Any critical opening dates.
3. Model number.
4. Frame finish by number and
color name.




Moderne | Chairs Nest up to 6 high

These products are covered by Patents and/or Patent(s) Pending.


10-CV-SP Chevron Back w/Seat Pad Nesting Chair

									Specification	Other
	Quantity	COM/ Gr.4	Gr.5	Gr.6	Gr.7	Gr.8	Gr.9	Gr.10	20"w x 22"d x 32-3/4"h COM: .25 yards Actual Wgt: 17.3 lbs.ea. Shipping Wgt: 19.5 lbs.ea Freight Class: 175 5 per carton, 15.75 cu. ft. Recycled Content: 14.16%	Standard veneer in beech. Refer to Finish/Color Selector for stain colors and page 17 for Premier stain upcharge. Footrest: Specify Gold (GAF), Satin Silver (SSF), or Black (BAF).
	1-23	410.00	412.50	415.75	417.75	419.25	420.75	424.25		
	24-99	400.00	402.50	405.75	407.75	409.25	410.75	414.25		
	100-399	395.00	397.50	400.75	402.75	404.25	405.75	409.25		
	400+	392.50	395.00	398.25	400.25	401.75	403.25	406.75		


10-30-CV-SP Chevron Back w/Seat Pad Barstool

									Specification	Other
	Quantity	COM/ Gr.4	Gr.5	Gr.6	Gr.7	Gr.8	Gr.9	Gr.10	18"w x 22-1/4"d x 44-3/4"h COM: .25 yards Actual Wgt: 23.1 lbs.ea. Shipping Wgt: 30.75 lbs.ea Freight Class: 175 2 per carton, 18.25 cu. ft. Recycled Content: 18.64%	Standard veneer in beech. Refer to Finish/Color Selector for stain colors and page 17 for Premier stain upcharge. Footrest: Specify Gold (GAF), Satin Silver (SSF), or Black (BAF).
	1-9	460.00	462.50	465.75	467.75	469.25	470.75	474.25		
	10-49	450.00	452.50	455.75	457.75	459.25	460.75	464.25		
	50-99	445.00	447.50	450.75	452.75	454.25	455.75	459.25		
	100+	442.50	445.00	448.25	450.25	451.75	453.25	456.75		

10-TR-SP Tapered Back w/Seat Pad Nesting Chair

									Specification	Other
	Quantity	COM/ Gr.4	Gr.5	Gr.6	Gr.7	Gr.8	Gr.9	Gr.10	20"w x 22"d x 32-3/4"h COM: .25 yards Actual Wgt: 17.3 lbs.ea. Shipping Wgt: 19.5 lbs.ea Freight Class: 175 5 per carton, 15.75 cu. ft. Recycled Content: 14.16%	Standard veneer in beech. Refer to Finish/Color Selector for stain colors and page 17 for Premier stain upcharge. Footrest: Specify Gold (GAF), Satin Silver (SSF), or Black (BAF).
	1-23	410.00	412.50	415.75	417.75	419.25	420.75	424.25		
	24-99	400.00	402.50	405.75	407.75	409.25	410.75	414.25		
	100-399	395.00	397.50	400.75	402.75	404.25	405.75	409.25		
	400+	392.50	395.00	398.25	400.25	401.75	403.25	406.75		

10-30-TR-SP Tapered back w/Seat Pad Barstool

									Specification	Other
	Quantity	COM/ Gr.4	Gr.5	Gr.6	Gr.7	Gr.8	Gr.9	Gr.10	18"w x 22-1/4"d x 44-3/4"h COM: .25 yards Actual Wgt: 23.1 lbs.ea. Shipping Wgt: 30.75 lbs.ea Freight Class: 175 2 per carton, 18.25 cu. ft. Recycled Content: 18.64%	Standard veneer in beech. Refer to Finish/Color Selector for stain colors and page 17 for Premier stain upcharge. Footrest: Specify Gold (GAF), Satin Silver (SSF), or Black (BAF).
	1-9	460.00	462.50	465.75	467.75	469.25	470.75	474.25		
	10-49	450.00	452.50	455.75	457.75	459.25	460.75	464.25		
	50-99	445.00	447.50	450.75	452.75	454.25	455.75	459.25		
	100+	442.50	445.00	448.25	450.25	451.75	453.25	456.75		

Standard Features

Standard Powdercoat Colors:

Standard powdercoat finishes.
VelveTouch not available on nesting chairs.



Other:

- Non-marring clear butyrate glides..

Options (Stacking and Nesting)

Finish Options:

Optional Plated Finishes: (50 piece minimum)

Chairs:

Chrome, specify C1, add: \$35.00.
Satin Nickel Chrome, specify SNC, add: \$45.00.

Barstools:

Chrome, specify C1, add: \$45.00.
Satin Nickel Chrome, specify SNC, add: \$68.50.

Less than 50 pieces:

1-23: add \$15.00 to
Optional Plated Price.
24-49: add \$7.50 to
Optional Plated Price.

Other


- Premium Metal Base Glides. Specify MBG, add: \$3.75.




Moderne | Chairs Nest up to 6 high

These products are covered by Patents and/or Patent(s) Pending.


N6-BT Bowtie Back with Nesting Base

	Quantity	Specification	Other
	1-23 355.00 24-99 345.00 100-399 340.00 400+ 337.50	20-3/4"w x 23"d x 36"h Actual Wgt: 14.1 lbs.ea. Shipping Wgt: 16.25 lbs.ea Freight Class: 175 5 per carton, 19.5 cu. ft. Recycled Content: 16.88%	Standard veneer in beech. Refer to Finish/Color Selector for stain colors and page 17 for Premier stain upcharge.


6-30-BT Bowtie Back Barstool

	Quantity	Specification	Other
	1-9 405.00 10-49 395.00 50-99 390.00 100+ 387.50	16"w x 23-1/2"d x 47-3/4"h Actual Wgt: 18.2 lbs.ea. Shipping Wgt: 24.5 lbs.ea Freight Class: 175 2 per carton, 18.25 cu. ft. Recycled Content: 21.13%	Standard veneer in beech. Refer to Finish/Color Selector for stain colors and page 17 for Premier stain upcharge. Footrest: Specify Gold (GAF), Satin Silver (SSF), or Black (BAF).

N6-SQ Square Back with Nesting Base

	Quantity	Specification	Other
	1-23 355.00 24-99 345.00 100-399 340.00 400+ 337.50	20-3/4"w x 23"d x 34"h Actual Wgt: 14.1 lbs.ea. Shipping Wgt: 19.5 lbs.ea Freight Class: 175 5 per carton, 12.25 cu. ft. Recycled Content: 16.88%	Standard veneer in beech. Refer to Finish/Color Selector for stain colors and page 17 for Premier stain upcharge.

6-30-SQ Square Back Barstool

	Quantity	Specification	Other
	1-9 405.00 10-49 395.00 50-99 390.00 100+ 387.50	16"w x 23-1/2"d x 45-1/2"h Actual Wgt: 18.2 lbs.ea. Shipping Wgt: 24.5 lbs.ea Freight Class: 175 2 per carton, 18.25 cu. ft. Recycled Content: 21.13%	Standard veneer in beech. Refer to Finish/Color Selector for stain colors and page 17 for Premier stain upcharge. Footrest: Specify Gold (GAF), Satin Silver (SSF), or Black (BAF).

Standard Features

Standard Powdercoat Colors:

Standard powdercoat finishes.
Velvetouch not available on nesting chairs.

Other:

- Non-marring clear butyrate glides..



Options (Stacking and Nesting)

Finish Options:

Optional Plated Finishes: (50 piece minimum)

Chairs:

Chrome, specify C1, add: \$35.00.
Satin Nickel Chrome, specify SNC, add: \$45.00.

Barstools:

Chrome, specify C1, add: \$45.00.
Satin Nickel Chrome, specify SNC, add: \$68.50.

Less than 50 pieces:

1-23: add \$15.00 to Optional Plated Price.
24-49: add \$7.50 to Optional Plated Price.

Other

Custom Back Options:

The Moderne Collection is available with custom back designs to include laser-etched or cut-out logos, handholds, as well as custom shapes. Contact your MTS Sales Coordinator with your project details, to include, quantities, finishes, and custom requirements

Custom Back

Design Program:

Refer to Custom Back Section page 119.

Optional Veneer Upgrades (actual wood species)

Group B: Ash Black, Mahogany, Sapele Ribbon, VG Fir, Wenge, add: \$110.00.
Group C: Maple, Walnut, White Oak, add: \$130.00.
Group D: Cherry, Ebony Macassar, Teak, Rosewood, Zebrano, add: \$160.00.
Group E: Birds Eye Maple, add: \$390.00.

Note: A clear top coat is applied to optional veneer upgrades. MTS stains not applicable. Optional veneers may have extended lead time. Please contact your MTS Sales Coordinator for specifics and for actual veneer color samples

Other

- Premium Metal Base Glides.
Specify MBG, add: \$3.75.

To Order:

All orders must specify:


1. Ship To address.
2. Any critical opening dates.
3. Model number.
4. Frame finish by number and color name.




Moderne | Chairs Nest up to 6 high

These products are covered by Patents and/or Patent(s) Pending.

N6-CV Chevron Back with Nesting Base

	Quantity		Specification	Other
	1-23	355.00	20-3/4"w x 23"d x 34"h	Standard veneer in beech. Refer to Finish/Color Selector for stain colors and page 17 for Premier stain upcharge.
	24-99	345.00	Actual Wgt: 14.1 lbs.ea.	
	100-399	340.00	Shipping Wgt: 19.5 lbs.ea	
	400+	337.50	Freight Class: 175 5 per carton, 12.25 cu. ft. Recycled Content: 16.88%	

6-30-CV Chevron Back Barstool

	Quantity		Specification	Other
	1-9	405.00	16"w x 23-1/2"d x 45-1/2"h	Standard veneer in beech. Refer to Finish/Color Selector for stain colors and page 17 for Premier stain upcharge. Footrest: Specify Gold (GAF), Satin Silver (SSF), or Black (BAF).
	10-49	395.00	Actual Wgt: 18.2 lbs.ea.	
	50-99	390.00	Shipping Wgt: 24.5 lbs.ea	
	100+	387.50	Freight Class: 175 2 per carton, 18.25 cu. ft. Recycled Content: 21.13%	

Standard Features

Standard Powdercoat Colors:

Standard powdercoat finishes.
VelveTouch not available on nesting chairs.

Other:

- Non-marring clear butyrate glides..



Options (Stacking and Nesting)

Finish Options:

Optional Plated Finishes: (50 piece minimum)

Chairs:

Chrome, specify C1, add: \$35.00.

Satin Nickel Chrome, specify SNC, add: \$45.00.

Barstools:

Chrome, specify C1, add: \$45.00.

Satin Nickel Chrome, specify SNC, add: \$68.50.

Less than 50 pieces:

1-23: add \$15.00 to Optional Plated Price.

24-49: add \$7.50 to Optional Plated Price.

Other

- Premium Metal Base Glides. Specify MBG, add: \$3.75.

Custom Back Options:

The Moderne Collection is available with custom back designs to include laser-etched or cut-out logos, handholds, as well as custom shapes. Contact your MTS Sales Coordinator with your project details, to include, quantities, finishes, and custom requirements

Custom Back Design Program:

Refer to Custom Back Section page 119.

Optional Veneer Upgrades (actual wood species)

Group B: Ash Black, Mahogany, Sapele Ribbon, VG Fir, Wenge, add: \$110.00.

Group C: Maple, Walnut, White Oak, add: \$130.00.

Group D: Cherry, Ebony Macassar, Teak, Rosewood, Zebrano, add: \$160.00.

Group E: Birds Eye Maple, add: \$390.00.

Note: A clear top coat is applied to optional veneer upgrades. MTS stains not applicable. Optional veneers may have extended lead time. Please contact your MTS Sales Coordinator for specifics and for actual veneer color samples

To Order:

All orders must specify:


1. Ship To address.
2. Any critical opening dates.
3. Model number.
4. Frame finish by number and color name.




Moderne | Chairs Nest up to 6 high

These products are covered by Patents and/or Patent(s) Pending.


6-CV-SP Chevron Back with Seat Pad Nesting Chair

									Specification	Other
	Quantity	COM/ Gr.4	Gr.5	Gr.6	Gr.7	Gr.8	Gr.9	Gr.10	20-3/4"w x 23"d x 34"h COM: .25 yards Actual Wgt: 16.3 lbs.ea. Shipping Wgt: 18.5 lbs.ea Freight Class: 175 5 per carton, 19.0 cu. ft. Recycled Content: 14.60%	Standard veneer in beech. Refer to Finish/Color Selector for stain colors and page 17 for Premier stain upcharge.
	1-23	410.00	412.50	415.75	417.75	419.25	420.75	424.25		
	24-99	400.00	402.50	405.75	407.75	409.25	410.75	414.25		
	100-399	395.00	397.50	400.75	402.75	404.25	405.75	409.25		
	400+	392.50	395.00	398.25	400.25	401.75	403.25	406.75		


6-30-CV-SP Chevron Back with Seat Pad Barstool

									Specification	Other
	Quantity	COM/ Gr.4	Gr.5	Gr.6	Gr.7	Gr.8	Gr.9	Gr.10	16"w x 23-1/2"d x 45-1/2"h COM: .25 yards Actual Wgt: 20.5 lbs.ea. Shipping Wgt: 28.25 lbs.ea Freight Class: 175 2 per carton, 18.25 cu. ft. Recycled Content: 18.10%	Standard veneer in beech. Refer to Finish/Color Selector for stain colors and page 17 for Premier stain upcharge. Footrest: Specify Gold (GAF), Satin Silver (SSF), or Black (BAF).
	1-9	460.00	462.50	465.75	467.75	469.25	470.75	474.25		
	10-49	450.00	452.50	455.75	457.75	459.25	460.75	464.25		
	50-99	445.00	447.50	450.75	452.75	454.25	455.75	459.25		
	100+	442.50	445.00	448.25	450.25	451.75	453.25	456.75		

6-TR-SP Tapered Back with Seat Pad Nesting Chair

									Specification	Other
	Quantity	COM/ Gr.4	Gr.5	Gr.6	Gr.7	Gr.8	Gr.9	Gr.10	20-3/4"w x 23"d x 34"h COM: .25 yards Actual Wgt: 16.3 lbs.ea. Shipping Wgt: 18.5 lbs.ea Freight Class: 175 5 per carton, 19.0 cu. ft. Recycled Content: 14.60%	Standard veneer in beech. Refer to Finish/Color Selector for stain colors and page 17 for Premier stain upcharge.
	1-23	410.00	412.50	415.75	417.75	419.25	420.75	424.25		
	24-99	400.00	402.50	405.75	407.75	409.25	410.75	414.25		
	100-399	395.00	397.50	400.75	402.75	404.25	405.75	409.25		
	400+	392.50	395.00	398.25	400.25	401.75	403.25	406.75		

6-30-TR-SP Tapered Back with Seat Pad Barstool

									Specification	Other
	Quantity	COM/ Gr.4	Gr.5	Gr.6	Gr.7	Gr.8	Gr.9	Gr.10	16"w x 23-1/2"d x 45-1/2"h COM: .25 yards Actual Wgt: 20.5 lbs.ea. Shipping Wgt: 28.25 lbs.ea Freight Class: 175 2 per carton, 18.25 cu. ft. Recycled Content: 18.10%	Standard veneer in beech. Refer to Finish/Color Selector for stain colors and page 17 for Premier stain upcharge. Footrest: Specify Gold (GAF), Satin Silver (SSF), or Black (BAF).
	1-9	460.00	462.50	465.75	467.75	469.25	470.75	474.25		
	10-49	450.00	452.50	455.75	457.75	459.25	460.75	464.25		
	50-99	445.00	447.50	450.75	452.75	454.25	455.75	459.25		
	100+	442.50	445.00	448.25	450.25	451.75	453.25	456.75		

Standard Features

Standard Powdercoat Colors:

Standard powdercoat finishes.
VelveTouch not available on nesting chairs.



Other:

- Non-marring clear butyrate glides..

Options (Stacking and Nesting)

Finish Options:

Optional Plated Finishes: (50 piece minimum)

Chairs:

Chrome, specify C1, add: \$35.00.
Satin Nickel Chrome, specify SNC, add: \$45.00.

Barstools:

Chrome, specify C1, add: \$45.00.
Satin Nickel Chrome, specify SNC, add: \$68.50.

Less than 50 pieces:

1-23: add \$15.00 to
Optional Plated Price.
24-49: add \$7.50 to
Optional Plated Price.

Other


- Premium Metal Base Glides.
Specify MBG, add: \$3.75.




Moderne | Chairs Nest up to 6 high

These products are covered by Patents and/or Patent(s) Pending.


6-SQ-SP Chair with padded seat Nesting Chair

	Specification								Other
	Quantity	COM/ Gr.4	Gr.5	Gr.6	Gr.7	Gr.8	Gr.9	Gr.10	
	1-23	410.00	412.50	415.75	417.75	419.25	420.75	424.25	
	24-99	400.00	402.50	405.75	407.75	409.25	410.75	414.25	
	100-399	395.00	397.50	400.75	402.75	404.25	405.75	409.25	
	400+	392.50	395.00	398.25	400.25	401.75	403.25	406.75	
20-3/4"w x 23"d x 34"h COM: .25 yards Actual Wgt: 16.3 lbs.ea. Shipping Wgt: 18.5 lbs.ea Freight Class: 175 5 per carton, 19.0 cu. ft. Recycled Content: 14.60%									Standard veneer in beech. Refer to Finish/Color Selector for stain colors and page 17 for Premier stain upcharge.


6-30-SQ-SP Barstool with padded seat

	Specification								Other
	Quantity	COM/ Gr.4	Gr.5	Gr.6	Gr.7	Gr.8	Gr.9	Gr.10	
	1-9	460.00	462.50	465.75	467.75	469.25	470.75	474.25	
	10-49	450.00	452.50	455.75	457.75	459.25	460.75	464.25	
	50-99	445.00	447.50	450.75	452.75	454.25	455.75	459.25	
	100+	442.50	445.00	448.25	450.25	451.75	453.25	456.75	
16"w x 23-1/2"d x 45-1/2"h COM: .25 yards Actual Wgt: 20.5 lbs.ea. Shipping Wgt: 28.25 lbs.ea Freight Class: 175 2 per carton, 18.25 cu. ft. Recycled Content: 18.10%									Standard veneer in beech. Refer to Finish/Color Selector for stain colors and page 17 for Premier stain upcharge. Footrest: Specify Gold (GAF), Satin Silver (SSF), or Black (BAF).


6-30-SQLSP Low Back Barstool with padded seat

	Specification								Other
	Quantity	COM/ Gr.4	Gr.5	Gr.6	Gr.7	Gr.8	Gr.9	Gr.10	
	1-9	465.00	467.50	470.75	472.75	474.25	475.75	479.25	
	10-49	455.00	457.50	460.75	462.75	464.25	465.75	469.25	
	50-99	450.00	452.50	455.75	457.75	459.25	460.75	464.25	
	100+	447.50	450.00	453.25	455.25	456.75	458.25	461.75	
16-1/2"w x 23-1/2"d x 34-3/4"h COM: .25 yards Actual Wgt: 18.5 lbs.ea. Shipping Wgt: 26.25 lbs.ea Freight Class: 175 2 per carton, 18.25 cu. ft. Recycled Content: 20.05%									Standard veneer in beech. Refer to Finish/Color Selector for stain colors and page 17 for Premier stain upcharge.


6-SQ-SBP Chair with divided padded seat and back Nesting Chair

	Specification								Other
	Quantity	COM/ Gr.4	Gr.5	Gr.6	Gr.7	Gr.8	Gr.9	Gr.10	
	1-23	440.75	444.75	449.95	453.15	455.55	457.95	463.55	
	24-99	430.75	434.75	439.95	443.15	445.55	447.95	453.55	
	100-399	425.75	429.75	434.95	438.15	440.55	442.95	448.55	
	400+	423.25	427.25	432.45	435.65	438.05	440.45	446.05	
20-3/4"w x 23"d x 34"h COM: .40 yards Actual Wgt: 16.9 lbs.ea. Shipping Wgt: 19.25 lbs.ea Freight Class: 175 5 per carton, 19.0 cu. ft. Recycled Content: 14.08%									Standard veneer in beech. Refer to Finish/Color Selector for stain colors and page 17 for Premier stain upcharge.


6-30-SQ-SBP Barstool with divided padded seat and back Barstool

	Specification								Other
	Quantity	COM/ Gr.4	Gr.5	Gr.6	Gr.7	Gr.8	Gr.9	Gr.10	
	1-9	490.75	494.75	499.95	503.15	505.55	507.95	513.55	
	10-49	480.75	484.75	489.95	493.15	495.55	497.95	503.55	
	50-99	475.75	479.75	484.95	488.15	490.55	492.95	498.55	
	100+	473.25	477.25	482.45	485.65	488.05	490.45	496.05	
16"w x 23-1/2"d x 45-1/2"h COM: .40 yards Actual Wgt: 21.1 lbs.ea. Shipping Wgt: 28.75 lbs.ea Freight Class: 175 2 per carton, 18.25 cu. ft. Recycled Content: 17.28%									Standard veneer in beech. Refer to Finish/Color Selector for stain colors and page 17 for Premier stain upcharge. Footrest: Specify Gold (GAF), Satin Silver (SSF), or Black (BAF).

6-SQ-U Chair with fully padded seat and back Nesting Chair

	Specification								Other
	Quantity	COM/ Gr.4	Gr.5	Gr.6	Gr.7	Gr.8	Gr.9	Gr.10	
	1-23	502.25	506.75	512.60	516.20	518.90	521.60	527.90	
	24-99	492.25	496.75	502.60	506.20	508.90	511.60	517.90	
	100-399	487.25	491.75	497.60	501.20	503.90	506.60	512.90	
	400+	484.75	489.25	495.10	498.70	501.40	504.10	510.40	
20-3/4"w x 23"d x 34"h COM: .55 yards Actual Wgt: 15.3 lbs.ea. Shipping Wgt: 17.5 lbs.ea Freight Class: 175 5 per carton, 19.0 cu. ft. Recycled Content: 15.56%									Standard veneer in beech. Refer to Finish/Color Selector for stain colors and page 17 for Premier stain upcharge.

6-30-SQ-U Barstool with fully padded seat and back Barstool


	Specification								Other
	Quantity	COM/ Gr.4	Gr.5	Gr.6	Gr.7	Gr.8	Gr.9	Gr.10	
	1-9	552.25	556.75	562.60	566.20	568.90	571.60	577.90	
	10-49	542.25	546.75	552.60	556.20	558.90	561.60	567.90	
	50-99	537.25	541.75	547.60	551.20	553.90	556.60	562.90	
	100+	534.75	539.25	545.10	548.70	551.40	554.10	560.40	
16"w x 23-1/2"d x 45-1/2"h COM: .55 yards Actual Wgt: 19.5 lbs.ea. Shipping Wgt: 27.25 lbs.ea Freight Class: 175 2 per carton, 18.25 cu. ft. Recycled Content: 19.03%									Standard veneer in beech. Refer to Finish/Color Selector for stain colors and page 17 for Premier stain upcharge. Footrest: Specify Gold (GAF), Satin Silver (SSF), or Black (BAF).




Moderne | Chairs Nest up to 6 high

These products are covered by Patents and/or Patent(s) Pending.


10-SQ-SP Chair with padded seat Nesting Chair

									Specification	Other
	Quantity	COM/ Gr.4	Gr.5	Gr.6	Gr.7	Gr.8	Gr.9	Gr.10	20"w x 22"d x 32-3/4"h COM: .25 yards Actual Wgt: 17.3 lbs.ea. Shipping Wgt: 19.5 lbs.ea Freight Class: 175 5 per carton, 15.75 cu. ft. Recycled Content: 14.16%	Standard veneer in beech. Refer to Finish/Color Selector for stain colors and page 17 for Premier stain upcharge.
	1-23	415.00	417.50	420.75	422.75	424.25	425.75	429.25		
	24-99	405.00	407.50	410.75	412.75	414.25	415.75	419.25		
	100-399	400.00	402.50	405.75	407.75	409.25	410.75	414.25		
	400+	397.50	400.00	403.25	405.25	406.75	408.25	411.75		


10-30-SQ-SP Barstool with padded seat Barstool

									Specification	Other
	Quantity	COM/ Gr.4	Gr.5	Gr.6	Gr.7	Gr.8	Gr.9	Gr.10	18"w x 22-1/4"d x 44-3/4"h COM: .25 yards Actual Wgt: 23.1 lbs.ea. Shipping Wgt: 30.75 lbs.ea Freight Class: 175 2 per carton, 18.25 cu. ft. Recycled Content: 18.64%	Standard veneer in beech. Refer to Finish/Color Selector for stain colors and page 17 for Premier stain upcharge. Footrest: Specify Gold (GAF), Satin Silver (SSF), or Black (BAF).
	1-9	465.00	467.50	470.75	472.75	474.25	475.75	479.25		
	10-49	455.00	457.50	460.75	462.75	464.25	465.75	469.25		
	50-99	450.00	452.50	455.75	457.75	459.25	460.75	464.25		
	100+	447.50	450.00	453.25	455.25	456.75	458.25	461.75		


10-SQ-SBP Chair with divided padded seat and back Nesting Chair

									Specification	Other
	Quantity	COM/ Gr.4	Gr.5	Gr.6	Gr.7	Gr.8	Gr.9	Gr.10	20"w x 22"d x 32-3/4"h COM: .40 yards Actual Wgt: 17.9 lbs.ea. Shipping Wgt: 20.25 lbs.ea Freight Class: 175 5 per carton, 15.75 cu. ft. Recycled Content: 13.69%	Standard veneer in beech. Refer to Finish/Color Selector for stain colors and page 17 for Premier stain upcharge.
	1-23	435.75	439.75	444.95	448.15	450.55	452.95	458.55		
	24-99	425.75	429.75	434.95	438.15	440.55	442.95	448.55		
	100-399	420.75	424.75	429.95	433.15	435.55	437.95	443.55		
	400+	418.25	422.25	427.45	430.65	433.05	435.45	441.05		


10-30-SQ-SBP Barstool with divided padded seat and back Barstool

									Specification	Other
	Quantity	COM/ Gr.4	Gr.5	Gr.6	Gr.7	Gr.8	Gr.9	Gr.10	18"w x 22-1/4"d x 44-3/4"h COM: .40 yards Actual Wgt: 23.7 lbs.ea. Shipping Wgt: 31.5 lbs.ea Freight Class: 175 2 per carton, 18.25 cu. ft. Recycled Content: 18.16%	Standard veneer in beech. Refer to Finish/Color Selector for stain colors and page 17 for Premier stain upcharge. Footrest: Specify Gold (GAF), Satin Silver (SSF), or Black (BAF).
	1-9	485.75	489.75	494.95	498.15	500.55	502.95	508.55		
	10-49	475.75	479.75	484.95	488.15	490.55	492.95	498.55		
	50-99	470.75	474.75	479.95	483.15	485.55	487.95	493.55		
	100+	468.25	472.25	477.45	480.65	483.05	485.45	491.05		

10-SQ-U Chair with fully padded seat and back Nesting Chair

									Specification	Other
	Quantity	COM/ Gr.4	Gr.5	Gr.6	Gr.7	Gr.8	Gr.9	Gr.10	20"w x 22"d x 32-3/4"h COM: .55 yards Actual Wgt: 16.3 lbs.ea. Shipping Wgt: 18.5 lbs.ea Freight Class: 175 5 per carton, 15.75 cu. ft. Recycled Content: 15.03%	Standard veneer in beech. Refer to Finish/Color Selector for stain colors and page 17 for Premier stain upcharge.
	1-23	507.50	512.00	517.85	521.45	524.15	526.85	533.15		
	24-99	497.50	502.00	507.85	511.45	514.15	516.85	523.15		
	100-399	492.50	497.00	502.85	506.45	509.15	511.85	518.15		
	400+	490.00	494.50	500.35	503.95	506.65	509.35	515.65		

10-30-SQ-U Barstool with fully padded seat and back Barstool

									Specification	Other
	Quantity	COM/ Gr.4	Gr.5	Gr.6	Gr.7	Gr.8	Gr.9	Gr.10	18"w x 22-1/4"d x 44-3/4"h COM: .55 yards Actual Wgt: 22.1 lbs.ea. Shipping Wgt: 30 lbs.ea Freight Class: 175 2 per carton, 18.25 cu. ft. Recycled Content: 19.48%	Standard veneer in beech. Refer to Finish/Color Selector for stain colors and page 17 for Premier stain upcharge. Footrest: Specify Gold (GAF), Satin Silver (SSF), or Black (BAF).
	1-9	557.50	562.00	567.85	571.45	574.15	576.85	583.15		
	10-49	547.50	552.00	557.85	561.45	564.15	566.85	573.15		
	50-99	542.50	547.00	552.85	556.45	559.15	561.85	568.15		
	100+	540.00	544.50	550.35	553.95	556.65	559.35	565.65		

Standard Features

Standard Powdercoat Colors:

Standard powdercoat finishes.
Velvetouch not available on nesting chairs.



Other:

- Non-marring clear butyrate glides..

Options (Stacking and Nesting)

Finish Options:

Optional Plated Finishes: (50 piece minimum)

Chairs:
Chrome, specify C1, add: \$35.00.
Satin Nickel Chrome, specify SNC, add: \$45.00.
Barstools:
Chrome, specify C1, add: \$45.00.
Satin Nickel Chrome, specify SNC, add: \$68.50.

Less than 50 pieces:


1-23: add \$15.00 to
Optional Plated Price.
24-49: add \$7.50 to
Optional Plated Price.


Other


- Premium Metal
Base Glides.
Specify MBG,
add: \$3.75.




Moderne Fully Upholstered | Chairs Nest up to 6 high

10-UPH Chair with Stacking Legs									Specification	Other
	Quantity	COM/ Gr.4	Gr.5	Gr.6	Gr.7	Gr.8	Gr.9	Gr.10	20"w x 22"d x 34"h COM: 1.20 Yards Actual Wgt: 17.0 lbs. ea. Shipping Wgt: 19.5 lbs. ea. Freight Class: 175 5 per carton, 15.75 cu. ft. Recycled Content: 13.38%	
	1-23	475.00	485.00	498.00	506.00	512.00	518.00	532.00		
	24-99	465.00	475.00	488.00	496.00	502.00	508.00	522.00		
	100-399	460.00	470.00	483.00	491.00	497.00	503.00	517.00		
	400+	457.50	467.50	480.50	488.50	494.50	500.50	514.50		

10-30-UPHM Barstool									Specification	Other
	Quantity	COM/ Gr.4	Gr.5	Gr.6	Gr.7	Gr.8	Gr.9	Gr.10	18"w x 22-1/4"d x 42-3/4"h COM: 1.20 Yards Actual Wgt: 22.7 lbs. ea. Shipping Wgt: 30.5 lbs ea. Freight Class: 175 2 per carton, 18.25 cu. ft. Recycled Content: 18.50%	Footrest: Specify Gold (GAF), Satin Silver (SSF), or Black (BAF).
	1-9	525.00	535.00	548.00	556.00	562.00	568.00	582.00		
	10-49	515.00	525.00	538.00	546.00	552.00	558.00	572.00		
	50-99	510.00	520.00	533.00	541.00	547.00	553.00	567.00		
	100+	507.50	517.50	530.50	538.50	544.50	550.50	564.50		

10-UPH-CHI Channel Back Chair with Stacking Legs									Specification	Other
	Quantity	COM/ Gr.4	Gr.5	Gr.6	Gr.7	Gr.8	Gr.9	Gr.10	20"w x 22"d x 34"h COM: 1.20 Yards Actual Wgt: 17.0 lbs. ea. Shipping Wgt: 19.5 lbs. Freight Class: 175 5 per carton, 15.75 cu. ft. Recycled Content: 13.38%	
	1-23	505.00	515.00	528.00	536.00	542.00	548.00	562.00		
	24-99	495.00	505.00	518.00	526.00	532.00	538.00	552.00		
	100-399	490.00	500.00	513.00	521.00	527.00	533.00	547.00		
	400+	487.50	497.50	510.50	518.50	524.50	530.50	544.50		

10-30-UPHMCCHI Channel Back Barstool									Specification	Other
	Quantity	COM/ Gr.4	Gr.5	Gr.6	Gr.7	Gr.8	Gr.9	Gr.10	18"w x 22-1/4"d x 42-3/4"h COM: 1.20 Yards Actual Wgt: 22.7 lbs. ea. Shipping Wgt: 30.5 lbs ea. Freight Class: 175 2 per carton, 18.25 cu. ft. Recycled Content: 18.50%	Footrest: Specify Gold (GAF), Satin Silver (SSF), or Black (BAF).
	1-9	555.00	565.00	578.00	586.00	592.00	598.00	612.00		
	10-49	545.00	555.00	568.00	576.00	582.00	588.00	602.00		
	50-99	540.00	550.00	563.00	571.00	577.00	583.00	597.00		
	100+	537.50	547.50	560.50	568.50	574.50	580.50	594.50		

Standard Features

Standard Powdercoat Colors:

Standard powdercoat finishes.
VelveTouch not available on nesting chairs.



Other:

- Non-marring clear butyrate glides..

Options

Finish Options:

Optional Plated Finishes: (50 piece minimum)

Chairs:

Chrome, specify C1, add: \$35.00.

Satin Nickel Chrome, specify SNC, add: \$45.00.

Barstools:

Chrome, specify C1, add: \$45.00.

Satin Nickel Chrome, specify SNC, add: \$68.50.

Less than 50 pieces:

1-23: add \$15.00 to
Optional Plated Price.

24-49: add \$7.50 to
Optional Plated Price.

Other

- Premium Metal
Base Glides.
Specify MBG,
add: \$3.75.


To Order:


All orders must specify:


1. Ship To address.
2. Any critical opening dates.
3. Model number.
4. Frame finish by number and color name.
5. Upholstery selection by pattern name, color number and name.
6. Stain color and number.




Moderne Fully Upholstered | Chairs Nest up to 6 high

N6-UPH Chair with Tapered Nesting Legs									Specification	Other
	Quantity	COM/ Gr.4	Gr.5	Gr.6	Gr.7	Gr.8	Gr.9	Gr.10	20-3/4"w x 23"d x 34"h COM: 1.20 Yards Actual Wgt: 16.5 lbs. ea. Shipping Wgt: 19.0 lbs. ea. Freight Class: 175 5 per carton, 19.0 cu. ft. Recycled Content: 12.73%	
	1-23	470.00	480.00	493.00	501.00	507.00	513.00	527.00		
	24-99	460.00	470.00	483.00	491.00	497.00	503.00	517.00		
	100-399	455.00	465.00	478.00	486.00	492.00	498.00	512.00		
	400+	452.50	462.50	475.50	483.50	489.50	495.50	509.50		

6-30-UPHM Barstool									Specification	Other
	Quantity	COM/ Gr.4	Gr.5	Gr.6	Gr.7	Gr.8	Gr.9	Gr.10	16"w x 23-1/2"d x 43-1/2"h COM: 1.20 Yards Actual Wgt: 18.5 lbs. ea. Shipping Wgt: 26.25 lbs ea. Freight Class: 175 2 per carton, 18.25 cu. ft. Recycled Content: 14.76%	Footrest: Specify Gold (GAF), Satin Silver (SSF), or Black (BAF).
	1-9	520.00	530.00	543.00	551.00	557.00	563.00	577.00		
	10-49	510.00	520.00	533.00	541.00	547.00	553.00	567.00		
	50-99	505.00	515.00	528.00	536.00	542.00	548.00	562.00		
	100+	502.50	512.50	525.50	533.50	539.50	545.50	559.50		

N6-UPH-CHI Channel Back Chair with Tapered Nesting Legs									Specification	Other
	Quantity	COM/ Gr.4	Gr.5	Gr.6	Gr.7	Gr.8	Gr.9	Gr.10	20-3/4"w x 23"d x 34"h COM: 1.20 Yards Actual Wgt: 16.5 lbs. ea. Shipping Wgt: 19.0 lbs. Freight Class: 175 5 per carton, 19.0 cu. ft. Recycled Content: 12.73%	
	1-23	500.00	510.00	523.00	531.00	537.00	543.00	557.00		
	24-99	490.00	500.00	513.00	521.00	527.00	533.00	547.00		
	100-399	485.00	495.00	508.00	516.00	522.00	528.00	542.00		
	400+	482.50	492.50	505.50	513.50	519.50	525.50	539.50		

6-30-UPHM-CHI Channel Back Barstool									Specification	Other
	Quantity	COM/ Gr.4	Gr.5	Gr.6	Gr.7	Gr.8	Gr.9	Gr.10	16"w x 23-1/2"d x 43-1/2"h COM: 1.20 Yards Actual Wgt: 18.5 lbs. ea. Shipping Wgt: 26.25 lbs ea. Freight Class: 175 2 per carton, 18.25 cu. ft. Recycled Content: 14.76%	Footrest: Specify Gold (GAF), Satin Silver (SSF), or Black (BAF).
	1-9	550.00	560.00	573.00	581.00	587.00	593.00	607.00		
	10-49	540.00	550.00	563.00	571.00	577.00	583.00	597.00		
	50-99	535.00	545.00	558.00	566.00	572.00	578.00	592.00		
	100+	532.50	542.50	555.50	563.50	569.50	575.50	589.50		

Standard Features

Standard Powdercoat Colors:

Standard powdercoat finishes.
VelveTouch not available on nesting chairs.



Other:

- Non-marring clear butyrate glides..

Options

Finish Options:

Optional Plated Finishes: (50 piece minimum)

Chairs:

Chrome, specify C1, add: \$35.00.

Satin Nickel Chrome, specify SNC, add: \$45.00.

Barstools:

Chrome, specify C1, add: \$45.00.

Satin Nickel Chrome, specify SNC, add: \$68.50.

Less than 50 pieces:

1-23: add \$15.00 to
Optional Plated Price.

24-49: add \$7.50 to
Optional Plated Price.

Other

- Premium Metal Base Glides.
Specify MBG,
add: \$3.75.

To Order:


All orders must specify:

1. Ship To address.
2. Any critical opening dates.
3. Model number.
4. Frame finish by number and color name.
5. Upholstery selection by pattern name, color number and name.
6. Stain color and number.




Poize


100 Wood Back Upholstered Seat Chair

									Specification	Other
	Quantity	COM/ Gr.4	Gr.5	Gr.6	Gr.7	Gr.8	Gr.9	Gr.10	18-3/4"w x 21-1/2"d x 35-1/2"h COM: .65 Yards Actual Wgt: 16.5 lbs. ea. Shipping Wgt: 26.50 lbs. ea. Freight Class: 175 2 per carton, 12.5 cu. ft. Recycled Content: 18.67%	Contoured Maple ply back standard. Refer to Finish/Color Selector for stain colors and page 17 for Premier stain upcharge.
	1-23	575.00	581.50	589.95	595.15	599.05	602.95	612.05		
	24-99	565.00	571.50	579.95	585.15	589.05	592.95	602.05		
	100-399	560.00	566.50	574.95	580.15	584.05	587.95	597.05		
	400+	557.50	564.00	572.45	577.65	581.55	585.45	594.55		


100-30 Wood Back Upholstered Seat Barstool

									Specification	Other
	Quantity	COM/ Gr.4	Gr.5	Gr.6	Gr.7	Gr.8	Gr.9	Gr.10	19"w x 21"d x 47"h COM: .65 Yards Actual Wgt: 21.2 lbs. ea. Shipping Wgt: 28.95 lbs. ea. Freight Class: 250 2 per carton, 18.25 cu. ft Recycled Content: 22.62%	Contoured Maple ply back standard. Refer to Finish/Color Selector for stain colors and page 17 for Premier stain upcharge. Footrest: Specify Gold (GAF), Satin Silver (SSF), or Black (BAF).
	1-9	615.00	621.50	629.95	635.15	639.05	642.95	652.05		
	10-49	605.00	611.50	619.95	625.15	629.05	632.95	642.05		
	50-99	600.00	606.50	614.95	620.15	624.05	627.95	637.05		
	100+	597.50	604.00	612.45	617.65	621.55	625.45	634.55		

100-UBP Wood Back with Inner Pad and Upholstered Seat Chair

									Specification	Other
	Quantity	COM/ Gr.4	Gr.5	Gr.6	Gr.7	Gr.8	Gr.9	Gr.10	18-3/4"w x 21-1/2"d x 35-1/2"h COM: .85 Yards Actual Wgt: 17.4 lbs. ea. Shipping Wgt: 27.4 lbs. ea. Freight Class: 175 2 per carton, 12.5 cu. ft. Recycled Content: 17.7%	Contoured Maple ply back with inner pad and upholstered seat. Refer to Finish/Color Selector for stain colors and page 17 for Premier stain upcharge.
	1-23	612.50	621.00	632.05	638.85	643.95	649.05	660.95		
	24-99	602.50	611.00	622.05	628.85	633.95	639.05	650.95		
	100-399	597.50	606.00	617.05	623.85	628.95	634.05	645.95		
	400+	595.00	603.50	614.55	621.35	626.45	631.55	643.45		

100-30-UBP Wood Back with Inner Pad and Upholstered Seat Barstool

									Specification	Other
	Quantity	COM/ Gr.4	Gr.5	Gr.6	Gr.7	Gr.8	Gr.9	Gr.10	19"w x 21"d x 47"h COM: .85 Yards Actual Wgt: 22.1 lbs. ea. Shipping Wgt: 29.85 lbs. ea. Freight Class: 250 2 per carton, 18.25 cu. ft Recycled Content: 21.7%	Contoured Maple ply back with inner pad and upholstered seat. Footrest: Refer to Finish/Color Selector for stain colors and page 17 for Premier stain upcharge. Specify Gold (GAF), Satin Silver (SSF), or Black (BAF).
	1-9	662.50	671.00	682.05	688.85	693.95	699.05	710.95		
	10-49	652.50	661.00	672.05	678.85	683.95	689.05	700.95		
	50-99	647.50	656.00	667.05	673.85	678.95	684.05	695.95		
	100+	645.00	653.50	664.55	671.35	676.45	681.55	693.45		

Standard Features

Standard Powdercoat Colors:
Standard powdercoat finishes.



COMFORTweb® seat provides exceptional comfort for extended seating. A luxurious layer of COMFORTbliss® foam supported by alternating flexible rubberized polypropylene stretchband material delivers responsive, reliable comfort.

Other:

- Premium Metal
Base Glides standard.



Options

Optional Finishes:

Finish Options:

Optional Plated Finishes: (50 piece minimum)

Chrome finish, specify C1:
Chairs: add \$90.95.
Barstool: add \$116.40.

Satin Nickel Chrome, specify SNC:
Chairs: add \$113.95.
Barstool: add \$139.40.

Less than minimum:

1-23, add \$15.00 to optional plated price.
24-49, add \$7.50 to optional plated price.

Other

Textile Options:

- For pricing on grades 11-24, refer to the Upholstery Grading Chart on page 18.
- For textile selections, grades 4-10, refer to the Finish/Color Selector.
- COM (Customer's Own Material), refer to page 15.



ProBax® Option
Specify (PRO),
add: \$17.50.
Refer to page 31.


Custom Back Design

Program: Refer to Custom Back Section page 119.




Poize


101 Wood Back Upholstered Seat Chair

									Specification	Other
	Quantity	COM/ Gr.4	Gr.5	Gr.6	Gr.7	Gr.8	Gr.9	Gr.10	18-3/4"w x 21-1/2"d x 35-1/2"h COM: .65 Yards Actual Wgt: 16.3 lbs. ea. Shipping Wgt: 26.30 lbs. ea. Freight Class: 175 2 per carton, 12.5 cu. ft. Recycled Content: 18.9%	Contoured Maple ply back standard. Refer to Finish/Color Selector for stain colors and page 17 for Premier stain upcharge.
	1-23	575.00	581.50	589.95	595.15	599.05	602.95	612.05		
	24-99	565.00	571.50	579.95	585.15	589.05	592.95	602.05		
	100-399	560.00	566.50	574.95	580.15	584.05	587.95	597.05		
	400+	557.50	564.00	572.45	577.65	581.55	585.45	594.55		


101-30 Wood Back Upholstered Seat Barstool

									Specification	Other
	Quantity	COM/ Gr.4	Gr.5	Gr.6	Gr.7	Gr.8	Gr.9	Gr.10	18-3/4"w x 21-1/5"d x 47"h COM: .65 Yards Actual Wgt: 21 lbs. ea. Shipping Wgt: 28.75 lbs. ea. Freight Class: 250 2 per carton, 18.25 cu. ft Recycled Content: 22.83%	Contoured Maple ply back standard. Refer to Finish/Color Selector for stain colors and page 17 for Premier stain upcharge. Footrest: Specify Gold (GAF), Satin Silver (SSF), or Black (BAF).
	1-9	615.00	621.50	629.95	635.15	639.05	642.95	652.05		
	10-49	605.00	611.50	619.95	625.15	629.05	632.95	642.05		
	50-99	600.00	606.50	614.95	620.15	624.05	627.95	637.05		
	100+	597.50	604.00	612.45	617.65	621.55	625.45	634.55		

101-UBP Wood Back with Inner Pad and Upholstered Seat Chair


									Specification	Other
	Quantity	COM/ Gr.4	Gr.5	Gr.6	Gr.7	Gr.8	Gr.9	Gr.10	18-3/4"w x 21-1/2"d x 35-1/2"h COM: .85 Yards Actual Wgt: 17.5 lbs. ea. Shipping Wgt: 27.5 lbs. ea. Freight Class: 175 2 per carton, 12.5 cu. ft. Recycled Content: 17.6%	Contoured Maple ply back with inner pad and upholstered seat. 9 standard stain colors. Refer to Finish/Color Selector. Premier stains, see page 17.
	1-23	612.50	621.00	632.05	638.85	643.95	649.05	660.95		
	24-99	602.50	611.00	622.05	628.85	633.95	639.05	650.95		
	100-399	597.50	606.00	617.05	623.85	628.95	634.05	645.95		
	400+	595.00	603.50	614.55	621.35	626.45	631.55	643.45		

101-30-UBP Wood Back with Inner Pad and Upholstered Seat Barstool

									Specification	Other
	Quantity	COM/ Gr.4	Gr.5	Gr.6	Gr.7	Gr.8	Gr.9	Gr.10	19"w x 21"d x 47"h COM: .85 Yards Actual Wgt: 22.2 lbs. ea. Shipping Wgt: 29.95 lbs. ea. Freight Class: 250 2 per carton, 18.25 cu. ft Recycled Content: 21.6%	Contoured Maple ply back with inner pad and upholstered seat. 9 standard stain colors. Refer to Finish/Color Selector. Premier stains, see page 17. Footrest: Specify Gold (GAF), Satin Silver (SSF), or Black (BAF).
	1-9	652.50	661.00	672.05	678.85	683.95	689.05	700.95		
	10-49	642.50	651.00	662.05	668.85	673.95	679.05	690.95		
	50-99	637.50	646.00	657.05	663.85	668.95	674.05	685.95		
	100+	635.00	643.50	654.55	661.35	666.45	671.55	683.45		

Standard Features

Standard Powdercoat Colors:
Standard powdercoat finishes.



COMFORTweb® seat provides exceptional comfort for extended seating. A luxurious layer of COMFORTbliss® foam supported by alternating flexible rubberized polypropylene stretchband material delivers responsive, reliable comfort.

Other:

- Premium Metal
Base Glides standard.



Options

Optional Finishes:

Finish Options:

Optional Plated Finishes:
(50 piece minimum)

Chrome finish, specify C1:
Chairs: add \$90.95.
Barstool: add \$116.40.

Satin Nickel Chrome, specify SNC:
Chairs: add \$113.95.
Barstool: add \$139.40.

Less than minimum:

1-23, add \$15.00 to optional plated price.
24-49, add \$7.50 to optional plated price.

Other

Textile Options:

- For pricing on grades 11-24, refer to the Upholstery Grading Chart on page 18.
- For textile selections, grades 4-10, refer to the Finish/Color Selector.
- COM (Customer's Own Material), refer to page 15.



ProBax® Option
Specify (PRO),
add: \$17.50.
Refer to page 31.


Custom Back Design

Program: Refer to Custom Back Section page 119.




Poize


102 Wood Back Upholstered Seat Chair

									Specification	Other
	Quantity	COM/ Gr.4	Gr.5	Gr.6	Gr.7	Gr.8	Gr.9	Gr.10	18-3/4"w x 21-1/2"d x 35-1/2"h COM: .65 Yards Actual Wgt: 16.6 lbs. ea. Shipping Wgt: 26.60 lbs. ea. Freight Class: 175 2 per carton, 12.5 cu. ft. Recycled Content: 18.55%	Contoured Maple ply back standard. Refer to Finish/Color Selector for stain colors and page 17 for Premier stain upcharge.
	1-23	575.00	581.50	589.95	595.15	599.05	602.95	612.05		
	24-99	565.00	571.50	579.95	585.15	589.05	592.95	602.05		
	100-399	560.00	566.50	574.95	580.15	584.05	587.95	597.05		
	400+	557.50	564.00	572.45	577.65	581.55	585.45	594.55		


102-30 Wood Back Upholstered Seat Barstool

									Specification	Other
	Quantity	COM/ Gr.4	Gr.5	Gr.6	Gr.7	Gr.8	Gr.9	Gr.10	19"w x 21"d x 47"h COM: .65 Yards Actual Wgt: 21.3 lbs. ea. Shipping Wgt: 29.05 lbs. ea. Freight Class: 250 2 per carton, 18.25 cu. ft Recycled Content: 22.51%	Contoured Maple ply back standard. Refer to Finish/Color Selector for stain colors and page 17 for Premier stain upcharge. Footrest: Specify Gold (GAF), Satin Silver (SSF), or Black (BAF).
	1-9	615.00	621.50	629.95	635.15	639.05	642.95	652.05		
	10-49	605.00	611.50	619.95	625.15	629.05	632.95	642.05		
	50-99	600.00	606.50	614.95	620.15	624.05	627.95	637.05		
	100+	597.50	604.00	612.45	617.65	621.55	625.45	634.55		

102-UBP Wood Back with Inner Pad and Upholstered Seat Chair


									Specification	Other
	Quantity	COM/ Gr.4	Gr.5	Gr.6	Gr.7	Gr.8	Gr.9	Gr.10	18-3/4"w x 21-1/2"d x 35-1/2"h COM: .85 Yards Actual Wgt: 17.50 lbs. ea. Shipping Wgt: 27.50 lbs. ea. Freight Class: 175 2 per carton, 12.5 cu. ft. Recycled Content: 17.6%	Contoured Maple ply back with inner pad and upholstered seat. Refer to Finish/Color Selector for stain colors and page 17 for Premier stain upcharge.
	1-23	612.50	621.00	632.05	638.85	643.95	649.05	660.95		
	24-99	602.50	611.00	622.05	628.85	633.95	639.05	650.95		
	100-399	597.50	606.00	617.05	623.85	628.95	634.05	645.95		
	400+	595.00	603.50	614.55	621.35	626.45	631.55	643.45		

102-30-UBP Wood Back with Inner Pad and Upholstered Seat Barstool

									Specification	Other
	Quantity	COM/ Gr.4	Gr.5	Gr.6	Gr.7	Gr.8	Gr.9	Gr.10	19"w x 21"d x 47"h COM: .85 Yards Actual Wgt: 22.2 lbs. ea. Shipping Wgt: 29.95 lbs. ea. Freight Class: 250 2 per carton, 18.25 cu. ft Recycled Content: 21.6%	Contoured Maple ply back with inner pad and upholstered seat. Refer to Finish/Color Selector for stain colors and page 17 for Premier stain upcharge. Footrest: Specify Gold (GAF), Satin Silver (SSF), or Black (BAF).
	1-9	652.50	661.00	672.05	678.85	683.95	689.05	700.95		
	10-49	642.50	651.00	662.05	668.85	673.95	679.05	690.95		
	50-99	637.50	646.00	657.05	663.85	668.95	674.05	685.95		
	100+	635.00	643.50	654.55	661.35	666.45	671.55	683.45		

Standard Features

Standard Powdercoat Colors:
Standard powdercoat finishes.



COMFORTweb® seat provides exceptional comfort for extended seating. A luxurious layer of COMFORTbliss® foam supported by alternating flexible rubberized polypropylene stretchband material delivers responsive, reliable comfort.

Other:

- Premium Metal Base Glides standard.



Options

Optional Finishes:

Finish Options:

Optional Plated Finishes: (50 piece minimum)

Chrome finish, specify C1:
Chairs: add \$90.95.

Barstool: add \$116.40.

Satin Nickel Chrome, specify SNC:

Chairs: add \$113.95.

Barstool: add \$139.40.

Less than minimum:

1-23, add \$15.00 to optional plated price.

24-49, add \$7.50 to optional plated price.

Other

Textile Options:

- For pricing on grades 11-24, refer to the Upholstery Grading Chart on page 18.
- For textile selections, grades 4-10, refer to the Finish/Color Selector.

- COM (Customer's Own Material), refer to page 15.



ProBax® Option

Specify (PRO),
add: \$17.50.
Refer to page 31.


Custom Back Design

Program: Refer to Custom Back Section page 119.




Poize


103 Wood Back Upholstered Seat Chair

									Specification	Other
	Quantity	COM/ Gr.4	Gr.5	Gr.6	Gr.7	Gr.8	Gr.9	Gr.10	18-3/4"w x 21-1/2"d x 35-1/2"h COM: .65 Yards Actual Wgt: 16.2 lbs. ea. Shipping Wgt: 26.20 lbs. ea. Freight Class: 175 2 per carton, 12.5 cu. ft. Recycled Content: 19.01%	Contoured Maple ply back standard. Refer to Finish/Color Selector for stain colors and page 17 for Premier stain upcharge.
	1-23	575.00	581.50	589.95	595.15	599.05	602.95	612.05		
	24-99	565.00	571.50	579.95	585.15	589.05	592.95	602.05		
	100-399	560.00	566.50	574.95	580.15	584.05	587.95	597.05		
	400+	557.50	564.00	572.45	577.65	581.55	585.45	594.55		


103-30 Wood Back Upholstered Seat Barstool

									Specification	Other
	Quantity	COM/ Gr.4	Gr.5	Gr.6	Gr.7	Gr.8	Gr.9	Gr.10	19"w x 21"d x 47"h COM: .65 Yards Actual Wgt: 20.9 lbs. ea. Shipping Wgt: 28.65 lbs. ea. Freight Class: 250 2 per carton, 18.25 cu. ft Recycled Content: 22.94%	Contoured Maple ply back standard. Refer to Finish/Color Selector for stain colors and page 17 for Premier stain upcharge. Footrest: Specify Gold (GAF), Satin Silver (SSF), or Black (BAF).
	1-9	615.00	621.50	629.95	635.15	639.05	642.95	652.05		
	10-49	605.00	611.50	619.95	625.15	629.05	632.95	642.05		
	50-99	600.00	606.50	614.95	620.15	624.05	627.95	637.05		
	100+	597.50	604.00	612.45	617.65	621.55	625.45	634.55		

103-UBP Wood Back with Inner Pad and Upholstered Seat Chair

									Specification	Other
	Quantity	COM/ Gr.4	Gr.5	Gr.6	Gr.7	Gr.8	Gr.9	Gr.10	18-3/4"w x 21-1/2"d x 35-1/2"h COM: .85 Yards Actual Wgt: 17 lbs. ea. Shipping Wgt: 27 lbs. ea. Freight Class: 175 2 per carton, 12.5 cu. ft. Recycled Content: 18.12%	Contoured Maple ply back with inner pad and upholstered seat. Refer to Finish/Color Selector for stain colors and page 17 for Premier stain upcharge.
	1-23	612.50	621.00	632.05	638.85	643.95	649.05	660.95		
	24-99	602.50	611.00	622.05	628.85	633.95	639.05	650.95		
	100-399	597.50	606.00	617.05	623.85	628.95	634.05	645.95		
	400+	595.00	603.50	614.55	621.35	626.45	631.55	643.45		

103-30-UBP Wood Back with Inner Pad and Upholstered Seat Barstool

									Specification	Other
	Quantity	COM/ Gr.4	Gr.5	Gr.6	Gr.7	Gr.8	Gr.9	Gr.10	19"w x 21"d x 47"h COM: .85 Yards Actual Wgt: 21.70 lbs. ea. Shipping Wgt: 29.45 lbs. ea. Freight Class: 250 2 per carton, 18.25 cu. ft Recycled Content: 22.1%	Contoured Maple ply back with inner pad and upholstered seat. Refer to Finish/Color Selector for stain colors and page 17 for Premier stain upcharge. Footrest: Specify Gold (GAF), Satin Silver (SSF), or Black (BAF).
	1-9	652.50	661.00	672.05	678.85	683.95	689.05	700.95		
	10-49	642.50	651.00	662.05	668.85	673.95	679.05	690.95		
	50-99	637.50	646.00	657.05	663.85	668.95	674.05	685.95		
	100+	635.00	643.50	654.55	661.35	666.45	671.55	683.45		

Standard Features

Standard Powdercoat Colors:
Standard powdercoat finishes.



COMFORTweb® seat provides exceptional comfort for extended seating. A luxurious layer of COMFORTbliss® foam supported by alternating flexible rubberized polypropylene stretchband material delivers responsive, reliable comfort.

Other:

- Premium Metal
Base Glides standard.



Options

Finish Options:

Optional Plated Finishes:
(50 piece minimum)

Chrome finish, specify C1:
Chairs: add \$90.95.
Barstool: add \$116.40.

Satin Nickel Chrome, specify SNC:
Chairs: add \$113.95.
Barstool: add \$139.40.

Less than minimum:

1-23, add \$15.00 to optional plated price.
24-49, add \$7.50 to optional plated price.

Other

Textile Options:

- For pricing on grades 11-24, refer to the Upholstery Grading Chart on page 18.
- For textile selections, grades 4-10, refer to the Finish/Color Selector.
- COM (Customer's Own Material), refer to page 15.




ProBax® Option
Specify (PRO),
add: \$17.50.
Refer to page 31.


Custom Back Design


Program: Refer to Custom Back Section page 119.




Strom

990	Wood Back & Wood Seat Chair	Specification	Other
	Quantity 1-23 468.25 24-99 458.25 100-399 453.25 400+ 450.75	18"w x 20"d x 32-1/4"h Actual Wgt: 15.5 lbs. ea. Shipping Wgt: 25.5 lbs. ea. Freight Class: 1.50 2 per carton, 12.5 cu. ft. Recycled Content: 19.87%	Contoured Maple ply back standard. Refer to Finish/Color Selector for stain colors and page 17 for Premier stain upcharge.

990-30	Wood Back & Wood Seat Barstool	Specification	Other
	Quantity 1-9 518.25 10-49 508.25 50-99 503.25 100+ 500.75	18-1/4"w x 21"d x 42-3/4"h Actual Wgt: 20.5 lbs. ea. Shipping Wgt: 28.25 lbs. ea. Freight Class: 250 2 per carton, 18.25 cu. ft. Recycled Content: 23.39%	Contoured Maple ply back standard. Refer to Finish/Color Selector for stain colors and page 17 for Premier stain upcharge. Footrest: Specify Gold (GAF), Satin Silver (SSF), or Black (BAF).

990-UPS	Wood Back & Upholstered Seat Chair	Specification	Other
	Quantity COM/Gr.4 Gr.5 Gr.6 Gr.7 Gr.8 Gr.9 Gr.10 1-23 447.50 454.00 462.45 467.65 469.60 475.45 484.55 24-99 437.50 444.00 452.45 457.65 459.60 465.45 474.55 100-399 432.50 439.00 447.45 452.65 454.60 460.45 469.55 400+ 430.00 436.50 444.95 450.15 452.10 457.95 467.05	18"-1/4"w x 20-1/4"d x 32-1/4"h COM: .65 Yards Actual Wgt: 16 lbs. ea. Shipping Wgt: 26 lbs. ea. Freight Class: 175 2 per carton, 12.5 cu. ft. Recycled Content: 19.25%	Contoured Maple ply back standard. Refer to Finish/Color Selector for stain colors and page 17 for Premier stain upcharge. COMFORTweb® Seat Standard.

990-30-UPS	Wood Back and Upholstered Seat Barstool	Specification	Other
	Quantity COM/Gr.4 Gr.5 Gr.6 Gr.7 Gr.8 Gr.9 Gr.10 1-9 497.50 504.00 512.45 517.65 519.60 525.45 534.55 10-49 487.50 494.00 502.45 507.65 509.60 515.45 524.55 50-99 482.50 489.00 497.45 502.65 504.60 510.45 519.55 100+ 480.00 486.50 494.95 500.15 502.10 507.95 517.05	18-1/4"w x 21-1/4"d x 42-3/4"h COM: .65 Yards Actual Wgt: 20.7 lbs. ea. Shipping Wgt: 28.25 lbs. ea. Freight Class: 250 2 per carton, 18.25 cu. ft. Recycled Content: 23.16%	Contoured Maple ply back standard. Refer to Finish/Color Selector for stain colors and page 17 for Premier stain upcharge.COMFORTweb® Seat Standard. Footrest: Specify Gold (GAF), Satin Silver (SSF), or Black (BAF).

Standard Features

Standard Powdercoat Colors:
Refer to Finish/Color Selector.



COMFORTweb® seat provides exceptional comfort for extended seating. A luxurious layer of COMFORTbliss® foam supported by alternating flex - ble rubberized polypropylene stretchband material delivers responsive, reliable comfort. (990-UPS & 990-30-UPS)

Other:

Non-marring clear butyrate glides.
Front leg glide (flat)
Rear leg glide (rocker)



Options

Optional Finishes:

Finish Options:

Optional Plated Finishes:
(50 piece minimum)
Chrome finish, specify C1:
Chairs: add \$90.95.
Barstool: add \$116.40.

Satin Nickel Chrome, specify SNC:
Chairs: add \$113.95.
Barstool: add \$139.40.

Less than minimum:
1-23, add \$15.00 to optional plated price.
24-49, add \$7.50 to optional plated price.

Other

- Premium Metal Base Glides.
Specify MBG, add: \$5.00.

Textile Options:

- For pricing on grades 11-24, refer to the Upholstery Grading Chart on page 18.
- For textile selections, grades 4-10, refer to the Finish/Color Selector.
- COM (Customer's Own Material), refer to page 15.

Custom Back

Design Program:

Refer to Custom Back Section page 119.




Square Chair® | Designed by Bruce Sienkowski, 2B Studio


Manufactured from light-weight, high-strength, aluminum alloy.

These products are covered by the following Patents
and/or Patent(s) Pending: #D576817


11/1 Square Chair Wood Seat and Back

	Quantity		Specification	Other
			17"w x 20-3/4"d x 33-1/2"h Actual Wgt: 14.25 lbs. ea. Shipping Wgt: 19.00 lbs. Freight Class: 250 2 per carton, 10.00 cu. ft. Recycled Content: 0.00%	Refer to Finish/Color Selector for stain colors and page 17 for Premier stain upcharge.
	1-23	530.00		
	24-99	520.00		
	100+	515.00		


11/1-30 Square Barstool Wood Seat and Back

	Quantity		Specification	Other
			17"w x 20-1/2"d x 43-1/4"h Actual Wgt: 15.75 lbs. ea. Shipping Wgt: 23.50 lbs. Freight Class: 250 2 per carton, 18.25 cu. ft. Recycled Content: 0.00%	Refer to Finish/Color Selector for stain colors and page 17 for Premier stain upcharge. Footrest: Specify Gold (GAF), Satin Silver (SSF), or Black (BAF).
	1-9	580.00		
	10-49	570.00		
	50+	565.00		

11/2 Square Chair Wood Back and Upholstered Seat

	Quantity	COM/ Gr.4	Gr.5	Gr.6	Gr.7	Gr.8	Gr.9	Gr.10	Specification	Other
									17"w x 20-3/4"d x 33-1/2"h COM: .45 Yards Actual Wgt: 13.5 lbs. ea. Shipping Wgt: 18.25 lbs. Freight Class: 250 2 per carton, 10.00 cu. ft. Recycled Content: 18.52%	COMFORTweb® Seat Standard. Refer to Finish/Color Selector for stain colors and page 17 for Premier stain upcharge.
	1-23	482.50	487.00	492.85	496.45	499.15	501.85	508.15		
	24-99	472.50	477.00	482.85	486.45	489.15	491.85	498.15		
	100+	467.50	472.00	477.85	481.45	484.15	486.85	493.15		

11/2-30 Square Barstool Wood Back and Upholstered Seat

	Quantity	COM/ Gr.4	Gr.5	Gr.6	Gr.7	Gr.8	Gr.9	Gr.10	Specification	Other
									17"w x 20-1/2"d x 43-1/4"h COM: .45 Yards Actual Wgt: 15 lbs. ea. Shipping Wgt: 22.75 lbs. ea. Freight Class: 250 2 per carton, 18.25 cu. ft. Recycled Content: 16.67%	COMFORTweb® Seat Standard. Refer to Finish/Color Selector for stain colors and page 17 for Premier stain upcharge. Footrest: Specify Gold (GAF), Satin Silver (SSF), or Black (BAF).
	1-9	532.50	537.00	542.85	546.45	549.15	551.85	558.15		
	10-49	522.50	527.00	532.85	536.45	539.15	541.85	548.15		
	50+	517.50	522.00	527.85	531.45	534.15	536.85	543.15		

Standard Features

Standard Powdercoat Finishes:
Any standard powdercoat finish; no
available in VelveTouch and Dura Clear
Coat. For Brushed Aluminum finishes, see
options below.



COMFORTweb® seat provides
exceptional comfort for extend-
ed seating. A luxurious layer of
COMFORTbliss® foam supported by
alternating flexible rubberized pol -
propylene stretchband material de-
livers responsive, reliable comfort.
Applies to models 11/2 and 11/2-30.

Other:

- Non-marring clear
butyrate glides..



Options

Optional Finishes:

MTS Burgess Brushed Aluminum Finishes:

BMH Mahogany Gloss BNL Natural Gloss
BMM Mahogany Matte BNM Natural Matte
BCH Chestnut
BDW Dark Walnut

Chair: Add \$7.50

Barstool: Add \$12.50

**Custom Back
Design Program:**
Refer to Custom Back
Section page 119.

Textile Options:

- For pricing on grades 11-24, refer
to the Upholstery Grading Chart on
page 18.
- For textile selections, grades 4-10,
refer to the Finish/Color Selector.
- COM (Customer's Own Material),
refer to page 15.

To Order:

All orders must specify:

1. Ship To address.
2. Any critical opening dates.
3. Model number.
4. Frame finish by number and
color name.
5. Upholstery selection by pattern
name, color number and
name.
6. Stain color and number.





Chairaz® | Chairs Nest up to 6 high

Manufactured from light-weight, high-strength, aluminum alloy.

These products are covered by the following Patents
and/or Patent(s) Pending: #D588,826

Designed by Joe Ricchio, Ricchio Designs

12/1 Chairaz Chair		Specification	Other
	Quantity	19-3/4"w x 20-3/4"d x 34-1/2"h Actual Wgt: 10.0 lbs. ea. Shipping Wgt: 12 lbs. ea. Freight Class: 250 4 per carton, 12.25 cu. ft. Recycled Content: 0.00%	Eight standard Seat/Back colors listed below.
	1-23 476.75		
	24-99 466.75		
	100+ 461.75		

12/1-30 Chairaz Barstool		Specification	Other
	Quantity	19-3/4"w x 21-1/4"d x 42"h Actual Wgt: 13.0 lbs. ea. Shipping Wgt: 20.5 lbs. ea. Freight Class: 250 1 per carton, 12.0 cu. ft. Recycled Content: 0.00%	Eight standard Seat/Back colors listed below. Footrest: Specify Gold (GAF), Satin Silver (SSF), or Black (BAF).
	1-9 526.75		
	10-49 516.75		
	50+ 511.75		

Standard Features

Standard Powdercoat Finishes

Any standard powdercoat finish; no available in VelveTouch and Dura Clear Coat. For Brushed Aluminum finishes, see options below.

Other:

- Non-marring, clear butyrate glides.

High Density Polyethylene Seat & Back Colors:

MP1	Star White	MP7	Orange
MP2	Anthracite	MP8	Yellow
MP4	Jester Red	MP9	Grey
MP5	Federal Blue		
MP6	Lime Green		



Options

Optional Finishes:

MTS Burgess Brushed Aluminum Finishes:

BMH Mahogany Gloss	BNL Natural Gloss
BMM Mahogany Matte	BNM Natural Matte
BCH Chestnut	
BDW Dark Walnut	

Chair: Add \$7.50

Barstool: Add \$12.50

Other:

- Premium Metal Base Glides, add: \$7.50.

Optional Custom Seat & Back Colors

Quantity 50-99, add: \$75.00
Quantity 100-199, add: \$50.00
Quantity 200+, add: \$25.00
Must specify Pantone number.

To Order:

All orders must specify:


1. Ship To address.
2. Any critical opening dates.
3. Model number.
4. Frame finish by number and color name.




Toledo™ Chair | Chairs Nest up to 6 high

These products are covered by the following Patents
and/or Patent(s) Pending: #D502,331


187 Metal Back with Upholstered Seat Chair

	Specification								Other
	Quantity	COM/ Gr.4	Gr.5	Gr.6	Gr.7	Gr.8	Gr.9	Gr.10	
	1-23	297.50	302.00	307.85	311.45	314.15	316.85	323.15	Nests up to 6 high.
	24-99	287.50	292.00	297.85	301.45	304.15	306.85	313.15	
	100-399	282.50	287.00	292.85	296.45	299.15	301.85	308.15	
	400+	280.00	284.50	290.35	293.95	296.65	299.35	305.65	


187-30 Metal Back with Upholstered Seat Barstool

	Specification								Other
	Quantity	COM/ Gr.4	Gr.5	Gr.6	Gr.7	Gr.8	Gr.9	Gr.10	
	1-9	347.50	352.00	357.85	361.45	364.15	366.85	373.15	Footrest: Specify Gold (GAF), Satin Silver (SSF), or Black (BAF).
	10-49	337.50	342.00	347.85	351.45	354.15	356.85	363.15	
	50-99	332.50	337.00	342.85	346.45	349.15	351.85	358.15	
	100+	330.00	334.50	340.35	343.95	346.65	349.35	355.65	

187-WS Metal Back with Wood Seat Chair

	Quantity		18-1/4" w x 20" d x 31-3/4" h Actual Wgt: 11.75 lbs. Shipping Wgt: 15 lbs. ea. Freight Class: 175 4 per carton, 12.25 cu. ft. Recycled Content: 26.51%	Nests up to 6 high. Maple seat standard. Refer to Finish/Color Selector for stain colors and page 17 for Premier stain upcharge.
	1-23	343.50		
	24-99	333.50		
	100-399	328.50		
	400+	326.00		

187-30-WS Metal Back with Wood Seat Barstool

	Quantity		19-1/4" w x 20-1/2" d x 42-1/2" h Actual Wgt: 15.0 lbs. Shipping Wgt: 22.75 lbs. ea. Freight Class: 250 2 per carton, 18.25 cu. ft. Recycled Content: 29.40%		Maple seat standard. Refer to Finish/Color Selector for stain colors and page 17 for Premier stain upcharge. Footrest: Specify Gold (GAF), Satin Silver (SSF), or Black (BAF).
	1-9	393.50			
	10-49	383.50			
	50-99	378.50			
	100+	376.00			

Standard Features

Standard Powdercoat Colors:

Refer to Finish/Color Selector.
VelveTouch not available.

Other:

- Non-marring clear butyrate glides.



Options

Finish Options:

Optional Plated Finishes: (50 piece minimum)

Chrome finish, specify C1:
Chairs: add \$60.00.
Barstool: add \$110.00.

Satin Nickel Chrome, specify SNC:
Chairs: add \$86.25.
Barstool: add \$120.00

Less than minimum:

1-23, add \$15.00 to optional plated price.
24-49, add \$7.50 to optional plated price.

Other Options:

- Premium Metal Base Glides, add: \$5.00.

Textile Options:

- For pricing on grades 11-24, refer to the Upholstery Grading Chart on page 18.
- For textile selections, grades 4-10, refer to the Finish/Color Selector.
- COM (Customer's Own Material), refer to page 15.

Custom Back Design

Program: Refer to Custom Back
Section page 119.

To Order:

All orders must specify:


1. Ship To address.
2. Any critical opening dates.
3. Model number.
4. Frame finish by number and color name.
5. Upholstery selection by pattern name, color number and name.
6. Quantity.




Toledo™ Chair | Chairs Nest up to 6 high

These products are covered by the following Patents
and/or Patent(s) Pending: #D502,331


189 Wood Back and Wood Seat Chair

	Quantity		Specification	Other
			18-1/4"w x 20"d x 31-3/4"h Actual Wgt: 10.5 lbs. ea. Shipping Wgt: 13.25 lbs. ea. Freight Class: 175 4 per carton, 12.25 cu. ft. Recycled Content: 23.00%	Nests up to 6 high. Maple seat and back standard. Refer to Finish/Color Selector for stain colors and page 17 for Premier stain upcharge.
	1-23	392.25		
	24-99	382.25		
	100-399	377.25		
	400+	374.75		


189-30 Wood Back and Wood Seat Barstool

	Quantity		Specification	Other
			19-1/4"w x 20-1/2"d x 42-1/2"h Actual Wgt: 13.75 lbs. ea. Shipping Wgt: 21.50 lbs. ea. Freight Class: 250 2 per carton, 18.25 cu. ft. Recycled Content: 26.98%	Maple seat and back standard. Refer to Finish/Color Selector for stain colors and page 17 for Premier stain upcharge. Gold anodized footrest cover standard. Footrest: Specify Gold (GAF), Satin Silver (SSF), or Black (BAF).
	1-9	442.25		
	10-49	432.25		
	50-99	427.25		
	100+	424.75		

189-UPS Upholstered Seat with Wood Back Chair

	Quantity		COM/ Gr.4	Gr.5	Gr.6	Gr.7	Gr.8	Gr.9	Gr.10	Specification	Other
										18-1/4"w x 20"d x 31-3/4"h COM: .45 Yards Actual Wgt: 11.5 lbs. ea. Shipping Wgt: 13.5 lbs. ea. Freight Class: 175 4 per carton, 12.25 cu. ft. Recycled Content: 20.70%	Nests up to 6 high. Maple back standard. Refer to Finish/Color Selector for stain colors and page 17 for Premier stain upcharge.
	1-23	302.50	307.00	312.85	316.45	319.15	321.85	328.15			
	24-99	292.50	297.00	302.85	306.45	309.15	311.85	318.15			
	100-399	287.50	292.00	297.85	301.45	304.15	306.85	313.15			
	400+	285.00	289.50	295.35	298.95	301.65	304.35	310.65			

189-30-UPS Upholstered Seat with Wood Back Barstool

	Quantity		COM/ Gr.4	Gr.5	Gr.6	Gr.7	Gr.8	Gr.9	Gr.10	Specification	Other
										19-1/4"w x 20-1/2"d x 42-1/4"h COM: .45 Yards Actual Wgt: 14.75 lbs. ea. Shipping Wgt: 22.50 lbs. ea. Freight Class: 250 2 per carton, 18.25 cu. ft. Recycled Content: 25.15%	Maple back standard. Refer to Finish/Color Selector for stain colors and page 17 for Premier stain upcharge. Footrest: Specify Gold (GAF), Satin Silver (SSF), or Black (BAF).
	1-9	352.50	357.00	362.85	366.45	369.15	371.85	378.15			
	10-49	342.50	347.00	352.85	356.45	359.15	361.85	368.15			
	50-99	337.50	342.00	347.85	351.45	354.15	356.85	363.15			
	100+	335.00	339.50	345.35	348.95	351.65	354.35	360.65			

Standard Features

Standard Powdercoat Colors:

Refer to Finish/Color Selector. VelveTouch not available.

Other:

- Non-marring clear butyrate glides.



Options

Finish Options:

Optional Plated Finishes: (50 piece minimum)

Chrome finish, specify C1:
Chairs: add \$60.00.
Barstool: add \$110.00.

Satin Nickel Chrome, specify SNC:
Chairs: add \$86.25.
Barstool: add \$120.00.

Less than minimum:

1-23, add \$15.00 to optional plated price.
24-49, add \$7.50 to optional plated price.

Other Options:

- Premium Metal Base Glides, add: \$5.00.

Textile Options:

- For pricing on grades 11-24, refer to the Upholstery Grading Chart on page 18.
- For textile selections, grades 4-10, refer to the Finish/Color Selector.
- COM (Customer's Own Material), refer to page 15.

Custom Back Design

Program: Refer to Custom Back
Section page 119.

To Order:

All orders must specify:


1. Ship To address.
2. Any critical opening dates.
3. Model number.
4. Frame finish by number and color name.
5. Wood stain finish and/or upholstery selection by pattern name, color number and name.
6. Quantity.




Cafe Twist® | Chairs Nest up to 6 high By European Designer Kerstin Bartlmae

These products are covered by the following Patents
and/or Patent(s) Pending: #D429,911


193 Metal Back and Upholstered Seat

	Quantity								Specification	Other
	COM/ Gr.4	Gr.5	Gr.6	Gr.7	Gr.8	Gr.9	Gr.10			
1-23	260.00	264.50	270.35	273.95	276.65	279.35	285.65		17"w x 19"d x 31"h COM .45 Yards Actual Wgt: 14.0 lbs. ea. Shipping Wgt: 16 lbs. ea. Freight Class: 175 4 per carton, 12.0 cu. ft. Recycled Content: 25.50%	Contoured metal back and upholstered seat. Chairs nest 6 high.
24-99	250.00	254.50	260.35	263.95	266.65	269.35	275.65			
100-399	245.00	249.50	255.35	258.95	261.65	264.35	270.65			
400+	242.50	247.00	252.85	256.45	259.15	261.85	268.15			


193-WS Metal Back and Wood Seat

	Quantity								Specification	Other
1-23	312.75								17"w x 19"d x 31"h Actual Wgt: 14.25 lbs. ea. Shipping Wgt: 16 lbs. ea. Freight Class: 175 4 per carton, 12.0 cu. ft. Recycled Content: 25.05%	Contoured metal back and Maple ply wood seat, specify stain finish. Refer to Finish Color Selector. Tapered rear and front legs. Chairs nest 6 high.
24-99	302.75									
100-399	297.75									
400+	295.25									

193-30 Metal Back and Upholstered Seat Barstool

	Quantity								Specification	Other
	COM/ Gr.4	Gr.5	Gr.6	Gr.7	Gr.8	Gr.9	Gr.10			
1-9	310.00	314.50	320.35	323.95	326.65	329.35	335.65		19-1/2"w x 19"d x 42-3/4"h COM .45 Yards Actual Wgt: 18.0 lbs. ea. Shipping Wgt: 25.75 lbs. ea. Freight Class: 250 2 per carton, 18.25 cu. ft. Recycled Content: 27.03%	Contoured metal back and Tapered rear and front legs. See textile options for seat. Footrest: Specify Gold (GAF), Satin Silver (SSF), or Black (BAF).
10-49	300.00	304.50	310.35	313.95	316.65	319.35	325.65			
50-99	295.00	299.50	305.35	308.95	311.65	314.35	320.65			
100+	292.50	297.00	302.85	306.45	309.15	311.85	318.15			

193-30-WS Metal Back and Wood Seat Barstool

	Quantity								Specification	Other
1-9	362.75								19-1/2"w x 19"d x 42-3/4"h Actual Wgt: 18.0 lbs. ea. Shipping Wgt: 25 lbs. ea. Freight Class: 250 2 per carton, 18.25 cu. ft. Recycled Content: 27.03%	Contoured metal back and Maple ply wood seat, specify stain finish. Refer to Finish Color Selector. Tapered rear and front legs. Footrest: Specify Gold (GAF), Satin Silver (SSF), or Black (BAF).
10-49	352.75									
50-99	347.75									
100+	345.25									

Standard Features

Standard Powdercoat Colors:

Refer to Finish/Color Selector.
VelveTouch not available.

Other:

- Clear butyrate glides.



Nests seat on
seat 6+ high.

Options

Finish Options:

Optional Plated Finishes:

(50 piece minimum)

Chrome finish, specify C1:

Chairs: add \$60.00.

Barstool: add \$110.00.

Satin Nickel Chrome, specify SNC:

Chairs: add \$86.25.

Barstool: add \$120.00.

Less than minimum:

1-23, add \$15.00 to optional plated price.

24-49, add \$7.50 to optional plated price.

Other Options:

- Premium Metal Base Glide: add \$5.00.

Textile Options:

- For pricing on grades 11-24, refer to the Upholstery Grading Chart on page 18.
- For textile selections, grades 4-10, refer to the Finish/Color Selector.
- COM (Customer's Own Material), refer to page 15.

To Order:

All orders must specify:

1. Ship To address.
2. Any critical arrival/opening dates.
3. Model number.
4. Frame finish by number and color name.
5. Stain and/or upholstery selection by pattern name, color number and name.
6. Quantity.

Custom Back Design


Program: Refer to Custom Back Section page 119.




Cafe Twist® | Chairs Nest up to 6 high By European Designer Kerstin Bartlmae

These products are covered by the following Patents
and/or Patent(s) Pending: #D429,911


194 Wood Back and Wood Seat

	Quantity		Specification		Other	
	1-23	395.00	17"w x 19"d x 31"h Actual Wgt: 13.25 Shipping Wgt: 14 lbs. ea. Freight Class: 17 4 per carton, 12.0 cu. ft. Recycled Content: 18.23%		Contoured Maple ply wood back and seat. Tapered rear and front legs. Refer to Finish/Color Selector for stain colors and page 17 for Premier stain upcharge. Chairs nest 6 high.	
	24-99	385.00				
	100-399	380.00				
	400+	377.50				


194-UPS Wood Back and Upholstered Seat

	Quantity		COM/ Gr.4	Gr.5	Gr.6	Gr.7	Gr.8	Gr.9	Gr.10	Specification		Other	
	1-23	297.25	301.75	307.60	311.20	313.90	316.60	322.90		17"w x 19"d x 31"h COM .45 Yards Actual Wgt: 13.0 lbs. ea. Shipping Wgt: 16 lbs. ea. Freight Class: 175 4 per carton, 12.0 cu. ft. Recycled Content: 18.58%		Contoured Maple ply back and upholstered seat. Tapered rear and front legs. Refer to Finish/Color Selector for stain colors and page 17 for Premier stain upcharge. Chairs nest 6 high.	
	24-99	287.25	291.75	297.60	301.20	303.90	306.60	312.90					
	100-399	282.25	286.75	292.60	296.20	298.90	301.60	307.90					
	400+	279.75	284.25	290.10	293.70	296.40	299.10	305.40					

194-30 Wood Back and Wood Seat Barstool

	Quantity		Specification		Other	
	1-9	445.00	19-1/2"w x 19"d x 42-3/4"h Actual Wgt: 17.25 lbs. ea. Shipping Wgt: 25.00 lbs. ea. Freight Class: 250 2 per carton, 18.25 cu. ft. Recycled Content: 25.16%		Contoured Maple ply wood back and seat. Tapered rear and front legs. Refer to Finish/Color Selector for stain colors and page 17 for Premier stain upcharge. Footrest: Specify Gold (GAF), Satin Silver (SSF), or Black (BAF).	
	10-49	435.00				
	50-99	430.00				
	100+	427.50				

194-30-UPS Wood Back and Upholstered Seat

	Quantity		COM/ Gr.4	Gr.5	Gr.6	Gr.7	Gr.8	Gr.9	Gr.10	Specification		Other	
	1-9	347.25	351.75	357.60	361.20	363.90	366.60	372.90		19.5"w x 19"d x 42-3/4"h COM .45 Yards Actual Wgt: 17.25 lbs. ea. Shipping Wgt: 25 lbs. ea. Freight Class: 250 1 per carton, 18.25 cu. ft. Recycled Content: 25.53%		Contoured Maple ply back and upholstered seat. Tapered rear and front legs. Refer to Finish/Color Selector for stain colors and page 17 for Premier stain upcharge. Footrest: Specify Gold (GAF), Satin Silver (SSF), or Black (BAF).	
	10-49	337.25	341.75	347.60	351.20	353.90	356.60	362.90					
	50-99	332.25	336.75	342.60	346.20	348.90	351.60	357.90					
	100+	329.75	334.25	340.10	343.70	346.40	349.10	355.40					

Standard Features

Standard Powdercoat Colors:

Refer to Finish/Color Selector.
VelveTouch not available.

Other:

- Clear butyrate glides.



Nests seat on
seat 6+ high.

Options

Finish Options:

Optional Plated Finishes: (50 piece minimum)

Chrome finish, specify C1:
Chairs: add \$60.00.
Barstool: add \$110.00.

Satin Nickel Chrome, specify SNC:
Chairs: add \$86.25.
Barstool: add \$120.00.

Less than minimum:

1-23, add \$15.00 to optional plated price.
24-49, add \$7.50 to optional plated price.

Other Options:

- Premium Metal Base Glide: add \$5.00.

Textile Options:

- For pricing on grades 11-24, refer to the Upholstery Grading Chart on page 18.
- For textile selections, grades 4-10, refer to the Finish/Color Selector.
- COM (Customer's Own Material), refer to page 15.

To Order:

All orders must specify:

1. Ship To address.
2. Any critical arrival/opening dates.
3. Model number.
4. Frame finish by number and color name.
5. Stain and/or upholstery selection by pattern name, color number and name.
6. Quantity.

Custom Back Design


Program: Refer to Custom Back Section page 119.




Cafe Twist® | Chairs Nest up to 6 high By European Designer Kerstin Bartlmae

These products are covered by the following Patents
and/or Patent(s) Pending: #D429,911


195 Wood Back and Wood Seat

	Quantity		Specification	Other
			17"w x 20"d x 32"h Actual Wgt: 13.5 lbs. ea. Shipping Wgt: 16 lbs. ea. Freight Class: 175 4 per carton, 12.0 cu. ft. Recycled Content: 17.89%	Contoured Maple ply wood back and seat. Tapered rear and front legs. Refer to Finish/Color Selector for stain colors and page 17 for Premier stain upcharge. Chairs nest 6 high.
	1-23	390.00		
	24-99	380.00		
	100-399	375.00		
	400+	372.50		


195-UPS Wood Back and Upholstered Seat

	Quantity	COM/ Gr.4	Gr.5	Gr.6	Gr.7	Gr.8	Gr.9	Gr.10	Specification	Other
									17"w x 19-3/4"d x 32"h COM .45 Yards Actual Wgt: 13.25 lbs. ea. Shipping Wgt: 16 lbs. ea. Freight Class: 175 4 per carton, 12.0 cu. ft. Recycled Content: 18.23%	Contoured Maple ply wood back and upholstered seat. Tapered rear and front legs. Refer to Finish/Color Selector for stain colors and page 17 for Premier stain upcharge. Chairs nest 6 high.
	1-23	297.25	301.75	307.60	311.20	313.90	316.60	322.90		
	24-99	287.25	291.75	297.60	301.20	303.90	306.60	312.90		
	100-399	282.25	286.75	292.60	296.20	298.90	301.60	307.90		
	400+	279.75	284.25	290.10	293.70	296.40	299.10	305.40		

195-30 Wood Back and Wood Seat Barstool

	Quantity		Specification	Other
			19-1/2"w x 19 1/2"d x 43-3/4"h Actual Wgt: 17.5 lbs. ea. Shipping Wgt: 25.25 lbs. ea. Freight Class: 250 2 per carton, 18.25 cu. ft. Recycled Content: 24.80%	Contoured Maple ply wood back and seat. Tapered rear and front legs. Refer to Finish/Color Selector for stain colors and page 17 for Premier stain upcharge. Footrest: Specify Gold (GAF), Satin Silver (SSF), or Black (BAF).
	1-9	440.00		
	10-49	430.00		
	50-99	425.00		
	100+	422.50		

195-30-UPS Wood Back and Upholstered Seat

	Quantity	COM/ Gr.4	Gr.5	Gr.6	Gr.7	Gr.8	Gr.9	Gr.10	Specification	Other
									19.5"w x 19"d x 43-3/4"h COM .45 Yards Actual Wgt: 17.25 lbs. ea. Shipping Wgt: 25 lbs. ea. Freight Class: 250 1 per carton, 18.25 cu. ft. Recycled Content: 25.16%	Contoured Maple ply back and upholstered seat. Tapered rear and front legs. Refer to Finish/Color Selector for stain colors and page 17 for Premier stain upcharge. Footrest: Specify Gold (GAF), Satin Silver (SSF), or Black (BAF).
	1-9	347.25	351.75	357.60	361.20	363.90	366.60	372.90		
	10-49	337.25	341.75	347.60	351.20	353.90	356.60	362.90		
	50-99	332.25	336.75	342.60	346.20	348.90	351.60	357.90		
	100+	329.75	334.25	340.10	343.70	346.40	349.10	355.40		

Standard Features

Standard Powdercoat Colors:

Refer to Finish/Color Selector.
VelveTouch not available.

Other:

- Clear butyrate glides.



Nests seat on
seat 6+ high.

Options

Finish Options:

Optional Plated Finishes: (50 piece minimum)

Chrome finish, specify C1:
Chairs: add \$60.00.
Barstool: add \$110.00.

Satin Nickel Chrome, specify SNC:
Chairs: add \$86.25.
Barstool: add \$120.00.

Less than minimum:

1-23, add \$15.00 to optional plated price.
24-49, add \$7.50 to optional plated price.

Other Options:

- Premium Metal Base Glide: add \$5.00.

Textile Options:

- For pricing on grades 11-24, refer to the Upholstery Grading Chart on page 18.
- For textile selections, grades 4-10, refer to the Finish/Color Selector.
- COM (Customer's Own Material), refer to page 15.

To Order:

All orders must specify:

1. Ship To address.
2. Any critical arrival/opening dates.
3. Model number.
4. Frame finish by number and color name.
5. Stain and/or upholstery selection by pattern name, color number and name.
6. Quantity.

Custom Back Design


Program: Refer to Custom Back Section page 119.




Cafe Twist® | Chairs Nest up to 6 high By European Designer Kerstin Bartlmae

These products are covered by the following Patents
and/or Patent(s) Pending: #D429,911


196 Wood Back and Wood Seat

	Quantity		Specification	Other
			17"w x 19-3/4"d x 32"h Actual Wgt: 13.5 lbs. ea. Shipping Wgt: 16 lbs. ea. Freight Class: 175 4 per carton, 12.0 cu. ft. Recycled Content: 17.89%	Contoured Maple ply wood back and seat. Tapered rear and front legs. Refer to Finish/Color Selector for stain colors and page 17 for Premier stain upcharge. Chairs nest 6 high.
	1-23	395.00		
	24-99	385.00		
	100-399	380.00		
	400+	377.50		


196-UPS Wood Back and Upholstered Seat

	Quantity	COM/ Gr.4	Gr.5	Gr.6	Gr.7	Gr.8	Gr.9	Gr.10	Specification	Other
									17"w x 19-3/4"d x 32"h COM .45 Yards Actual Wgt: 13.25 lbs. ea. Shipping Wgt: 16 lbs. ea. Freight Class: 175 4 per carton, 12.0 cu. ft. Recycled Content: 18.23%	Contoured Maple ply wood back and upholstered seat. Refer to Finish/Color Selector for stain colors and page 17 for Premier stain upcharge. Tapered rear and front legs. Chairs nest 6 high.
	1-23	297.25	301.75	307.60	311.20	313.90	316.60	322.90		
	24-99	287.25	291.75	297.60	301.20	303.90	306.60	312.90		
	100-399	282.25	286.75	292.60	296.20	298.90	301.60	307.90		
	400+	279.75	284.25	290.10	293.70	296.40	299.10	305.40		

196-30 Wood Back and Wood Seat Barstool

	Quantity		Specification	Other
			19-1/2"w x 19-1/2"d x 43-3/4"h Actual Wgt: 17.5 lbs. ea. Shipping Wgt: 25.25 lbs. ea. Freight Class: 250 2 per carton, 18.25 cu. ft. Recycled Content: 24.80%	Contoured Maple ply wood back and seat. Tapered rear and front legs. Refer to Finish/Color Selector for stain colors and page 17 for Premier stain upcharge. Footrest: Specify Gold (GAF), Satin Silver (SSF), or Black (BAF).
	1-9	445.00		
	10-49	435.00		
	50-99	430.00		
	100+	427.50		

196-30-UPS Wood Back and Upholstered Seat

	Quantity	COM/ Gr.4	Gr.5	Gr.6	Gr.7	Gr.8	Gr.9	Gr.10	Specification	Other
									19.5"w x 19-1/2"d x 43-3/4"h COM .45 Yards Actual Wgt: 17.25 lbs. ea. Shipping Wgt: 25 lbs. ea. Freight Class: 250 1 per carton, 18.25 cu. ft. Recycled Content: 24.80%	Contoured Maple ply back and upholstered seat. Tapered rear and front legs. Refer to Finish/Color Selector for stain colors and page 17 for Premier stain upcharge. Footrest: Specify Gold (GAF), Satin Silver (SSF), or Black (BAF).
	1-9	347.25	351.75	357.60	361.20	363.90	366.60	372.90		
	10-49	337.25	341.75	347.60	351.20	353.90	356.60	362.90		
	50-99	332.25	336.75	342.60	346.20	348.90	351.60	357.90		
	100+	329.75	334.25	340.10	343.70	346.40	349.10	355.40		

Standard Features

Standard Powdercoat Colors:

Refer to Finish/Color Selector.
Velvetouch not available.

Other:

- Clear butyrate glides.



Nests seat on
seat 6+ high.

Options

Finish Options:

Optional Plated Finishes:

(50 piece minimum)

Chrome finish, specify C1:

Chairs: add \$60.00.

Barstool: add \$110.00.

Satin Nickel Chrome, specify SNC:

Chairs: add \$86.25.

Barstool: add \$120.00.

Less than minimum:

1-23, add \$15.00 to optional plated price.

24-49, add \$7.50 to optional plated price.

Other Options:

- Premium Metal Base Glide: add \$5.00.

Textile Options:

- For pricing on grades 11-24, refer to the Upholstery Grading Chart on page 18.
- For textile selections, grades 4-10, refer to the Finish/Color Selector.
- COM (Customer's Own Material), refer to page 15.

To Order:

All orders must specify:

1. Ship To address.
2. Any critical arrival/opening dates.
3. Model number.
4. Frame finish by number and color name.
5. Stain and/or upholstery selection by pattern name, color number and name.
6. Quantity.

Custom Back Design


Program: Refer to Custom Back Section page 119.




Cafe Flex® | Chairs Nest up to 4 high
By European Designer Kerstin Bartlmae

These products are covered by the following Patents
and/or Patent(s) Pending: #D544,228


293 Bowtie Wood Back & Wood Seat Chair

	Quantity		Specification	Other
	1-23	445.75	16-1/2"w x 22"d x 32-1/2"h Actual Wgt: 14.75 lbs. ea. Shipping Wgt: 16.75 lbs. ea. Freight Class: 175 4 per carton, 12.25 cu. ft. Recycled Content: 24.44%	Contoured Maple ply wood back and seat. Refer to Finish/Color Selector for stain colors and page 17 for Premier stain upcharge.
	24-99	435.75		
	100-399	430.75		
	400+	428.25		


293-30 Bowtie Wood Back & Wood Seat Barstool

	Quantity		Specification	Other
	1-9	495.75	16-1/2"w x 22"d x 45-1/2"h Actual Wgt: 18.0 lbs. ea. Shipping Wgt: 25.75 lbs. ea. Freight Class: 250 2 per carton, 18.25 cu. ft. Recycled Content: 26.25%	Contoured Maple ply wood back and seat. Refer to Finish/Color Selector for stain colors and page 17 for Premier stain upcharge. Footrest: Specify Gold (GAF), Satin Silver (SSF), or Black (BAF).
	10-49	485.75		
	50-99	480.75		
	100+	478.25		

293-UPS Bowtie Wood Back & Upholstered Seat Chair

	Quantity	COM/ Gr.4	Gr.5	Gr.6	Gr.7	Gr.8	Gr.9	Gr.10	Specification	Other
	1-23	343.50	348.00	353.85	357.45	360.15	362.85	369.15	16-1/2"w x 22"d x 32-1/2"h COM: .45 Yards Actual Wgt: 15.25 lbs. ea. Shipping Wgt: 16.75 lbs. ea. Freight Class: 175 4 per carton, 12.25 cu. ft. Recycled Content: 23.64%	Contoured Maple ply wood back and upholstered seat. Refer to Finish/Color Selector for stain colors and page 17 for Premier stain upcharge.
	24-99	333.50	338.00	343.85	347.45	350.15	352.85	359.15		
	100-399	328.50	333.00	338.85	342.45	345.15	347.85	354.15		
	400+	326.00	330.50	336.35	339.95	342.65	345.35	351.65		

293-30-UPS Bowtie Wood Back & Upholstered Seat Barstool

	Quantity	COM/ Gr.4	Gr.5	Gr.6	Gr.7	Gr.8	Gr.9	Gr.10	Specification	Other
	1-9	393.50	398.00	403.85	407.45	410.15	412.85	419.15	16-1/2"w x 22"d x 45-1/2"h COM: .45 Yards Actual Wgt: 18.5 lbs. ea. Shipping Wgt: 26.25 lbs. ea. Freight Class: 250 2 per carton, 18.25 cu. ft. Recycled Content: 25.54%	Contoured Maple ply wood back and upholstered seat. Refer to Finish/Color Selector for stain colors and page 17 for Premier stain upcharge. Footrest: Specify Gold (GAF), Satin Silver (SSF), or Black (BAF).
	10-49	383.50	388.00	393.85	397.45	400.15	402.85	409.15		
	50-99	378.50	383.00	388.85	392.45	395.15	397.85	404.15		
	100+	376.00	380.50	386.35	389.95	392.65	395.35	401.65		

Standard Features

Standard Powdercoat Colors:

Refer to Finish/Color Selector.
VelveTouch not available.

Other:

- Clear butyrate glides.



Options

Finish Options:

Optional Plated Finishes:
(50 piece minimum)

Chrome, specify C1,
Chairs, add: \$60.00.
Barstools, add: \$110.00.

Satin Nickel Chrome, specify SNC,
Chairs, add: \$92.00.
Barstools, add: \$126.50.

Less than minimum:

1-23: add \$15.00 to Optional Plated Price.
24-49: add \$7.50 to Optional Plated Price.

Other Options:

- Premium Metal Base Glide:
add \$5.00.

Textile Options:

- For pricing on grades 11-24,
refer to the Upholstery Grading
Chart on page 18.
- For textile selections, grades
4-10, refer to the Finish/Color
Selector.
- COM (Customer's Own
Material), refer to page 15.

To Order:

All orders must specify:

1. Ship To address.
2. Any critical arrival/opening
dates.
3. Model number.
4. Frame finish by number and
color name.
5. Stain and/or upholstery
selection by pattern name, color
number and name.
6. Quantity.

Custom Back Design

Program: Refer to Custom
Back Section page 119.




- Nests seat on seat
4+ high
- Tapered front
and rear legs
- Flexible Spring Back




Cafe Flex® | Chairs Nest up to 4 high By European Designer Kerstin Bartlmae

These products are covered by the following Patents
and/or Patent(s) Pending: #D544,229


295 Oval Wood Back & Wood Seat Chair

	Quantity		Specification	Other
			16-1/2"w x 22"d x 35"h Actual Wgt: 15.0 lbs. ea. Shipping Wgt: 16.75 lbs. ea. Freight Class: 175 4 per carton, 12.25 cu. ft. Recycled Content: 21.52%	Contoured Maple ply wood back and seat. Refer to Finish/Color Selector for stain colors and page 17 for Premier stain upcharge.
	1-23	445.75		
	24-99	435.75		
	100-399	430.75		
	400+	428.25		


295-30 Oval Wood Back & Wood Seat Barstool

	Quantity		Specification	Other
			16-1/2"w x 22"d x 48"h Actual Wgt: 18.25 lbs. ea. Shipping Wgt: 26 lbs. ea. Freight Class: 250 2 per carton, 18.25 cu. ft. Recycled Content: 25.89%	Refer to Finish/Color Selector for stain colors and page 17 for Premier stain upcharge. Footrest: Specify Gold (GAF), Satin Silver (SSF), or Black (BAF).
	1-9	495.75		
	10-49	485.75		
	50-99	480.75		
	100+	478.25		

295-UPS Oval Wood Back & Upholstered Seat Chair

	Quantity	COM/ Gr.4	Gr.5	Gr.6	Gr.7	Gr.8	Gr.9	Gr.10	Specification	Other
									16-1/2"w x 22"d x 35"h COM: .45 Yards Actual Wgt: 15.5 lbs. ea. Shipping Wgt: 16.75 lbs. ea. Freight Class: 175 4 per carton, 12.25 cu. ft. Recycled Content: 23.26%	Contoured Maple ply wood back and upholstered seat. Refer to Finish/Color Selector for stain colors and page 17 for Premier stain upcharge.
	1-23	343.50	348.00	353.85	357.45	360.15	362.85	369.15		
	24-99	333.50	338.00	343.85	347.45	350.15	352.85	359.15		
	100-399	328.50	333.00	338.85	342.45	345.15	347.85	354.15		
	400+	326.00	330.50	336.35	339.95	342.65	345.35	351.65		

295-30-UPS Oval Wood Back & Upholstered Seat Barstool

	Quantity	COM/ Gr.4	Gr.5	Gr.6	Gr.7	Gr.8	Gr.9	Gr.10	Specification	Other
									16-1/2"w x 22"d x 48"h COM: .45 Yards Actual Wgt: 18.75 lbs. ea. Shipping Wgt: 26.50 lbs. ea. Freight Class: 250 2 per carton, 18.25 cu. ft. Recycled Content: 25.20%	Contoured Maple ply wood back and upholstered seat. Refer to Finish/Color Selector for stain colors and page 17 for Premier stain upcharge. Footrest: Specify Gold (GAF), Satin Silver (SSF), or Black (BAF).
	1-9	393.50	398.00	403.85	407.45	410.15	412.85	419.15		
	10-49	383.50	388.00	393.85	397.45	400.15	402.85	409.15		
	50-99	378.50	383.00	388.85	392.45	395.15	397.85	404.15		
	100+	376.00	380.50	386.35	389.95	392.65	395.35	401.65		

Standard Features

Standard Powdercoat Colors:

Refer to Finish/Color Selector.
VelveTouch not available.

Other:

- Clear butyrate glides.



Options

Finish Options:

Optional Plated Finishes: (50 piece minimum)

Chrome, specify C1,
Chairs, add: \$60.00.
Barstools, add: \$110.00.

Satin Nickel Chrome, specify SNC,
Chairs, add: \$92.00.
Barstools, add: \$126.50.

Less than minimum:

1-23: add \$15.00 to Optional Plated Price.
24-49: add \$7.50 to Optional Plated Price.

Other Options:

- Premium Metal Base Glide: add \$5.00.

Textile Options:

- For pricing on grades 11-24, refer to the Upholstery Grading Chart on page 18.
- For textile selections, grades 4-10, refer to the Finish/Color Selector.
- COM (Customer's Own Material), refer to page 15.

To Order:

All orders must specify:

1. Ship To address.
2. Any critical arrival/opening dates.
3. Model number.
4. Frame finish by number and color name.
5. Stain and/or upholstery selection by pattern name, color number and name.
6. Quantity.

Custom Back Design

Program: Refer to Custom Back Section page 119.



- Nests seat on seat 4+ high
- Tapered front and rear legs
- Flexible Spring Back



800 Series

These products are covered by the following Patents
and/or Patent(s) Pending: Patent # D485,085, #D498603

813 Windowpane Chair



Quantity	COM/ Gr.4	Gr.5	Gr.6	Gr.7	Gr.8	Gr.9	Gr.10
1-23	295.00	299.50	305.35	308.95	311.65	314.35	320.65
24-99	285.00	289.50	295.35	298.95	301.65	304.35	310.65
100-399	280.00	284.50	290.35	293.95	296.65	299.35	305.65
400+	277.50	282.00	287.85	291.45	294.15	296.85	303.15

Specification

17-1/2" w X 22" d X 36-1/4" h
COM: .45 Yards
Actual Wgt: 17.25 lbs. ea.
Shipping Wgt: 25.5 lbs. ea.
Freight Class: 175
2 per carton, 12.75 cu. ft.
Recycled Content: 39.68%

Other

COMFORTweb® seat standard.

813-30 Windowpane Barstool



Quantity	COM/ Gr.4	Gr.5	Gr.6	Gr.7	Gr.8	Gr.9	Gr.10
1-9	345.00	349.50	355.35	358.95	361.65	364.35	370.65
10-49	335.00	339.50	345.35	348.95	351.65	354.35	360.65
50-99	330.00	334.50	340.35	343.95	346.65	349.35	355.65
100+	327.50	332.00	337.85	341.45	344.15	346.85	353.15

Specification

17-1/2" w x 21-3/4" d x 45-3/4" h
COM: .45 Yards
Actual Wgt: 22.5 lbs. ea.
Shipping Wgt: 30.25 lbs. ea.
Freight Class: 250
2 per carton, 18.25 cu. ft.
Recycled Content: 38.36%

Other

COMFORTweb® seat standard.
Footrest: Specify Gold (GAF),
Satin Silver (SSF), or Black
(BAF).

813-UB Windowpane Chair with Upholstered Back



Quantity	COM/ Gr.4	Gr.5	Gr.6	Gr.7	Gr.8	Gr.9	Gr.10
1-23	375.00	384.00	395.70	402.90	408.30	413.70	426.30
24-99	365.00	374.00	385.70	392.90	398.30	403.70	416.30
100-399	360.00	369.00	380.70	387.90	393.30	398.70	411.30
400+	357.50	366.50	378.20	385.40	390.80	396.20	408.80

Specification

17-1/2" w x 22" d x 36-1/4" h
COM: .90 Yards
Actual Wgt: 20.75 lbs. ea.
Shipping Wgt: 26.5 lbs. ea.
Freight Class: 175
2 per carton, 12.75 cu. ft.
Recycled Content: 33.16%

Other

COMFORTweb® Seat Standard.



Front View of
Chair Back

813-30-UB Windowpane Barstool with Upholstered Back



Quantity	COM/ Gr.4	Gr.5	Gr.6	Gr.7	Gr.8	Gr.9	Gr.10
1-9	425.00	434.00	445.70	452.90	458.30	463.70	476.30
10-49	415.00	424.00	435.70	442.90	448.30	453.70	466.30
50-99	410.00	419.00	430.70	437.90	443.30	448.70	461.30
100+	407.50	416.50	428.20	435.40	440.80	446.20	458.80

Specification

17-1/2" w x 21-3/4" d x 45-3/4" h
COM: .90 Yards
Actual Wgt: 24.5 lbs. ea.
Shipping Wgt: 32.25 lbs. ea.
Freight Class: 250
2 per carton, 18.25 cu. ft.
Recycled Content: 35.37%

Other

COMFORTweb® Seat Standard.



Back View of
Chair Back

Standard Features

Standard Powdercoat Colors:
Refer to Finish/Color Selector.

Other:

- Premium Metal Base Glide with rubber silencer standard.



MTS COMFORTweb® support system provides exceptional comfort for extended seating. A luxurious layer of COMFORTbliss® foam supported by flexible rubber and polypropylene stretchband material delivers responsive, reliable comfort.



Options

Finish Options:

Plated finishes not available

Textile Options:

- For pricing on grades 11-24, refer to the Upholstery Grading Chart on page 18.
- For textile selections, grades 4-10, refer to the Finish/Color Selector.
- COM (Customer's Own Material), refer to page 15.

Other Options:

- Maple Ply Seat, specify MPS, add: \$45.00 - *Specify stain color.*
- Upholstered solid pullover seat, specify USS, deduct: \$5.00.
- Two-Tone welted seat, specify TTS, add: \$5.00.

Arm Chair: specify (-AR) after model number and choose arm style below.

Plastisol Arm Caps:

Plastisol arm caps made from durable, self healing, graphite-colored PVC material that is resistant to most chemicals.

Specify PAC, add: \$75.00.

Wood Arm Caps:

Maple: specify (OMA), add \$145.00.

Oak: specify (OOA), add \$150.00.

To specify stain for the armrests, refer to the MTS Finish Selector.

- Arm height: 26-3/4"
- Armchair height: 22-1/2"
- Packaged 1 chair per carton
- Add 6 lbs. to side chair shipping weight



Caster Options:



All Metal Ball Caster for Carpeted Floors. Standard in Windsor Antique Finish.



Special order Ball Caster with Rubber Tread for Hard Surface Floors. Standard in Windsor Antique Finish.

Not available on barstools.


- 2" Metal Ball Caster for carpeted floors. Specify (-C) to end of model number for four casters, add \$35.00. Specify (-2C) for two front casters only, add \$17.50.
- Special 2-1/4" soft tread caster with black rubber tread for hard surface floors. Specif (RC) instead of (-C) for four casters, add \$75.00. Specify (R2C) instead of (2C) for two front casters, add: \$37.50.




Contemporary Industrial Series

These products are covered by the following Patents
and/or Patent(s) Pending: Patent #D485,085; #D503,573


806 Wood Back and Wood Seat Chair

	Quantity		Specification	Other
			17" w x 20" d x 34-1/4" h Actual Weight: 13.5 lbs. Shipping Weight: 20 lbs. Freight Class: 175 2 per carton, 12.25 cu.ft. Recycled Content: 24.63%	1/2" flat stained ply seat and back.
	1-23	255.75		
	24-99	245.75		
	100-399	240.75		
	400+	238.25		


806-30 Wood Back and Wood Seat Barstool

	Quantity		Specification	Other
			17" w x 20" d x 43-3/4" h Actual Weight: 19.5 lbs. Shipping Weight: 26 lbs. Freight Class: 250 2 per carton, 18.25 cu.ft. Recycled Content: 21.18%	1/2" flat stained ply seat and back. Standard with no footrest cover.
	1-9	305.50		
	10-49	295.50		
	50-99	290.50		
	100+	288.00		

806-UPS Wood Back and Upholstered Seat Chair

	Quantity	COM/ Gr.4	Gr.5	Gr.6	Gr.7	Gr.8	Gr.9	Gr.10	Specification	Other
									17-1/2" w x 20-1/2" d x 34-1/4" h COM: .45 yds. Actual Weight: 14 lbs. Shipping Weight: 21 lbs. Freight Class: 175 2 per carton, 12.25 cu.ft. Recycled Content: 23.75%	Pullover style seat standard.
	1-23	242.50	247.00	252.85	256.45	259.15	261.85	268.15		
	24-99	232.50	237.00	242.85	246.45	249.15	251.85	258.15		
	100-399	227.50	232.00	237.85	241.45	244.15	246.85	253.15		
	400+	225.00	229.50	235.35	238.95	241.65	244.35	250.65		

806-30-UPS Wood Back and Upholstered Seat Barstool

	Quantity	COM/ Gr.4	Gr.5	Gr.6	Gr.7	Gr.8	Gr.9	Gr.10	Specification	Other
									17-1/2" w x 20" d x 43-3/4" h COM: .45 yds. Actual Weight: 18.5 lbs. Shipping Weight: 25 lbs. Freight Class: 250 2 per carton, 18.25 cu.ft. Recycled Content: 22.32%	Standard with no footrest cover.
	1-9	292.50	297.00	302.85	306.45	309.15	311.85	318.15		
	10-49	282.50	287.00	292.85	296.45	299.15	301.85	308.15		
	50-99	277.50	282.00	287.85	291.45	294.15	296.85	303.15		
	100+	275.00	279.50	285.35	288.95	291.65	294.35	300.65		

Standard Features

Standard Powdercoat Colors:
Refer to Finish/Color Selector.

Other:

- Premium Metal Base Glide
- Semi Matte Wood Stain Finish

Custom Back Design Program:

Refer to Custom Back
Section page 119.



Options

Finish Options:

Optional Plated Finishes:
(50 piece minimum)

Chrome: specify C1,
Chairs - add: \$111.60. Barstools - add: \$169.55.

Satin Nickel Chrome: specify SNC,
Chairs, add: \$111.60.
Barstools, add: \$169.55.

Less than minimum:

1-23: add \$15.00 to Optional Plated Price.
24-49: add \$7.50 to Optional Plated Price.

Dura Clearcoat Finish: \$9.50. (Refer to page 16 for
Dura Clearcoat options.)

Textile Options:

- For pricing on grades 11-24, refer to the Upholstery Grading Chart on page 18.
- For textile selections, grades 4-10, refer to the Finish/Color Selector.
- COM (Customer's Own Material), refer to page 15.





Wood Seat Option:

- Maple Ply Seat, specify MPS, add: \$45.00
Specify stain color.



Rustic Industrial Series

These products are covered by the following Patents
and/or Patent(s) Pending: Patent #D485,085; #D503,573

871 Wood Back and Wood Seat Chair		Specification	Other
	Quantity	18-1/4"w x 20-1/2"d x 33-1/2"h Actual Wgt: 17.5 lbs. ea. Shipping Wgt: 27.5 lbs. ea. Freight Class: 175 2 per carton, 12.5 cu. ft. Recycled Content: 20.23%	Rustic birchply back and saddle style seat. Refer to Finish/Color Selector for stain colors and page 17 for Premier stain upcharge.
	1-23 335.25		
	24-99 325.25		
	100-399 320.25		
	400+ 317.75		
871-30 Wood Back and Wood Seat Barstool		Specification	Other
	Quantity	18-1/4"w x 20-1/4"d x 43-1/4"h Actual Wgt: 21 lbs. ea. Shipping Wgt: 28.75 lbs. ea. Freight Class: 250 2 per carton, 15.75 cu. ft. Recycled Content: 23%	Rustic birchply back and saddle style seat. Refer to Finish/Color Selector for stain colors and page 17 for Premier stain upcharge. Standard with no footrest cover.
	1-9 385.25		
	10-49 375.25		
	50-99 370.25		
	100+ 367.75		
871-UPS Wood Back and Upholstered Seat Chair		Specification	Other
	Quantity COM/Gr.4 Gr.5 Gr.6 Gr.7 Gr.8 Gr.9 Gr.10	17-1/2"w x 20"d x 33-1/4"h COM: .45 yds. Actual Weight: 17 lbs. Shipping Weight: 27 lbs. Freight Class: 175 2 per carton, 12.5 cu.ft. Recycled Content: 20.59%	Rustic birchply back and upholstered pullover seat. Refer to Finish/Color Selector for stain colors and page 17 for Premier stain upcharge.
	1-23 322.50 327.00 332.85 336.45 339.15 341.85 348.15		
	24-99 312.50 317.00 322.85 326.45 329.15 331.85 338.15		
	100-399 307.50 312.00 317.85 321.45 324.15 326.85 333.15		
	400+ 305.00 309.50 315.35 318.95 321.65 324.35 330.65		
871-30-UPS Wood Back and Upholstered Seat Barstool		Specification	Other
	Quantity COM/Gr.4 Gr.5 Gr.6 Gr.7 Gr.8 Gr.9 Gr.10	17-1/2"w x 20"d x 43-1/4"h COM: .45 yds. Actual Weight: 20.5 lbs. Shipping Weight: 28.25 lbs. Freight Class: 250 2 per carton, 15.75 cu.ft. Recycled Content: 23.05%	Rustic birchply back and upholstered pullover seat. Refer to Finish/Color Selector for stain colors and page 17 for Premier stain upcharge.
	1-9 372.50 377.00 382.85 386.45 389.15 391.85 398.15		
	10-49 362.50 367.00 372.85 376.45 379.15 381.85 388.15		
	50-99 357.50 362.00 367.85 371.45 374.15 376.85 383.15		
	100+ 355.00 359.50 365.35 368.95 371.65 374.35 380.65		

Standard Features

Standard Powdercoat Colors:
Refer to Finish/Color Selector.

Other:

- Semi matte wood stain finish
- Non-marring clear butyrate glides

Custom Back Design Program:
Refer to Custom Back Section page 119.



Options

Finish Options:

Optional Plated Finishes:
(50 piece minimum)

Chrome: specify C1,
Chairs - add: \$92.00. Barstools - add: \$172.50.

Satin Nickel Chrome: specify SNC,
Chairs, add: \$115.00.
Barstools, add: \$195.50.

Less than minimum:

1-23: add \$15.00 to Optional Plated Price.
24-49: add \$7.50 to Optional Plated Price.





Other:

• Premium metal base glides – specify MBG, add \$5.00



Rustic Industrial Series

These products are covered by the following Patents
and/or Patent(s) Pending: Patent #D485,085; #D503,573

872	Upholstered Back and Seat Chair								Specification	Other
	Quantity	COM/ Gr.4	Gr.5	Gr.6	Gr.7	Gr.8	Gr.9	Gr.10	17-1/2"w x 20"d x 33-1/4"h COM: .70 yds. Actual Weight: 17 lbs. Shipping Weight: 27 lbs. Freight Class: 175 2 per carton, 12.5 cu.ft. Recycled Content: 20.59%	
	1-23	282.75	289.75	298.85	304.45	308.65	312.85	322.65		
	24-99	272.75	279.75	288.85	294.45	298.65	302.85	312.65		
	100-399	267.75	274.75	283.85	289.45	293.65	297.85	307.65		
	400+	265.25	272.25	281.35	286.95	291.15	295.35	305.15		
872-30	Upholstered Back and Seat Barstool								Specification	Other
	Quantity	COM/ Gr.4	Gr.5	Gr.6	Gr.7	Gr.8	Gr.9	Gr.10	17-1/2"w x 20"d x 43-1/4"h COM: .70 yds. Actual Weight: 20.5 lbs. Shipping Weight: 28.25 lbs. Freight Class: 250 2 per carton, 15.75 cu.ft. Recycled Content: 23.56%	Standard with no footrest cover.
	1-9	332.75	339.75	348.85	354.45	358.65	362.85	372.65		
	10-49	322.75	329.75	338.85	344.45	348.65	352.85	362.65		
	50-99	317.75	324.75	333.85	339.45	343.65	347.85	357.65		
	100+	315.25	322.25	331.35	336.95	341.15	345.35	355.15		
872-WS	Upholstered Back and Wood Seat Chair								Specification	Other
	Quantity	COM/ Gr.4	Gr.5	Gr.6	Gr.7	Gr.8	Gr.9	Gr.10	18"w x 20-1/2"d x 33-1/4"h COM: .35 yds. Actual Weight: 16.5 lbs. Shipping Weight: 26.5 lbs. Freight Class: 175 2 per carton, 12.5 cu.ft. Recycled Content: 21.21%	Upholstered back and rustic birchply saddle style seat. Refer to Finish/Color Selector for stain colors and page 17 for Premier stain upcharge.
	1-23	310.00	313.50	318.05	320.85	322.95	325.05	329.95		
	24-99	300.00	303.50	308.05	310.85	312.95	315.05	319.95		
	100-399	295.00	298.50	303.05	305.85	307.95	310.05	314.95		
	400+	292.50	296.00	300.55	303.35	305.45	307.55	312.45		
872-30-WS	Upholstered Back and Wood Seat Barstool								Specification	Other
	Quantity	COM/ Gr.4	Gr.5	Gr.6	Gr.7	Gr.8	Gr.9	Gr.10	18"w x 20-1/2"d x 43-1/4"h COM: .35 yds. Actual Weight: 20 lbs. Shipping Weight: 27.5 lbs. Freight Class: 250 2 per carton, 15.75 cu.ft. Recycled Content: 24.15%	Upholstered back and rustic birchply saddle style seat. Refer to Finish/Color Selector for stain colors and page 17 for Premier stain upcharge. Standard with no footrest cover.
	1-9	360.00	363.50	368.05	370.85	372.95	375.05	379.95		
	10-49	350.00	353.50	358.05	360.85	362.95	365.05	369.95		
	50-99	345.00	348.50	353.05	355.85	357.95	360.05	364.95		
	100+	342.50	346.00	350.55	353.35	355.45	357.55	362.45		

Standard Features

Standard Powdercoat Colors:
Refer to Finish/Color Selector.

Other:

- Semi matte wood stain finish on 872-WS and 872-30-WS.
- Non-marring clear butyrate glides



Options

Finish Options:

Optional Plated Finishes:
(50 piece minimum)

Chrome: specify C1,
Chairs - add: \$92.00. Barstools - add: \$172.50.

Satin Nickel Chrome: specify SNC,
Chairs, add: \$115.00.
Barstools, add: \$195.50.

Less than minimum:

1-23: add \$15.00 to Optional Plated Price.
24-49: add \$7.50 to Optional Plated Price.




Other:

- Premium metal base glides – specify MBG, add \$5.00



Lineation

Products on this page are covered by the following Patents and/or Patents pending: #D822,418 S

881	Upholstered Seat and Back Chair							Specification	Other
	Quantity	COM/ Gr.4	Gr.5	Gr.6	Gr.7	Gr.8	Gr.9	Gr.10	18"w x 23"d x 31-1/4"h COM: 1.10 yds. Actual Weight: 24 lbs. Shipping Weight: 30 lbs. Freight Class: 175 2 per carton, 11.4 cu.ft. Recycled Content: 20.71%
	1-23	676.50	687.50	701.80	710.60	717.20	723.80	739.20	
	24-99	666.50	677.50	691.80	700.60	707.20	713.80	729.20	
	100-399	661.50	672.50	686.80	695.60	702.20	708.80	724.20	
	400+	659.00	670.00	684.30	693.10	699.70	706.30	721.70	
881-30	Upholstered Seat and Back Barstool							Specification	Other
	Quantity	COM/ Gr.4	Gr.5	Gr.6	Gr.7	Gr.8	Gr.9	Gr.10	18"w x 19-1/2"d x 39"h COM: 1.0 yds. Actual Weight: 25 lbs. Shipping Weight: 34 lbs. Freight Class: 250 1 per carton, 12.7 cu.ft. Recycled Content: 23.24%
	1-9	726.50	737.50	751.80	760.60	767.20	773.80	789.20	
	10-49	716.50	727.50	741.80	750.60	757.20	763.80	779.20	
	50-99	711.50	722.50	736.80	745.60	752.20	758.80	774.20	
	100+	709.00	720.00	734.30	743.10	749.70	756.30	771.70	
882-30	Upholstered Seat Backless Barstool							Specification	Other
	Quantity	COM/ Gr.4	Gr.5	Gr.6	Gr.7	Gr.8	Gr.9	Gr.10	14-1/2"w x 14-1/2"d x 30-3/8"h COM: 0.45 yds. Actual Weight: 17 lbs. Shipping Weight: 23 lbs. Freight Class: 175 2 per carton, 15.37 cu.ft. Recycled Content: 26.97%
	1-9	423.50	428.00	433.85	437.45	440.15	442.85	449.15	
	10-49	413.50	418.00	423.85	427.45	430.15	432.85	439.15	
	50-99	408.50	413.00	418.85	422.45	425.15	427.85	434.15	
	100+	406.00	410.50	416.35	419.95	422.65	425.35	431.65	

Standard Features

Standard Powdercoat Colors:
Standard powdercoat finishes

Other:

- Solid box style seat
- Non-marring clear butyrate glides



Options

Optional Plated Finishes: (50 piece minimum)

881 & 882-30:

Chrome, specify C1: add \$371.90.
Satin Nickel Chrome: specify SNC, add \$371.90.

881-30:

Chrome, specify C1: add \$490.00.
Satin Nickel Chrome: specify SNC, add \$480.00.

Less than minimum:

1-23, add: \$15.00.
24-49, add: \$7.50.

Textile Options:

- For pricing on grades 11-24, refer to the Upholstery Grading Chart on page 18.
- For textile selections, grades 4-10, refer to the Finish/Color Selector.
- COM (Customer's Own Material), refer to page 15.



Custom Back Design

MTS offers a wide variety of back styles in our custom back design program. To order, please follow these easy steps:

1. Submit a sketch or best available artwork of your custom design and specify inside or outside back.
2. MTS will interpret your design for laser cutting or etching and send you a drawing of this interpretation for your approval.
3. An actual size layout will be provided at your request for final approval
4. An actual sample back may also be custom manufactured at \$500.00 list. This amount will be credited to your order on orders of 50 or more.
5. Lead times will vary based upon the design submitted and length of the approval process.

Pricing:


For laser etched, wood or metal cut-out designs:
\$35.00 cost per chair/stool list with a minimum order of 50 pieces, or re-orders of *any* quantity.
\$75.00 list on Moderne Series

- **Less than 50 pieces:** add **\$500.00** list for set up/engineering.
- **Same logo on inner and outer backs:** add **\$65.00** list.
- **Custom embroidered back designs:** Contact your MTS representative, or Sales Coordinator for pricing.
- **Plain wood or metal back:** add **\$10.00** list / 24 piece minimum.



Mama Fu's - Atlanta, GA

Wood back with Laser Etched Designs



Wood or Metal Back with Cut-Out Designs



Uniquely designed using your own logo!







For custom embroidered back designs, contact your MTS representative, or Sales Coordinator for pricing.

MTS would like to offer you as many design options as possible. One way we can assist is by allowing you to create the look and design you want through our custom back program. We offer custom chair backs with your own logo or design in laser-cut metal, laser-cut/CNC cut wood, laser-etched wood, or upholstered embroidered back. This unique option allows you to create the finishing touch in the detail of the back. Available on the following series:

- **Americana** - 945, 948
- **Americana Woods** - 921, 951, 952, 953
- **Cafe Flex**® - All models
- **Cafe Twist**® - All models
- **Contemporary Industrial** - 806,807
- **Impilato** - All Models
- **Micah** - All models
- **Moderne** - All models
- **Poize** - All Models
- **Schoolhouse** - All Wood back models
- **Square Chair** - All Models
- **Strom Series** - All Models
- **Toledo Chair** - 187, 189
- **Rustic Industrial Chair** - 871



Americana Series

944 Americana Ladder Back Chair									Specification	Other
	Quantity	COM/ Gr.4	Gr.5	Gr.6	Gr.7	Gr.8	Gr.9	Gr.10	17-3/4"w x 19-3/4"d x 32"h COM: .45 Yards Actual Wgt: 15.5 lbs. ea. Shipping Wgt: 25.5 lbs. ea. Freight Class: 175 2 per carton, 12.5 cu. ft. Recycled Content: 26.19%	1" pullover style seat standard. For armchair, specify (AR), and add \$70.00. PVC Arm Cap Standard Maple (OMA) add \$25.00 Oak (OOA) add \$25.00
	1-23	249.50	254.00	259.85	263.45	266.15	268.85	275.15		
	24-99	239.50	244.00	249.85	253.45	256.15	258.85	265.15		
	100-399	234.50	239.00	244.85	248.45	251.15	253.85	260.15		
	400+	232.00	236.50	242.35	245.95	248.65	251.35	257.65		
944-30 Americana Ladder Back Barstool									Specification	Other
	Quantity	COM/ Gr.4	Gr.5	Gr.6	Gr.7	Gr.8	Gr.9	Gr.10	17-3/4"w x 20-1/4"d x 42-1/2"h COM: .45 Yards Actual Wgt: 19.0 lbs. ea. Shipping Wgt: 26.75 lbs. ea. Freight Class: 250 2 per carton, 18.25 cu. ft. Recycled Content: 27.63%	1" pullover style seat standard. Footrest: Specify Gold (GAF), Satin Silver (SSF), or Black (BAF).
	1-9	299.50	304.00	309.85	313.45	316.15	318.85	325.15		
	10-49	289.50	294.00	299.85	303.45	306.15	308.85	315.15		
	50-99	284.50	289.00	294.85	298.45	301.15	303.85	310.15		
	100+	282.00	286.50	292.35	295.95	298.65	301.35	307.65		
901-30/944 Americana Ladder Back Swivel Barstool									Specification	Other
	Quantity	COM/ Gr.4	Gr.5	Gr.6	Gr.7	Gr.8	Gr.9	Gr.10	18-1/2"w x 21"d x 43"h COM: .45 Yards Actual Wgt: 30.0 lbs. ea. Shipping Wgt: 37.75 lbs. ea. Freight Class: 250 2 per carton, 18.25 cu. ft. Recycled Content: 28.00%	1" pullover style seat standard. Specify Brass (BRT) or Chrome (CRT) footresting. Memory return swivel standard.
	1-9	434.50	439.00	444.85	448.45	451.15	453.85	460.15		
	10-49	424.50	429.00	434.85	438.45	441.15	443.85	450.15		
	50-99	419.50	424.00	429.85	433.45	436.15	438.85	445.15		
	100+	417.00	421.50	427.35	430.95	433.65	436.35	442.65		
902-30/944 Americana Ladder Back Swivel Barstool									Specification	Other
	Quantity	COM/ Gr.4	Gr.5	Gr.6	Gr.7	Gr.8	Gr.9	Gr.10	18-1/2"w x 21"d x 43"h COM: .45 Yards Actual Wgt: 30.0 lbs. ea. Shipping Wgt: 37.75 lbs. ea. Freight Class: 250 2 per carton, 18.25 cu. ft. Recycled Content: 28.00%	1" pullover style seat standard. Specify Brass (BRT) or Chrome (CRT) footresting. Memory return swivel standard.
	1-9	434.50	439.00	444.85	448.45	451.15	453.85	460.15		
	10-49	424.50	429.00	434.85	438.45	441.15	443.85	450.15		
	50-99	419.50	424.00	429.85	433.45	436.15	438.85	445.15		
	100+	417.00	421.50	427.35	430.95	433.65	436.35	442.65		

Standard Features

Standard Powdercoat Colors:
Refer to Finish/Color Selector.

Other:
Non-marring clear butyrate glides.
Front leg glide (flat)
Rear leg glide (rocker).



Options

Finish Options:

Optional Plated Finishes: (N/A on metal seat)
(50 piece minimum)
Chrome finish: Specify C1.
Chairs: add \$92.00 / Barstools: add \$172.50.
Satin Nickel Chrome: Specify SNC
Chairs: add \$115.00 / Barstools: add \$195.50.
Less than minimum:
1-23: add \$15.00 to Optional Plated Price.
24-49: add \$7.50 to Optional Plated Price.

Seat Options:

Extra Deep COMFORTweb® seat: add \$20.00, specify CWS. Note: Adds 1" to depth of chair.

Saddle style wood seat:
Maple ply, specify MPS, add: \$45.00. Oak ply, specify OPS, add: \$50.00. Specify Stain color.

Metal Seat: Contoured metal seat pan with rolled front edge. Add \$75.00 if ordered in same finish. Specify MS. 944/944-30 only. VelveTouch not available on seat surface. Two-Tone powder different from frame, specify TPS, add \$7.50. Dura Clearcoat Finish, add \$9.50.

Cobbler Wood Waterfall Seat: add \$75.00, specify CWF. COM: .45 yards.



Random Abstract Grind Detail with Dura Clearcoat finish Available on 944-MS and 944-30-MS seats only. Design is custom created with a unique pattern per chair (no two chairs will be identical.)

Grind Detail: Specify RSP, add: \$65.00 (add to grade 4 pricing)



Other Options:

- Premium metal base glide: add \$5.00. Specify MBG.
- Two Tone welt seat, specify TTS, add: \$5.00.


Rack Option:
Specify -RACK after model number, add: \$45.00. See page 135 for details. *Not available on swivel barstools.*






Americana Series


945 Americana Slat Back Chair

									Specification	Other
	Quantity	COM/ Gr.4	Gr.5	Gr.6	Gr.7	Gr.8	Gr.9	Gr.10	17-3/4"w x 19-1/2"d x 32"h COM: .45 Yards Actual Wgt: 14.75 lbs. ea. Shipping Wgt: 25.5 lbs. ea. Freight Class: 175 2 per carton, 12.25 cu. ft. Recycled Content: 25.86%	1" pullover style seat standard. For armchair, specify (AR), and add \$70.00. PVC Arm Cap Standard Maple (OMA) add \$25.00 Oak (OOA) add \$25.00
	1-23	249.50	254.00	259.85	263.45	266.15	268.85	275.15		
	24-99	239.50	244.00	249.85	253.45	256.15	258.85	265.15		
	100-399	234.50	239.00	244.85	248.45	251.15	253.85	260.15		
	400+	232.00	236.50	242.35	245.95	248.65	251.35	257.65		


945-30 Americana Slat Back Barstool

									Specification	Other
	Quantity	COM/ Gr.4	Gr.5	Gr.6	Gr.7	Gr.8	Gr.9	Gr.10	17-3/4"w x 20"d x 42-1/2"h COM: .45 Yards Actual Wgt: 19.0 lbs. ea. Shipping Wgt: 26.75 lbs. ea. Freight Class: 250 2 per carton, 18.25 cu. ft. Recycled Content: 26.89%	1" pullover style seat standard. Footrest: Specify Gold (GAF), Satin Silver (SSF), or Black (BAF).
	1-9	299.50	304.00	309.85	313.45	316.15	318.85	325.15		
	10-49	289.50	294.00	299.85	303.45	306.15	308.85	315.15		
	50-99	284.50	289.00	294.85	298.45	301.15	303.85	310.15		
	100+	282.00	286.50	292.35	295.95	298.65	301.35	307.65		

901-30/945 Americana Slat Back Swivel Stool

									Specification	Other
	Quantity	COM/ Gr.4	Gr.5	Gr.6	Gr.7	Gr.8	Gr.9	Gr.10	18-1/2"w x 21"d x 43"h COM: .45 Yards Actual Wgt: 29.75 lbs. Shipping Wgt: 37.50 lbs. ea. Freight Class: 250 2 per carton, 18.25 cu. ft. Recycled Content: 27.29%	1" pullover style seat standard. Specify Brass (BRT) or Chrome (CRT) footrest. Memory return swivel standard.
	1-9	434.50	439.00	444.85	448.45	451.15	453.85	460.15		
	10-49	424.50	429.00	434.85	438.45	441.15	443.85	450.15		
	50-99	419.50	424.00	429.85	433.45	436.15	438.85	445.15		
	100+	417.00	421.50	427.35	430.95	433.65	436.35	442.65		

902-30/945 Americana Slat Back Swivel Stool

									Specification	Other
	Quantity	COM/ Gr.4	Gr.5	Gr.6	Gr.7	Gr.8	Gr.9	Gr.10	18-1/2"w x 21"d x 43"h COM: .45 Yards Actual Wgt: 29.75 lbs. ea. Shipping Wgt: 37.50 lbs. ea. Freight Class: 250 2 per carton, 18.25 cu. ft. Recycled Content: 27.29%	1" pullover style seat standard. Specify Brass (BRT) or Chrome (CRT) footrest. Memory return swivel standard.
	1-9	434.50	439.00	444.85	448.45	451.15	453.85	460.15		
	10-49	424.50	429.00	434.85	438.45	441.15	443.85	450.15		
	50-99	419.50	424.00	429.85	433.45	436.15	438.85	445.15		
	100+	417.00	421.50	427.35	430.95	433.65	436.35	442.65		

Standard Features

Standard Powdercoat Colors:

Refer to Finish/Color Selector.

Other:

Non-marring clear butyrate glides.
Front leg glide (flat)
Rear leg glide (rocker).



Options

Seat Options:

Extra Deep COMFORTweb® seat: add \$20.00, specify CWS. Note: Adds 1" to depth of chair.



Saddle style wood seat: Maple ply, specify MPS, add: \$45.00. Oak ply, specify OPS, add: \$50.00. Specify Stain color.



Metal Seat: Contoured metal seat pan with rolled front edge. Add \$75.00 if ordered in same finish. Specify MS. 945/945-30 only. VelveTouch not available on seat surface. Two-Tone powder different from frame, specify TPS, add \$7.50. Dura Clearcoat Finish, add \$9.50.



Cobbler Wood Waterfall Seat: add \$75.00, specify CWF. COM: .45 yards.



Random Abstract Grind Detail with Dura Clearcoat finish Available on 945-MS and 945-30-MS seats only. Design is custom created with a unique pattern per chair (no two chairs will be identical.)



Grind Detail: Specify RSP, add: \$65.00 (add to grade 4 pricing)

Other Options:

- Premium metal base glide: add \$5.00. Specify MBG.
- Two Tone welt seat, specify TTS, add: \$5.00.

Rack Option:


Specify -RACK after model number, add: \$45.00. See page 135 for details. *Not available on swivel barstools.*






Americana Series


948 Americana (Metal Back and Upholstered Seat)

	Specification								Other
	Quantity	COM/ Gr.4	Gr.5	Gr.6	Gr.7	Gr.8	Gr.9	Gr.10	
	1-23	267.75	272.25	278.10	281.70	284.40	287.10	293.40	
	24-99	257.75	262.25	268.10	271.70	274.40	277.10	283.40	
	100-399	252.75	257.25	263.10	266.70	269.40	272.10	278.40	
400+	250.25	254.75	260.60	264.20	266.90	269.60	275.90		
17-3/4"w x 19-1/2"d x 32"h COM .45 Yards Actual Wgt: 14.75 lbs. ea. Shipping Wgt: 22.5 lbs. ea. Freight Class: 175 2 per carton, 12.25 cu. ft. Recycled Content: 25.39%									1" pullover style seat standard. For armchair, specify (AR), and add \$70.00. PVC Arm Cap Standard Maple (OMA) add \$25.00 Oak (OOA) add \$25.00


948-30 Americana Barstool

	Specification								Other
	Quantity	COM/ Gr.4	Gr.5	Gr.6	Gr.7	Gr.8	Gr.9	Gr.10	
	1-9	317.75	322.25	328.10	331.70	334.40	337.10	343.40	
	10-49	307.75	312.25	318.10	321.70	324.40	327.10	333.40	
	50-99	302.75	307.25	313.10	316.70	319.40	322.10	328.40	
100+	300.25	304.75	310.60	314.20	316.90	319.60	325.90		
17-3/4"w x 20"d x 42-1/2"h COM: .45 Yards Actual Wgt: 19.5 lbs. ea. Shipping Wgt: 27.25 lbs. ea. Freight Class: 250 2 per carton, 18.25 cu. ft. Recycled Content: 25.67%									1" pullover style seat standard. Footrest: Specify Gold (GAF), Satin Silver (SSF), or Black (BAF).

901-30/948 Americana Swivel Barstool

	Specification								Other
	Quantity	COM/ Gr.4	Gr.5	Gr.6	Gr.7	Gr.8	Gr.9	Gr.10	
	1-9	452.75	457.25	463.10	466.70	469.40	472.10	478.40	
	10-49	442.75	447.25	453.10	456.70	459.40	462.10	468.40	
	50-99	437.75	442.25	448.10	451.70	454.40	457.10	463.40	
100+	435.25	439.75	445.60	449.20	451.90	454.60	460.90		
18-1/2"w x 21"d x 43"h COM: .45 Yards Actual Wgt: 29.0 lbs. ea. Shipping Wgt: 36.75 lbs. ea. Freight Class: 250 2 per carton, 18.25 cu. ft. Recycled Content: 27.88%									1" pullover style seat standard. Specify Brass (BRT) or Chrome (CRT) footring. Memory return swivel standard.

902-30/948 Americana Swivel Barstool

	Specification								Other
	Quantity	COM/ Gr.4	Gr.5	Gr.6	Gr.7	Gr.8	Gr.9	Gr.10	
	1-9	452.75	457.25	463.10	466.70	469.40	472.10	478.40	
	10-49	442.75	447.25	453.10	456.70	459.40	462.10	468.40	
	50-99	437.75	442.25	448.10	451.70	454.40	457.10	463.40	
100+	435.25	439.75	445.60	449.20	451.90	454.60	460.90		
18-1/2"w x 21"d x 43"h COM: .45 Yards Actual Wgt: 29.0 lbs. ea. Shipping Wgt: 36.75 lbs. ea. Freight Class: 250 2 per carton, 18.25 cu. ft. Recycled Content: 27.88%									1" pullover style seat standard. Specify Brass (BRT) or Chrome (CRT) footring. Memory return swivel standard.

Standard Features

Standard Powdercoat Colors:

Refer to Finish/Color Selector.

Other:

Non-marring clear butyrate glides.
Front leg glide (flat)
Rear leg glide (rocker).



Options

Finish Options:

Optional Plated Finishes: (N/A on metal seat)
(50 piece minimum)

Chrome finish: Specify C1.

Chairs: add \$92.00 / Barstools: add \$172.50.

Satin Nickel Chrome: Specify SNC

Chairs: add \$115.00 / Barstools: add \$195.50.

Less than minimum:

1-23: add \$15.00 to Optional Plated Price.

24-49: add \$7.50 to Optional Plated Price.

Seat Options:

Extra Deep COMFORTweb® seat: add \$20.00, specify CWS. Note: Adds 1" to depth of chair.

Saddle style wood seat:
Maple ply, specify MPS, add: \$45.00. Oak ply, specify OPS, add: \$50.00. Specify Stain color.

Metal Seat: Contoured metal seat pan with rolled front edge. Add \$75.00 if ordered in same finish. Specify MS. 948/948-30 only. VelveTouch not available on seat surface. Two-Tone powder different from frame, specify TPS, add \$7.50. Dura Clearcoat Finish, add \$9.50.

Cobbler Wood Waterfall Seat: add \$75.00, specify CWF. COM: .45 yards.



Random Abstract Grind Detail with Dura Clearcoat finish Available on 948-MS and 948-30-MS seats only. Design is custom created with a unique pattern per chair (no two chairs will be identical.)

Grind Detail: Specify RSP, add: \$65.00 (add to grade 4 pricing)



Other Options:

- Premium metal base glide: add \$5.00. Specify MBG.
- Two Tone welt seat, specify TTS, add: \$5.00.

Rack Option:


Specify -RACK after model number, add: \$45.00. See page 135 for details. *Not available on swivel barstools.*






Americana Series

978 Americana (Upholstered Back and Seat)

									Specification	Other
	Quantity	COM/ Gr.4	Gr.5	Gr.6	Gr.7	Gr.8	Gr.9	Gr.10	18-1/2"w x 21-1/2"d x 36"h COM: .75 yds. Actual Weight: 19 lbs. Shipping Weight: 27 lbs. Freight Class: 250 2 per carton, 12.5 cu.ft. Recycled Content: 21.37%	COMFORTweb® Seat
	1-23	346.50	354.00	363.75	369.75	374.25	378.75	389.25		
	24-99	336.50	344.00	353.75	359.75	364.25	368.75	379.25		
	100-399	331.50	339.00	348.75	354.75	359.25	363.75	374.25		
	400+	329.00	336.50	346.25	352.25	356.75	361.25	371.75		

978-30 Americana Barstool

									Specification	Other
	Quantity	COM/ Gr.4	Gr.5	Gr.6	Gr.7	Gr.8	Gr.9	Gr.10	18-1/2"w x 21-1/2"d x 44-3/8"h COM: .75 yds. Actual Weight: 22 lbs. Shipping Weight: 29 lbs. Freight Class: 250 2 per carton, 18.25 cu.ft. Recycled Content: 23.86%	COMFORTweb® Seat Footrest: Specify Gold (GAF), Satin Silver (SSF), or Black (BAF).
	1-9	396.50	404.00	413.75	419.75	424.25	428.75	439.25		
	10-49	386.50	394.00	403.75	409.75	414.25	418.75	429.25		
	50-99	381.50	389.00	398.75	404.75	409.25	413.75	424.25		
	100+	379.00	386.50	396.25	402.25	406.75	411.25	421.75		

Standard Features

Standard Powdercoat Colors:
Refer to Finish/Color Selector.

Other:

Non-marring clear butyrate glides.
Rear leg glide (rocker).
Front leg glide (flat)



Options

Optional Plated Finishes:

(50 piece minimum)

Chrome finish, specify C1.

Chairs: add \$92.00.

Barstools: add \$172.50.

Satin Nickel Chrome, specify
SNC.

Chairs: add \$115.00.

Barstools: add \$195.50.

Less than minimum:

1-23: add \$15.00 to Optional
Plated Price.

24-49: add \$7.50 to Optional
Plated Price.

Other Options:





Premium metal base glide: add
\$5.00. Specify MBG.

Textile Options:

- For pricing on grades 11-24,
refer to the Upholstery
Grading Chart on
page 18.
- For textile selections, grades
4-10, refer to the Finish/Color
Selector.
- COM (Customer's Own
Material), refer to page 15.



Americana Woods Series

921 Americana Woods (Wood Back and Upholstered Seat)									Specification	Other
	Quantity	COM/ Gr.4	Gr.5	Gr.6	Gr.7	Gr.8	Gr.9	Gr.10	18-1/4"w x 19-1/4"d x 31"h COM: .45 Yards Actual Wgt: 14.75 lbs. ea. Shipping Wgt: 25.5 lbs. ea. Freight Class: 175 2 per carton, 12.25 cu. ft. Recycled Content: 20.64%	1" pullover style seat and Maple ply back standard. Refer to Finish/Color Selector for stain colors and page 17 for Premier stain upcharge.
	1-23	293.50	298.00	303.85	307.45	310.15	312.85	319.15		
	24-99	283.50	288.00	293.85	297.45	300.15	302.85	309.15		
	100-399	278.50	283.00	288.85	292.45	295.15	297.85	304.15		
	400+	276.00	280.50	286.35	289.95	292.65	295.35	301.65		
921-30 Americana Woods Barstool									Specification	Other
	Quantity	COM/ Gr.4	Gr.5	Gr.6	Gr.7	Gr.8	Gr.9	Gr.10	18-1/4"w x 19-3/4"d x 42-3/4"h COM: .45 Yards Actual Wgt: 18.5 lbs. ea. Shipping Wgt: 26.75 lbs. ea. Freight Class: 250 2 per carton, 22.25 cu. ft. Recycled Content: 23.27%	1" pullover style seat and Maple ply back standard. Refer to Finish/Color Selector for stain colors and page 17 for Premier stain upcharge. Footrest: Specify Gold (GAF), Satin Silver (SSF), or Black (BAF).
	1-9	343.50	348.00	353.85	357.45	360.15	362.85	369.15		
	10-49	333.50	338.00	343.85	347.45	350.15	352.85	359.15		
	50-99	328.50	333.00	338.85	342.45	345.15	347.85	354.15		
	100+	326.00	330.50	336.35	339.95	342.65	345.35	351.65		
901-30/921 Americana Woods Swivel Barstool									Specification	Other
	Quantity	COM/ Gr.4	Gr.5	Gr.6	Gr.7	Gr.8	Gr.9	Gr.10	18-1/2"w x 21-1/2"d x 42-1/2"h COM: .45 Yards Actual Wgt: 28.5 lbs. ea. Shipping Wgt: 36.75 lbs. ea. Freight Class: 250 2 per carton, 22.25 cu. ft. Recycled Content: 26.04%	1" pullover style seat and Maple ply back standard. Refer to Finish/Color Selector for stain colors and page 17 for Premier stain upcharge. Specify Brass (BRT) or Chrome (CRT) footrest. Memory return swivel standard.
	1-9	478.50	483.00	488.85	492.45	495.15	497.85	504.15		
	10-49	468.50	473.00	478.85	482.45	485.15	487.85	494.15		
	50-99	463.50	468.00	473.85	477.45	480.15	482.85	489.15		
	100+	461.00	465.50	471.35	474.95	477.65	480.35	486.65		
902-30/921 Americana Woods Swivel Barstool									Specification	Other
	Quantity	COM/ Gr.4	Gr.5	Gr.6	Gr.7	Gr.8	Gr.9	Gr.10	18-1/2"w x 21-1/2"d x 42-1/2"h COM: .45 Yards Actual Wgt: 28.5 lbs. ea. Shipping Wgt: 36.75 lbs. ea. Freight Class: 250 2 per carton, 22.25 cu. ft. Recycled Content: 26.04%	1" pullover style seat and Maple ply back standard. Refer to Finish/Color Selector for stain colors and page 17 for Premier stain upcharge. Specify Brass (BRT) or Chrome (CRT) footrest. Memory return swivel standard.
	1-9	478.50	483.00	488.85	492.45	495.15	497.85	504.15		
	10-49	468.50	473.00	478.85	482.45	485.15	487.85	494.15		
	50-99	463.50	468.00	473.85	477.45	480.15	482.85	489.15		
	100+	461.00	465.50	471.35	474.95	477.65	480.35	486.65		

Standard Features

Standard Powdercoat Colors:
Refer to Finish/Color Selector.

Other:
Non-marring clear butyrate glides.
Front leg glide (flat)
Rear leg glide (rocker).



Options

Finish Options:

Optional Plated Finishes:
(50 piece minimum)

Chrome finish, specify C1.
Chairs: add \$92.00.

Barstools: add \$172.50.

Satin Nickel Chrome, specify SNC.
Chairs: add \$115.00.

Barstools: add \$195.50.

Less than minimum:

1-23: add \$15.00 to Optional Plated Price.
24-49: add \$7.50 to Optional Plated Price.

Seat Options:

Extra Deep COMFORTweb®
seat: add \$20.00, specify CWS. Note: adds 1" to depth of chair.

Saddle style wood seat:
add \$45.00. Maple ply, specify MPS, and stain color.

Cobbler Wood

Waterfall Seat: add \$75.00, specify CWF.
COM: .45 yards.



Rack Option:

Specify -RACK after model number, add: \$45.00. See page 135 for details. *Not available on swivel barstools.*



Other Options:

• Premium metal base glide: add \$5.00. Specify MBG.

• Two Tone welt seat, Specify TTS, add: \$5.00.

Custom Back Design

Program: Refer to Custom Back Section page 119.

Textile Options:





• For pricing on grades 11-24, refer to the Upholstery Grading Chart on page 18.

• For textile selections, grades 4-10, refer to the Finish/Color Selector.

• COM (Customer's Own Material), refer to page 15.



Americana Woods Series | Wood Seat and Back

951 Americana Woods		Specification	Other
	Quantity	17-1/2"w x 20"d x 32-1/2"h Actual Wgt: 15.25 lbs. ea. Shipping Wgt: 24.5 lbs. ea. Freight Class: 175 2 per carton, 12.25 cu. ft. Recycled Content: 21.11%	Features Maple ply contoured wood back and Saddle Style wood seat. Optional Oak ply, specify EWO, add: \$5.00. Refer to Finish/Color Selector for stain colors and page 17 for Premier stain upcharge.
	1-23		
	24-99		
	100-399		
	400+		
951-30 Americana Woods Barstool		Specification	Other
	Quantity	17-1/2"w x 20"d x 43"h Actual Wgt: 19.5 lbs. ea. Shipping Wgt: 27.25 lbs. ea. Freight Class: 250 2 per carton, 18.25 cu. ft. Recycled Content: 22.44%	Features contoured Maple ply wood back and Saddle Style wood seat. Optional Oak ply, specify EWO, add: \$5.00. Refer to Finish/Color Selector for stain colors and page 17 for Premier stain upcharge. Footrest: Specify Gold (GAF), Satin Silver (SSF), or Black (BAF).
	1-9		
	10-49		
	50-99		
	100+		
901-30/951 Americana Woods Swivel Barstool		Specification	Other
	Quantity	18-1/2"w x 21"d x 43"h Actual Wgt: 29.5 lbs. ea. Shipping Wgt: 37.25 lbs. ea. Freight Class: 250 2 per carton, 18.25 cu. ft. Recycled Content: 25.63%	Features Maple ply contoured wood back and Saddle Style wood seat. Refer to Finish/Color Selector for stain colors and page 17 for Premier stain upcharge. Specify Brass (BRT) or Chrome (CRT) footring. Memory return swivel standard.
	1-9		
	10-49		
	50-99		
	100+		
902-30/951 Americana Woods Swivel Barstool		Specification	Other
	Quantity	18-1/2"w x 21"d x 43"h Actual Wgt: 29.5 lbs. ea. Shipping Wgt: 37.25 lbs. ea. Freight Class: 250 2 per carton, 18.25 cu. ft. Recycled Content: 25.63%	Features Maple ply contoured wood back and Saddle Style wood seat. Refer to Finish/Color Selector for stain colors and page 17 for Premier stain upcharge. Specify Brass (BRT) or Chrome (CRT) footring. Memory return swivel standard.
	1-9		
	10-49		
	50-99		
	100+		

Standard Features

Standard Powdercoat Colors:
Refer to Finish/Color Selector.

Other:
Non-marring clear butyrate glides.
Front leg glide (flat)
Rear leg glide (rocker).



Options

Finish Options:

Optional Plated Finishes: (50 piece minimum)
Chrome finish, specify C1.
Chairs: add \$92.00.
Barstools: add \$172.50.
Satin Nickel Chrome, specify SNC.
Chairs: add \$115.00.
Barstools: add \$195.50.
Less than minimum:
1-23: add \$15.00 to Optional Plated Price.
24-49: add \$7.50 to Optional Plated Price.

Seat Options:



Upholstered 1" pullover style seat: deduct \$25.00, specify USS.
COM: .45 yards.



COMFORTweb® seat: deduct \$21.50. Specify CWS. Features flexible stretc - band support for luxurious 2" of COMFORTbliss® foam. NOTE: Seat will add 1" to depth of chair.
COM: .45 yards.



Cobbler Wood Waterfall Seat: add \$35.00, specify CWF.
COM: .45 yards.

• Two-Tone welt on upholstered seats, specify TTS, add: \$5.00.

Rack Option:



Specify -RACK after model number, add: \$45.00. See page 135 for details. *Not available on swivel barstools.*

Custom Back Design Program: Refer to Custom Back Section page 119.

Textile Options:

(For upholstered seats)

Add to base (Gr.4) pricing:

Grade 5	\$ 4.50
Grade 6	\$10.35
Grade 7	\$13.95
Grade 8	\$16.65
Grade 9	\$19.35
Grade 10	\$25.65

• For pricing on grades 11-24, refer to the Upholstery Grading Chart on page 18.

• For textile selections, grades 4-10, refer to the Finish/Color Selector.





• COM (Customer's Own Material), refer to page 15.

Other Options:

• Premium metal base glide: add \$5.00. Specify MBG.



Americana Woods Series | Wood Seat and Back

952 Americana Woods		Specification	Other
	Quantity	17-1/2"w x 20"d x 32"h Actual Wgt: 15.25 lbs. ea. Shipping Wgt: 24.5 lbs. ea. Freight Class: 175 2 per carton, 12.25 cu. ft. Recycled Content: 21.11%	Features Maple ply contoured wood back and Saddle Style wood seat. Refer to Finish/Color Selector for stain colors and page 17 for Premier stain upcharge.
	1-23 340.50		
	24-99 330.50		
	100-399 325.50		
	400+ 323.00		
952-30 Americana Woods Barstool		Specification	Other
	Quantity	17-1/2"w x 20"d x 42-1/2"h Actual Wgt: 19.5 lbs. ea. Shipping Wgt: 27.25 lbs. ea. Freight Class: 250 2 per carton, 18.25 cu. ft. Recycled Content: 22.44%	Features contoured Maple ply wood back and Saddle Style wood seat. Refer to Finish/Color Selector for stain colors and page 17 for Premier stain upcharge. Footrest: Specify Gold (GAF), Satin Silver (SSF), or Black (BAF).
	1-9 390.50		
	10-49 380.50		
	50-99 375.50		
	100+ 373.00		
901-30/952 Americana Woods Swivel Barstool		Specification	Other
	Quantity	18-1/2"w x 21"d x 42-1/2"h Actual Wgt: 29.5 lbs. ea. Shipping Wgt: 37.25 lbs. ea. Freight Class: 250 2 per carton, 18.25 cu. ft. Recycled Content: 25.63%	Features Maple ply contoured wood back and Saddle Style wood seat. Refer to Finish/Color Selector for stain colors and page 17 for Premier stain upcharge. Specify Brass (BRT) or Chrome (CRT) footrest. Memory return swivel standard.
	1-9 525.50		
	10-49 515.50		
	50-99 510.50		
	100+ 508.00		
902-30/952 Americana Woods Swivel Barstool		Specification	Other
	Quantity	18-1/2"w x 21"d x 42-1/2"h Actual Wgt: 29.5 lbs. ea. Shipping Wgt: 37.25 lbs. ea. Freight Class: 250 2 per carton, 18.25 cu. ft. Recycled Content: 25.63%	Features Maple ply contoured wood back and Saddle Style wood seat. Refer to Finish/Color Selector for stain colors and page 17 for Premier stain upcharge. Specify Brass (BRT) or Chrome (CRT) footrest. Memory return swivel standard.
	1-9 525.50		
	10-49 515.50		
	50-99 510.50		
	100+ 508.00		

Standard Features

Standard Powdercoat Colors:
Refer to Finish/Color Selector.

Other:
Non-marring clear butyrate glides.
Front leg glide (flat)
Rear leg glide (rockers).



Options

Finish Options:

Optional Plated Finishes:
(50 piece minimum)

Chrome finish, specify C1.
Chairs: add \$92.00.

Barstools: add \$172.50.

Satin Nickel Chrome, specify SNC.

Chairs: add \$115.00.

Barstools: add \$195.50.

Less than minimum:

1-23: add \$15.00 to Optional Plated Price.

24-49: add \$7.50 to Optional Plated Price.

Seat Options:



Upholstered 1" pullover style seat: deduct \$25.00, specify USS.
COM: .45 yards.



COMFORTweb® seat: deduct \$21.50. Specify CWS. Features flexible stretch band support for luxurious 2" of COMFORTbliss® foam. NOTE: Seat will add 1" to depth of chair. COM: .45 yards.



Cobbler Wood Waterfall Seat: add \$35.00, specify CWF. COM: .45 yards.

• Two-Tone welt on upholstered seats, specify TTS, add: \$5.00.

Rack Option:



Specify -RACK after model number, add: \$45.00. See page 135 for details. *Not available on swivel barstools.*

Custom Back Design Program: Refer to Custom Back Section page 119.

Textile Options:

(For upholstered seats)

Add to base (Gr.4) pricing:

Grade 5	\$ 4.50
Grade 6	\$10.35
Grade 7	\$13.95
Grade 8	\$16.65
Grade 9	\$19.35
Grade 10	\$25.65

• For pricing on grades 11-24, refer to the Upholstery Grading Chart on page 18.

• For textile selections, grades 4-10, refer to the Finish/Color Selector.





• COM (Customer's Own Material), refer to page 15.

Other Options:

• Premium metal base glide: add \$5.00. Specify MBG.



Americana Woods Series | Wood Seat and Back

953 Americana Woods		Specification	Other
	Quantity	17-1/2"w x 20-1/4"d x 33-1/2"h Actual Wgt: 15.0 lbs. ea. Shipping Wgt: 24.5 lbs. ea. Freight Class: 175 2 per carton, 12.25 cu. ft. Recycled Content: 21.47%	Features Maple ply, contoured wood back and Saddle Style wood seat. Refer to Finish/Color Selector for stain colors and page 17 for Premier stain upcharge.
	1-23	340.50	
	24-99	330.50	
	100-399	325.50	
	400+	323.00	
953-30 Americana Woods Barstool		Specification	Other
	Quantity	17-1/2"w x 20-1/4"d x 43-1/2"h Actual Wgt: 19.0 lbs. ea. Shipping Wgt: 26.75 lbs. ea. Freight Class: 250 2 per carton, 18.25 cu. ft. Recycled Content: 23.03%	Features Maple ply, contoured wood back and Saddle Style wood seat. Refer to Finish/Color Selector for stain colors and page 17 for Premier stain upcharge. Footrest: Specify Gold (GAF), Satin Silver (SSF), or Black (BAF).
	1-9	390.50	
	10-49	380.50	
	50-99	375.50	
	100+	373.00	
901-30/953 Americana Woods Swivel Barstool		Specification	Other
	Quantity	18-1/2"w x 21-1/2"d x 43"h Actual Wgt: 29.25 lbs. ea. Shipping Wgt: 37.00 lbs. ea. Freight Class: 250 2 per carton, 18.25 cu. ft. Recycled Content: 25.85%	Features Maple ply contoured wood back and Saddle Style wood seat. Refer to Finish/Color Selector for stain colors and page 17 for Premier stain upcharge. Specify Brass (BRT) or Chrome (CRT) footring. Memory return swivel standard.
	1-9	525.50	
	10-49	515.50	
	50-99	510.50	
	100+	508.00	
902-30/953 Americana Woods Swivel Barstool		Specification	Other
	Quantity	18-1/2"w x 21-1/2"d x 43"h Actual Wgt: 29.25 lbs. ea. Shipping Wgt: 37.00 lbs. ea. Freight Class: 250 2 per carton, 18.25 cu. ft. Recycled Content: 25.85%	Features Maple ply contoured wood back and Saddle Style wood seat. Refer to Finish/Color Selector for stain colors and page 17 for Premier stain upcharge. Specify Brass (BRT) or Chrome (CRT) footring. Memory return swivel standard.
	1-9	525.50	
	10-49	515.50	
	50-99	510.50	
	100+	508.00	

Standard Features

Standard Powdercoat Colors:
Refer to Finish/Color Selector.

Other:
Non-marring clear butyrate glides.
Front leg glide (flat)
Rear leg glide (rocker).



Options

Finish Options:

Optional Plated Finishes:
(50 piece minimum)
Chrome finish, specify C1.
Chairs: add \$92.00.
Barstools: add \$172.50.
Satin Nickel Chrome, specify SNC.
Chairs: add \$115.00.
Barstools: add \$195.50.
Less than minimum:
1-23: add \$15.00 to Optional Plated Price.
24-49: add \$7.50 to Optional Plated Price.

Seat Options:



Upholstered 1" pullover style seat: deduct \$25.00, specify USS.
COM: .45 yards.



COMFORTweb® seat: deduct \$21.50. Specify CWS. Features flexible stretch band support for luxurious 2" of COMFORTbliss® foam. NOTE: Seat will add 1" to depth of chair.
COM: .45 yards.



Cobbler Wood Waterfall Seat: add \$35.00, specify CWF.
COM: .45 yards.

- Two-Tone welt on upholstered seats, specify TTS, add: \$5.00.

Rack Option:



Specify -RACK after model number, add: \$45.00. See page 135 for details. *Not available on swivel barstools.*

Custom Back Design Program: Refer to Custom Back Section page 119.

Textile Options:

(For upholstered seats)

Add to base (Gr.4) pricing:

Grade 5	\$ 4.50
Grade 6	\$10.35
Grade 7	\$13.95
Grade 8	\$16.65
Grade 9	\$19.35
Grade 10	\$25.65

- For pricing on grades 11-24, refer to the Upholstery Grading Chart on page 18.
- For textile selections, grades 4-10, refer to the Finish/Color Selector.
- COM (Customer's Own Material), refer to page 15.


Other Options:

- Premium metal base glide: add \$5.00. Specify MBG.




Americana Woods Series


959 Americana Woods Chair

	Quantity	COM/ Gr.4	Gr.5	Gr.6	Gr.7	Gr.8	Gr.9	Gr.10	Specification	Other
	1-23	305.00	309.50	315.35	318.95	321.65	324.35	330.65	17-1/2"w x 20"d x 32-1/2"h COM: .45 Yards Actual Wgt: 15.25 lbs. Shipping Wgt: 24.5 lbs. Freight Class: 175 2 per carton, 12.25 cu. ft. Recycled Content: 21.11%	Features an Upholstered 1" pullover style seat with a Maple ply, contoured wood back. Refer to Finish/Color Selector for stain colors and page 17 for Premier stain upcharge.
	24-99	295.00	299.50	305.35	308.95	311.65	314.35	320.65		
	100-399	290.00	294.50	300.35	303.95	306.65	309.35	315.65		
	400+	287.50	292.00	297.85	301.45	304.15	306.85	313.15		

959-30 Americana Woods Barstool

	Quantity	COM/ Gr.4	Gr.5	Gr.6	Gr.7	Gr.8	Gr.9	Gr.10	Specification	Other
	1-9	355.00	359.50	365.35	368.95	371.65	374.35	380.65	17-1/2"w x 20"d x 43"h COM: .45 Yards Actual Wgt: 19.5 lbs. Shipping Wgt: 27.25 lbs. Freight Class: 250 2 per carton, 18.25 cu. ft. Recycled Content: 22.44%	Features an Upholstered 1" pullover style seat with a Maple ply, contoured wood back. Refer to Finish/Color Selector for stain colors and page 17 for Premier stain upcharge. Footrest: Specify Gold (GAF), Satin Silver (SSF), or Black (BAF).
	10-49	345.00	349.50	355.35	358.95	361.65	364.35	370.65		
	50-99	340.00	344.50	350.35	353.95	356.65	359.35	365.65		
	100+	337.50	342.00	347.85	351.45	354.15	356.85	363.15		

959-N Chairs Nest Frame-on-Frame up to 6 High

	Quantity	COM/ Gr.4	Gr.5	Gr.6	Gr.7	Gr.8	Gr.9	Gr.10	Specification	Other
	1-23	330.00	334.50	340.35	343.95	346.65	349.35	355.65	18-1/2"w x 22"d x 34"h COM: .45 Yards Actual Wgt: 17.9 lbs. ea. Shipping Wgt: 26.5 lbs. ea. Freight Class: 175 2 per carton, 12.25 cu. ft. Recycled Content: 23.85%	Features an Upholstered 1" pullover style seat with a Maple ply, contoured wood back. Refer to Finish/Color Selector for stain colors and page 17 for Premier stain upcharge.
	24-99	320.00	324.50	330.35	333.95	336.65	339.35	345.65		
	100-399	315.00	319.50	325.35	328.95	331.65	334.35	340.65		
	400+	312.50	317.00	322.85	326.45	329.15	331.85	338.15		

Standard Features

Standard Powdercoat Colors:

Refer to Finish/Color Selector.

Other:

Non-marring clear butyrate glides.
Front leg glide (flat)
Rear leg glide (rocker).



Options

Finish Options:

Optional Plated Finishes: (50 piece minimum)

Chrome finish, specify C1.

Chairs: add \$92.00.

Barstools: add \$172.50.

Satin Nickel Chrome, specify SNC.

Chairs: add \$115.00.

Barstools: add \$195.50.

Less than minimum:

1-23: add \$15.00 to Optional Plated Price.

24-49: add \$7.50 to Optional Plated Price.

Seat Option:



COMFORTweb® seat: deduct \$21.50. Specify CWS. Features flexible stretchband support for luxurious 2" of COMFORTbliss® foam. NOTE: Seat will add 1" to depth of chair. COM: .45 yards.

Rack Option:



Specify -RACK after model number, add: \$45.00. See page 135 for details. *Not available on 959-N.*

Custom Back Design

Program: Refer to Custom Back Section page 119.

Textile Options:

- For pricing on grades 11-24, refer to the Upholstery Grading Chart on page 18.
- For textile selections, grades 4-10, refer to the Finish/Color Selector.
- COM (Customer's Own Material), refer to page 15.

Other Options:

- Premium metal base glide: add \$5.00. Specify MBG.

To Order:

All orders must specify:

- Ship To address.
- Any critical opening dates.
- Model number.
- Frame finish by number and color name.
- Upholstery selection by pattern name, color number and name.
- Stain color and number.



Schoolhouse | Wood Seat and Back

981 Classic Schoolhouse Chair



Quantity

1-23	404.25
24-99	394.25
100-399	389.25
400+	386.75

Specification

18-1/2"w x 23-1/2"d x 34"h
Actual Wgt: 20.0 lbs. ea.
Shipping Wgt: 26 lbs. ea
Freight Class: 175
2 per carton, 12.25 cu. ft.
Recycled Content: 23.45%

Other

Features contoured Maple ply back upper back with lower lumbar support spokes and Saddle Style Maple ply seat.
Refer to Finish/Color Selector for stain colors and page 17 for Premier stain upcharge.

981-AR Classic Schoolhouse Armchair



Quantity

1-23	549.25
24-99	539.25
100-399	534.25
400+	531.75

Specification

23-1/2"w x 23-1/2"d x 34"h
Arm Height: 25-3/4"
Actual Wgt: 22.25 lbs. ea.
Shipping Wgt: 29.75 lbs. ea.
Freight Class: 250
2 per carton, 21.75cu. ft.
Recycled Content: 24.22%

Other

Features contoured Maple ply upper back with lower lumbar support spokes and Saddle Style Maple ply seat. Full length solid maple arm caps.
Refer to Finish/Color Selector for stain colors and page 17 for Premier stain upcharge.

981-30 Classic Schoolhouse Barstool



Quantity

1-9	454.25
10-49	444.25
50-99	439.25
100+	436.75

Specification

17-1/4"w x 21"d x 43"h
Actual Wgt: 24.5 lbs. ea.
Shipping Wgt: 32.25 lbs. ea.
Freight Class: 250
2 per carton, 18.25 cu. ft.
Recycled Content: 22.71%

Other

Features contoured Maple ply upper back with lower lumbar support spokes and Saddle Style Maple ply seat. Refer to Finish/Color Selector for stain colors and page 17 for Premier stain upcharge. Footrest: Specify Gold (GAF), Satin Silver (SSF), or Black (BAF).

901-30/981 Classic Schoolhouse Swivel Barstool



Quantity

1-9	589.25
10-49	579.25
50-99	574.25
100+	571.75

Specification

18-1/2"w x 20-1/2"d x 43-1/2"h
Actual Wgt: 31.0 lbs. ea.
Shipping Wgt: 38.75 lbs. ea.
Freight Class: 250
2 per carton, 18.25 cu. ft.
Recycled Content: 27.32%

Other

Features contoured Maple ply upper back with lower lumbar support spokes and Saddle Style Maple ply seat. Refer to Finish/Color Selector for stain colors and page 17 for Premier stain upcharge. Specify Brass (BRT) or Chrome (CRT) footring.

Standard Features

Standard Powdercoat Colors:

Refer to Finish/Color Selector.

Other:

Non-marring clear butyrate glides.:
Rear leg glide (rocker).
Front leg glide (flat)

Memory Return Swivels on all Swivel Barstools.

Custom Back Design

Program: Refer to Custom Back Section page 119.



Options

Textile Options:

Add to base (Gr.4) pricing:

Grade 5	\$ 4.50
Grade 6	\$10.35
Grade 7	\$13.95
Grade 8	\$16.65
Grade 9	\$19.35
Grade 10	\$25.65

- For pricing on grades 11-24, refer to the Upholstery Grading Chart on page 18.
- For textile selections, grades 3-9, refer to the Finish/Color Selector.
- COM (Customer's Own Material), refer to page 15.



Upholstery Options:

Upholstered 1" pullover style seat: deduct \$25.00. Specify USS. COM: .45 Yards



COMFORTweb® seat: deduct \$21.50. Specify CWS. Features flexible stretchband support for luxurious COMFORTbliss® foam. COM: .45 Yards.



Cobbler Wood Waterfall Seat: add \$35.00. Specify CWF. COM: .45 Yards.



Antique Brass Nail Edge (upholstered seats only) : add \$30.00. Specify BNE.



Antique Brass Nail Trim (inner back only): add \$30.00. Specify BNI. On "UB" models only.

Rack Option:



Specify -RACK after model number, add: \$45.00. See page 135 for details.

Not available on swivel barstools.

Other Options:

Premium metal base glide: add \$5.00. Specify MBG.
Bent ply oak seat and back: add \$7.50. Specify EWO.



Schoolhouse Series

902-30/981 Classic Schoolhouse Swivel Barstool



Quantity

1-9	589.25
10-49	579.25
50-99	574.25
100+	571.75

Specification

18-1/2"w x 20-1/2"d x 43-1/2"h
Actual Wgt: 31.0 lbs. ea.
Shipping Wgt: 38.75 lbs. ea.
Actual Wgt: 250
2 per carton, 18.25 cu. ft.
Recycled Content: 27.32%

Other

Features contoured Maple ply upper back with lower lumbar support spokes and Saddle Style Maple ply seat. Refer to Finish/Color Selector for stain colors and page 17 for Premier stain upcharge. Specify Brass (BRT) or Chrome (CRT) footring.

981-UB Classic Schoolhouse Chair with Upholstered Back



Quantity	COM/ Gr.4	Gr.5	Gr.6	Gr.7	Gr.8	Gr.9	Gr.10
1-23	393.75	399.25	406.40	410.80	414.10	417.40	425.10
24-99	383.75	389.25	396.40	400.80	404.10	407.40	415.10
100-399	378.75	384.25	391.40	395.80	399.10	402.40	410.10
400+	376.25	381.75	388.90	393.30	396.60	399.90	407.60

Specification

18-1/2"w x 23-1/2"d x 34"h
COM: .55 Yards
Actual Wgt: 20.0 lbs. ea.
Shipping Wgt: 29.5 lbs. ea.
Freight Class: 175
2 per carton, 12.25 cu. ft.
Recycled Content: 18.90%

Other

Features contoured Maple ply upper back with upholstered lower back and saddle style maple ply seat. Refer to Finish/Color Selector for stain colors and page 17 for Premier stain upcharge.

981-AR-UB Classic Schoolhouse Armchair with Upholstered Back



Quantity	COM/ Gr.4	Gr.5	Gr.6	Gr.7	Gr.8	Gr.9	Gr.10
1-23	538.75	544.25	551.40	555.80	559.10	562.40	570.10
24-99	528.75	534.25	541.40	545.80	549.10	552.40	560.10
100-399	523.75	529.25	536.40	540.80	544.10	547.40	555.10
400+	521.25	526.75	533.90	538.30	541.60	544.90	552.60

Specification

23-1/2"w x 23-1/2"d x 34"h
Arm Height: 25-3/4"
COM: .55 Yards
Actual Wgt: 22.25 lbs. ea.
Shipping Wgt: 29.75 lbs. ea.
Freight Class: 250
2 per carton, 21.75 cu. ft.
Recycled Content: 20.13%

Other

Features contoured Maple ply upper back with lower upholstered back and Saddle Style Maple ply seat. Full length solid maple arm caps. Refer to Finish/Color Selector for stain colors and page 17 for Premier stain upcharge.

981-30-UB Classic Schoolhouse Barstool w/Upholstered Back



Quantity	COM/ Gr.4	Gr.5	Gr.6	Gr.7	Gr.8	Gr.9	Gr.10
1-9	443.75	449.25	456.40	460.80	464.10	467.40	475.10
10-49	433.75	439.25	446.40	450.80	454.10	457.40	465.10
50-99	428.75	434.25	441.40	445.80	449.10	452.40	460.10
100+	426.25	431.75	438.90	443.30	446.60	449.90	457.60

Specification

17-1/4"w x 21"d x 43"h
COM: .55 Yards
Actual Wgt: 24.5 lbs. ea.
Shipping Wgt: 32.25 lbs. ea.
Freight Class: 250
2 per carton, 18.25 cu. ft.
Recycled Content: 20.14%

Other

Features contoured Maple ply upper back with lower upholstered back and saddle style maple ply seat. Refer to Finish/Color Selector for stain colors and page 17 for Premier stain upcharge. Footrest: Specify Gold (GAF), Satin Silver (SSF), or Black (BAF).

Standard Features

Standard Powdercoat Colors:

Refer to Finish/Color Selector.

Other:

Non-marring clear butyrate glides.:
Rear leg glide (rocker).
Front leg glide (flat)
Memory Return Swivels on all Swivel Barstools.

Custom Back Design

Program: Refer to Custom Back Section page 119.



Options

Textile Options:

Add to base (Gr.4) pricing:	
Grade 5	\$ 4.50
Grade 6	\$10.35
Grade 7	\$13.95
Grade 8	\$16.65
Grade 9	\$19.35
Grade 10	\$25.65

- For pricing on grades 11-24, refer to the Upholstery Grading Chart on page 18.
- For textile selections, grades 3-9, refer to the Finish/Color Selector.
- COM (Customer's Own Material), refer to page 15.



Upholstery Options:

Upholstered 1" pullover style seat: deduct \$25.00. Specify USS. COM: .45 Yards



COMFORTweb® seat: deduct \$21.50. Specify CWS. Features flexible stretchband support for luxurious COMFORTbliss® foam. COM: .45 Yards.



Cobbler Wood Waterfall Seat: add \$35.00. Specify CWF. COM: .45 Yards.



Antique Brass Nail Edge (upholstered seats only) : add \$30.00. Specify BNE.



Antique Brass Nail Trim (inner back only): add \$30.00. Specify BNI. On "UB" models only.

Rack Option:



Specify -RACK after model number, add: \$45.00. See page 135 for details. *Not available on swivel barstools.*

Other Options:

Premium metal base glide: add \$5.00. Specify MBG.
Bent ply oak seat and back: add \$7.50. Specify EWO.



Schoolhouse Series

901-30/981-UB Classic Schoolhouse Swivel Barstool w/Upholstered Back



Quantity	COM/ Gr.4	Gr.5	Gr.6	Gr.7	Gr.8	Gr.9	Gr.10
1-9	578.75	584.25	591.40	595.80	599.10	602.40	610.10
10-49	568.75	574.25	581.40	585.80	589.10	592.40	600.10
50-99	563.75	569.25	576.40	580.80	584.10	587.40	595.10
100+	561.25	566.75	573.90	578.30	581.60	584.90	592.60

Specification

18-1/2"w x 20-1/2"d x 43-1/2"h
COM: .55 Yards
Actual Wgt: 31.0 lbs. ea.
Shipping Wgt: 38.75 lbs. ea.
Freight Class: 250
2 per carton, 18.25 cu. ft.
Recycled Content: 25.29%

Other

Features contoured Maple ply upper back with upholstered lower back and saddle style maple ply seat.
Refer to Finish/Color Selector for stain colors and page 17 for Premier stain upcharge. Specify Brass (BRT) or Chrome (CRT) footing.

902-30/981-UB Classic Schoolhouse Swivel Barstool w/Upholstered Back



Quantity	COM/ Gr.4	Gr.5	Gr.6	Gr.7	Gr.8	Gr.9	Gr.10
1-9	578.75	584.25	591.40	595.80	599.10	602.40	610.10
10-49	568.75	574.25	581.40	585.80	589.10	592.40	600.10
50-99	563.75	569.25	576.40	580.80	584.10	587.40	595.10
100+	561.25	566.75	573.90	578.30	581.60	584.90	592.60

Specification

18-1/2"w x 20-1/2"d x 43-1/2"h
COM: .55 Yards
Actual Wgt: 31.0 lbs. ea.
Shipping Wgt: 38.75 lbs. ea.
Freight Class: 250
2 per carton, 18.25 cu. ft.
Recycled Content: 25.29%

Other

Features contoured Maple ply upper back with upholstered lower back and saddle style maple ply seat.
Refer to Finish/Color Selector for stain colors and page 17 for Premier stain upcharge. Specify Brass (BRT) or Chrome (CRT) footing.

Standard Features

Standard Powdercoat Colors:
Refer to Finish/Color Selector.

Other:

Non-marring clear butyrate glides.:
Rear leg glide (rocker).
Front leg glide (flat)
Memory Return Swivels on all Swivel Barstools.

Custom Back Design

Program: Refer to
Custom Back Section page
119.



Options

Textile Options:

- Add to base (Gr.4) pricing:
- | | |
|----------|---------|
| Grade 5 | \$ 4.50 |
| Grade 6 | \$10.35 |
| Grade 7 | \$13.95 |
| Grade 8 | \$16.65 |
| Grade 9 | \$19.35 |
| Grade 10 | \$25.65 |
- For pricing on grades 11-24, refer to the Upholstery Grading Chart on page 18.
 - For textile selections, grades 3-9, refer to the Finish/Color Selector.
 - COM (Customer's Own Material), refer to page 15.



Upholstery Options:
Upholstered 1" pullover style seat: deduct \$25.00.
Specify USS.
COM: .45 Yards



COMFORTweb® seat:
deduct \$21.50. Specify CWS. Features flexible stretchband support for luxurious COMFORTbliss® foam. COM: .45 Yards.



Cobbler Wood Waterfall Seat: add \$35.00.
Specify CWF.
COM: .45 Yards.



Antique Brass Nail Edge (upholstered seats only) : add \$30.00. Specify BNE.




Antique Brass Nail Trim (inner back only): add \$30.00. Specify BNI. On "UB" models only.


Other Options:


Premium metal base glide: add \$5.00. Specify MBG.
Bent ply oak seat and back: add \$7.50. Specify EWO.




DinePlus 20™ | 20" Seat Width

983 Upholstered Seat and Back									Specification	Other
	Quantity	COM/ Gr.4	Gr.5	Gr.6	Gr.7	Gr.8	Gr.9	Gr.10	20"w x 22-1/2"d x 34"h COM: 1.20 Yards Actual Wgt: 21.8 lbs. ea Shipping Wgt: 27.50 lbs.ea. Freight Class: 175 2 per carton, 13.75 cu. ft.	
	1-23	393.75	405.75	421.35	430.95	438.15	445.35	462.15		
	24-99	383.75	395.75	411.35	420.95	428.15	435.35	452.15		
	100-399	378.75	390.75	406.35	415.95	423.15	430.35	447.15		
	400+	376.25	388.25	403.85	413.45	420.65	427.85	444.65		


983-30 Upholstered Seat and Back Barstool									Specification	Other
	Quantity	COM/ Gr.4	Gr.5	Gr.6	Gr.7	Gr.8	Gr.9	Gr.10	18"w x 20-1/2"d x 43-1/2"h COM: 1.20 Yards Actual Wgt: 25.1 lbs. ea Shipping Wgt: 29.6 lbs.ea. Freight Class: 250 1 per carton, 12.25 cu. ft.	Footrest: Specify Gold (GAF), Satin Silver (SSF), or Black (BAF).
	1-9	443.75	455.75	471.35	480.95	488.15	495.35	512.15		
	10-49	433.75	445.75	461.35	470.95	478.15	485.35	502.15		
	50-99	428.75	440.75	456.35	465.95	473.15	480.35	497.15		
	100+	426.25	438.25	453.85	463.45	470.65	477.85	494.65		

983-DES Upholstered Seat and Back with Drop Edge Seat									Specification	Other
	Quantity	COM/ Gr.4	Gr.5	Gr.6	Gr.7	Gr.8	Gr.9	Gr.10	20-1/2"w x 22-1/2"d x 34"h COM: 1.25 Yards Actual Wgt: 23.2 lbs. ea Shipping Wgt: 27.50 lbs.ea. Freight Class: 175 2 per carton, 13.75 cu. ft.	
	1-23	451.50	464.00	480.25	490.25	497.75	505.25	522.75		
	24-99	441.50	454.00	470.25	480.25	487.75	495.25	512.75		
	100-399	436.50	449.00	465.25	475.25	482.75	490.25	507.75		
	400+	434.00	446.50	462.75	472.75	480.25	487.75	505.25		

983-30-DES Upholstered Seat and Back with Drop Edge Seat Barstool									Specification	Other
	Quantity	COM/ Gr.4	Gr.5	Gr.6	Gr.7	Gr.8	Gr.9	Gr.10	18-1/2"w x 21"d x 43-1/2"h COM: 1.25 Yards Actual Wgt: 26.5 lbs. ea Shipping Wgt: 31 lbs.ea. Freight Class: 250 1 per carton, 12.25 cu. ft.	Footrest: Specify Gold (GAF), Satin Silver (SSF), or Black (BAF).
	1-9	501.50	514.00	530.25	540.25	547.75	555.25	572.75		
	10-49	491.50	504.00	520.25	530.25	537.75	545.25	562.75		
	50-99	486.50	499.00	515.25	525.25	532.75	540.25	557.75		
	100+	484.00	496.50	512.75	522.75	530.25	537.75	555.25		

Standard Features

Standard Powdercoat Colors:
Refer to Finish/Color Selector.



COMFORTweb® seat features flexible stretchband support padded with 2" of luxurious COMFORTbliss® foam. Standard on model 983.



Thicker, fuller COMFORTweb® seat cushion with drop down edge. Standard on model 983-DES.

Other:

Non-marring clear butyrate glides..
Front leg glide (flat)
Rear leg glide (rocker).



Options



Arm Chair with full length, solid maple arm caps, specify -AR; add: \$145.00. Refer to Finish/Color Selector for stain finish.

Arm height: 25-3/4"
Armchair width: 24"



Casters, specify "2C", for two front chair casters only, add: \$17.50.

Other Options:

- Premium metal base glide: add \$5.00. Specify MBG.

ProBax® Option

Specify (PRO), add: \$17.50.
Refer to page 31.




Textile Options:

- For pricing on grades 11-24, refer to the Upholstery Grading Chart on page 18.
- For textile selections, grades 4-10, refer to the Finish/Color Selector.
- COM (Customer's Own Material), refer to page 15.




Dine Focus®

985 Dine Focus Chair

	Specification								Other
	Quantity	COM/ Gr.4	Gr.5	Gr.6	Gr.7	Gr.8	Gr.9	Gr.10	
	1-23	530.25	543.25	560.15	570.55	578.35	586.15	604.35	
	24-99	520.25	533.25	550.15	560.55	568.35	576.15	594.35	
	100-399	515.25	528.25	545.15	555.55	563.35	571.15	589.35	
400+	512.75	525.75	542.65	553.05	560.85	568.65	586.85		
20-1/2"w x 23-1/2"d x 34-1/2"h COM: 1.50 Yards Actual Wgt: 21.0 lbs. ea. Shipping Wgt: 26.5 lbs. ea. Freight Class: 175 2 per carton, 13.75 cu. ft. Recycled Content: 25.89%									COMFORTweb® seat standard.

985-30 Dine Focus Barstool

	Specification								Other
	Quantity	COM/ Gr.4	Gr.5	Gr.6	Gr.7	Gr.8	Gr.9	Gr.10	
	1-9	580.25	593.25	610.15	620.55	628.35	636.15	654.35	
	10-49	570.25	583.25	600.15	610.55	618.35	626.15	644.35	
	50-99	565.25	578.25	595.15	605.55	613.35	621.15	639.35	
100+	562.75	575.75	592.65	603.05	610.85	618.65	636.85		
20-1/2"w x 22-1/2"d x 45-3/4"h COM: 1.50 Yards Actual Wgt: 25.5 lbs. ea. Shipping Wgt: 33.5 lbs. ea. Freight Class: 250 1 per carton, 22.25 cu. ft. Recycled Content: 25.21%									COMFORTweb® seat standard. Footrest: Specify Gold (GAF), Satin Silver (SSF), or Black (BAF).

Standard Features

Standard Powdercoat Colors:

Refer to Finish/Color Selector.

MTS COMFORTweb® support system provides exceptional comfort for extended seating. A



luxurious layer of COMFORTbliss® foam supported by flexible rubber and polypropylene stretchband material delivers responsive, reliable comfort.



Deep contoured back design for added comfort.



5" Thick, Full COMFORTweb® seat cushion with drop down edge.

Other:

Non-marring clear butyrate glides.

Front leg glide (flat)

Rear leg glide (rocker).



Options

Textile Options:

- For pricing on grades 11-24, refer to the Upholstery Grading Chart on page 18.
- For textile selections, grades 4-10, refer to the Finish/Color Selector.
- COM (Customer's Own Material), refer to page 15.

Other Options:

- Premium metal base glide:
add \$5.00.
Specify MBG.

Back Nail Trim, Antique Brass:
Specify, BNE and add: \$30.00



Arm Chair Option:
Arm Chair with full length, solid maple arm caps, specify -AR; add: \$145.00.
Refer to Finish/Color Selector for stain finish.



Arm height: 25-3/4"
Armchair width: 23-3/4"

Button Tufting Inner Back:
Specify, BTI and add: \$25.00



Button Tufting Outer Back:
Specify, BTO and add: \$25.00



To Order:


All orders must specify:

- Ship To address.
- Any critical opening dates.
- Model number.
- Frame finish by number and color name.
- Upholstery selection by pattern name, color number and name.
- Stain color and number.




Dine Focus®

985-DDES Dine Focus Chair

	Quantity	COM/ Gr.4	Gr.5	Gr.6	Gr.7	Gr.8	Gr.9	Gr.10	20-1/4" w x 23 x 34" h COM: 1.70 Yards Actual Wgt: 22.5 lbs. ea. Shipping Wgt: 28 lbs. ea. Freight Class: 250 2 per carton, 18.25 cu. ft. Recycled Content: 13.69%	COMFORTweb® seat standard.
	1-23	551.75	566.75	586.25	598.25	607.25	616.25	637.25		
	24-99	541.75	556.75	576.25	588.25	597.25	606.25	627.25		
	100-399	536.75	551.75	571.25	583.25	592.25	601.25	622.25		
	400+	534.25	549.25	568.75	580.75	589.75	598.75	619.75		

985-30-DDES Dine Focus Barstool

	Quantity	COM/ Gr.4	Gr.5	Gr.6	Gr.7	Gr.8	Gr.9	Gr.10	20-1/4"w x 23"d x 45-3/4"h COM: 1.70 Yards Actual Wgt: 28.6 lbs. ea. Shipping Wgt: 36.6 lbs. ea. Freight Class: 250 1 per carton, 16.3 cu. ft. Recycled Content: 17.50%	COMFORTweb® seat standard. Footrest: Specify Gold (GAF), Satin Silver (SSF), or Black (BAF).
	1-9	601.75	616.75	636.25	648.25	657.25	666.25	687.25		
	10-49	591.75	606.75	626.25	638.25	647.25	656.25	677.25		
	50-99	586.75	601.75	621.25	633.25	642.25	651.25	672.25		
	100+	584.25	599.25	618.75	630.75	639.75	648.75	669.75		

Standard Features

Standard Powdercoat Colors:
Refer to Finish/Color Selector.

MTS COMFORTweb® support system provides exceptional comfort for extended seating. A luxurious layer of COMFORTbliss® foam supported by flexible rubber and polypropylene stretchband material delivers responsive, reliable comfort.



Deep contoured back design for added comfort.



8" Thick, Full COMFORTweb® seat cushion with drop down edge.

Other:
Non-marring clear butyrate glides.
Front leg glide (flat)
Rear leg glide (rocker).



Options

Textile Options:

- For pricing on grades 11-24, refer to the Upholstery Grading Chart on page 18.
- For textile selections, grades 4-10, refer to the Finish/Color Selector.
- COM (Customer's Own Material), refer to page 15.

Other Options:

- Premium metal base glide:
add \$5.00.
Specify MBG.



Back Nail Trim, Antique Brass:
Specify, BNE and add: \$30.00



Button Tufting Outer Back:
Specify, BTO and add: \$25.00



Button Tufting Inner Back:
Specify, BTI and add: \$25.00

To Order:

All orders must specify:

1. Ship To address.
2. Any critical opening dates.
3. Model number.
4. Frame finish by number and color name.
5. Upholstery selection by pattern name, color number and name.
6. Stain color and number.



New Rack Option

Ideal for high-traffic venues, the Americana and Schoolhouse series chairs have optional built-in rack to keep items dry and off of the floor. These rugged chairs are built in the USA to the highest quality standards and

backed by a 5-year structural frame warranty. Also available on Americana and Schoolhouse barstools. *Not available on swivel barstools.*

Add \$45.00 to standard price.



Add design flair with custom backs, using your own logo!




Laser-cut metal, laser-cut/CNC cut wood, or laser-etched wood allows you to create a custom look that is one-of-a-kind! See page 119 or custom design pricing.




Americana | Backless Barstools


910-30 Traditional Backless Barstool

	Specification								Other
	Quantity	COM/ Gr.4	Gr.5	Gr.6	Gr.7	Gr.8	Gr.9	Gr.10	
	1-9	348.75	352.75	357.95	361.15	363.55	365.95	371.55	
	10-49	338.75	342.75	347.95	351.15	353.55	355.95	361.55	
	50-99	333.75	337.75	342.95	346.15	348.55	350.95	356.55	
100+	331.25	335.25	340.45	343.65	346.05	348.45	354.05		
18-1/2" x 18-1/2" x 30-1/2"h COM .40 Yards Actual Wgt: 17.0 lbs. ea. Shipping Wgt: 19.5 lbs. ea. Freight Class: 250 2 per carton, 16.25 cu. ft. Recycled Content: 40.56%									Light Brass Footring standard, specify CRT for chrome footring.

911-30 Traditional Backless Barstool w/Nail Trim

	Specification								Other
	Quantity	COM/ Gr.4	Gr.5	Gr.6	Gr.7	Gr.8	Gr.9	Gr.10	
	1-9	389.25	393.25	398.45	401.65	404.05	406.45	412.05	
	10-49	379.25	383.25	388.45	391.65	394.05	396.45	402.05	
	50-99	374.25	378.25	383.45	386.65	389.05	391.45	397.05	
100+	371.75	375.75	380.95	384.15	386.55	388.95	394.55		
18-1/2" x 18-1/2" x 30-1/2"h COM .40 Yards Actual Wgt: 17.25 lbs. ea. Shipping Wgt: 19.5 lbs. ea. Freight Class: 250 2 per carton, 16.25 cu. ft. Recycled Content: 39.97%									Antique Brass Nail Trim standard. Light Brass Footring standard. Specify CRT for chrome footring.

912-30 Traditional Backless Barstool w/Comfortweb Seat

	Specification								Other
	Quantity	COM/ Gr.4	Gr.5	Gr.6	Gr.7	Gr.8	Gr.9	Gr.10	
	1-9	391.75	397.25	404.40	408.80	412.10	415.40	423.10	
	10-49	381.75	387.25	394.40	398.80	402.10	405.40	413.10	
	50-99	376.75	382.25	389.40	393.80	397.10	400.40	408.10	
100+	374.25	379.75	386.90	391.30	394.60	397.90	405.60		
18-1/2" x 18-1/2" x 30-1/2"h COM .55 Yards Actual Wgt: 16.5 lbs. ea. Shipping Wgt: 19 lbs. ea. Freight Class: 250 2 per carton, 16.25 cu. ft. Recycled Content: 35.73%									Light Brass Footring standard. Specify CRT for chrome footring.

Standard Features

Standard Powdercoat Colors:
Refer to Finish/Color Selector.

Other:
• Non-marring clear butyrate glides.



Options

Finish Options:

Optional Plated Finishes:
(50 piece minimum)
Chrome finish, specify C1, add: \$ 7.50.

Less than minimum:
1-23: add \$15.00 to Optional Plated Price.
24-49: add \$7.50 to Optional Plated Price.

Upholstery Options:

• Two-Tone "X" stitch:
Specify TTX, add: \$10.00.

On 910-30, specify
welt cord color.



Textile Options:

• For pricing on grades 11-24, refer
to the Upholstery Grading Chart on
page 18.
• For textile selections, grades 4-10,
refer to the Finish/Color Selector.
• COM (Customer's Own Material),
refer to page 15.

Other Options:

• Premium Metal Base Glide, specify
MBG, add: \$5.00.

To Order:


All orders must specify:

1. Ship To address.
2. Any critical opening dates.
3. Model number.
4. Frame finish by number
and color name.
5. Upholstery selection by
pattern name, color
number
and name.
6. Stain color and number.
7. Quantity.




Dine in Style | Backless Barstools


919-30 Backless Barstool

									Specification	Other
	Quantity	COM/ Gr.4	Gr.5	Gr.6	Gr.7	Gr.8	Gr.9	Gr.10	16 3/4"w x 16 3/4"d x 30"h COM: .45 yds. Actual Weight: 15.75 lbs. Shipping Weight: 19.25 lbs. Freight Class: 250 2 per carton 15.42 cu.ft Recycled Content: 25.64%	Footrest: Specify Gold (GAF), Satin Silver (SSF), or Black (BAF).
	1-9	282.75	287.25	293.10	296.70	299.40	302.10	308.40		
	10-49	272.75	277.25	283.10	286.70	289.40	292.10	298.40		
	50-99	267.75	272.25	278.10	281.70	284.40	287.10	293.40		
	100+	265.25	269.75	275.60	279.20	281.90	284.60	290.90		


919-30-DES Backless Barstool with Drop Edge Seat

									Specification	Other
	Quantity	COM/ Gr.4	Gr.5	Gr.6	Gr.7	Gr.8	Gr.9	Gr.10	16 3/4"w x 16 3/4"d x 30"h COM: .70 yds. Actual Weight: 17 lbs. Shipping Weight: 20.5 lbs. Freight Class: 250 2 per carton 15.42 cu.ft Recycled Content: 25.63%	Footrest: Specify Gold (GAF), Satin Silver (SSF), or Black (BAF).
	1-9	323.00	330.00	339.10	344.70	348.90	353.10	362.90		
	10-49	313.00	320.00	329.10	334.70	338.90	343.10	352.90		
	50-99	308.00	315.00	324.10	329.70	333.90	338.10	347.90		
	100+	305.50	312.50	321.60	327.20	331.40	335.60	345.40		

919-30-DES-N Narrow Backless Barstool with Drop Edge Seat

									Specification	Other
	Quantity	COM/ Gr.4	Gr.5	Gr.6	Gr.7	Gr.8	Gr.9	Gr.10	15 1/2"w x 15 1/2"d x 30"h COM: .60 yds. Actual Weight: 16 lbs. Shipping Weight: 19.5 lbs. Freight Class: 250 2 per carton 15.42 cu.ft Recycled Content: 25.16%	Narrow 15-1/2" width. Footrest: Specify Gold (GAF), Satin Silver (SSF), or Black (BAF).
	1-9	323.00	329.00	336.80	341.60	345.20	348.80	357.20		
	10-49	313.00	319.00	326.80	331.60	335.20	338.80	347.20		
	50-99	308.00	314.00	321.80	326.60	330.20	333.80	342.20		
	100+	305.50	311.50	319.30	324.10	327.70	331.30	339.70		

919-30-DDES Backless Barstool with Deep Drop Edge Seat

									Specification	Other
	Quantity	COM/ Gr.4	Gr.5	Gr.6	Gr.7	Gr.8	Gr.9	Gr.10	16 3/4"w x 16 3/4"d x 30"h COM: .80 yds. Actual Weight: 18 lbs. Shipping Weight: 21.5 lbs. Freight Class: 250 2 per carton 15.42 cu.ft Recycled Content: 25.47%	Footrest: Specify Gold (GAF), Satin Silver (SSF), or Black (BAF).
	1-9	339.25	347.25	357.65	364.05	368.85	373.65	384.85		
	10-49	329.25	337.25	347.65	354.05	358.85	363.65	374.85		
	50-99	324.25	332.25	342.65	349.05	353.85	358.65	369.85		
	100+	321.75	329.75	340.15	346.55	351.35	356.15	367.35		

Standard Features

Standard Powdercoat Colors:

Refer to Finish/Color Selector.

Finish Options:

Optional Plated Finishes: (50 piece minimum)

Chrome finish, specify C1, add: \$57.50

Satin Nickel Chrome, specify SNC, add: \$65.00.

Less than minimum:

1-23, add: \$15.00.

24-49, add: \$7.50.

Other

- Non-marring clear butyrate glides.



MTS COMFORTweb®
support system provides exceptional comfort for extended seating. A luxurious layer of COMFORTbliss® foam supported by flexible rubber and polypropylene stretchband material delivers responsive, reliable comfort.

Options

Textile Options:

- For pricing on grades 11-24, refer to the Upholstery Grading Chart on page 18.
- For textile selections, grades 4-10, refer to the Finish/Color Selector.
- COM (Customer's Own Material), refer to page 15.

Other Options:

- Custom Heights: Add \$25.00.
Custom seat height in 1" increments, sizes 18"-30".
- Premium Metal Base Glides, specify MBG: Add \$5.00.




For additional barstool selections, please refer to index for the series listed below:

Americana/Americana Woods	Micah Series
Cafe Flex®	Moderne
Cafe Twist™	Poize
Chairaz®	Rustic Industrial
Contemporary Industrial	Schoolhouse
Dine Focus	Strom
DinePlus20™	Square Chair®
Impilato™ Series	Toledo® Chair
Kilo	800 Series
Lineation	




Legacy Collection "G"


7523-C-G Swivel Pedestal Caster Chair

	Specification								Other
	Quantity	COM/ Gr.4	Gr.5	Gr.6	Gr.7	Gr.8	Gr.9	Gr.10	
	1-23	471.50	486.50	506.00	518.00	527.00	536.00	557.00	
	24-99	461.50	476.50	496.00	508.00	517.00	526.00	547.00	
	100-399	456.50	471.50	491.00	503.00	512.00	521.00	542.00	
	400+	454.00	469.00	488.50	500.50	509.50	518.50	539.50	
22-1/2"w x 21-1/2"d x 31-1/2"h COM: 1.5 yds. Actual Weight: 23 lbs. Shipping Weight: 175 G: 2 per carton, 5 cu.ft. 7523-C: 2 per carton, 8 cu.ft. Recycled Content: 6.85%									Black Twin Wheel Casters are standard. Without Caster: Remove (-C) from model number.


901-30-G Swivel Barstool

	Specification								Other
	Quantity	COM/ Gr.4	Gr.5	Gr.6	Gr.7	Gr.8	Gr.9	Gr.10	
	1-9	399.75	414.75	434.25	446.25	455.25	464.25	485.25	
	10-49	389.75	404.75	424.25	436.25	445.25	454.25	475.25	
	50-99	384.75	399.75	419.25	431.25	440.25	449.25	470.25	
	100+	382.25	397.25	416.75	428.75	437.75	446.75	467.75	
19-3/4"w x 19-1/4"d x 43-1/4"h COM: 1.5 yds. Actual Weight: 30 lbs. Shipping Weight: 35 lbs. Freight Class: 250 G: 2 per carton, 5 cu.ft. 901-30: 2 per carton, 16.25 cu.ft. Recycled Content: 16.92%									Specify Brass (BRT) or Chrome (CRT) footring.

902-30-G Swivel Barstool

	Specification								Other
	Quantity	COM/ Gr.4	Gr.5	Gr.6	Gr.7	Gr.8	Gr.9	Gr.10	
	1-9	399.75	414.75	434.25	446.25	455.25	464.25	485.25	
	10-49	389.75	404.75	424.25	436.25	445.25	454.25	475.25	
	50-99	384.75	399.75	419.25	431.25	440.25	449.25	470.25	
	100+	382.25	397.25	416.75	428.75	437.75	446.75	467.75	
20-1/2"w x 20-1/2"d x 43"h COM: 1.5 Yards Actual Wgt: 26.0 lbs. ea. Shipping Wgt: 35 lbs. ea. Freight Class: 250 G: 2 per carton, 5 cu. ft. 902-30: 2 per carton, 16.25 cu. ft. Recycled Content: 16.92%									Specify Brass (BRT) or Chrome (CRT) footring.

316-30-G Swivel Barstool

	Specification								Other
	Quantity	COM/ Gr.4	Gr.5	Gr.6	Gr.7	Gr.8	Gr.9	Gr.10	
	1-9	379.75	394.75	414.25	426.25	435.25	444.25	465.25	
	10-49	369.75	384.75	404.25	416.25	425.25	434.25	455.25	
	50-99	364.75	379.75	399.25	411.25	420.25	429.25	450.25	
	100+	362.25	377.25	396.75	408.75	417.75	426.75	447.75	
20-1/2"w x 20-1/2"d x 44-1/4"h COM: 1.5 yds. Actual Weight: 27 lbs. Shipping Weight: 33 lbs. Freight Class: 250 G: 2 per carton, 5 cu.ft. 316-30: 4 per carton, 16.25 cu.ft. Recycled Content: 15.04%									Specify Brass (BRT) or Chrome (CRT) footring and glide.

Standard Features

Standard Powdercoat Colors:

Refer to Finish/Color Selector.

Finish Options:

Optional Plated Finishes: (50 piece minimum)

Chrome finish, specify C1

901-30/G and 902-30/G, add: \$57.50.

316-30-G, add: \$40.90.

7523: For optional chrome column with polished aluminum base, specify CPA, add: \$40.25.
(Extended lead time, contact MTS.)

Less than minimum:

1-23, add: \$15.00.

24-49, add: \$7.50.

Non-marring clear butyrate glides on 901-30-G and 902-30-G.

Options

Two-Tone Upholstery:

- Contact MTS with your textile specifications for quotation



Inside Channel,
specify CHI: add \$35.00.



Outside Tufted Back,
Specify UPB and BTO for upholstered button: add \$30.00.

Textile Options:

- For pricing on grades 11-24, refer to the Upholstery Grading Chart on page 18.
- For textile selections, grades 3-9, refer to the Finish/Color Selector.
- COM (Customer's Own Material), refer to page 15.




Other Options:

- Memory Return Swivel for 901-30-G, 902-30-G or 316-30-G specify MRS, add: \$45.00.
- Custom Heights: Add \$25.00. 901-30 and 902-30 custom seat height in 1" increments, sizes 18" - 30".
- Premium Metal Base Glides, on 901-30 or 902-30, specify MBG. Add \$5.00.





Legacy Collection "K"

7523-C-K Swivel Chair with Casters									Specification	Other
	Quantity	COM/ Gr.4	Gr.5	Gr.6	Gr.7	Gr.8	Gr.9	Gr.10	21-1/2"w x 24"d x 31"h COM: 1.85 yds. Actual Weight: 28.5 lbs. Shipping Weight: 32 lbs. Freight Class: 175 K: 2 per carton, 9.25 cu.ft. 7523: 2 per carton, 8 cu.ft. Recycled Content: 4.79%	Black Twin Wheel Casters are standard. Without Caster: Remove (-C) from model number.
	1-23	671.50	686.50	706.00	718.00	727.00	736.00	757.00		
	24-99	661.50	676.50	696.00	708.00	717.00	726.00	747.00		
	100-399	656.50	671.50	691.00	703.00	712.00	721.00	742.00		
	400+	654.00	669.00	688.50	700.50	709.50	718.50	739.50		
8650-C-K									Specification	Other
	Quantity	COM/ Gr.4	Gr.5	Gr.6	Gr.7	Gr.8	Gr.9	Gr.10	23-1/2"w x 23-1/2"d x 35" COM: 1.85 yds. Actual Weight: 27 lbs. Shipping Weight: 38 lbs. Freight Class: 250 1 per carton, 17 cu.ft. Recycled Content: 5.7%	Gas lift travel: 4-1/4" Overall back ht: 30-3/4"-35" Black Twin Wheel Casters standard. Polished aluminum standard.
	1-23	696.50	711.50	731.00	743.00	752.00	761.00	782.00		
	24-99	686.50	701.50	721.00	733.00	742.00	751.00	772.00		
	100-399	681.50	696.50	716.00	728.00	737.00	746.00	767.00		
	400+	679.00	694.00	713.50	725.0	734.50	743.50	764.50		
8609-K									Specification	Other
	Quantity	COM/ Gr.4	Gr.5	Gr.6	Gr.7	Gr.8	Gr.9	Gr.10	20-1/2"w x 20-1/4"d x 32-1/4"h COM: 1.85 yds. Actual Weight: 21.5 lbs. Shipping Weight: 27.5 lbs. Freight Class: 250 1 per carton, 11.69 cu.ft. Recycled Content: 11.23%	
	1-23	616.50	631.50	651.00	663.00	672.00	681.00	702.00		
	24-99	606.50	621.50	641.00	653.00	662.00	671.00	692.00		
	100-399	601.50	616.50	636.00	648.00	657.00	666.00	687.00		
	400+	599.00	614.00	633.50	645.50	654.50	663.50	684.50		

Standard Features

Optional Plated Finishes: (50 piece minimum)

8609-K Chairs:

Chrome, specify C1: add \$50.00
Satin Nickel Chrome: specify SNC, add: \$60.00

Less than minimum:

1-23, add: \$15.00.
24-49, add: \$7.50.

7523: For optional chrome column with polished aluminum base, specify CPA, add: \$40.25. (Extended lead time, contact MTS)

8650-C: For optional powdercoat with black column, specify PCB and BPC. For optional powdercoat with chrome column, specify PCB only.

Non-marring clear butyrate glides on 8609-K.



Options

Two-Tone Upholstery:
Contact MTS with your textile specifications for quotation


Textile Options:

- For pricing on grades 11-24, refer to the Upholstery Grading Chart on page 18.
- For textile selections, grades 4-10, refer to the Finish/Color Selector.
- COM (Customer's Own Material), refer to page 15.

Other Options:

- Premium Metal Base Glides on 8609-K, specify MBG, add \$5.00.

Upholstery Options:



Outside Tufted Back,
Specify UPB and BTO for upholstered button: add \$30.00.



Inside Back Fan Channels:
Specify CHI, add: \$10.00.







Outside Back Straight Channels:
Specify SCO, add: \$10.00.



Antique Brass Nail Trim Outside Back. Specify BNO, add: \$50.00.



Legacy Collection "K"

8609-30-K									Specification	Other
	Quantity	COM/ Gr.4	Gr.5	Gr.6	Gr.7	Gr.8	Gr.9	Gr.10	20-1/2"w x 20-1/4"d x 44-1/2"h COM: 1.85 yds. Actual Weight: 27 lbs. Shipping Weight: 37.5 lbs. Freight Class: 250 1 per carton, 19.64 cu.ft. Recycled Content: 15.81%	Footrest: Specify Gold (GAF), Satin Silver (SSF), or Black (BAF).
	1-9	666.50	681.50	701.00	713.00	722.00	731.00	752.00		
	10-49	656.50	671.50	691.00	703.00	712.00	721.00	742.00		
	50-99	651.50	666.50	686.00	698.00	707.00	716.00	737.00		
	100+	649.00	664.00	683.50	695.50	704.50	713.50	734.50		
901-30-K Swivel Barstool									Specification	Other
	Quantity	COM/ Gr.4	Gr.5	Gr.6	Gr.7	Gr.8	Gr.9	Gr.10	21-1/2"w x 23"d x 42-3/4"h COM: 1.85 Yards Actual Wgt: 31.5 lbs. ea. Shipping Wgt: 42 lbs. ea. Freight Class: 250 K: 2 per carton, 9.25 cu. ft. 901-30: 2 per carton, 16.25 cu. ft. Recycled Content: 14.5%	Specify Brass (BRT) or Chrome (CRT) footing.
	1-9	599.75	614.75	634.25	646.25	655.25	664.25	685.25		
	10-49	589.75	604.75	624.25	636.25	645.25	654.25	675.25		
	50-99	584.75	599.75	619.25	631.25	640.25	649.25	670.25		
	100+	582.25	597.25	616.75	628.75	637.75	646.75	667.75		
902-30-K Swivel Barstool									Specification	Other
	Quantity	COM/ Gr.4	Gr.5	Gr.6	Gr.7	Gr.8	Gr.9	Gr.10	21-1/2"w x 23"d x 42-3/4"h COM: 1.85 Yards Actual Wgt: 31.5 lbs. ea. Shipping Wgt: 42 lbs. ea. Freight Class: 250 K: 2 per carton, 9.25 cu. ft. 902-30: 2 per carton, 16.25 cu. ft. Recycled Content: 14.5%	Specify Brass (BRT) or Chrome (CRT) footing.
	1-9	599.75	614.75	634.25	646.25	655.25	664.25	685.25		
	10-49	589.75	604.75	624.25	636.25	645.25	654.25	675.25		
	50-99	584.75	599.75	619.25	631.25	640.25	649.25	670.25		
	100+	582.25	597.25	616.75	628.75	637.75	646.75	667.75		
316-30-K Swivel Barstool									Specification	Other
	Quantity	COM/ Gr.4	Gr.5	Gr.6	Gr.7	Gr.8	Gr.9	Gr.10	20-1/2"w x 21"d x 44"h COM: 1.85 yds. Actual Weight: 32.5 lbs. Shipping Weight: 40 lbs. Freight Class: 250 K: 2 per carton, 9.25 cu.ft. 316-30: 4 per carton, 16.25 cu.ft. Recycled Content: 12.49%	Specify Brass (BRT) or Chrome (CRT) footing and glide.
	1-9	579.75	594.75	614.25	626.25	635.25	644.25	665.25		
	10-49	569.75	584.75	604.25	616.25	625.25	634.25	655.25		
	50-99	564.75	579.75	599.25	611.25	620.25	629.25	650.25		
	100+	562.25	577.25	596.75	608.75	617.75	626.75	647.75		

Standard Features

Standard Powdercoat Colors:
Refer to Finish/Color Selector.

Finish Options:

Optional Plated Finishes:
(50 piece minimum)

Chrome finish, specify C1
901-30-K and 902-30-K, add: \$57.50.
316-30-K, add: \$40.90.

8609-30:

Chrome, specify (C1), add \$106.90.
Satin Nickel Chrome, specify (SNC), add
\$116.90.

Less than minimum:

1-23, add: \$15.00.
24-49, add: \$7.50.

Non-marring clear
butyrate glides on
8609-30-K.



Options

Two-Tone Upholstery:
Contact MTS with your textile
specifications for quotation

Textile Options:

- For pricing on grades 11-24, refer
to the Upholstery Grading Chart on
page 18.
- For textile selections, grades 4-10,
refer to the Finish/Color Selector.
- COM (Customer's Own Material),
refer to page 15.

Other Options:

- Memory Return Swivel for
901-30-K, 902-30-K, or 316-30-K,
specify MRS, add: \$45.00.
- Custom 18"-30" seat height, add
\$25.00 to 30" price (for model
901-30 and 902-30)
- Premium Metal Base Glides on
901-30 and 902-30, and 8609-30,
specify MBG, add \$5.00.

Upholstery Options:



Outside Tufted Back.
Specify UPB and BTO for
upholstered button: add
\$30.00.



Inside Back Fan Channels:
Specify CHI, add: \$10.00.



**Outside Back Straight
Channels:**
Specify SCO, add: \$10.00.





**Antique Brass Nail Trim
Outside Back.** Specify
BNO, add: \$50.00.




Kay Lang Smile Chair

Products on this page are covered by the following Patents and/or Patents pending: #D822,418 S

8650-C-KLS1 Straight Shell Swivel/Tilt Pedestal Caster Chair									Specification	Other
	Quantity	COM/ Gr.4	Gr.5	Gr.6	Gr.7	Gr.8	Gr.9	Gr.10	24"w x 26-1/4"d x 39-1/2" Arm Height: 22-1/2" COM: 2.25 yds. Actual Weight: 32.5 lbs. Shipping Weight: 42.5 lbs. Freight Class: 250 1 per carton, 17 cu.ft. Recycled Content: 0.95%	Gas lift travel: 4-1/4" Overall back ht: 35-1/4"-39-1/2" Black Twin Wheel Casters standard. Polished aluminum standard.
	1-23	945.00	967.50	996.75	1014.75	1028.25	1041.75	1073.25		
	24-99	935.00	957.50	986.75	1004.75	1018.25	1031.75	1063.25		
	100-399	930.00	952.50	981.75	999.75	1013.25	1026.75	1058.25		
	400+	927.50	950.00	979.25	997.25	1010.75	1024.25	1055.75		

8619-KLS1	Straight Shell Tapered Leg Chair								Specification	Other
	Quantity	COM/ Gr.4	Gr.5	Gr.6	Gr.7	Gr.8	Gr.9	Gr.10	23"w x 26"d x 35-1/2"h Arm Height: 22" COM: 2.25 yds. Actual Weight: 32 lbs. Shipping Weight: 42 lbs. Freight Class: 250 1 per carton, 17 cu.ft. Recycled Content: 1.69%	Non-marring clear butyrate glides.
	1-23	850.00	872.50	901.75	919.75	933.25	946.75	978.25		
	24-99	840.00	862.50	891.75	909.75	923.25	936.75	968.25		
	100-399	835.00	857.50	886.75	904.75	918.25	931.75	963.25		
	400+	832.50	855.00	884.25	902.25	915.75	929.25	960.75		

WL04-KLS1 Straight Shell Tapered Round Wood Leg Chair									Specification	Other
	Quantity	COM/ Gr.4	Gr.5	Gr.6	Gr.7	Gr.8	Gr.9	Gr.10	23"w x 26"d x 35-1/2"h Arm Height: 22-1/2" COM: 2.25 yds. Actual Weight: 27.25 lbs. Shipping Weight: 35.25 lbs. Freight Class: 250 1 per carton, 17 cu.ft. Recycled Content: 1.13%	Premium Metal Base Glides.
	1-23	1199.25	1221.75	1251.00	1269.00	1282.50	1296.00	1327.50		
	24-99	1189.25	1211.75	1241.00	1259.00	1272.50	1286.00	1317.50		
	100-399	1184.25	1206.75	1236.00	1254.00	1267.50	1281.00	1312.50		
	400+	1181.75	1204.25	1233.50	1251.50	1265.00	1278.50	1310.00		

Standard Features

Standard Powdercoat Colors:

Standard powdercoat finishes, except on 8650-C-KLS1.

Standard veneer shell and/or wood legs in maple. Refer to Finish/Color Selector for stain finishes and page 17 for premie stain upcharge.



Options

Optional Plated Finishes: (50 piece minimum)

8619-KLS1:

Chrome, specify C1: add \$60.00

Satin Nickel Chrome: specify SNC, add \$70.00

WL04-KLS1:

Chrome, specify C1: add \$32.25

Satin Nickel Chrome, specify SNC, add: \$42.25

Less than minimum:

1-23, add: \$15.00.

24-49, add: \$7.50.

8650-C: For optional powdercoat with black column, specify PCB and BPC. For optional powdercoat with chrome column, specify PCB only.

Other

Models 8619-KLS1: Premium metal base glide: add \$5.00.
Specify MBG.

Textile Options:

- For pricing on grades 11-24, refer to the Upholstery Grading Chart on page 18.
- For textile selections, grades 4-10, refer to the Finish/Color Selector.
- COM (Customer's Own Material), refer to page 15.

To Order:

All orders must specify:


1. Ship To address.
2. Any critical opening dates.
3. Model number.
4. Frame finish by number and color name.
5. Upholstery selection by pattern name, color number and name.
6. Stain color and number.




Kay Lang Smile Chair

Products on this page are covered by the following Patents and/or Patents pending: #D822,418 S


8650-C-KLS2 Scalloped Shell Swivel/Tilt Pedestal Caster Chair

	Quantity	COM/ Gr.4	Gr.5	Gr.6	Gr.7	Gr.8	Gr.9	Gr.10	Specification	Other
	1-23	945.00	967.50	996.75	1014.75	1028.25	1041.75	1073.25	24"w x 26-1/4"d x 39-1/2"h Arm Height: 21-1/4" COM: 2.25 yds.	Gas lift travel: 4-1/4" Overall back ht: 35-1/4"-39-1/2" Black Twin Wheel Casters standard. Polished aluminum standard.
	24-99	935.00	957.50	986.75	1004.75	1018.25	1031.75	1063.25	Actual Weight: 32 lbs.	
	100-399	930.00	952.50	981.75	999.75	1013.25	1026.75	1058.25	Shipping Weight: 42 lbs.	
	400+	927.50	950.00	979.25	997.25	1010.75	1024.25	1055.75	Freight Class: 250 1 per carton, 17 cu.ft. Recycled Content: 0.96%	

8619-KLS2 Scalloped Shell Tapered Leg Chair

	Quantity	COM/ Gr.4	Gr.5	Gr.6	Gr.7	Gr.8	Gr.9	Gr.10	Specification	Other
	1-23	850.00	872.50	901.75	919.75	933.25	946.75	978.25	23"w x 26"d x 35-1/2"h Arm Height: 20-3/4" COM: 2.25 yds.	Non-marring clear butyrate glides.
	24-99	840.00	862.50	891.75	909.75	923.25	936.75	968.25	Actual Weight: 31.5 lbs.	
	100-399	835.00	857.50	886.75	904.75	918.25	931.75	963.25	Shipping Weight: 41.5 lbs.	
	400+	832.50	855.00	884.25	902.25	915.75	929.25	960.75	Freight Class: 250 1 per carton, 17 cu.ft. Recycled Content: 1.69%	

WL04-KLS2 Scalloped Shell Tapered Round Wood Leg Chair

	Quantity	COM/ Gr.4	Gr.5	Gr.6	Gr.7	Gr.8	Gr.9	Gr.10	Specification	Other
	1-23	1199.25	1221.75	1251.00	1269.00	1282.50	1296.00	1327.50	23"w x 26"d x 35-1/2"h Arm Height: 20-1/2" COM: 2.25 yds.	Premium Metal Base Glides.
	24-99	1189.25	1211.75	1241.00	1259.00	1272.50	1286.00	1317.50	Actual Weight: 27 lbs.	
	100-399	1184.25	1206.75	1236.00	1254.00	1267.50	1281.00	1312.50	Shipping Weight: 35 lbs.	
	400+	1181.75	1204.25	1233.50	1251.50	1265.00	1278.50	1310.00	Freight Class: 250 1 per carton, 17 cu.ft. Recycled Content: 1.14%	

Standard Features

Standard Powdercoat Colors:

Standard powdercoat finishes, except on 8650-C-KLS2.

Standard veneer shell and/or wood legs in maple. Refer to Finish/Color Selector for stain finishes and page 17 for premie stain upcharge.



Options

Optional Plated Finishes: (50 piece minimum)

8619-KLS2:

Chrome, specify C1: add \$60.00

Satin Nickel Chrome, specify SNC, add \$70.00

WL04-KLS2:

Chrome, specify C1: add \$32.25

Satin Nickel Chrome, specify SNC, add: \$42.25

Less than minimum:

1-23, add: \$15.00.

24-49, add: \$7.50.

8650-C: For optional powdercoat with black column, specify PCB and BPC. For optional powdercoat with chrome column, specify PCB only.

Models 8619-KLS2: Premium metal base glide: add \$5.00.
Specify MBG.

Textile Options:

- For pricing on grades 11-24, refer to the Upholstery Grading Chart on page 18.
- For textile selections, grades 4-10, refer to the Finish/Color Selector.
- COM (Customer's Own Material), refer to page 15.

To Order:


All orders must specify:

1. Ship To address.
2. Any critical opening dates.
3. Model number.
4. Frame finish by number and color name.
5. Upholstery selection by pattern name, color number and name.
6. Stain color and number.



Punctuate

Designed by Stacy Garcia

SG120-8542 Perforated Metal Back w/Upholstered Seat Lounge Chair								Specification	Other
	Quantity	COM/ Gr.4	Gr.5	Gr.6	Gr.7	Gr.8	Gr.9	Gr.10	24-1/2"w x 22-3/4"d x 30-1/4"h COM: 1.20 yds. Actual Weight: 33.25 lbs. Shipping Weight: 44 lbs. Freight Class: 250 1 per carton, 17 cu.ft. Recycled Content: 28.32%
	1-9	2365.00	2377.00	2392.60	2402.20	2409.40	2416.60	2433.40	
	10-23	2340.00	2352.00	2367.60	2377.20	2384.40	2391.60	2408.40	
	24-99	2325.00	2337.00	2352.60	2362.20	2369.40	2376.60	2393.40	
	100+	2315.00	2327.00	2342.60	2352.20	2359.40	2366.60	2383.40	
									Non-marring clear butyrate glides. Center Cushion.

Standard Features

Standard Powdercoat Colors:
Standard powdercoat finishes



Options

Optional Plated Finishes:
(50 piece minimum)

Outer Frame:
Chrome, specify C1: add \$266.95.
Satin Nickel Chrome: specify SNC, add 266.95.

Perforated Metal Back:
Contact MTS for optional plating upcharges..

Less than minimum:
1-23, add: \$15.00.
24-49, add: \$7.50.

Textile Options:

- For pricing on grades 11-24, refer to the Upholstery Grading Chart on page 18.
- For textile selections, grades 4-10, refer to the Finish/Color Selector.
- COM (Customer's Own Material), refer to page 15.


To Order:


- All orders must specify:**
1. Ship To address.
 2. Any critical opening dates.
 3. Model number.
 4. Frame finish by number and color name.
 5. Upholstery selection by pattern name, color number and name.
 6. Stain color and number.





Billow Square | Designed by Stacy Garcia


Products on this page are covered by the following Patents and/or Patents pending: #D822,418 S

SG110S-8540 Sled Base Lounge Chair								Specification	Other	
	Quantity	COM/ Gr.4	Gr.5	Gr.6	Gr.7	Gr.8	Gr.9	Gr.10	28"w x 23"d x 30-1/4"h COM: 3.0 yds. Actual Weight: 55 lbs. Shipping Weight: 64 lbs. Freight Class: 250 1 per carton, 17 cu.ft. Recycled Content: 6.96%	Non-marring clear butyrate glides.
	1-9	1050.00	1080.00	1119.00	1143.00	1161.00	1179.00	1221.00		
	10-23	1025.00	1055.00	1094.00	1118.00	1136.00	1154.00	1196.00		
	24-99	1010.00	1040.00	1079.00	1103.00	1121.00	1139.00	1181.00		
	100+	1000.00	1030.00	1069.00	1093.00	1111.00	1129.00	1171.00		

SG110S-8615 Tapered Leg Lounge Chair								Specification	Other	
	Quantity	COM/ Gr.4	Gr.5	Gr.6	Gr.7	Gr.8	Gr.9	Gr.10	28"w x 23"d x 30-1/4"h COM: 3.0 yds. Actual Weight: 54.5 lbs. Shipping Weight: 63.5 lbs. Freight Class: 250 1 per carton, 17 cu.ft. Recycled Content: 6.74%	Non-marring clear butyrate glides.
	1-9	915.00	945.00	984.00	1008.00	1026.00	1044.00	1086.00		
	10-23	890.00	920.00	959.00	983.00	1001.00	1019.00	1061.00		
	24-99	875.00	905.00	944.00	968.00	986.00	1004.00	1046.00		
	100+	865.00	895.00	934.00	958.00	976.00	994.00	1036.00		

SG114-8616 Tapered Leg Chair								Specification	Other	
	Quantity	COM/ Gr.4	Gr.5	Gr.6	Gr.7	Gr.8	Gr.9	Gr.10	18"w x 22-1/4"d x 33"h COM: 1.65 yds. Actual Weight: 29.5 lbs. Shipping Weight: 37.5 lbs. Freight Class: 250 1 per carton, 8.72 cu.ft. Recycled Content: 12.46%	Non-marring clear butyrate glides.
	1-9	585.00	601.50	622.95	636.15	646.05	655.95	679.05		
	10-23	560.00	576.50	597.95	611.15	621.05	630.95	654.05		
	24-99	545.00	561.50	582.95	596.15	606.05	615.95	639.05		
	100+	535.00	551.50	572.95	586.15	596.05	605.95	629.05		

SG113-8616-30 Tapered Leg Barstool								Specification	Other	
	Quantity	COM/ Gr.4	Gr.5	Gr.6	Gr.7	Gr.8	Gr.9	Gr.10	18"w x 21-1/4"d x 41"h COM: 1.55 yds. Actual Weight: 31.25 lbs. Shipping Weight: 41 lbs. Freight Class: 250 1 per carton, 10.2 cu.ft. Recycled Content: 13.66%	Non-marring clear butyrate glides.
	1-9	615.00	630.50	650.65	663.05	672.35	681.65	703.35		
	10-23	590.00	605.50	625.65	638.05	647.35	656.65	678.35		
	24-99	575.00	590.50	610.65	623.05	632.35	641.65	663.35		
	100+	565.00	580.50	600.65	613.05	622.35	631.65	653.35		

SG113-8818-30 Square Pedestal Base Swivel Barstool								Specification	Other	
	Quantity	COM/ Gr.4	Gr.5	Gr.6	Gr.7	Gr.8	Gr.9	Gr.10	18"w x 21-1/4"d x 41"h COM: 1.55 yds. Actual Weight: 64 lbs. Shipping Weight: 87 lbs. Freight Class: 150 1 per carton, 20.35 cu.ft. Recycled Content: 24.77%	Black adjustable glides.
	1-9	975.00	990.50	1010.65	1023.05	1032.35	1041.65	1063.35		
	10-23	950.00	965.50	985.65	998.05	1007.35	1016.65	1038.35		
	24-99	935.00	950.50	970.65	983.05	992.35	1001.65	1023.35		
	100+	925.00	940.50	960.65	973.05	982.35	991.65	1013.35		

Standard Features

Standard Powdercoat Colors:
Standard powdercoat finishes

Standard veneer in maple. Refer to Finish/
Color Selector for stain colors and page 17 for
premier stain upcharge.



Options

Optional Plated Finishes:
(50 piece minimum)

8616-30

Chrome, specify C1: add \$113.40.Chrome:
Satin Nickel Chrome: specify SNC, add \$117.40.

8540:

Chrome, specify C1: add \$266.95.
Satin Nickel Chrome: specify SNC, add \$266.95.

8615 & 8616:

Chrome, specify C1: add \$66.75.
Satin Nickel Chrome: specify SNC, add \$66.75.

8618-30

Chrome, specify C1: add \$256.00.
Satin Nickel Chrome: specify SNC, add \$185.25.

Less than minimum:
1-23, add: \$15.00.
24-49, add: \$7.50.




Models SG114-8616 and
SG113-8616-30.
Premium Metal Base Glide:
add \$5.00. Specify MBG.

Textile Options:

- For pricing on grades 11-24, refer to the Upholstery Grading Chart on page 18.
- For textile selections, grades 4-10, refer to the Finish/Color Selector.
- COM (Customer's Own Material), refer to page 15.



Billow Square | Designed by Stacy Garcia

SG114-8541 Sled Base Chair								Specification	Other
	Quantity	COM/ Gr.4	Gr.5	Gr.6	Gr.7	Gr.8	Gr.9	Gr.10	18-1/4"w x 21-3/4"d x 34-1/2"h COM: 1.65 yds. Actual Weight: 28 lbs. Shipping Weight: 37 lbs. Freight Class: 250 1 per carton, 11.4 cu.ft. Recycled Content: 11.39% Non-marring clear butyrate glides.
	1-9	695.00	711.50	732.95	746.15	756.05	765.95	789.05	
	10-23	670.00	686.50	707.95	721.15	731.05	740.95	764.05	
	24-99	655.00	671.50	692.95	706.15	716.05	725.95	749.05	
	100+	645.00	661.50	682.95	696.15	706.05	715.95	739.05	
SG113-8541-30 Sled Base Barstool								Specification	Other
	Quantity	COM/ Gr.4	Gr.5	Gr.6	Gr.7	Gr.8	Gr.9	Gr.10	18-1/2"w x 20-3/4"d x 42-1/2"h COM: 1.55 yds. Actual Weight: 30 lbs. Shipping Weight: 39 lbs. Freight Class: 250 1 per carton, 11.4 cu.ft. Recycled Content: 18.53% Non-marring clear butyrate glides.
	1-9	725.00	740.50	760.65	773.05	782.35	791.65	813.35	
	10-23	700.00	715.50	735.65	748.05	757.35	766.65	788.35	
	24-99	685.00	700.50	720.65	733.05	742.35	751.65	773.35	
	100+	675.00	690.50	710.65	723.05	732.35	741.65	763.35	
SG110S-881816 Square Pedestal Base Swivel Lounge Chair								Specification	Other
	Quantity	COM/ Gr.4	Gr.5	Gr.6	Gr.7	Gr.8	Gr.9	Gr.10	28"w x 23"d x 30-1/4"h COM: 3.0 yds. Actual Weight: 54.5 lbs. Shipping Weight: 63.5 lbs. Freight Class: 250 1 per carton, 17 cu.ft. Recycled Content: 6.74% Black manually adjustable glides.
	1-9	1240.00	1270.00	1309.00	1333.00	1351.00	1369.00	1411.00	
	10-23	1215.00	1245.00	1284.00	1308.00	1326.00	1344.00	1386.00	
	24-99	1200.00	1230.00	1269.00	1293.00	1311.00	1329.00	1371.00	
	100+	1190.00	1220.00	1259.00	1283.00	1301.00	1319.00	1361.00	

Standard Features

Standard Powdercoat Colors:
Standard powdercoat finishes



Options

Optional Plated Finishes: (50 piece minimum)

8541:
Chrome, specify C1: add \$291.70.
Satin Nickel Chrome: specify SNC, add \$291.70.

8541-30:
Chrome, specify C1: add \$354.20
Satin Nickel Chrome: specify SNC, add \$354.20

SG110S-881816:
Chrome, specify C1: add \$218.10.
Satin Nickel Chrome: specify SNC, add \$153.45.


Less than minimum:
1-23, add: \$15.00.
24-49, add: \$7.50.


Textile Options:


- For pricing on grades 11-24, refer to the Upholstery Grading Chart on page 18.
- For textile selections, grades 4-10, refer to the Finish/Color Selector.
- COM (Customer's Own Material), refer to page 15.




Billow Contoured | Designed by Stacy Garcia

SG103-8607 Contoured Four Leg Side Chair									Specification	Other
	Quantity	COM/ Gr.4	Gr.5	Gr.6	Gr.7	Gr.8	Gr.9	Gr.10	18"w x 24-1/2"d x 33-1/2"h COM: 1.65 yds. Actual Weight: 21.5 lbs. Shipping Weight: 30 lbs. Freight Class: 250 1 per carton, 15.67 cu.ft. Recycled Content: 11.23%	Non-marring clear butyrate glides.
	1-9	625.00	641.50	662.95	676.15	686.05	695.95	719.05		
	10-23	600.00	616.50	637.95	651.15	661.05	670.95	694.05		
	24-99	585.00	601.50	622.95	636.15	646.05	655.95	679.05		
	100+	575.00	591.50	612.95	626.15	636.05	645.95	669.05		

SG102-8607-30 Contoured Four Leg Stool									Specification	Other
	Quantity	COM/ Gr.4	Gr.5	Gr.6	Gr.7	Gr.8	Gr.9	Gr.10	18"w x 23"d x 39-1/2"h COM: 1.65 yds. Actual Weight: 23.5 lbs. Shipping Weight: 31 lbs. Freight Class: 250 1 per carton, 12.7 cu.ft. Recycled Content: 18.17%	Black Manual Adjustable Glides.
	1-9	655.00	671.50	692.95	706.15	716.05	725.95	749.05		
	10-23	630.00	646.50	667.95	681.15	691.05	700.95	724.05		
	24-99	615.00	631.50	652.95	666.15	676.05	685.95	709.05		
	100+	605.00	621.50	642.95	656.15	666.05	675.95	699.05		

SG103-8543 Contoured Sled Base									Specification	Other
	Quantity	COM/ Gr.4	Gr.5	Gr.6	Gr.7	Gr.8	Gr.9	Gr.10	18-1/4"w x 24"d x 34-1/4"h COM: 1.65 yds. Actual Weight: 23 lbs. Shipping Weight: 30.5 lbs. Freight Class: 250 1 per carton, 12.7 cu.ft. Recycled Content: 19.02%	Non-marring clear butyrate glides.
	1-9	902.50	919.00	940.45	953.65	963.55	973.45	996.55		
	10-23	877.50	894.00	915.45	928.65	938.55	948.45	971.55		
	24-99	862.50	879.00	900.45	913.65	923.55	933.45	956.55		
	100+	852.50	869.00	890.45	903.65	913.55	923.45	946.55		

SG102-8543-30 Contoured Sled Stool									Specification	Other
	Quantity	COM/ Gr.4	Gr.5	Gr.6	Gr.7	Gr.8	Gr.9	Gr.10	18-1/4"w x 22-1/2"d x 41"h COM: 1.65 yds. Actual Weight: 25 lbs. Shipping Weight: 32.5 lbs. Freight Class: 250 1 per carton, 12.7 cu.ft. Recycled Content: 20.03%	Non-marring clear butyrate glides.
	1-9	932.50	949.00	970.45	983.65	993.55	1003.45	1026.55		
	10-23	907.50	924.00	945.45	958.65	968.55	978.45	1001.55		
	24-99	892.50	909.00	930.45	943.65	953.55	963.45	986.55		
	100+	882.50	899.00	920.45	933.65	943.55	953.45	976.55		

Standard Features

Standard Powdercoat Colors:
Standard powdercoat finishes



Options

Optional Plated Finishes: (50 piece minimum)

8607:

Chrome, specify C1: add \$66.75.
Satin Nickel Chrome, specify SNC: add \$66.75.

8607-30:

Chrome, specify C1: add \$113.40.
Satin Nickel Chrome, specify SNC: add \$117.40.

8543:

Chrome, specify C1: add \$291.70.
Satin Nickel Chrome, specify SNC: add \$291.70.

8543-30:

Chrome, specify C1: add \$354.20.
Satin Nickel Chrome, specify SNC: add \$354.20.

Less than minimum:
1-23, add: \$15.00.
24-49, add: \$7.50.

Model SG1003-8607 and SG102-8607-30. Premium metal base glide: add \$5.00. Specify MBG.


To Order:

Textile Options:

- For pricing on grades 11-24, refer to the Upholstery Grading Chart on page 18.
- For textile selections, grades 4-10, refer to the Finish/Color Selector.
- COM (Customer's Own Material), refer to page 15.



Corinth

8000	Lounge Chair								Specification	Other
	Quantity	COM/ Gr.4	Gr.5	Gr.6	Gr.7	Gr.8	Gr.9	Gr.10	28-1/2"w x 26-3/4"d x 32"h COM: 3.5 yds. Actual Weight: 53 lbs. Shipping Weight: 65 lbs. Freight Class: 150 1 per carton, 16.21 cu.ft. Recycled Content: 11.16%	Non-marring clear butyrate glides..
	1-9	1115.00	1150.00	1195.50	1223.50	1244.50	1265.50	1314.50		
	10-23	1090.00	1125.00	1170.50	1198.50	1219.50	1240.50	1289.50		
	24-99	1075.00	1110.00	1155.50	1183.50	1204.50	1225.50	1274.50		
	100+	1065.00	1100.00	1145.50	1173.50	1194.50	1215.50	1264.50		

Standard Features

Standard Powdercoat Colors:
Standard powdercoat finishes



Options

Optional Plated Finishes:
(50 piece minimum)

8000:
Chrome, specify C1: add \$266.90.
Satin Nickel Chrome, specify SNC: add \$266.90.

Less than minimum:
1-23, add: \$15.00.
24-49, add: \$7.50.

Textile Options:

- For pricing on grades 11-24, refer to the Upholstery Grading Chart on page 18.
- For textile selections, grades 4-10, refer to the Finish/Color Selector.
- COM (Customer's Own Material), refer to page 15.


To Order:

- All orders must specify:**
1. Ship To address.
 2. Any critical opening dates.
 3. Model number.
 4. Frame finish by number and color name.
 5. Upholstery selection by pattern name, color number and name.
 6. Stain color and number.




Laze Lounge Chair & Ottoman


8631 Laze Lounge Chair

	Quantity	COM/ Gr.4	Gr.5	Gr.6	Gr.7	Gr.8	Gr.9	Gr.10	Specification	Other
	1-23	1070.00	1112.50	1167.75	1201.75	1227.25	1252.75	1312.25	34-1/2"w x 33-1/2"d x 35"h Arm Height: 22-1/2" COM: 4.25 Yards Actual Wgt: 44.0 lbs. ea. Shipping Wgt: 85 lbs ea. Freight Class: 250 1 per carton, 34.25 cu. ft. Recycled Content: 6.05%	Loose reversible pillow top seat cushion with a snap swivel attachment.
	24-99	1060.00	1102.50	1157.75	1191.75	1217.25	1242.75	1302.25		
	100-399	1055.00	1097.50	1152.75	1186.75	1212.25	1237.75	1297.25		
	400+	1052.50	1095.00	1150.25	1184.25	1209.75	1235.25	1294.75		


8631-O6 Laze Ottoman

	Quantity	COM/ Gr.4	Gr.5	Gr.6	Gr.7	Gr.8	Gr.9	Gr.10	Specification	Other
	1-23	365.00	380.50	400.65	413.05	422.35	431.65	453.35	25-1/4"w x 18-3/4"d x 17-1/2"h COM: 1.50 Yards Actual Wgt: 15.5 lbs. ea. Shipping Wgt: 20.0 lbs ea. Freight Class: 175 2 per carton, 15.75 cu. ft. Recycled Content: 12.42%	
	24-99	355.00	370.50	390.65	403.05	412.35	421.65	443.35		
	100-399	350.00	365.50	385.65	398.05	407.35	416.65	438.35		
	400+	347.50	363.00	383.15	395.55	404.85	414.15	435.85		

8632 Laze Lounge Chair

	Quantity	COM/ Gr.4	Gr.5	Gr.6	Gr.7	Gr.8	Gr.9	Gr.10	Specification	Other
	1-23	1055.00	1097.50	1152.75	1186.75	1212.25	1237.75	1297.25	34-1/2"w x 33-1/2"d x 35"h Arm Height: 22-1/2" COM: 4.25 Yards Actual Wgt: 44.0 lbs. ea. Shipping Wgt: 85 lbs ea. Freight Class: 250 1 per carton, 34.25 cu. ft. Recycled Content: 6.05%	One piece pullover style seat cushion.
	24-99	1045.00	1087.50	1142.75	1176.75	1202.25	1227.75	1287.25		
	100-399	1040.00	1082.50	1137.75	1171.75	1197.25	1222.75	1282.25		
	400+	1037.50	1080.00	1135.25	1169.25	1194.75	1220.25	1279.75		

8632-O6 Laze Ottoman

	Quantity	COM/ Gr.4	Gr.5	Gr.6	Gr.7	Gr.8	Gr.9	Gr.10	Specification	Other
	1-23	357.50	373.00	393.15	405.55	414.85	424.15	445.85	25-1/4"w x 18-3/4"d x 17-1/2"h COM: 1.50 Yards Actual Wgt: 15.5 lbs. ea. Shipping Wgt: 20.0 lbs ea. Freight Class: 175 2 per carton, 15.75 cu. ft. Recycled Content: 12.42%	
	24-99	347.50	363.00	383.15	395.55	404.85	414.15	435.85		
	100-399	342.50	358.00	378.15	390.55	399.85	409.15	430.85		
	400+	340.00	355.50	375.65	388.05	397.35	406.65	428.35		

Standard Features

Standard Powdercoat Colors:
Refer to Finish/Color Selector.

Other:
EASY GLIDE™, clear
butyrate floor glides



Options

Optional Plated Finishes: (50 piece minimum)

Chrome, specify C1: add \$266.90.
Satin Nickel Chrome, specify SNC:
add \$266.90.

Less than minimum:
1-23, add: \$15.00.
24-49, add: \$7.50.

Textile Options:

- For pricing on grades 11-24,
refer to the Upholstery Grading
Chart on page 18.
- For textile selections, grades
4-10, refer to the Finish/Color
Selector.
- COM (Customer's Own
Material), refer to page 15.

Upholstery Options:

- Custom stitching
- Two tone stitching
- Channels



Contact the MTS Custom
Shoppe for pricing.

Other:

- Metal Base Booted Glide
Specify MBG, add: \$5.00
- Felt Base Glides,
Specify BFG, add: \$12.00

To Order:




All orders must specify:

1. Ship To address.
2. Any critical opening dates.
3. Model number.
4. Frame finish by number and
color name.
5. Upholstery selection by
pattern name, color number
and name.
6. Stain color and number.



Ellie

Products on this page are covered by the following Patents and/or Patents pending: #D822,418 S

8650-C-W	Adjustable Height Swivel/Tilt Caster Chair								Specification	Other
	Quantity	COM/ Gr.4	Gr.5	Gr.6	Gr.7	Gr.8	Gr.9	Gr.10	24"w x 24-1/2"d x 35-3/4"h Arm Height: 22" COM: 2.85 yds. Actual Weight: 34 lbs. Shipping Weight: 41 lbs. Freight Class: 250 1 per carton, 17 cu.ft. Recycled Content: 4.53%	Gas lift travel: 4-1/4" Overall back ht: 31-1/2"-35-3/4" Black Twin Wheel Casters standard. Polished aluminum standard.
	1-23	980.00	1002.50	1031.75	1049.75	1063.25	1076.75	1108.25		
	24-99	970.00	992.50	1021.75	1039.75	1053.25	1066.75	1098.25		
	100-399	965.00	987.50	1016.75	1034.75	1048.25	1061.75	1093.25		
	400+	962.50	985.00	1014.25	1032.25	1045.75	1059.25	1090.75		
8618-W	Tapered Leg Chair								Specification	Other
	Quantity	COM/ Gr.4	Gr.5	Gr.6	Gr.7	Gr.8	Gr.9	Gr.10	24"w x 24"d x 33-1/2"h Arm Height: 24-1/4" COM: 2.85 yds. Actual Weight: 29 lbs. Shipping Weight: 37.5 lbs. Freight Class: 250 1 per carton, 17 cu.ft. Recycled Content: 9.17%	Non-marring clear butyrate glides.
	1-23	907.50	930.00	959.25	977.25	990.75	1004.25	1035.75		
	24-99	897.50	920.00	949.25	967.25	980.75	994.25	1025.75		
	100-399	892.50	915.00	944.25	962.25	975.75	989.25	1020.75		
	400+	890.00	912.50	941.75	959.75	973.25	986.75	1018.25		
8618-30-W	Tapered Leg Barstool								Specification	Other
	Quantity	COM/ Gr.4	Gr.5	Gr.6	Gr.7	Gr.8	Gr.9	Gr.10	24"w x 23-1/2"d x 46"h Arm Height: 36-1/4" COM: 2.85 yds. Actual Weight: 33 lbs. Shipping Weight: 42.5 lbs. Freight Class: 250 1 per carton, 19.63 cu.ft. Recycled Content: 13.36%	Non-marring clear butyrate glides.
	1-9	960.00	982.50	1011.75	1029.75	1043.25	1056.75	1088.25		
	10-49	950.00	972.50	1001.75	1019.75	1033.25	1046.75	1078.25		
	50-99	945.00	967.50	996.75	1014.75	1028.25	1041.75	1073.25		
	100+	942.50	965.00	994.25	1012.25	1025.75	1039.25	1070.75		

Standard Features

Standard Powdercoat Colors:

Standard powdercoat finishes, except on 8650-C-W.



Options

Optional Plated Finishes: (50 piece minimum)

8618-W:

Chrome, specify C1: add \$50.00
Satin Nickel Chrome: specify SNC, add \$60.00.

8618-30-W:

Chrome, specify C1: add \$106.90
Satin Nickel Chrome, specify SNC, add: \$116.90.

8650-C: For optional powdercoat with black column, specify PCB and BPC. For optional powdercoat with chrome column, specify PCB only.

Less than minimum:

1-23, add: \$15.00.
24-49, add: \$7.50.

Other

Models 8618-W and 8618-30-W:
Premium metal base glide: add \$5.00. Specify MBG.

See page 233 for Ottomans.

Textile Options:

- For pricing on grades 11-24, refer to the Upholstery Grading Chart on page 18.
- For textile selections, grades 4-10, refer to the Finish/Color Selector.
- COM (Customer's Own Material), refer to page 15.





To Order:

All orders must specify:

1. Ship To address.
2. Any critical opening dates.
3. Model number.
4. Frame finish by number and color name.
5. Upholstery selection by pattern name, color number and name.
6. Stain color and number.



Ellie

8505-W	Sled Base Chair								Specification	Other
	Quantity	COM/ Gr.4	Gr.5	Gr.6	Gr.7	Gr.8	Gr.9	Gr.10	24"w x 24-1/2"d x 33-1/4"h Arm Height: 24-1/2" COM: 2.85 yds. Actual Weight: 28 lbs. Shipping Weight: 36.5 lbs. Freight Class: 250 1 per carton, 17 cu.ft. Recycled Content: 9.38%	Non-marring clear butyrate glides.
	1-23	957.50	980.00	1009.25	1027.25	1040.75	1054.25	1085.75		
	24-99	947.50	970.00	999.25	1017.25	1030.75	1044.25	1075.75		
	100-399	942.50	965.00	994.25	1012.25	1025.75	1039.25	1070.75		
	400+	940.00	962.50	991.75	1009.75	1023.25	1036.75	1068.25		
8900-W	Spider Base Swivel Chair								Specification	Other
	Quantity	COM/ Gr.4	Gr.5	Gr.6	Gr.7	Gr.8	Gr.9	Gr.10	24"w x 23"d x 34-1/2"h Arm Height: 24-1/2" COM: 2.85 yds. Actual Weight: 28 lbs. Shipping Weight: 36.5 lbs. Freight Class: 250 1 per carton, 17 cu.ft. Recycled Content: 2.13%	Polypropelene white glides. Polished aluminum finish only.
	1-23	1035.35	1057.85	1087.10	1105.10	1118.60	1132.10	1163.60		
	24-99	1025.35	1047.85	1077.10	1095.10	1108.60	1122.10	1153.60		
	100-399	1020.35	1042.85	1072.10	1090.10	1103.60	1117.10	1148.60		
	400+	1017.85	1040.35	1069.60	1087.60	1101.10	1114.60	1146.10		
8926-16-W	Tapered Cross Base Swivel Lounge Chair								Specification	Other
	Quantity	COM/ Gr.4	Gr.5	Gr.6	Gr.7	Gr.8	Gr.9	Gr.10	24"w x 24"d x 32"h Arm Height: 22-1/2" COM: 2.85 yds. Actual Weight: 41 lbs. Shipping Weight: 61 lbs. Freight Class: 150 1 per carton, 20.35 cu.ft. Recycled Content: 16.73%	16" lounge seat height. Black manually adjustable glide.
	1-23	1176.75	1199.25	1228.50	1246.50	1260.00	1273.50	1305.00		
	24-99	1166.75	1189.25	1218.50	1236.50	1250.00	1263.50	1295.00		
	100-399	1161.75	1184.25	1213.50	1231.50	1245.00	1258.50	1290.00		
	400+	1159.25	1181.75	1211.00	1229.00	1242.50	1256.00	1287.50		
8926-18-W	Tapered Cross Base Swivel Chair								Specification	Other
	Quantity	COM/ Gr.4	Gr.5	Gr.6	Gr.7	Gr.8	Gr.9	Gr.10	24"w x 24"d x 34"h Arm Height: 24-1/2" COM: 2.85 yds. Actual Weight: 41.5 lbs. Shipping Weight: 61.5 lbs. Freight Class: 250 1 per carton, 20.35 cu.ft. Recycled Content: 17.43%	18" standard seat height. Black manually adjustable glide
	1-23	1171.75	1194.25	1223.50	1241.50	1255.00	1268.50	1300.00		
	24-99	1161.75	1184.25	1213.50	1231.50	1245.00	1258.50	1290.00		
	100-399	1156.75	1179.25	1208.50	1226.50	1240.00	1253.50	1285.00		
	400+	1154.25	1176.75	1206.00	1224.00	1237.50	1251.00	1282.50		

Standard Features

Standard Powdercoat Colors:

Standard powdercoat finishes, except on
8900-W.



Options

Optional Plated Finishes: (50 piece minimum)

8505-W:

Chrome, specify C1: add \$63.00

Satin Nickel Chrome, specify SNC, add \$73.00

8926:

Chrome, specify C1: add \$227.85

Satin Nickel Chrome, specify SNC, add: \$147.85

Less than minimum:

1-23, add: \$15.00.

24-49, add: \$7.50.

Black Caster Option:



For 8900 only. Add
"-C" to model number,
add: \$68.75

See page 233 for Ottomans.

Textile Options:

- For pricing on grades 11-24,
refer to the Upholstery Grading
Chart on page 18.
- For textile selections, grades
4-10, refer to the Finish/Color
Selector.
- COM (Customer's Own
Material), refer to page 15.


To Order:


All orders must specify:


1. Ship To address.
2. Any critical opening dates.
3. Model number.
4. Frame finish by number and
color name.
5. Upholstery selection by pattern
name, color number and name.
6. Stain color and number.





Ellie

WL03-W	Tapered Round Wood Leg Chair								Specification	Other
	Quantity	COM/ Gr.4	Gr.5	Gr.6	Gr.7	Gr.8	Gr.9	Gr.10	24"w x 24"d x 33"h Arm Height: 24" COM: 2.85 yds. Actual Weight: 29.5 lbs. Shipping Weight: 40 lbs. Freight Class: 250 1 per carton, 17 cu.ft. Recycled Content: 1.14%	
	1-23	1255.75	1278.25	1307.50	1325.50	1339.00	1352.50	1384.00		
	24-99	1245.75	1268.25	1297.50	1315.50	1329.00	1342.50	1374.00		
	100-399	1240.75	1263.25	1292.50	1310.50	1324.00	1337.50	1369.00		
	400+	1238.25	1260.75	1290.00	1308.00	1321.50	1335.00	1366.50		

WLBS130-W	Tapered Round Wood Leg Barstool								Specification	Other
	Quantity	COM/ Gr.4	Gr.5	Gr.6	Gr.7	Gr.8	Gr.9	Gr.10	24"w x 25"d x 44-1/4"h Arm Height: 35-1/4" COM: 2.85 yds. Actual Weight: 33 lbs. Shipping Weight: 43 lbs. Freight Class: 250 1 per carton, 18.5 cu.ft. Recycled Content: 1.34%	
	1-9	1365.75	1388.25	1417.50	1435.50	1449.00	1462.50	1494.00		
	10-49	1355.75	1378.25	1407.50	1425.50	1439.00	1452.50	1484.00		
	50-99	1350.75	1373.25	1402.50	1420.50	1434.00	1447.50	1479.00		
	100+	1348.25	1370.75	1400.00	1418.00	1431.50	1445.00	1476.50		

WL50-W	Rectilinear Wood Leg Chair								Specification	Other
	Quantity	COM/ Gr.4	Gr.5	Gr.6	Gr.7	Gr.8	Gr.9	Gr.10	25-1/4"w x 25-1/2"d x 33"h Arm Height: 24" COM: 2.85 yds. Actual Weight: 30.25 lbs. Shipping Weight: 39 lbs. Freight Class: 250 1 per carton, 17 cu.ft. Recycled Content: 5.32%	
	1-23	1255.75	1278.25	1307.50	1325.50	1339.00	1352.50	1384.00		
	24-99	1245.75	1268.25	1297.50	1315.50	1329.00	1342.50	1374.00		
	100-399	1240.75	1263.25	1292.50	1310.50	1324.00	1337.50	1369.00		
	400+	1238.25	1260.75	1290.00	1308.00	1321.50	1335.00	1366.50		

WL60-W	Wood Leg Swivel Chair								Specification	Other
	Quantity	COM/ Gr.4	Gr.5	Gr.6	Gr.7	Gr.8	Gr.9	Gr.10	24"w x 23"d x 33-3/4"h Arm Height: 24-3/4" COM: 2.85 yds. Actual Weight: 29.5 lbs. Shipping Weight: 40 lbs. Freight Class: 250 1 per carton, 17 cu.ft. Recycled Content: 1.14%	
	1-23	1505.75	1528.25	1557.50	1575.50	1589.00	1602.50	1634.00		
	24-99	1495.75	1518.25	1547.50	1565.50	1579.00	1592.50	1624.00		
	100-399	1490.75	1513.25	1542.50	1560.50	1574.00	1587.50	1619.00		
	400+	1488.25	1510.75	1540.00	1558.00	1571.50	1585.00	1616.50		

WL70-W	Wood Bent Ply Leg Chair								Specification	Other
	Quantity	COM/ Gr.4	Gr.5	Gr.6	Gr.7	Gr.8	Gr.9	Gr.10	24-3/4"w x 25"d x 33-1/2"h Arm Height: 24-1/2" COM: 2.85 yds. Actual Weight: 27 lbs. Shipping Weight: 35 lbs. Freight Class: 250 1 per carton, 17 cu.ft. Recycled Content: 0.00%	
	1-23	1195.75	1218.25	1247.50	1265.50	1279.00	1292.50	1324.00		
	24-99	1185.75	1208.25	1237.50	1255.50	1269.00	1282.50	1314.00		
	100-399	1180.75	1203.25	1232.50	1250.50	1264.00	1277.50	1309.00		
	400+	1178.25	1200.75	1230.00	1248.00	1261.50	1275.00	1306.50		

Standard Features

Standard Powdercoat Colors:
Refer to Finish/Color selector.

Standard veneer shell and/or wood legs in maple. Refer to Finish/Color Selector for stain finishes and page 17 for premie stain upcharge.

Premium Metal Base Glides.



Options

Optional Plated Finishes:
(50 piece minimum)

WL03-W & WL50W:

Chrome, specify C1: add \$32.25
Satin Nickel Chrome: specify SNC, add \$42.25

WLBS130-W:

Chrome, specify C1: add \$61.60
Satin Nickel Chrome, specify SNC, add: \$71.60

Less than minimum:

1-23, add: \$15.00.
24-49, add: \$7.50.

Textile Options:

- For pricing on grades 11-24, refer to the Upholstery Grading Chart on page 18.
- For textile selections, grades 4-10, refer to the Finish/Color Selector.
- COM (Customer's Own Material), refer to page 15.

See page 233 for Ottomans.


To Order:


All orders must specify:


1. Ship To address.
2. Any critical opening dates.
3. Model number.
4. Frame finish by number and color name.
5. Upholstery selection by pattern name, color number and name.
6. Stain color and number.



Ellie “W” | Finished Wood with Seat & Back Pad

8650-C-WFWSBP Adjustable Height Swivel/Tilt Caster Chair									Specification	Other
	Quantity	COM/ Gr.4	Gr.5	Gr.6	Gr.7	Gr.8	Gr.9	Gr.10	24-1/2" w x 24-3/4" d x 35-1/2" h COM: 1.35 yds. Actual Weight: 33.5 lbs. Shipping Weight: 40.5 lbs. Freight Class: 250 1 per carton, 17 cu.ft. Recycled Content: 4.6%	Gas lift travel 4-1/4" Overall back ht: 31-1/4" - 35-1/2" Black Twin Wheel Casters standard. Polished aluminum standard.
	1-23	1235.00	1248.50	1266.05	1276.85	1284.95	1293.05	1311.95		
	24-99	1225.00	1238.50	1256.05	1266.85	1274.95	1283.05	1301.95		
	100-399	1220.00	1233.50	1251.05	1261.85	1269.95	1278.05	1296.95		
	400+	1217.50	1231.00	1248.55	1259.35	1267.45	1275.55	1294.45		

8618-WFWSBP Tapered Leg Chair									Specification	Other
	Quantity	COM/ Gr.4	Gr.5	Gr.6	Gr.7	Gr.8	Gr.9	Gr.10	24-1/2"w x 25-1/4"d x 32-3/4"h COM: 1.35 yds. Actual Weight: 28.5 lbs. Shipping Weight: 37 lbs. Freight Class: 250 1 per carton, 17 cu.ft. Recycled Content: 9.33%	Non-marring clear butyrate glides.
	1-23	1165.00	1178.50	1196.05	1206.85	1214.95	1223.05	1241.95		
	24-99	1155.00	1168.50	1186.05	1196.85	1204.95	1213.05	1231.95		
	100-399	1150.00	1163.50	1181.05	1191.85	1199.95	1208.05	1226.95		
	400+	1147.50	1161.00	1178.55	1189.35	1197.45	1205.55	1224.45		

8618-30WFWSBP Tapered Leg Barstool									Specification	Other
	Quantity	COM/ Gr.4	Gr.5	Gr.6	Gr.7	Gr.8	Gr.9	Gr.10	24-1/2"w x 23-1/4"d x 45-3/4"h COM: 1.35 yds. Actual Weight: 32.5 lbs. Shipping Weight: 41.5 lbs. Freight Class: 250 1 per carton, 19.63 cu.ft. Recycled Content: 13.57%	Non-marring clear butyrate glides.
	1-9	1215.00	1228.50	1246.05	1256.85	1264.95	1273.05	1291.95		
	10-49	1205.00	1218.50	1236.05	1246.85	1254.95	1263.05	1281.95		
	50-99	1200.00	1213.50	1231.05	1241.85	1249.95	1258.05	1276.95		
	100+	1197.50	1211.00	1228.55	1239.35	1247.45	1255.55	1274.45		

Standard Features

Standard Powdercoat Colors:
Standard powdercoat finishes, except on
8650-C-WFWSBP.

Standard veneer in maple. Refer to Finish/
Color Selector for stain colors and page 17 for
premier stain upcharge.



Options

Optional Plated Finishes:
(50 piece minimum)

8618-WFWSBP:

Chrome, specify C1: add \$50.00.
Satin Nickel Chrome, specify SNC, add: \$60.00.

8618-30-WFWSBP:

Chrome, specify C1: add \$106.90.
Satin Nickel Chrome, specify SNC, add: \$116.90.

8650-C: For optional powdercoat with black
column, specify PCB and BPC. For optional
powdercoat with chrome column, specify PCB
only.

Less than minimum:

1-23, add: \$15.00.
24-49, add: \$7.50.


Models 8618-WFWSBP and
8618-30-WFWSBP.
Premium Metal Base Glide:
add \$5.00. Specify MBG.


Textile Options:


- For pricing on grades 11-24, refer to the Upholstery Grading Chart on page 18.
- For textile selections, grades 4-10, refer to the Finish/Color Selector.
- COM (Customer's Own Material), refer to page 15.




Ellie "W" | Finished Wood with Seat & Back Pad

8900-WFWSBP Spider Base Swivel Chair									Specification	Other
	Quantity	COM/ Gr.4	Gr.5	Gr.6	Gr.7	Gr.8	Gr.9	Gr.10	24-1/2"w x 24-1/4"d x 34-1/4"h COM: 1.35 yds. Actual Weight: 27.5 lbs. Shipping Weight: 36 lbs. Freight Class: 250 1 per carton, 17 cu.ft. Recycled Content: 2.16%	Polypropylene white glides. Polished aluminum finish onl .
	1-23	1291.50	1305.00	1322.55	1333.35	1341.45	1349.55	1368.45		
	24-99	1281.50	1295.00	1312.55	1323.35	1331.45	1339.55	1358.45		
	100-399	1276.50	1290.00	1307.55	1318.35	1326.45	1334.55	1353.45		
	400+	1274.00	1287.50	1305.05	1315.85	1323.95	1332.05	1350.95		

8926-16WFWSBP Tapered Cross Base Swivel Lounge Chair									Specification	Other
	Quantity	COM/ Gr.4	Gr.5	Gr.6	Gr.7	Gr.8	Gr.9	Gr.10	24-1/2"w x 23-3/4"d x 31-3/4"h COM: 1.35 yds. Actual Weight: 40.5 lbs. Shipping Weight: 60.5 lbs. Freight Class: 150 1 per carton, 20.35 cu.ft. Recycled Content: 16.94%	Black manually adjustable glides. 16" lounge seat height.
	1-23	1435.00	1448.50	1466.05	1476.85	1484.95	1493.05	1511.95		
	24-99	1425.00	1438.50	1456.05	1466.85	1474.95	1483.05	1501.95		
	100-399	1420.00	1433.50	1451.05	1461.85	1469.95	1478.05	1496.95		
	400+	1417.50	1431.00	1448.55	1459.35	1467.45	1475.55	1494.45		

8926-18WFWSBP Tapered Cross Base Swivel Chair									Specification	Other
	Quantity	COM/ Gr.4	Gr.5	Gr.6	Gr.7	Gr.8	Gr.9	Gr.10	24-1/2"w x 23-3/4"d x 33-3/4"h COM: 1.35 yds. Actual Weight: 41 lbs. Shipping Weight: 61 lbs. Freight Class: 150 1 per carton, 20.35 cu.ft. Recycled Content: 17.5%	Black manually adjustable glides. 18" standard seat height.
	1-23	1430.00	1443.50	1461.05	1471.85	1479.95	1488.05	1506.95		
	24-99	1420.00	1433.50	1451.05	1461.85	1469.95	1478.05	1496.95		
	100-399	1415.00	1428.50	1446.05	1456.85	1464.95	1473.05	1491.95		
	400+	1412.50	1426.00	1443.55	1454.35	1462.45	1470.55	1489.45		

8505-WFWSBP Sled Base Chair									Specification	Other
	Quantity	COM/ Gr.4	Gr.5	Gr.6	Gr.7	Gr.8	Gr.9	Gr.10	24-1/2"w x 24-1/4"d x 33"h COM: 1.35 yds. Actual Weight: 27.5 lbs. Shipping Weight: 36 lbs. Freight Class: 250 1 per carton, 17 cu.ft. Recycled Content: 10.05%	Non-marring clear butyrate glides.
	1-23	1215.00	1228.50	1246.05	1256.85	1264.95	1273.05	1291.95		
	24-99	1205.00	1218.50	1236.05	1246.85	1254.95	1263.05	1281.95		
	100-399	1200.00	1213.50	1231.05	1241.85	1249.95	1258.05	1276.95		
	400+	1197.50	1211.00	1228.55	1239.35	1247.45	1255.55	1274.45		

Standard Features

Standard Powdercoat Colors:
Standard powdercoat finishes, except on
8900-WFWSBP.

Standard veneer in maple. Refer to Finish/
Color Selector for stain colors and page 17 for
premier stain upcharge.



Options

Optional Plated Finishes: (50 piece minimum)

8505-WFWSBP:

Chrome, specify C1: add \$227.85.
Satin Nickel Chrome, specify SNC, add: \$147.85.

8926-16 & 18 WFWSBP:

Chrome, specify C1: add \$63.00
Satin Nickel Chrome, specify SNC, add: \$73.00.

Less than minimum:

1-23, add: \$15.00.
24-49, add: \$7.50.


Textile Options:

- For pricing on grades 11-24, refer to the Upholstery Grading Chart on page 18.
- For textile selections, grades 4-10, refer to the Finish/Color Selector.
- COM (Customer's Own Material), refer to page 15.




Ellie "W" | Finished Wood with Seat & Back Pad


WL03-WFWSBP Tapered Round Wood Leg Chair

									Specification	Other
	Quantity	COM/ Gr.4	Gr.5	Gr.6	Gr.7	Gr.8	Gr.9	Gr.10	24-1/2"w x 25"d x 33"h COM: 1.35 yds. Actual Weight: 29 lbs. Shipping Weight: 39.5 lbs. Freight Class: 250 1 per carton, 17 cu.ft. Recycled Content: 5.55%	
	1-23	1512.50	1526.00	1543.55	1554.35	1562.45	1570.55	1589.45		
	24-99	1502.50	1516.00	1533.55	1544.35	1552.45	1560.55	1579.45		
	100-399	1497.50	1511.00	1528.55	1539.35	1547.45	1555.55	1574.45		
	400+	1495.00	1508.50	1526.05	1536.85	1544.95	1553.05	1571.95		


WLBS130WFWSBP Tapered Round Wood Leg Barstool

									Specification	Other
	Quantity	COM/ Gr.4	Gr.5	Gr.6	Gr.7	Gr.8	Gr.9	Gr.10	24-1/2"w x 24-3/4"d x 44"h COM: 1.35 yds. Actual Weight: 32.5 lbs. Shipping Weight: 42.5 lbs. Freight Class: 250 1 per carton, 18.5 cu.ft. Recycled Content: 6.78%	
	1-9	1622.50	1636.00	1653.55	1664.35	1672.45	1680.55	1699.45		
	10-23	1612.50	1626.00	1643.55	1654.35	1662.45	1670.55	1689.45		
	24-99	1607.50	1621.00	1638.55	1649.35	1657.45	1665.55	1684.45		
	100+	1605.00	1618.50	1636.05	1646.85	1654.95	1663.05	1681.95		


WL50-WFWSBP Rectilinear Wood Leg Chair

									Specification	Other
	Quantity	COM/ Gr.4	Gr.5	Gr.6	Gr.7	Gr.8	Gr.9	Gr.10	25"w x 25-1/4"d x 32-3/4"h COM: 1.35 yds. Actual Weight: 29.5 lbs. Shipping Weight: 38.5 lbs. Freight Class: 250 1 per carton, 17 cu.ft. Recycled Content: 5.46%	
	1-23	1512.50	1526.00	1543.55	1554.35	1562.45	1570.55	1589.45		
	24-99	1502.50	1516.00	1533.55	1544.35	1552.45	1560.55	1579.45		
	100-399	1497.50	1511.00	1528.55	1539.35	1547.45	1555.55	1574.45		
	400+	1495.00	1508.50	1526.05	1536.85	1544.95	1553.05	1571.95		

WL60-WFWSBP Wood Leg Swivel Chair

									Specification	Other
	Quantity	COM/ Gr.4	Gr.5	Gr.6	Gr.7	Gr.8	Gr.9	Gr.10	24-1/2"w x 24-1/4"d x 33-3/4"h COM: 1.35 yds. Actual Weight: 30.4 lbs. Shipping Weight: 40.40lbs. Freight Class: 250 1 per carton, 17 cu.ft. Recycled Content: 2.99%	
	1-23	1762.50	1776.00	1793.55	1804.35	1812.45	1820.55	1839.45		
	24-99	1752.50	1766.00	1783.55	1794.35	1802.45	1810.55	1829.45		
	100-399	1747.50	1761.00	1778.55	1789.35	1797.45	1805.55	1824.45		
	400+	1745.00	1758.50	1776.05	1786.85	1794.95	1803.05	1821.95		

WL70-WFWSBP Wood Bent Ply Leg Chair

									Specification	Other
	Quantity	COM/ Gr.4	Gr.5	Gr.6	Gr.7	Gr.8	Gr.9	Gr.10	24-1/2"w x 24-3/4"d x 33-1/4"h COM: 1.35 yds. Actual Weight: 26.5 lbs. Shipping Weight: 34.5 lbs. Freight Class: 250 1 per carton, 17 cu.ft. Recycled Content: 0.00%	
	1-23	1452.50	1466.00	1483.55	1494.35	1502.45	1510.55	1529.45		
	24-99	1442.50	1456.00	1473.55	1484.35	1492.45	1500.55	1519.45		
	100-399	1437.50	1451.00	1468.55	1479.35	1487.45	1495.55	1514.45		
	400+	1435.00	1448.50	1466.05	1476.85	1484.95	1493.05	1511.95		

Standard Features

Standard Powdercoat Colors:
Standard powdercoat finishes

Standard veneer in maple. Refer to Finish/
Color Selector for stain colors and page 17 for
premier stain upcharge.

Premium Metal Base Glides.



Options

Optional Plated Finishes: (50 piece minimum)

WL03-WFWSBP & WL50WFWSBP:

Chrome, specify C1: add \$32.25

Satin Nickel Chrome, specify SNC, add \$42.25

WLBS130-WFWSBP:

Chrome, specify C1: add \$61.60

Satin Nickel Chrome, specify SNC, add: \$71.60

Less than minimum:

1-23, add: \$15.00.

24-49, add: \$7.50.


Textile Options:


- For pricing on grades 11-24, refer to the Upholstery Grading Chart on page 18.
- For textile selections, grades 4-10, refer to the Finish/Color Selector.
- COM (Customer's Own Material), refer to page 15.




Ellie "V"

Products on this page are covered by the following Patents and/or Patents pending: #D822,418 S

8650-C-V Adjustable Height Swivel/Tilt Caster Chair									Specification	Other
	Quantity	COM/ Gr.4	Gr.5	Gr.6	Gr.7	Gr.8	Gr.9	Gr.10	24"w x 25"d x 35-3/4"h COM: 2.25 yds. Actual Weight: 32.5 lbs. Shipping Weight: 39.5 lbs. Freight Class: 250 1 per carton, 17 cu.ft. Recycled Content: 4.74%	Gas lift travel 4-1/4" Overall back ht: 31-1/2" - 35-3/4" Black Twin Wheel Casters standard.
	1-23	980.00	1002.50	1031.75	1049.75	1063.25	1076.75	1108.25		
	24-99	970.00	992.50	1021.75	1039.75	1053.25	1066.75	1098.25		
	100-399	965.00	987.50	1016.75	1034.75	1048.25	1061.75	1093.25		
	400+	962.50	985.00	1014.25	1032.25	1045.75	1059.25	1090.75		Polished aluminum standard.

8618-V Tapered Leg Chair									Specification	Other
	Quantity	COM/ Gr.4	Gr.5	Gr.6	Gr.7	Gr.8	Gr.9	Gr.10	22"w x 25-1/4"d x 33"h COM: 2.25 yds. Actual Weight: 27.5 lbs. Shipping Weight: 365 lbs. Freight Class: 250 1 per carton, 17 cu.ft. Recycled Content: 9.67%	Non-marring clear butyrate glides.
	1-23	907.50	930.00	959.25	977.25	990.75	1004.25	1035.75		
	24-99	897.50	920.00	949.25	967.25	980.75	994.25	1025.75		
	100-399	892.50	915.00	944.25	962.25	975.75	989.25	1020.75		
	400+	890.00	912.50	941.75	959.75	973.25	986.75	1018.25		

8618-30-V Tapered Leg Barstool									Specification	Other
	Quantity	COM/ Gr.4	Gr.5	Gr.6	Gr.7	Gr.8	Gr.9	Gr.10	22"w x 23-1/2"d x 46"h COM: 2.25 yds. Actual Weight: 31.5 lbs. Shipping Weight: 41.5 lbs. Freight Class: 250 1 per carton, 19.63 cu.ft. Recycled Content: 14.00%	Non-marring clear butyrate glides.
	1-9	960.00	982.50	1011.75	1029.75	1043.25	1056.75	1088.25		
	10-49	950.00	972.50	1001.75	1019.75	1033.25	1046.75	1078.25		
	50-99	945.00	967.50	996.75	1014.75	1028.25	1041.75	1073.25		
	100+	942.50	965.00	994.25	1012.25	1025.75	1039.25	1070.75		

Standard Features

Standard Powdercoat Colors:
Standard powdercoat finishes



Options

Optional Plated Finishes: (50 piece minimum)

8618-V:
Chrome, specify C1: add \$50.00.
Satin Nickel Chrome, specify SNC, add: \$60.00.

8618-30-V:
Chrome, specify C1: add \$106.90.
Satin Nickel Chrome, specify SNC, add: \$116.90.

8650-C: For optional powdercoat with black column, specify PCB and BPC. For optional powdercoat with chrome column, specify PCB only.

Less than minimum:

1-23, add: \$15.00.
24-49, add: \$7.50.

Models 8618-V and 8618-30-V.
Premium Metal Base Glide:
add \$5:00. Specify MBG.






See page 233 for Ottomans.

Textile Options:

- For pricing on grades 11-24, refer to the Upholstery Grading Chart on page 18.
- For textile selections, grades 4-10, refer to the Finish/Color Selector.
- COM (Customer's Own Material), refer to page 15.



Ellie "V"

WL03-V Tapered Round Wood Leg Chair		Specification							Other
	Quantity	COM/ Gr.4	Gr.5	Gr.6	Gr.7	Gr.8	Gr.9	Gr.10	22"w x 25-1/4"d x 33-1/4"h COM: 2.25 yds. Actual Weight: 28 lbs. Shipping Weight: 36.5 lbs. Freight Class: 250 1 per carton, 17 cu.ft. Recycled Content: 5.75%
	1-23	1255.75	1278.25	1307.50	1325.50	1339.00	1352.50	1384.00	
	24-99	1245.75	1268.25	1297.50	1315.50	1329.00	1342.50	1374.00	
	100-399	1240.75	1263.25	1292.50	1310.50	1324.00	1337.50	1369.00	
	400+	1238.25	1260.75	1290.00	1308.00	1321.50	1335.00	1366.50	
WLBS130-V Tapered Round Wood Leg Barstool		Specification							Other
	Quantity	COM/ Gr.4	Gr.5	Gr.6	Gr.7	Gr.8	Gr.9	Gr.10	22"w x 25"d x 44-1/4"h COM: 2.25 yds. Actual Weight: 31.5 lbs. Shipping Weight: 41.5 lbs. Freight Class: 250 1 per carton, 18.5 cu.ft. Recycled Content: 7%
	1-9	1365.75	1388.25	1417.50	1435.50	1449.00	1462.50	1494.00	
	10-49	1355.75	1378.25	1407.50	1425.50	1439.00	1452.50	1484.00	
	50-99	1350.75	1373.25	1402.50	1420.50	1434.00	1447.50	1479.00	
	100+	1348.25	1370.75	1400.00	1418.00	1431.50	1445.00	1476.50	
WL50-V Rectilinear Wood Leg Chair		Specification							Other
	Quantity	COM/ Gr.4	Gr.5	Gr.6	Gr.7	Gr.8	Gr.9	Gr.10	22"w x 25-1/4"d x 33"h COM: 2.25 yds. Actual Weight: 28.5 lbs. Shipping Weight: 37.5 lbs. Freight Class: 250 1 per carton, 17 cu.ft. Recycled Content: 5.65%
	1-23	1255.75	1278.25	1307.50	1325.50	1339.00	1352.50	1384.00	
	24-99	1245.75	1268.25	1297.50	1315.50	1329.00	1342.50	1374.00	
	100-399	1240.75	1263.25	1292.50	1310.50	1324.00	1337.50	1369.00	
	400+	1238.25	1260.75	1290.00	1308.00	1321.50	1335.00	1366.50	
WL60-V Wood Leg Swivel Chair		Specification							Other
	Quantity	COM/ Gr.4	Gr.5	Gr.6	Gr.7	Gr.8	Gr.9	Gr.10	22"w x 24-1/2"d x 33-1/4"h COM: 2.25 yds. Actual Weight: 29.4 lbs. Shipping Weight: 39.4lbs. Freight Class: 250 1 per carton, 17 cu.ft. Recycled Content: 3.01%
	1-23	1505.75	1528.25	1557.50	1575.50	1589.00	1602.50	1634.00	
	24-99	1495.75	1518.25	1547.50	1565.50	1579.00	1592.50	1624.00	
	100-399	1490.75	1513.25	1542.50	1560.50	1574.00	1587.50	1619.00	
	400+	1488.25	1510.75	1540.00	1558.00	1571.50	1585.00	1616.50	
WL70-V Wood Bent Ply Leg Chair		Specification							Other
	Quantity	COM/ Gr.4	Gr.5	Gr.6	Gr.7	Gr.8	Gr.9	Gr.10	21-1/2"w x 24-3/4"d x 33-1/2"h COM: 2.25 yds. Actual Weight: 25.5 lbs. Shipping Weight: 33.5 lbs. Freight Class: 250 1 per carton, 17 cu.ft. Recycled Content: 0.00%
	1-23	1195.75	1218.25	1247.50	1265.50	1279.00	1292.50	1324.00	
	24-99	1185.75	1208.25	1237.50	1255.50	1269.00	1282.50	1314.00	
	100-399	1180.75	1203.25	1232.50	1250.50	1264.00	1277.50	1309.00	
	400+	1178.25	1200.75	1230.00	1248.00	1261.50	1275.00	1306.50	

Standard Features

Standard Powdercoat Colors:
Standard powdercoat finishes

Standard veneer in maple. Refer to Finish/
Color Selector for stain colors and page 17 for
premier stain upcharge.

Premium Metal Base Glides.



Options

Optional Plated Finishes: (50 piece minimum)

WL03-V & WL50-V:

Chrome, specify C1: add \$32.25

Satin Nickel Chrome: specify SNC, add \$42.25

WLBS130-V:

Chrome, specify C1: add \$61.60

Satin Nickel Chrome, specify SNC, add: \$71.60

Less than minimum:

1-23, add: \$15.00.

24-49, add: \$7.50.


Textile Options:


- For pricing on grades 11-24, refer to the Upholstery Grading Chart on page 18.
- For textile selections, grades 4-10, refer to the Finish/Color Selector.
- COM (Customer's Own Material), refer to page 15.


See page 233 for Ottomans.



Ellie “V” | Finished Wood w/Seat & Back Pad

8650-C-VFWSBP Adjustable Height Swivel/Tilt Caster Chair									Specification	Other
	Quantity	COM/ Gr.4	Gr.5	Gr.6	Gr.7	Gr.8	Gr.9	Gr.10	24"w x 24-3/4"d x 35-1/2"h COM: 1.35 yds. Actual Weight: 32 lbs. Shipping Weight: 39 lbs. Freight Class: 250 1 per carton, 17 cu.ft. Recycled Content: 4.81%	Gas lift travel 4-1/4" Overall back ht: 31-1/4" - 35-1/2" Black Twin Wheel Casters standard. Polished aluminum standard.
	1-23	1235.00	1248.50	1266.05	1276.85	1284.95	1293.05	1311.95		
	24-99	1225.00	1238.50	1256.05	1266.85	1274.95	1283.05	1301.95		
	100-399	1220.00	1233.50	1251.05	1261.85	1269.95	1278.05	1296.95		
	400+	1217.50	1231.00	1248.55	1259.35	1267.45	1275.55	1294.45		

8618-VFWSBP Tapered Leg Chair									Specification	Other
	Quantity	COM/ Gr.4	Gr.5	Gr.6	Gr.7	Gr.8	Gr.9	Gr.10	21-3/4"w x 25-1/4"d x 32-3/4"h COM: 1.35 yds. Actual Weight: 27 lbs. Shipping Weight: 35.5 lbs. Freight Class: 250 1 per carton, 17 cu.ft. Recycled Content: 9.85%	Non-marring clear butyrate glides.
	1-23	1165.00	1178.50	1196.05	1206.85	1214.95	1223.05	1241.95		
	24-99	1155.00	1168.50	1186.05	1196.85	1204.95	1213.05	1231.95		
	100-399	1150.00	1163.50	1181.05	1191.85	1199.95	1208.05	1226.95		
	400+	1147.50	1161.00	1178.55	1189.35	1197.45	1205.55	1224.45		

8618-30VFWSBP Tapered Leg Barstool									Specification	Other
	Quantity	COM/ Gr.4	Gr.5	Gr.6	Gr.7	Gr.8	Gr.9	Gr.10	21-3/4"w x 23-1/4"d x 45-3/4"h COM: 1.35 yds. Actual Weight: 31 lbs. Shipping Weight: 41 lbs. Freight Class: 250 1 per carton, 19.63 cu.ft. Recycled Content: 14.23%	Non-marring clear butyrate glides.
	1-9	1215.00	1228.50	1246.05	1256.85	1264.95	1273.05	1291.95		
	10-49	1205.00	1218.50	1236.05	1246.85	1254.95	1263.05	1281.95		
	50-99	1200.00	1213.50	1231.05	1241.85	1249.95	1258.05	1276.95		
	100+	1197.50	1211.00	1228.55	1239.35	1247.45	1255.55	1274.45		

Standard Features

Standard Powdercoat Colors:

Standard powdercoat finishes

Standard veneer in maple. Refer to Finish/Color Selector for stain colors and page 17 for premier stain upcharge.



Options

Optional Plated Finishes: (50 piece minimum)

8618-VFWSBP:

Chrome, specify C1: add \$50.00.

Satin Nickel Chrome, specify SNC, add: \$60.00.

8618-30VFWSBP:

Chrome, specify C1: add \$106.90.

Satin Nickel Chrome, specify SNC, add: \$116.90.

8650-C: For optional powdercoat with black column, specify PCB and BPC. For optional powdercoat with chrome column, specify PCB

Less than minimum:

1-23, add: \$15.00.

24-49, add: \$7.50.


Models 8618-VFWSBP and 8618-30VFWSBP.
Premium Metal Base Glide:
add \$5:00. Specify MBG.


Textile Options:


- For pricing on grades 11-24, refer to the Upholstery Grading Chart on page 18.
- For textile selections, grades 4-10, refer to the Finish/Color Selector.
- COM (Customer's Own Material), refer to page 15.




Ellie "V" | Finished Wood w/Seat & Back Pad

8900-VFWSBP Spider Base Swivel Chair								Specification	Other	
	Quantity	COM/ Gr.4	Gr.5	Gr.6	Gr.7	Gr.8	Gr.9	Gr.10	21-3/4"w x 24-1/4"d x 34-1/4"h COM: 1.35 yds. Actual Weight: 26 lbs. Shipping Weight: 34.5 lbs. Freight Class: 250 1 per carton, 17 cu.ft. Recycled Content: 2.29%	Polypropylene white glides. Polished aluminum finish onl .
	1-23	1291.50	1305.00	1322.55	1333.35	1341.45	1349.55	1368.45		
	24-99	1281.50	1295.00	1312.55	1323.35	1331.45	1339.55	1358.45		
	100-399	1276.50	1290.00	1307.55	1318.35	1326.45	1334.55	1353.45		
	400+	1274.00	1287.50	1305.05	1315.85	1323.95	1332.05	1350.95		

8926-16VFWSBP Tapered Cross Base Swivel Lounge Chair								Specification	Other	
	Quantity	COM/ Gr.4	Gr.5	Gr.6	Gr.7	Gr.8	Gr.9	Gr.10	21-3/4"w x 23-3/4"d x 31-3/4"h COM: 1.35 yds. Actual Weight: 39 lbs. Shipping Weight: 58.5 lbs. Freight Class: 150 1 per carton, 20.35 cu.ft. Recycled Content: 17.59%	Black manually adjustable glides.
	1-23	1435.00	1448.50	1466.05	1476.85	1484.95	1493.05	1511.95		
	24-99	1425.00	1438.50	1456.05	1466.85	1474.95	1483.05	1501.95		
	100-399	1420.00	1433.50	1451.05	1461.85	1469.95	1478.05	1496.95		
	400+	1417.50	1431.00	1448.55	1459.35	1467.45	1475.55	1494.45		

8926-18VFWSBP Tapered Cross Base Swivel Chair								Specification	Other	
	Quantity	COM/ Gr.4	Gr.5	Gr.6	Gr.7	Gr.8	Gr.9	Gr.10	21-3/4"w x 23-3/4"d x 33-3/4"h COM: 1.35 yds. Actual Weight: 39.5 lbs. Shipping Weight: 59 lbs. Freight Class: 150 1 per carton, 20.35 cu.ft. Recycled Content: 17.9%	Black manually adjustable glides.
	1-23	1430.00	1443.50	1461.05	1471.85	1479.95	1488.05	1506.95		
	24-99	1420.00	1433.50	1451.05	1461.85	1469.95	1478.05	1496.95		
	100-399	1415.00	1428.50	1446.05	1456.85	1464.95	1473.05	1491.95		
	400+	1412.50	1426.00	1443.55	1454.35	1462.45	1470.55	1489.45		

8505-VFWSBP Sled Base Chair								Specification	Other	
	Quantity	COM/ Gr.4	Gr.5	Gr.6	Gr.7	Gr.8	Gr.9	Gr.10	21-3/4"w x 24-1/4"d x 33"h COM: 1.35 yds. Actual Weight: 26 lbs. Shipping Weight: 34.5 lbs. Freight Class: 250 1 per carton, 17 cu.ft. Recycled Content: 10.63%	Non-marring clear butyrate glides.
	1-23	1215.00	1228.50	1246.05	1256.85	1264.95	1273.05	1291.95		
	24-99	1205.00	1218.50	1236.05	1246.85	1254.95	1263.05	1281.95		
	100-399	1200.00	1213.50	1231.05	1241.85	1249.95	1258.05	1276.95		
	400+	1197.50	1211.00	1228.55	1239.35	1247.45	1255.55	1274.45		

Standard Features

Standard Powdercoat Colors:
Standard powdercoat finishes, except on
8900-VFWSBP.

Standard veneer in maple. Refer to Finish/
Color Selector for stain colors and page 17 for
premier stain upcharge.



Options

Optional Plated Finishes: (50 piece minimum)

8926-16 & 18 VFWSBP:

Chrome, specify C1: add \$227.85.

Satin Nickel Chrome, specify SNC, add: \$147.85.

8505-VFWSBP:

Chrome, specify C1: add \$63.00

Satin Nickel Chrome, specify SNC, add: \$73.00.

Less than minimum:

1-23, add: \$15.00.

24-49, add: \$7.50.

Black Caster Option:








For 8900 only. Add
"-C" to model number,
add: \$68.75

Textile Options:

- For pricing on grades 11-24, refer to the Upholstery Grading Chart on page 18.
- For textile selections, grades 4-10, refer to the Finish/Color Selector.
- COM (Customer's Own Material), refer to page 15.



Ellie "V" | Finished Wood w/Seat & Back Pad

WL03-VFWSBP Tapered Round Wood Leg Chair								Specification	Other
	Quantity	COM/ Gr.4	Gr.5	Gr.6	Gr.7	Gr.8	Gr.9	Gr.10	21-3/4"w x 25"d x 33"h COM: 1.35 yds. Actual Weight: 27.5 lbs. Shipping Weight: 36 lbs. Freight Class: 250 1 per carton, 17 cu.ft. Recycled Content: 5.85%
	1-23	1512.50	1526.00	1543.55	1554.35	1562.45	1570.55	1589.45	
	24-99	1502.50	1516.00	1533.55	1544.35	1552.45	1560.55	1579.45	
	100-399	1497.50	1511.00	1528.55	1539.35	1547.45	1555.55	1574.45	
	400+	1495.00	1508.50	1526.05	1536.85	1544.95	1553.05	1571.95	
WLBS130VFWSBP Tapered Round Wood Leg Barstool								Specification	Other
	Quantity	COM/ Gr.4	Gr.5	Gr.6	Gr.7	Gr.8	Gr.9	Gr.10	21-3/4"w x 24-3/4"d x 44"h COM: 1.35 yds. Actual Weight: 31 lbs. Shipping Weight: 41 lbs. Freight Class: 250 1 per carton, 18.5 cu.ft. Recycled Content: 7.11%
	1-9	1622.50	1636.00	1653.55	1664.35	1672.45	1680.55	1699.45	
	10-49	1612.50	1626.00	1643.55	1654.35	1662.45	1670.55	1689.45	
	50-99	1607.50	1621.00	1638.55	1649.35	1657.45	1665.55	1684.45	
	100+	1605.00	1618.50	1636.05	1646.85	1654.95	1663.05	1681.95	
WL50-VFWSBP Rectilinear Wood Leg Chair								Specification	Other
	Quantity	COM/ Gr.4	Gr.5	Gr.6	Gr.7	Gr.8	Gr.9	Gr.10	21-3/4"w x 25"d x 32-3/4"h COM: 1.35 yds. Actual Weight: 28 lbs. Shipping Weight: 37 lbs. Freight Class: 250 1 per carton, 17 cu.ft. Recycled Content: 5.75%
	1-23	1512.50	1526.00	1543.55	1554.35	1562.45	1570.55	1589.45	
	24-99	1502.50	1516.00	1533.55	1544.35	1552.45	1560.55	1579.45	
	100-399	1497.50	1511.00	1528.55	1539.35	1547.45	1555.55	1574.45	
	400+	1495.00	1508.50	1526.05	1536.85	1544.95	1553.05	1571.95	
WL60-VFWSBP Wood Leg Swivel Chair								Specification	Other
	Quantity	COM/ Gr.4	Gr.5	Gr.6	Gr.7	Gr.8	Gr.9	Gr.10	21-3/4"w x 24-1/4"d x 33"h COM: 1.35 yds. Actual Weight: 28.9 lbs. Shipping Weight: 38.9 lbs. Freight Class: 250 1 per carton, 17 cu.ft. Recycled Content: 3.15%
	1-23	1762.50	1776.00	1793.55	1804.35	1812.45	1820.55	1839.45	
	24-99	1752.50	1766.00	1783.55	1794.35	1802.45	1810.55	1829.45	
	100-399	1747.50	1761.00	1778.55	1789.35	1797.45	1805.55	1824.45	
	400+	1745.00	1758.50	1776.05	1786.85	1794.95	1803.05	1821.95	
WL70-VFWSBP								Specification	Other
	Quantity	COM/ Gr.4	Gr.5	Gr.6	Gr.7	Gr.8	Gr.9	Gr.10	21-1/4"w x 24-1/2"d x 33-1/4"h COM: 1.35 yds. Actual Weight: 25 lbs. Shipping Weight: 33.5 lbs. Freight Class: 250 1 per carton, 17 cu.ft. Recycled Content: 0.00%
	1-23	1452.50	1466.00	1483.55	1494.35	1502.45	1510.55	1529.45	
	24-99	1442.50	1456.00	1473.55	1484.35	1492.45	1500.55	1519.45	
	100-399	1437.50	1451.00	1468.55	1479.35	1487.45	1495.55	1514.45	
	400+	1435.00	1448.50	1466.05	1476.85	1484.95	1493.05	1511.95	

Standard Features

Standard Powdercoat Colors:
Standard powdercoat finishes.

Standard veneer in maple. Refer to Finish/
Color Selector for stain colors and page 17 for
premier stain upcharge.

Premium Metal Base Glides.



Options

Optional Plated Finishes:
(50 piece minimum)

WL03-VFWSBP & WL50-VFWSBP:

Chrome, specify C1: add \$32.25

Satin Nickel Chrome, specify SNC, add: \$42.25

WLBS130VFWSBP:

Chrome, specify C1: add \$61.60

Satin Nickel Chrome, specify SNC, add: \$71.60

Less than minimum:

1-23, add: \$15.00.

24-49, add: \$7.50.





Textile Options:

- For pricing on grades 11-24, refer to the Upholstery Grading Chart on page 18.
- For textile selections, grades 4-10, refer to the Finish/Color Selector.
- COM (Customer's Own Material), refer to page 15.



Paragami "A"

Products on this page are covered by the following Patents and/or Patents pending: #D822,418 S

7523-C-A	Swivel Caster Chair							Specification	Other	
	Quantity	COM/ Gr.4	Gr.5	Gr.6	Gr.7	Gr.8	Gr.9	Gr.10	24-1/4"w x 25"d x 31-1/4"h COM: 2.25 yds. Actual Weight: 24.75 lbs. Shipping Weight: 35.75 lbs. Freight Class: 250 1 per carton, 17 cu.ft. Recycled Content: 6.36%	Black Twin Wheel Casters standard. Without casters: remove (-C) from model number.
	1-23	605.00	627.50	656.75	674.75	688.25	701.75	733.25		
	24-99	595.00	617.50	646.75	664.75	678.25	691.75	723.25		
	100-399	590.00	612.50	641.75	659.75	673.25	686.75	718.25		
	400+	587.50	610.00	639.25	657.25	670.75	684.25	715.75		
8650-C-A	Adjustable Height Swivel/Tilt Caster Chair							Specification	Other	
	Quantity	COM/ Gr.4	Gr.5	Gr.6	Gr.7	Gr.8	Gr.9	Gr.10	24-1/4"w x 25"d x 34-3/4"h COM: 2.25 Yards Actual Wgt: 29.5 lbs. ea. Shipping Wgt: 39.5 lbs. ea. Freight Class: 250 1 per carton, 17 cu. ft. Recycled Content: 7.71%	Gas lift travel 4-1/4" Overall back ht: 30-1/2" - 34-3/4" Black Twin Wheel Casters standard. Polished aluminum standard.
	1-23	630.50	653.00	682.25	700.25	713.75	727.25	758.75		
	24-99	620.50	643.00	672.25	690.25	703.75	717.25	748.75		
	100-399	615.50	638.00	667.25	685.25	698.75	712.25	743.75		
	400+	613.00	635.50	664.75	682.75	696.25	709.75	741.25		
8610-A	Tapered Leg Base Chair							Specification	Other	
	Quantity	COM/ Gr.4	Gr.5	Gr.6	Gr.7	Gr.8	Gr.9	Gr.10	24-1/4"w x 25-1/2"d x 31-1/4"h COM: 2.25 Yards Actual Wgt: 24 lbs. ea. Shipping Wgt: 34 lbs. ea. Freight Class: 250 1 per carton, 17 cu. ft. Recycled Content: 10.94%	Non-marring clear butyrate glides.
	1-23	540.75	563.25	592.50	610.50	624.00	637.50	669.00		
	24-99	530.75	553.25	582.50	600.50	614.00	627.50	659.00		
	100-399	525.75	548.25	577.50	595.50	609.00	622.50	654.00		
	400+	523.25	545.75	575.00	593.00	606.50	620.00	651.50		
8610-30-A	Tapered Leg Barstool							Specification	Other	
	Quantity	COM/ Gr.4	Gr.5	Gr.6	Gr.7	Gr.8	Gr.9	Gr.10	24-1/4"w x 24"d x 43"h COM: 2.25 yds. Actual Weight: 28.2 lbs. Shipping Weight: 40 lbs. Freight Class: 250 1 per carton, 17 cu.ft. Recycled Content: 9.31%	Non-marring clear butyrate glides. Footrest: Specify Gold (GAF), Satin Silver (SSF), or Black (BAF).
	1-9	590.75	613.25	642.50	660.50	674.00	687.50	719.00		
	10-49	580.75	603.25	632.50	650.50	664.00	677.50	709.00		
	50-99	575.75	598.25	627.50	645.50	659.00	672.50	704.00		
	100+	573.25	595.75	625.00	643.00	656.50	670.00	701.50		

Standard Features

Standard Powdercoat Colors:

Standard powdercoat finishes, except on 8650-C-A.



Options

Optional Plated Finishes: (50 piece minimum)

Chairs:

Chrome, specify C1: add \$50.00

Satin Nickel Chrome, specify SNC, add: \$60.00

Barstools:

Chrome, specify C1: add \$106.90

Satin Nickel Chrome, specify SNC, add: \$116.90

Less than minimum:

1-23, add: \$15.00.

24-49, add: \$7.50.

7523: For optional chrome column with polished aluminum base, specify CPA, add: \$40.25.
(Extended lead time, contact MTS)

8650-C: For optional powdercoat with black column, specify PCB and BPC. For optional powdercoat with chrome column, specify PCB only.

Models 8610-A and 8610-30-A:
Premium metal base glide: add \$5.00. Specify MBG.

See page 229-230
for Ottomans.

Textile Options:

- For pricing on grades 11-24, refer to the Upholstery Grading Chart on page 18.
- For textile selections, grades 4-10, refer to the Finish/Color Selector.
- COM (Customer's Own Material), refer to page 15.


To Order:


All orders must specify:


- Ship To address.
- Any critical opening dates.
- Model number.
- Frame finish by number and color name.
- Upholstery selection by pattern name, color number and name.
- Stain color and number.





Paragami "A"

8600-A	Straight Leg Base Chair							Specification	Other
	Quantity	COM/ Gr.4	Gr.5	Gr.6	Gr.7	Gr.8	Gr.9	Gr.10	24-1/4"w x 25-1/2"d x 31-1/4"h COM: 2.25 Yards Actual Wgt: 24lbs. ea. Shipping Wgt: 34 lbs. ea. Freight Class: 250 1 per carton, 17 cu. ft. Recycled Content: 10.06% Non-marring clear butyrate glides. 1" dia. straight leg.
	1-23	530.00	552.50	581.75	599.75	613.25	626.75	658.25	
	24-99	520.00	542.50	571.75	589.75	603.25	616.75	648.25	
	100-399	515.00	537.50	566.75	584.75	598.25	611.75	643.25	
	400+	512.50	535.00	564.25	582.25	595.75	609.25	640.75	

8502-A	Sled Base Chair							Specification	Other
	Quantity	COM/ Gr.4	Gr.5	Gr.6	Gr.7	Gr.8	Gr.9	Gr.10	24-1/4"w x 25-3/4"d x 32"h COM: 2.25 yds. Actual Weight: 24.5 lbs. Shipping Weight: 34.5 lbs. Freight Class: 250 1 per carton, 17 cu.ft. Recycled Content: 11.57% Non-marring clear butyrate glides.
	1-23	590.00	612.50	641.75	659.75	673.25	686.75	718.25	
	24-99	580.00	602.50	631.75	649.75	663.25	676.75	708.25	
	100-399	575.00	597.50	626.75	644.75	658.25	671.75	703.25	
	400+	572.50	595.00	624.25	642.25	655.75	669.25	700.75	

8900-A	Spider Pedestal Base Swivel Chair							Specification	Other
	Quantity	COM/ Gr.4	Gr.5	Gr.6	Gr.7	Gr.8	Gr.9	Gr.10	24-1/4"w x 23-1/2"d x 32-1/2"h COM: 2.25 yds. Actual Weight: 23.2 lbs. Shipping Weight: 34 lbs. Freight Class: 250 1 per carton, 17 cu.ft. Recycled Content: 3.77% Polypropylene white glides. Polished aluminum finish onl .
	1-23	670.00	692.50	721.75	739.75	753.25	766.75	798.25	
	24-99	660.00	682.50	711.75	729.75	743.25	756.75	788.25	
	100-399	655.00	677.50	706.75	724.75	738.25	751.75	783.25	
	400+	652.50	675.00	704.25	722.25	735.75	749.25	780.75	

WL01-A	Tapered Round Wood Leg Chair							Specification	Other
	Quantity	COM/ Gr.4	Gr.5	Gr.6	Gr.7	Gr.8	Gr.9	Gr.10	24-1/4"w x 25-1/2"d x 31-1/4"h COM: 2.25 yds. Actual Weight: 24.5 lbs. Shipping Weight: 32 lbs. Freight Class: 250 1 per carton, 21.75 cu.ft. Recycled Content: 1.31% Premium Metal Base Glides. Standard veneer shell and/ or wood legs in maple. Refer to Finish/Color Selector for stain finishes and page 17 for premier stain upcharge.
	1-23	890.00	912.50	941.75	959.75	973.25	986.75	1018.25	
	24-99	880.00	902.50	931.75	949.75	963.25	976.75	1008.25	
	100-399	875.00	897.50	926.75	944.75	958.25	971.75	1003.25	
	400+	872.50	895.00	924.25	942.25	955.75	969.25	1000.75	

WLBS130-A	Tapered Round Wood Leg Barstool							Specification	Other
	Quantity	COM/ Gr.4	Gr.5	Gr.6	Gr.7	Gr.8	Gr.9	Gr.10	24-1/4"w x 24"d x 43"h COM: 2.25 yds. Actual Weight: 28.5 lbs. Shipping Weight: 40 lbs. Freight Class: 250 1 per carton, 18.5 cu.ft. Recycled Content: 1.55% Premium Metal Base Glides. Standard veneer shell and/ or wood legs in maple. Refer to Finish/Color Selector for stain finishes and page 17 for premier stain upcharge.
	1-9	1000.00	1022.50	1051.75	1069.75	1083.25	1096.75	1128.25	
	10-49	990.00	1012.50	1041.75	1059.75	1073.25	1086.75	1118.25	
	50-99	985.00	1007.50	1036.75	1054.75	1068.25	1081.75	1113.25	
	100+	982.50	1005.00	1034.25	1052.25	1065.75	1079.25	1110.75	

Standard Features

Standard Powdercoat Colors:

Standard powdercoat finishes, except on 8900-A.



Options

Optional Plated Finishes: (50 piece minimum)

8600-A:

Chrome, specify C1: add \$50.00

Satin Nickel Chrome, specify SNC, add \$60.00

8502-A:

Chrome, specify C1: add \$63.00

Satin Nickel Chrome, specify SNC, add \$73.00

WL01-A:

Chrome, specify C1: add \$32.25

Satin Nickel Chrome, specify SNC, add \$42.25

WLBS130-A:

Chrome, specify C1: add \$61.60

Satin Nickel Chrome, specify SNC, add \$71.60

Less than minimum:

1-23, add: \$15.00.

24-49, add: \$7.50.

Black Caster Option:



For 8900 only. Add
"-C" to model number,
add: \$68.75

Model 8600-A: Premium metal
base glide: add \$5.00. Specify
MBG.

To Order:





Textile Options:

- For pricing on grades 11-24, refer to the Upholstery Grading Chart on page 18.
- For textile selections, grades 4-10, refer to the Finish/Color Selector.
- COM (Customer's Own Material), refer to page 15.

See page 229-230
for Ottomans.



Paragami "A"

WL50-A Rectilinear Wood Leg Chair		Specification							Other
	Quantity	COM/ Gr.4	Gr.5	Gr.6	Gr.7	Gr.8	Gr.9	Gr.10	24-1/4"w x 24"d x 32"h COM: 2.25 yds. Actual Weight: 22.5 lbs. Shipping Weight: 34.5 lbs. Freight Class: 250 1 per carton, 21.75 cu.ft. Recycled Content: 7.16% Premium Metal Base Glides. Standard veneer shell and/ or wood legs in maple. Refer to Finish/Color Selector for stain finishes and page 17 for premier stain upcharge.
	1-23	890.00	912.50	941.75	959.75	973.25	986.75	1018.25	
	24-99	880.00	902.50	931.75	949.75	963.25	976.75	1008.25	
	100-399	875.00	897.50	926.75	944.75	958.25	971.75	1003.25	
	400+	872.50	895.00	924.25	942.25	955.75	969.25	1000.75	
8720-16-A Round Pedestal Base Swivel Lounge Chair		Specification							Other
	Quantity	COM/ Gr.4	Gr.5	Gr.6	Gr.7	Gr.8	Gr.9	Gr.10	24-1/4"w x 24-1/4"d x 30-1/4"h COM: 2.25 yds. Actual Weight: 53.5 lbs. Shipping Weight: 73.5 lbs. Freight Class: 175 1 per carton, 20.96 cu.ft. Recycled Content: 23.28% 16" lounge seat height.
	1-23	825.00	847.50	876.75	894.75	908.25	921.75	953.25	
	24-99	815.00	837.50	866.75	884.75	898.25	911.75	943.25	
	100-399	810.00	832.50	861.75	879.75	893.25	906.75	938.25	
	400+	807.50	830.00	859.25	877.25	890.75	904.25	935.75	
8720-18-A Round Pedestal Base Swivel Chair		Specification							Other
	Quantity	COM/ Gr.4	Gr.5	Gr.6	Gr.7	Gr.8	Gr.9	Gr.10	24-1/4"w x 24-1/4"d x 32-1/4"h COM: 2.25 yds. Actual Weight: 54 lbs. Shipping Weight: 74 lbs. Freight Class: 175 1 per carton, 20.96 cu.ft. Recycled Content: 23.26% 18" standard seat height.
	1-23	820.00	842.50	871.75	889.75	903.25	916.75	948.25	
	24-99	810.00	832.50	861.75	879.75	893.25	906.75	938.25	
	100-399	805.00	827.50	856.75	874.75	888.25	901.75	933.25	
	400+	802.50	825.00	854.25	872.25	885.75	899.25	930.75	
8720-30-A Round Pedestal Base Swivel Barstool		Specification							Other
	Quantity	COM/ Gr.4	Gr.5	Gr.6	Gr.7	Gr.8	Gr.9	Gr.10	24-1/4"w x 24-1/2"d x 43-3/4"h COM: 2.25 yds. Actual Weight: 56.5 lbs. Shipping Weight: 79.5 lbs. Freight Class: 175 1 per carton, 23 cu.ft. Recycled Content: 26.78%
	1-9	951.25	973.75	1003.00	1021.00	1034.50	1048.00	1079.50	
	10-49	941.25	963.75	993.00	1011.00	1024.50	1038.00	1069.50	
	50-99	936.25	958.75	988.00	1006.00	1019.50	1033.00	1064.50	
	100+	933.75	956.25	985.50	1003.50	1017.00	1030.50	1062.00	

Standard Features

Standard Powdercoat Colors:
Standard powdercoat finishes

Black manually adjustable glides
on pedestal bases only.



Options

Optional Plated Finishes:
(50 piece minimum)

WL50-A:

Chrome, specify C1: add \$32.25.
Satin Nickel Chrome: specify SNC, add \$42.25.

Pedestal Chairs:

Chrome, specify C1: add \$218.10.
Satin Nickel Chrome: specify SNC, add \$153.45.

Pedestal Barstool:

Chrome, specify C1: add \$294.00.
Satin Nickel Chrome, specify SNC, add \$207.55.

Less than minimum:

1-23, add: \$15.00.
24-49, add: \$7.50.

Textile Options:

- For pricing on grades 11-24, refer to the Upholstery Grading Chart on page 18.
- For textile selections, grades 4-10, refer to the Finish/Color Selector.
- COM (Customer's Own Material), refer to page 15.

See page 229-230
for Ottomans.


To Order:


All orders must specify:


1. Ship To address.
2. Any critical opening dates.
3. Model number.
4. Frame finish by number and color name.
5. Upholstery selection by pattern name, color number and name.
6. Stain color and number.





Paragami "A"

8818-16-A		Square Pedestal Base Swivel Lounge Chair							Specification	Other
	Quantity	COM/ Gr.4	Gr.5	Gr.6	Gr.7	Gr.8	Gr.9	Gr.10	24-1/4"w x 24-1/4"d x 30-1/4"h COM: 2.25 yds. Actual Weight: 52 lbs. Shipping Weight: 72 lbs. Freight Class: 175 1 per carton, 20.96 cu.ft. Recycled Content: 31.19%	16" lounge seat height.
	1-23	825.00	847.50	876.75	894.75	908.25	921.75	953.25		
	24-99	815.00	837.50	866.75	884.75	898.25	911.75	943.25		
	100-399	810.00	832.50	861.75	879.75	893.25	906.75	938.25		
	400+	807.50	830.00	859.25	877.25	890.75	904.25	935.75		

8818-18-A		Square Pedestal Base Swivel Chair							Specification	Other
	Quantity	COM/ Gr.4	Gr.5	Gr.6	Gr.7	Gr.8	Gr.9	Gr.10	24-1/4"w x 24-1/4"d x 32-1/4"h COM: 2.25 yds. Actual Weight: 53 lbs. Shipping Weight: 73 lbs. Freight Class: 175 1 per carton, 20.96 cu.ft. Recycled Content: 31.1%	18" standard seat height.
	1-23	820.00	842.50	871.75	889.75	903.25	916.75	948.25		
	24-99	810.00	832.50	861.75	879.75	893.25	906.75	938.25		
	100-399	805.00	827.50	856.75	874.75	888.25	901.75	933.25		
	400+	802.50	825.00	854.25	872.25	885.75	899.25	930.75		

8818-30-A		Square Pedestal Base Swivel Barstool							Specification	Other
	Quantity	COM/ Gr.4	Gr.5	Gr.6	Gr.7	Gr.8	Gr.9	Gr.10	24-1/4"w x 24-1/2"d x 43-3/4"h COM: 2.25 yds. Actual Weight: 55 lbs. Shipping Weight: 78 lbs. Freight Class: 175 1 per carton, 23 cu.ft. Recycled Content: 34.57%	
	1-9	951.25	973.75	1003.00	1021.00	1034.50	1048.00	1079.50		
	10-49	941.25	963.75	993.00	1011.00	1024.50	1038.00	1069.50		
	50-99	936.25	958.75	988.00	1006.00	1019.50	1033.00	1064.50		
	100+	933.75	956.25	985.50	1003.50	1017.00	1030.50	1062.00		

8926-16-A		Tapered Cross Pedestal Base Swivel Lounge Chair							Specification	Other
	Quantity	COM/ Gr.4	Gr.5	Gr.6	Gr.7	Gr.8	Gr.9	Gr.10	24-1/4"w x 24-1/4"d x 30-1/4"h COM: 2.25 yds. Actual Weight: 32.5 lbs. Shipping Weight: 52.5 lbs. Freight Class: 250 1 per carton, 20.35 cu.ft. Recycled Content: 21.04%	16" lounge seat height.
	1-23	807.75	830.25	859.50	877.50	891.00	904.50	936.00		
	24-99	797.75	820.25	849.50	867.50	881.00	894.50	926.00		
	100-399	792.75	815.25	844.50	862.50	876.00	889.50	921.00		
	400+	790.25	812.75	842.00	860.00	873.50	887.00	918.50		

8926-18-A		Tapered Cross Pedestal Base Swivel Chair							Specification	Other
	Quantity	COM/ Gr.4	Gr.5	Gr.6	Gr.7	Gr.8	Gr.9	Gr.10	24-1/4"w x 24-1/4"d x 32-1/4"h COM: 2.25 yds. Actual Weight: 33.5 lbs. Shipping Weight: 53.5 lbs. Freight Class: 250 1 per carton, 20.35 cu.ft. Recycled Content: 21.3%	18" standard seat height.
	1-23	802.75	825.25	854.50	872.50	886.00	899.50	931.00		
	24-99	792.75	815.25	844.50	862.50	876.00	889.50	921.00		
	100-399	787.75	810.25	839.50	857.50	871.00	884.50	916.00		
	400+	785.25	807.75	837.00	855.00	868.50	882.00	913.50		

Standard Features

Standard Powdercoat Colors:

Standard powdercoat finishes

Black manually adjustable glide.



Options

Optional Plated Finishes: (50 piece minimum)

8818 Chairs:

Chrome, specify C1: add \$218.10.

Satin Nickel Chrome: specify SNC, add \$153.45.

8818-30 Barstool:

Chrome, specify C1: add \$294.00.

Satin Nickel Chrome, specify SNC, add \$207.55.

8926 Chairs:

Chrome, specify C1: add \$227.85.

Satin Nickel Chrome, specify SNC, add \$147.85.

Less than minimum:

1-23, add: \$15.00.

24-49, add: \$7.50.

Textile Options:

- For pricing on grades 11-24, refer to the Upholstery Grading Chart on page 18.

- For textile selections, grades 4-10, refer to the Finish/Color Selector.

- COM (Customer's Own Material), refer to page 15.

See page 229-230
for Ottomans.


To Order:


All orders must specify:

1. Ship To address.
2. Any critical opening dates.
3. Model number.
4. Frame finish by number and color name.
5. Upholstery selection by pattern name, color number and name.
6. Stain color and number.



Paragami "A"

WL60-A		Wood Leg Swivel Chair							Specification	Other
	Quantity	COM/ Gr.4	Gr.5	Gr.6	Gr.7	Gr.8	Gr.9	Gr.10	24-1/4"w x 25"d x 31-1/4"h COM: 1.35 yds. Actual Weight: 26.1 lbs. Shipping Weight: 36.1 lbs. Freight Class: 250 1 per carton, 17 cu.ft. Recycled Content: 6.84%	Standard veneer shell and/ or wood legs in maple. Refer to Finish/Color Selector for stain finishes and page 17 for premier stain upcharge.
	1-23	1140.00	1162.50	1191.75	1209.75	1223.25	1236.75	1268.25		
	24-99	1130.00	1152.50	1181.75	1199.75	1213.25	1226.75	1258.25		
	100-399	1125.00	1147.50	1176.75	1194.75	1208.25	1221.75	1253.25		
	400+	1122.50	1145.00	1174.25	1192.25	1205.75	1219.25	1250.75		

WL70-A		Wood Bent Ply Leg Chair							Specification	Other
	Quantity	COM/ Gr.4	Gr.5	Gr.6	Gr.7	Gr.8	Gr.9	Gr.10	24-1/4"w x 24-3/4"d x 31-3/4"h COM: 2.25 yds. Actual Weight: 22 lbs. Shipping Weight: 26 lbs. Freight Class: 250 2 per carton, 21.75 cu.ft. Recycled Content: 0.00%	Standard veneer shell and/ or wood legs in maple. Refer to Finish/Color Selector for stain finishes and page 17 for premier stain upcharge.
	1-23	830.00	852.50	881.75	899.75	913.25	926.75	958.25		
	24-99	820.00	842.50	871.75	889.75	903.25	916.75	948.25		
	100-399	815.00	837.50	866.75	884.75	898.25	911.75	943.25		
	400+	812.50	835.00	864.25	882.25	895.75	909.25	940.75		

Standard Features

Premium Metal Base Glides.

Standard veneer in maple. Refer to Finish/
Color Selector for stain colors and page 17 for
premier stain upcharge.



Options

Textile Options:

- For pricing on grades 11-24, refer to the Upholstery Grading Chart on page 18.
- For textile selections, grades 4-10, refer to the Finish/Color Selector.
- COM (Customer's Own Material), refer to page 15.

See page 229-230
for Ottomans.

To Order:





All orders must specify:

1. Ship To address.
2. Any critical opening dates.
3. Model number.
4. Frame finish by number and color name.
5. Upholstery selection by pattern name, color number and name.
6. Stain color and number.



Paragami "B"

Products on this page are covered by the following Patents and/or Patents pending: #D822,418 S

7523-C-B Swivel Caster Chair		Specification							Other
	Quantity	COM/ Gr.4	Gr.5	Gr.6	Gr.7	Gr.8	Gr.9	Gr.10	Black Twin Wheel Casters standard. Without casters: remove (-C) from model number.
	1-23	605.00	627.50	656.75	674.75	688.25	701.75	733.25	
	24-99	595.00	617.50	646.75	664.75	678.25	691.75	723.25	
	100-399	590.00	612.50	641.75	659.75	673.25	686.75	718.25	
	400+	587.50	610.00	639.25	657.25	670.75	684.25	715.75	
8650-C-B Adjustable Height Swivel/Tilt Caster Chair		Specification							Other
	Quantity	COM/ Gr.4	Gr.5	Gr.6	Gr.7	Gr.8	Gr.9	Gr.10	Gas lift travel: 4-1/4" Overall back ht: 30-1/2" - 34-3/4" Black Twin Wheel Casters standard. Polished aluminum standard.
	1-23	630.50	653.00	682.25	700.25	713.75	727.25	758.75	
	24-99	620.50	643.00	672.25	690.25	703.75	717.25	748.75	
	100-399	615.50	638.00	667.25	685.25	698.75	712.25	743.75	
	400+	613.00	635.50	664.75	682.75	696.25	709.75	741.25	
8610-B Tapered Leg Base Chair		Specification							Other
	Quantity	COM/ Gr.4	Gr.5	Gr.6	Gr.7	Gr.8	Gr.9	Gr.10	Non-marring clear butyrate glides..
	1-23	540.75	563.25	592.50	610.50	624.00	637.50	669.00	
	24-99	530.75	553.25	582.50	600.50	614.00	627.50	659.00	
	100-399	525.75	548.25	577.50	595.50	609.00	622.50	654.00	
	400+	523.25	545.75	575.00	593.00	606.50	620.00	651.50	
8610-30-B Tapered Leg Barstool		Specification							Other
	Quantity	COM/ Gr.4	Gr.5	Gr.6	Gr.7	Gr.8	Gr.9	Gr.10	Non-marring clear butyrate glides.. Footrest: Specify Gold (GAF), Satin Silver (SSF), or Black (BAF).
	1-9	590.75	613.25	642.50	660.50	674.00	687.50	719.00	
	10-49	580.75	603.25	632.50	650.50	664.00	677.50	709.00	
	50-99	575.75	598.25	627.50	645.50	659.00	672.50	704.00	
	100+	573.25	595.75	625.00	643.00	656.50	670.00	701.50	

Standard Features

Standard Powdercoat Colors:

Standard powdercoat finishes, except on 8650-C-B.



Options

Optional Plated Finishes: (50 piece minimum)

8610-B:

Chrome, specify C1: add \$50.00.

Satin Nickel Chrome: specify SNC, add \$60.00.

8610-30-B:

Chrome, specify C1: add \$106.90.

Satin Nickel Chrome, specify SNC, add \$116.90.

Less than minimum:

1-23, add: \$15.00.

24-49, add: \$7.50.

7523: For optional chrome column with polished aluminum base, specify CPA, add \$40.25. (Extended lead time, contact MTS)

8650-C: For optional powdercoat with black column, specify PCB and BPC. For optional powdercoat with chrome column, specify PCB only.

Models 8610-B and 8610-30-B:
Premium metal base glide: add \$5.00. Specify MBG.

See page 229-230
for Ottomans.

Textile Options:

- For pricing on grades 11-24, refer to the Upholstery Grading Chart on page 18.
- For textile selections, grades 4-10, refer to the Finish/Color Selector.
- COM (Customer's Own Material), refer to page 15.






To Order:

All orders must specify:

1. Ship To address.
2. Any critical opening dates.
3. Model number.
4. Frame finish by number and color name.
5. Upholstery selection by pattern name, color number and name.
6. Stain color and number.



Paragami "B"

8600-B Straight Leg Base Chair		Specification							Other
	Quantity	COM/ Gr.4	Gr.5	Gr.6	Gr.7	Gr.8	Gr.9	Gr.10	26-1/2"w x 25-3/4"d x 31-1/4"h Arm Height: 24-1/2" COM: 2.25 Yards Actual Wgt: 25.8 lbs. ea. Shipping Wgt: 35.8 lbs. ea. Freight Class: 250 1 per carton, 17 cu. ft. Recycled Content: 9.36% Non-marring clear butyrate glides. 1" dia. straight leg.
	1-23	530.00	552.50	581.75	599.75	613.25	626.75	658.25	
	24-99	520.00	542.50	571.75	589.75	603.25	616.75	648.25	
	100-399	515.00	537.50	566.75	584.75	598.25	611.75	643.25	
	400+	512.50	535.00	564.25	582.25	595.75	609.25	640.75	
8502-B Sled Base Chair		Specification							Other
	Quantity	COM/ Gr.4	Gr.5	Gr.6	Gr.7	Gr.8	Gr.9	Gr.10	24-1/4"w x 25-3/4"d x 32"h Arm Height: 24-3/4" COM: 2.25 yds. Actual Weight: 26.6 lbs. Shipping Weight: 36.6 lbs. Freight Class: 250 1 per carton, 17 cu.ft. Recycled Content: 10.7% Non-marring clear butyrate glides.
	1-23	590.00	612.50	641.75	659.75	673.25	686.75	718.25	
	24-99	580.00	602.50	631.75	649.75	663.25	676.75	708.25	
	100-399	575.00	597.50	626.75	644.75	658.25	671.75	703.25	
	400+	572.50	595.00	624.25	642.25	655.75	669.25	700.75	
8900-B Spider Pedestal Base Swivel Chair		Specification							Other
	Quantity	COM/ Gr.4	Gr.5	Gr.6	Gr.7	Gr.8	Gr.9	Gr.10	24-1/4"w x 32-1/2"d x 32-1/2"h Arm Height: 24-1/2" COM: 2.25 yds. Actual Weight: 25.3 lbs. Shipping Weight: 35.3 lbs. Freight Class: 250 1 per carton, 17 cu.ft. Recycled Content: 3.43% Polypropylene white glides. Polished aluminum finish onl .
	1-23	670.00	692.50	721.75	739.75	753.25	766.75	798.25	
	24-99	660.00	682.50	711.75	729.75	743.25	756.75	788.25	
	100-399	655.00	677.50	706.75	724.75	738.25	751.75	783.25	
	400+	652.50	675.00	704.25	722.25	735.75	749.25	780.75	
WL01-B Tapered Round Wood Leg Chair		Specification							Other
	Quantity	COM/ Gr.4	Gr.5	Gr.6	Gr.7	Gr.8	Gr.9	Gr.10	26-1/2"w x 25-3/4"d x 31-1/4"h Arm Height: 24-1/2" COM: 2.25 yds. Actual Weight: 26 lbs. Shipping Weight: 36 lbs. Freight Class: 250 1 per carton, 17 cu.ft. Recycled Content: 1.24% Premium Metal Base Glides. Standard veneer shell and/ or wood legs in maple. Refer to Finish/Color Selector for stain finishes and page 17 for premier stain upcharge.
	1-23	890.00	912.50	941.75	959.75	973.25	986.75	1018.25	
	24-99	880.00	902.50	931.75	949.75	963.25	976.75	1008.25	
	100-399	875.00	897.50	926.75	944.75	958.25	971.75	1003.25	
	400+	872.50	895.00	924.25	942.25	955.75	969.25	1000.75	
WLBS130-B Tapered Round Wood Leg Barstool		Specification							Other
	Quantity	COM/ Gr.4	Gr.5	Gr.6	Gr.7	Gr.8	Gr.9	Gr.10	25"w x 24"d x 43"h Arm Height: 36" COM: 2.25 yds. Actual Weight: 31 lbs. Shipping Weight: 43 lbs. Freight Class: 250 1 per carton, 18.5 cu.ft. Recycled Content: 1.42% Premium Metal Base Glides. Standard veneer shell and/ or wood legs in maple. Refer to Finish/Color Selector for stain finishes and page 17 for premier stain upcharge.
	1-9	1000.00	1022.50	1051.75	1069.75	1083.25	1096.75	1128.25	
	10-49	990.00	1012.50	1041.75	1059.75	1073.25	1086.75	1118.25	
	50-99	985.00	1007.50	1036.75	1054.75	1068.25	1081.75	1113.25	
	100+	982.50	1005.00	1034.25	1052.25	1065.75	1079.25	1110.75	

Standard Features

Standard Powdercoat Colors:

Standard powdercoat finishes, except on 8900-B.



Options

Optional Plated Finishes: (50 piece minimum)

8600-B:

Chrome, specify C1: add \$50.00

Satin Nickel Chrome: specify SNC, add \$60.00

8502-B:

Chrome, specify C1: add \$63.00

Satin Nickel Chrome: specify SNC, add \$73.00

WL01-B:

Chrome, specify C1: add \$32.25

Satin Nickel Chrome, specify SNC, add: \$42.25

WLBS130-B:

Chrome, specify C1: add \$61.60

Satin Nickel Chrome, specify SNC, add: \$71.60

Less than minimum:

1-23, add: \$15.00.

24-49, add: \$7.50.

Black Caster Option:



For 8900 only. Add
"-C" to model number,
add: \$68.75

Model 8600-B: Premium metal base
glide: add \$5.00. Specify MBG.

See page 229-230
for Ottomans.





To Order:

Textile Options:

- For pricing on grades 11-24, refer to the Upholstery Grading Chart on page 18.
- For textile selections, grades 4-10, refer to the Finish/Color Selector.
- COM (Customer's Own Material), refer to page 15.



Paragami "B"

WL50-B Rectilinear Wood Leg Chair		Specification							Other
	Quantity	COM/ Gr.4	Gr.5	Gr.6	Gr.7	Gr.8	Gr.9	Gr.10	Premium Metal Base Glides. Standard veneer shell and/or wood legs in maple. Refer to Finish/Color Selector for stain finishes and page 17 for premier stain upcharge.
	1-23	890.00	912.50	941.75	959.75	973.25	986.75	1018.25	
	24-99	880.00	902.50	931.75	949.75	963.25	976.75	1008.25	
	100-399	875.00	897.50	926.75	944.75	958.25	971.75	1003.25	
	400+	872.50	895.00	924.25	942.25	955.75	969.25	1000.75	
8720-16-B Round Pedestal Base Swivel Lounge Chair		Specification							Other
	Quantity	COM/ Gr.4	Gr.5	Gr.6	Gr.7	Gr.8	Gr.9	Gr.10	16" lounge seat height.
	1-23	825.00	847.50	876.75	894.75	908.25	921.75	953.25	
	24-99	815.00	837.50	866.75	884.75	898.25	911.75	943.25	
	100-399	810.00	832.50	861.75	879.75	893.25	906.75	938.25	
	400+	807.50	830.00	859.25	877.25	890.75	904.25	935.75	
8720-18-B Round Pedestal Base Swivel Chair		Specification							Other
	Quantity	COM/ Gr.4	Gr.5	Gr.6	Gr.7	Gr.8	Gr.9	Gr.10	18" standard seat height.
	1-23	820.00	842.50	871.75	889.75	903.25	916.75	948.25	
	24-99	810.00	832.50	861.75	879.75	893.25	906.75	938.25	
	100-399	805.00	827.50	856.75	874.75	888.25	901.75	933.25	
	400+	802.50	825.00	854.25	872.25	885.75	899.25	930.75	
8720-30-B Round Pedestal Base Swivel Barstool		Specification							Other
	Quantity	COM/ Gr.4	Gr.5	Gr.6	Gr.7	Gr.8	Gr.9	Gr.10	
	1-9	951.25	973.75	1003.00	1021.00	1034.50	1048.00	1079.50	
	10-49	941.25	963.75	993.00	1011.00	1024.50	1038.00	1069.50	
	50-99	936.25	958.75	988.00	1006.00	1019.50	1033.00	1064.50	
	100+	933.75	956.25	985.50	1003.50	1017.00	1030.50	1062.00	

Standard Features

Standard Powdercoat Colors:
Standard powdercoat finishes

Black manually adjustable glides
on pedestal bases only.



Options

Optional Plated Finishes: (50 piece minimum)

WL50-B:

Chrome, specify C1: add \$32.25.
Satin Nickel Chrome: specify SNC, add \$42.25.

Pedestal Chairs:

Chrome, specify C1: add \$218.10.
Satin Nickel Chrome: specify SNC, add \$153.45.

Pedestal Barstool:

Chrome, specify C1: add \$294.00.
Satin Nickel Chrome, specify SNC, add: \$207.55.

Less than minimum:

1-23, add: \$15.00.
24-49, add: \$7.50.

Textile Options:

- For pricing on grades 11-24, refer to the Upholstery Grading Chart on page 18.
- For textile selections, grades 4-10, refer to the Finish/Color Selector.
- COM (Customer's Own Material), refer to page 15.

See page 229-230
for Ottomans.


To Order:


All orders must specify:


- Ship To address.
- Any critical opening dates.
- Model number.
- Frame finish by number and color name.
- Upholstery selection by pattern name, color number and name.
- Stain color and number.





Paragami "B"

8818-16-B		Square Pedestal Base Swivel Lounge Chair							Specification	Other
	Quantity	COM/ Gr.4	Gr.5	Gr.6	Gr.7	Gr.8	Gr.9	Gr.10	24-1/4" w x 24-1/4" d x 30-1/4" h Arm Height: 22-1/4" COM: 2.25 yds. Actual Weight: 54 lbs. Shipping Weight: 74 lbs. Freight Class: 175 1 per carton, 20.96 cu.ft. Recycled Content: 30.2%	16" lounge seat height.
	1-23	825.00	847.50	876.75	894.75	908.25	921.75	953.25		
	24-99	815.00	837.50	866.75	884.75	898.25	911.75	943.25		
	100-399	810.00	832.50	861.75	879.75	893.25	906.75	938.25		
	400+	807.50	830.00	859.25	877.25	890.75	904.25	935.75		

8818-18-B		Square Pedestal Base Swivel Chair							Specification	Other
	Quantity	COM/ Gr.4	Gr.5	Gr.6	Gr.7	Gr.8	Gr.9	Gr.10	24-1/4" w x 24-1/4" d x 32-1/4" h Arm Height: 24-1/4" COM: 2.25 yds. Actual Weight: 55 lbs. Shipping Weight: 75 lbs. Freight Class: 175 1 per carton, 20.96 cu.ft. Recycled Content: 30.13%	18" standard seat height.
	1-23	820.00	842.50	871.75	889.75	903.25	916.75	948.25		
	24-99	810.00	832.50	861.75	879.75	893.25	906.75	938.25		
	100-399	805.00	827.50	856.75	874.75	888.25	901.75	933.25		
	400+	802.50	825.00	854.25	872.25	885.75	899.25	930.75		

8818-30-B		Square Pedestal Base Swivel Barstool							Specification	Other
	Quantity	COM/ Gr.4	Gr.5	Gr.6	Gr.7	Gr.8	Gr.9	Gr.10	26" w x 24-1/4" d x 43-3/4" h Arm Height: 35-3/4" COM: 2.25 yds. Actual Weight: 58 lbs. Shipping Weight: 81 lbs. Freight Class: 175 1 per carton, 23 cu.ft. Recycled Content: 27.38%	
	1-9	951.25	973.75	1003.00	1021.00	1034.50	1048.00	1079.50		
	10-49	941.25	963.75	993.00	1011.00	1024.50	1038.00	1069.50		
	50-99	936.25	958.75	988.00	1006.00	1019.50	1033.00	1064.50		
	100+	933.75	956.25	985.50	1003.50	1017.00	1030.50	1062.00		

8926-16-B		Tapered Cross Pedestal Base Swivel Lounge Chair							Specification	Other
	Quantity	COM/ Gr.4	Gr.5	Gr.6	Gr.7	Gr.8	Gr.9	Gr.10	24-1/4" w x 24-1/4" d x 30-1/4" h Arm Height: 22-1/4" COM: 2.25 yds. Actual Weight: 37.5 lbs. Shipping Weight: 57.5 lbs. Freight Class: 250 1 per carton, 20.35 cu.ft. Recycled Content: 18.34%	16" lounge seat height.
	1-23	807.75	830.25	859.50	877.50	891.00	904.50	936.00		
	24-99	797.75	820.25	849.50	867.50	881.00	894.50	926.00		
	100-399	792.75	815.25	844.50	862.50	876.00	889.50	921.00		
	400+	790.25	812.75	842.00	860.00	873.50	887.00	918.50		

8926-18-B		Tapered Cross Pedestal Base Swivel Chair							Specification	Other
	Quantity	COM/ Gr.4	Gr.5	Gr.6	Gr.7	Gr.8	Gr.9	Gr.10	24-1/4" w x 24-1/4" d x 32-1/4" h Arm Height: 24-1/4" COM: 2.25 yds. Actual Weight: 38 lbs. Shipping Weight: 58 lbs. Freight Class: 250 1 per carton, 20.35 cu.ft. Recycled Content: 18.61%	18" standard seat height.
	1-23	802.75	825.25	854.50	872.50	886.00	899.50	931.00		
	24-99	792.75	815.25	844.50	862.50	876.00	889.50	921.00		
	100-399	787.75	810.25	839.50	857.50	871.00	884.50	916.00		
	400+	785.25	807.75	837.00	855.00	868.50	882.00	913.50		

Standard Features

Standard Powdercoat Colors:
Standard powdercoat finishes

Black manually adjustable glide.



Options

Optional Plated Finishes:
(50 piece minimum)

8818 Chairs:

Chrome, specify C1: add \$218.10.

Satin Nickel Chrome, specify SNC, add \$153.45.

8818-30 Barstool:

Chrome, specify C1: add \$294.00.

Satin Nickel Chrome, specify SNC, add \$207.55.

8926 Chairs:

Chrome, specify C1: add \$227.85

Satin Nickel Chrome, specify SNC, add \$147.85.

Less than minimum:
1-23, add: \$15.00.
24-49, add: \$7.50.

Textile Options:

- For pricing on grades 11-24, refer to the Upholstery Grading Chart on page 18.
- For textile selections, grades 4-10, refer to the Finish/Color Selector.
- COM (Customer's Own Material), refer to page 15.

See page 229-230
for Ottomans.


To Order:


All orders must specify:

1. Ship To address.
2. Any critical opening dates.
3. Model number.
4. Frame finish by number and color name.
5. Upholstery selection by pattern name, color number and name.
6. Stain color and number.



Paragami “B”

WL60-B Wood Leg Swivel Chair									Specification	Other
	Quantity	COM/ Gr.4	Gr.5	Gr.6	Gr.7	Gr.8	Gr.9	Gr.10	26-1/2"w x 25"d x 31-1/4"h COM: 2.25 yds. Actual Weight: 28.2 lbs. Shipping Weight: 38.2lbs. Freight Class: 250 1 per carton, 17 cu.ft. Recycled Content: 6.33%	
	1-23	1140.00	1162.50	1191.75	1209.75	1223.25	1236.75	1268.25		
	24-99	1130.00	1152.50	1181.75	1199.75	1213.25	1226.75	1258.25		
	100-399	1125.00	1147.50	1176.75	1194.75	1208.25	1221.75	1253.25		
	400+	1122.50	1145.00	1174.25	1192.25	1205.75	1219.25	1250.75		

WL70-B Wood Bent Ply Leg Chair									Specification	Other
	Quantity	COM/ Gr.4	Gr.5	Gr.6	Gr.7	Gr.8	Gr.9	Gr.10	26-1/2"w x 24-3/4"d x 31-3/4"h COM: 2.25 yds. Actual Weight: 23.75 lbs. Shipping Weight: 33.5 lbs. Freight Class: 250 1 per carton, 17 cu.ft. Recycled Content: 0.00%	
	1-23	830.00	852.50	881.75	899.75	913.25	926.75	958.25		
	24-99	820.00	842.50	871.75	889.75	903.25	916.75	948.25		
	100-399	815.00	837.50	866.75	884.75	898.25	911.75	943.25		
	400+	812.50	835.00	864.25	882.25	895.75	909.25	940.75		

Standard Features

Premium Metal Base Glides.	Standard veneer in maple. Refer to Finish/ Color Selector for stain colors and page 17 for premier stain upcharge.
----------------------------	--

Options

Textile Options:

- For pricing on grades 11-24, refer to the Upholstery Grading Chart on page 18.
- For textile selections, grades 4-10, refer to the Finish/Color Selector.
- COM (Customer's Own Material), refer to page 15.

See page 229-230
for Ottomans.

To Order:





All orders must specify:

1. Ship To address.
2. Any critical opening dates.
3. Model number.
4. Frame finish by number and color name.
5. Upholstery selection by pattern name, color number and name.
6. Stain color and number.



Paragami "R"

Products on this page are covered by the following Patents and/or Patents pending: #D822,418 S

7523-C-R	Swivel Caster Chair	Specification							Other
	Quantity	COM/ Gr.4	Gr.5	Gr.6	Gr.7	Gr.8	Gr.9	Gr.10	26-1/2"w x 26"d x 36"h Arm Height: 24-1/4" COM: 2.5 Yards Actual Wgt: 29.75 lbs. ea. Shipping Wgt: 39.75 lbs. ea. Freight Class: 250 1 per carton, 17 cu. ft. Recycled Content: 5.29%
	1-23	695.00	720.00	752.50	772.50	787.50	802.50	837.50	Black Twin Wheel Casters standard. Without casters: remove (-C) from model number.
	24-99	685.00	710.00	742.50	762.50	777.50	792.50	827.50	
	100-399	680.00	705.00	737.50	757.50	772.50	787.50	822.50	
	400+	677.50	702.50	735.00	755.00	770.00	785.00	820.00	
8650-C-R	Adjustable Height Swivel/Tilt Caster Chair	Specification							Other
	Quantity	COM/ Gr.4	Gr.5	Gr.6	Gr.7	Gr.8	Gr.9	Gr.10	26-1/2"w x 26"d x 39"h Arm Height: 22-1/2" COM: 2.5 Yards Actual Wgt: 34.5 lbs. ea. Shipping Wgt: 44.5 lbs. ea. Freight Class: 250 1 per carton, 17 cu. ft. Recycled Content: 6.59%
	1-23	720.00	745.00	777.50	797.50	812.50	827.50	862.50	Gas lift travel: 4-1/4" Overall back ht: 34-3/4" - 39" Black Twin Wheel Casters standard. Polished aluminum standard.
	24-99	710.00	735.00	767.50	787.50	802.50	817.50	852.50	
	100-399	705.00	730.00	762.50	782.50	797.50	812.50	847.50	
	400+	702.50	727.50	760.00	780.00	795.00	810.00	845.00	
8600-R	Straight Leg Base Chair	Specification							Other
	Quantity	COM/ Gr.4	Gr.5	Gr.6	Gr.7	Gr.8	Gr.9	Gr.10	26-1/2"w x 27"d x 36"h Arm Height: 24-1/4" COM: 2.5 Yards Actual Wgt: 28.75 lbs. ea. Shipping Wgt: 38.75 lbs. ea. Freight Class: 250 1 per carton, 17 cu. ft. Recycled Content: 8.4%
	1-23	617.75	642.75	675.25	695.25	710.25	725.25	760.25	Non-marring clear butyrate glides. 1" dia. straight leg.
	24-99	607.75	632.75	665.25	685.25	700.25	715.25	750.25	
	100-399	602.75	627.75	660.25	680.25	695.25	710.25	745.25	
	400+	600.25	625.25	657.75	677.75	692.75	707.75	742.75	
8610-R	Tapered Leg Base Chair	Specification							Other
	Quantity	COM/ Gr.4	Gr.5	Gr.6	Gr.7	Gr.8	Gr.9	Gr.10	26-1/2"w x 27"d x 36"h Arm Height: 24-1/4" COM: 2.5 Yards Actual Wgt: 28.75 lbs. ea. Shipping Wgt: 38.75 lbs. ea. Freight Class: 250 1 per carton, 17 cu. ft. Recycled Content: 9.13%
	1-23	628.50	653.50	686.00	706.00	721.00	736.00	771.00	Non-marring clear butyrate glides.
	24-99	618.50	643.50	676.00	696.00	711.00	726.00	761.00	
	100-399	613.50	638.50	671.00	691.00	706.00	721.00	756.00	
	400+	611.00	636.00	668.50	688.50	703.50	718.50	753.50	

Standard Features

Standard Powdercoat Colors:
Standard powdercoat finishes, except on 8650-C-R.



Options

Optional Plated Finishes: (50 piece minimum)

8600-R and 8610-R:
Chrome, specify C1: add \$50.00.
Satin Nickel Chrome: specify SNC, add \$60.00.

Less than minimum:
1-23, add: \$15.00.
24-49, add: \$7.50.

7523: For optional chrome column with polished aluminum base, specify CPA, add \$40.25. (Extended lead time, contact MTS)

8650-C: For optional powdercoat with black column, specify PCB and BPC. For optional powdercoat with chrome column, specify PCB only.

Models 8600-R and 8610-R:
Premium metal base glide: add \$5.00. Specify MBG.

See page 229-230
for Ottomans.

Textile Options:





- For pricing on grades 11-24, refer to the Upholstery Grading Chart on page 18.
- For textile selections, grades 4-10, refer to the Finish/Color Selector.
- COM (Customer's Own Material), refer to page 15.

To Order:

- All orders must specify:**
- Ship To address.
 - Any critical opening dates.
 - Model number.
 - Frame finish by number and color name.
 - Upholstery selection by pattern name, color number and name.
 - Stain color and number.



Paragami "R"

8500-R Sled Base Chair		Specification							Other
	Quantity	COM/ Gr.4	Gr.5	Gr.6	Gr.7	Gr.8	Gr.9	Gr.10	26-1/2"w x 26-3/4"d x 36"h Arm Height: 24-1/4" COM: 2.5 yds. Actual Weight: 30.4 lbs. Shipping Weight: 40.5 lbs. Freight Class: 250 1 per carton, 17 cu.ft. Recycled Content: 9.1% Non-marring clear butyrate glides.
	1-23	677.00	702.00	734.50	754.50	769.50	784.50	819.50	
	24-99	667.00	692.00	724.50	744.50	759.50	774.50	809.50	
	100-399	662.00	687.00	719.50	739.50	754.50	769.50	804.50	
	400+	659.50	684.50	717.00	737.00	752.00	767.00	802.00	
8900-R Spider Pedestal Base Swivel Chair		Specification							Other
	Quantity	COM/ Gr.4	Gr.5	Gr.6	Gr.7	Gr.8	Gr.9	Gr.10	26-1/2"w x 25-3/4"d x 36-1/4"h Arm Height: 24-1/2" COM: 2.5 yds. Actual Weight: 28.2 lbs. Shipping Weight: 38.5 lbs. Freight Class: 250 1 per carton, 17 cu.ft. Recycled Content: 3.1% White polypropylene glides. Polished aluminum finish on .
	1-23	758.50	783.50	816.00	836.00	851.00	866.00	901.00	
	24-99	748.50	773.50	806.00	826.00	841.00	856.00	891.00	
	100-399	743.50	768.50	801.00	821.00	836.00	851.00	886.00	
	400+	741.00	766.00	798.50	818.50	833.50	848.50	883.50	
WL01-R Tapered Round Wood Leg Chair		Specification							Other
	Quantity	COM/ Gr.4	Gr.5	Gr.6	Gr.7	Gr.8	Gr.9	Gr.10	26-1/2"w x 27"d x 36"h Arm Height: 24-1/4" COM: 2.50 yds. Actual Weight: 29 lbs. Shipping Weight: 39 lbs. Freight Class: 250 1 per carton, 17 cu.ft. Recycled Content: 1.11% Premium Metal Base Glides. Standard veneer shell and/ or wood legs in maple. Refer to Finish/Color Selector for stain finishes and page 17 for premier stain upcharge.
	1-23	977.00	1002.00	1034.50	1054.50	1069.50	1084.50	1119.50	
	24-99	967.00	992.00	1024.50	1044.50	1059.50	1074.50	1109.50	
	100-399	962.00	987.00	1019.50	1039.50	1054.50	1069.50	1104.50	
	400+	959.50	984.50	1017.00	1037.00	1052.00	1067.00	1102.00	
WL50-R Rectilinear Wood Leg Chair		Specification							Other
	Quantity	COM/ Gr.4	Gr.5	Gr.6	Gr.7	Gr.8	Gr.9	Gr.10	26-1/2"w x 25-1/2"d x 36-3/4"h COM: 2.50 yds. Actual Weight: 27 lbs. Shipping Weight: 37 lbs. Freight Class: 250 1 per carton, 17 cu.ft. Recycled Content: 5.96% Premium Metal Base Glides. Standard veneer shell and/ or wood legs in maple. Refer to Finish/Color Selector for stain finishes and page 17 for premier stain upcharge.
	1-23	977.00	1002.00	1034.50	1054.50	1069.50	1084.50	1119.50	
	24-99	967.00	992.00	1024.50	1044.50	1059.50	1074.50	1109.50	
	100-399	962.00	987.00	1019.50	1039.50	1054.50	1069.50	1104.50	
	400+	959.50	984.50	1017.00	1037.00	1052.00	1067.00	1102.00	

Standard Features

Standard Powdercoat Colors:
Standard powdercoat finishes, except on 8900-R.



Options

Optional Plated Finishes: (50 piece minimum)

8500-R:
Chrome, specify C1: add \$63.00.
Satin Nickel Chrome: specify SNC, add \$73.00.

WL01-R & WL50-R:
Chrome, specify C1: add \$32.25.
Satin Nickel Chrome: specify SNC, add \$42.25.

Less than minimum:
1-23, add: \$15.00.
24-49, add: \$7.50.

Black Caster Option:



For 8900 only.
Add "-C" to model
number, add:
\$68.75

See page 229-230
for Ottomans.

Textile Options:

- For pricing on grades 11-24, refer to the Upholstery Grading Chart on page 18.
- For textile selections, grades 4-10, refer to the Finish/Color Selector.
- COM (Customer's Own Material), refer to page 15.





To Order:

All orders must specify:

1. Ship To address.
2. Any critical opening dates.
3. Model number.
4. Frame finish by number and color name.
5. Upholstery selection by pattern name, color number and name.
6. Stain color and number.



Paragami "R"

8720-16-R		Round Pedestal Base Swivel Lounge Chair							Specification	Other
	Quantity	COM/ Gr.4	Gr.5	Gr.6	Gr.7	Gr.8	Gr.9	Gr.10	26-1/2"w x 26-1/4"d x 34-3/4"h Arm Height: 22-1/2" COM: 2.5 yds. Actual Weight: 59.5 lbs. Shipping Weight: 79.5 lbs. Freight Class: 175 1 per carton, 20.96 cu.ft. Recycled Content: 21.34%	16" lounge seat height.
	1-23	915.00	940.00	972.50	992.50	1007.50	1022.50	1057.50		
	24-99	905.00	930.00	962.50	982.50	997.50	1012.50	1047.50		
	100-399	900.00	925.00	957.50	977.50	992.50	1007.50	1042.50		
	400+	897.50	922.50	955.00	975.00	990.00	1005.00	1040.00		
8720-18-R		Round Pedestal Base Swivel Chair							Specification	Other
	Quantity	COM/ Gr.4	Gr.5	Gr.6	Gr.7	Gr.8	Gr.9	Gr.10	26-1/2"w x 26-1/4"d x 36-3/4"h Arm Height: 24-1/2" COM: 2.5 yds. Actual Weight: 60 lbs. Shipping Weight: 80 lbs. Freight Class: 175 1 per carton, 20.96 cu.ft. Recycled Content: 21.34%	18" standard seat height.
	1-23	910.00	935.00	967.50	987.50	1002.50	1017.50	1052.50		
	24-99	900.00	925.00	957.50	977.50	992.50	1007.50	1042.50		
	100-399	895.00	920.00	952.50	972.50	987.50	1002.50	1037.50		
	400+	892.50	917.50	950.00	970.00	985.00	1000.00	1035.00		
8818-16-R		Square Pedestal Base Swivel Lounge Chair							Specification	Other
	Quantity	COM/ Gr.4	Gr.5	Gr.6	Gr.7	Gr.8	Gr.9	Gr.10	26-1/2"w x 26-1/4"d x 34-3/4"h Arm Height: 22-1/2" COM: 2.5 yds. Actual Weight: 58 lbs. Shipping Weight: 78 lbs. Freight Class: 175 1 per carton, 20.96 cu.ft. Recycled Content: 28.41%	16" lounge seat height.
	1-23	915.00	940.00	972.50	992.50	1007.50	1022.50	1057.50		
	24-99	905.00	930.00	962.50	982.50	997.50	1012.50	1047.50		
	100-399	900.00	925.00	957.50	977.50	992.50	1007.50	1042.50		
	400+	897.50	922.50	955.00	975.00	990.00	1005.00	1040.00		
8818-18-R		Square Pedestal Base Swivel Chair							Specification	Other
	Quantity	COM/ Gr.4	Gr.5	Gr.6	Gr.7	Gr.8	Gr.9	Gr.10	26-1/2"w x 26-1/4"d x 36-3/4"h Arm Height: 24-1/2" COM: 2.5 yds. Actual Weight: 59 lbs. Shipping Weight: 79 lbs. Freight Class: 175 1 per carton, 20.96 cu.ft. Recycled Content: 28.36%	18" standard seat height.
	1-23	910.00	935.00	967.50	987.50	1002.50	1017.50	1052.50		
	24-99	900.00	925.00	957.50	977.50	992.50	1007.50	1042.50		
	100-399	895.00	920.00	952.50	972.50	987.50	1002.50	1037.50		
	400+	892.50	917.50	950.00	970.00	985.00	1000.00	1035.00		

Standard Features

Standard Powdercoat Colors:
Standard powdercoat finishes

Black manually adjustable glide.



Options

Optional Plated Finishes: (50 piece minimum)

Chrome, specify C1: add \$218.10.
Satin Nickel Chrome: specify SNC, add \$153.45.

Less than minimum:

1-23, add: \$15.00.
24-49, add: \$7.50.

Textile Options:

- For pricing on grades 11-24, refer to the Upholstery Grading Chart on page 18.
- For textile selections, grades 4-10, refer to the Finish/Color Selector.
- COM (Customer's Own Material), refer to page 15.

See page 229-230
for Ottomans.




To Order:

All orders must specify:

- Ship To address.
- Any critical opening dates.
- Model number.
- Frame finish by number and color name.
- Upholstery selection by pattern name, color number and name.
- Stain color and number.



Paragami "R"

8926-16-R	Tapered Cross Pedestal Base Swivel Lounge Chair								Specification	Other
	Quantity	COM/ Gr.4	Gr.5	Gr.6	Gr.7	Gr.8	Gr.9	Gr.10	26-1/2" w x 26-1/4" d x 34-3/4" h Arm Height: 22-3/8" COM: 2.5 yds. Actual Weight: 41 lbs. Shipping Weight: 61 lbs. Freight Class: 250 1 per carton, 20.35 cu.ft. Recycled Content: 16.73%	16" lounge seat height. Black manually adjustable glide.
	1-23	897.50	922.50	955.00	975.00	990.00	1005.00	1040.00		
	24-99	887.50	912.50	945.00	965.00	980.00	995.00	1030.00		
	100-399	882.50	907.50	940.00	960.00	975.00	990.00	1025.00		
	400+	880.00	905.00	937.50	957.50	972.50	987.50	1022.50		
8926-18-R	Tapered Cross Pedestal Base Swivel Chair								Specification	Other
	Quantity	COM/ Gr.4	Gr.5	Gr.6	Gr.7	Gr.8	Gr.9	Gr.10	26-1/2" w x 26-1/4" d x 36-3/4" h Arm Height: 24-3/8" COM: 2.5 yds. Actual Weight: 41.5 lbs. Shipping Weight: 61.5 lbs. Freight Class: 250 1 per carton, 20.35 cu.ft. Recycled Content: 17.00%	18" standard seat height. Black manually adjustable glide.
	1-23	892.50	917.50	950.00	970.00	985.00	1000.00	1035.00		
	24-99	882.50	907.50	940.00	960.00	975.00	990.00	1025.00		
	100-399	877.50	902.50	935.00	955.00	970.00	985.00	1020.00		
	400+	875.00	900.00	932.50	952.50	967.50	982.50	1017.50		
WL70-R	Wood Bent Ply Leg Chair								Specification	Other
	Quantity	COM/ Gr.4	Gr.5	Gr.6	Gr.7	Gr.8	Gr.9	Gr.10	26-1/2" w x 26-1/4" d x 36-1/2" h COM: 2.25 yds. Actual Weight: 26.5 lbs. Shipping Weight: 36 lbs. Freight Class: 250 1 per carton, 17 cu.ft. Recycled Content: 0.00%	Standard veneer in maple. Refer to Finish/Color Selector for stain colors and page 17 for premier stain upcharge.
	1-23	917.00	942.00	974.50	994.50	1009.50	1024.50	1059.50		
	24-99	907.00	932.00	964.50	984.50	999.50	1014.50	1049.50		
	100-399	902.00	927.00	959.50	979.50	994.50	1009.50	1044.50		
	400+	899.50	924.50	957.00	977.00	992.00	1007.00	1042.00		

Standard Features

Standard Powdercoat Colors:
Standard powdercoat finishes



Options

Optional Plated Finishes: (50 piece minimum)

8926 Chairs:

Chrome, specify C1: add \$227.85
Satin Nickel Chrome, specify SNC, add \$147.85.

Less than minimum:

1-23, add: \$15.00.
24-49, add: \$7.50.

Textile Options:

- For pricing on grades 11-24, refer to the Upholstery Grading Chart on page 18.
- For textile selections, grades 4-10, refer to the Finish/Color Selector.
- COM (Customer's Own Material), refer to page 15.

See page 229-230
for Ottomans.

To Order:





All orders must specify:

1. Ship To address.
2. Any critical opening dates.
3. Model number.
4. Frame finish by number and color name.
5. Upholstery selection by pattern name, color number and name.
6. Stain color and number.



Paragami "T"

Products on this page are covered by the following Patents and/or Patents pending: #D822,418 S

7523-C-T	Swivel Caster Chair								Specification	Other
	Quantity	COM/ Gr.4	Gr.5	Gr.6	Gr.7	Gr.8	Gr.9	Gr.10	26"w x 26"d x 36"h Arm Height: 24-1/4" COM: 2.5 Yards Actual Wgt: 26.25 lbs. ea. Shipping Wgt: 36.25 lbs. ea. Freight Class: 250 1 per carton, 17 cu. ft. Recycled Content: 6.0%	Black Twin Wheel Casters standard. Without casters: remove (-C) from model number.
	1-23	695.00	720.00	752.50	772.50	787.50	802.50	837.50		
	24-99	685.00	710.00	742.50	762.50	777.50	792.50	827.50		
	100-399	680.00	705.00	737.50	757.50	772.50	787.50	822.50		
	400+	677.50	702.50	735.00	755.00	770.00	785.00	820.00		
8650-C-T	Adjustable Height Swivel/Tilt Caster Chair								Specification	Other
	Quantity	COM/ Gr.4	Gr.5	Gr.6	Gr.7	Gr.8	Gr.9	Gr.10	26"w x 26"d x 39"h Arm Height: 22" COM: 2.5 Yards Actual Wgt: 31 lbs. ea. Shipping Wgt: 41 lbs. ea. Freight Class: 250 1 per carton, 17 cu. ft. Recycled Content: 7.34%	Gas lift travel: 4-1/4" Overall back ht: 34-3/4" - 39" Black Twin Wheel Casters standard. Polished aluminum standard.
	1-23	720.00	745.00	777.50	797.50	812.50	827.50	862.50		
	24-99	710.00	735.00	767.50	787.50	802.50	817.50	852.50		
	100-399	705.00	730.00	762.50	782.50	797.50	812.50	847.50		
	400+	702.50	727.50	760.00	780.00	795.00	810.00	845.00		
8600-T	Straight Leg Base Chair								Specification	Other
	Quantity	COM/ Gr.4	Gr.5	Gr.6	Gr.7	Gr.8	Gr.9	Gr.10	26"w x 27"d x 36"h Arm Height: 24-1/4" COM: 2.5 Yards Actual Wgt: 26 lbs. ea. Shipping Wgt: 36 lbs. ea. Freight Class: 250 1 per carton, 17 cu. ft. Recycled Content: 9.29%	Non-marring clear butyrate glides. 1" dia. straight leg.
	1-23	617.75	642.75	675.25	695.25	710.25	725.25	760.25		
	24-99	607.75	632.75	665.25	685.25	700.25	715.25	750.25		
	100-399	602.75	627.75	660.25	680.25	695.25	710.25	745.25		
	400+	600.25	625.25	657.75	677.75	692.75	707.75	742.75		
8610-T	Tapered Leg Base Chair								Specification	Other
	Quantity	COM/ Gr.4	Gr.5	Gr.6	Gr.7	Gr.8	Gr.9	Gr.10	26"w x 27"d x 36"h Arm Height: 24-1/4" COM: 2.5 yds. Actual Weight: 26 lbs. Shipping Weight: 36 lbs. Freight Class: 250 1 per carton, 17 cu.ft. Recycled Content: 10.1%	Non-marring clear butyrate glides.
	1-23	628.50	653.50	686.00	706.00	721.00	736.00	771.00		
	24-99	618.50	643.50	676.00	696.00	711.00	726.00	761.00		
	100-399	613.50	638.50	671.00	691.00	706.00	721.00	756.00		
	400+	611.00	636.00	668.50	688.50	703.50	718.50	753.50		

Standard Features

Standard Powdercoat Colors:

Standard powdercoat finishes, except on 8650-C-T.



Options

Optional Plated Finishes: (50 piece minimum)

Models: 8600-T and 8610-T:

Chrome, specify C1: add \$50.00.

Satin Nickel Chrome: specify SNC, add \$60.00.

Less than minimum:

1-23, add: \$15.00.

24-49, add: \$7.50.

7523: For optional chrome column with polished aluminum base, specify CPA, add: \$40.25. (Extended lead time, contact MTS)

8650-C: For optional powdercoat with black column, specify PCB and BPC. For optional powdercoat with chrome column, specify PCB only.

Models 8600-T and 8610-T:
Premium metal base glide: add \$5.00. Specify MBG.

See page 229-230
for Ottomans.

Textile Options:

- For pricing on grades 11-24, refer to the Upholstery Grading Chart on page 18.
- For textile selections, grades 4-10, refer to the Finish/Color Selector.
- COM (Customer's Own Material), refer to page 15.





To Order:

All orders must specify:

- Ship To address.
- Any critical opening dates.
- Model number.
- Frame finish by number and color name.
- Upholstery selection by pattern name, color number and name.
- Stain color and number.



Paragami "T"

8500-T Sled Base Chair		Specification							Other
	Quantity	COM/ Gr.4	Gr.5	Gr.6	Gr.7	Gr.8	Gr.9	Gr.10	26"w x 26-1/2"d x 36-1/4"h Arm Height: 24-1/4" COM: 2.5 yds. Actual Weight: 26.5 lbs. Shipping Weight: 36.5 lbs. Freight Class: 250 1 per carton, 17 cu.ft. Recycled Content: 10.43% Non-marring clear butyrate glides..
	1-23	677.00	702.00	734.50	754.50	769.50	784.50	819.50	
	24-99	667.00	692.00	724.50	744.50	759.50	774.50	809.50	
	100-399	662.00	687.00	719.50	739.50	754.50	769.50	804.50	
	400+	659.50	684.50	717.00	737.00	752.00	767.00	802.00	
8900-T Spider Pedestal Base Swivel Chair		Specification							Other
	Quantity	COM/ Gr.4	Gr.5	Gr.6	Gr.7	Gr.8	Gr.9	Gr.10	26"w x 26-1/4"d x 37-1/4"h Arm Height: 24-1/2" COM: 2.5 yds. Actual Weight: 26 lbs. Shipping Weight: 36 lbs. Freight Class: 250 1 per carton, 17 cu.ft. Recycled Content: 3.37% White polypropylene glides. Polished aluminum finish on l.
	1-23	758.50	783.50	816.00	836.00	851.00	866.00	901.00	
	24-99	748.50	773.50	806.00	826.00	841.00	856.00	891.00	
	100-399	743.50	768.50	801.00	821.00	836.00	851.00	886.00	
	400+	741.00	766.00	798.50	818.50	833.50	848.50	883.50	
WL01-T Tapered Round Wood Leg Chair		Specification							Other
	Quantity	COM/ Gr.4	Gr.5	Gr.6	Gr.7	Gr.8	Gr.9	Gr.10	26"w x 27"d x 36"h Arm Height: 24-1/4" COM: 2.50 yds. Actual Weight: 26.5 lbs. Shipping Weight: 36.5 lbs. Freight Class: 250 1 per carton, 17 cu.ft. Recycled Content: 1.22% Premium Metal Base Glides. Standard veneer shell and/ or wood legs in maple. Refer to Finish/Color Selector for stain finishes and page 17 for premier stain upcharge.
	1-23	977.00	1002.00	1034.50	1054.50	1069.50	1084.50	1119.50	
	24-99	967.00	992.00	1024.50	1044.50	1059.50	1074.50	1109.50	
	100-399	962.00	987.00	1019.50	1039.50	1054.50	1069.50	1104.50	
	400+	959.50	984.50	1017.00	1037.00	1052.00	1067.00	1102.00	
WL50-T Rectilinear Wood Leg Chair		Specification							Other
	Quantity	COM/ Gr.4	Gr.5	Gr.6	Gr.7	Gr.8	Gr.9	Gr.10	26"w x 25-1/2"d x 36-3/4"h COM: 2.50 yds. Actual Weight: 24.5 lbs. Shipping Weight: 34.5 lbs. Freight Class: 250 1 per carton, 17 cu.ft. Recycled Content: 6.57% Premium Metal Base Glides. Standard veneer shell and/ or wood legs in maple. Refer to Finish/Color Selector for stain finishes and page 17 for premier stain upcharge.
	1-23	977.00	1002.00	1034.50	1054.50	1069.50	1084.50	1119.50	
	24-99	967.00	992.00	1024.50	1044.50	1059.50	1074.50	1109.50	
	100-399	962.00	987.00	1019.50	1039.50	1054.50	1069.50	1104.50	
	400+	959.50	984.50	1017.00	1037.00	1052.00	1067.00	1102.00	

Standard Features

Standard Powdercoat Colors:
Standard powdercoat finishes, except on 8900-T.



Options

Optional Plated Finishes: (50 piece minimum)

8500-T:

Chrome, specify C1: add \$63.00.
Satin Nickel Chrome: specify SNC, add \$73.00.

WL01-T & WL50-T:

Chrome, specify C1: add \$32.25.
Satin Nickel Chrome: specify SNC, add \$42.25.

Less than minimum:

1-23, add: \$15.00.
24-49, add: \$7.50.

Black Caster Option:



For 8900 only.
Add "C" to model
number, add:
\$68.75

See page 229-230
for Ottomans.

Textile Options:

- For pricing on grades 11-24, refer to the Upholstery Grading Chart on page 18.
- For textile selections, grades 4-10, refer to the Finish/Color Selector.
- COM (Customer's Own Material), refer to page 15.


To Order:


All orders must specify:


1. Ship To address.
2. Any critical opening dates.
3. Model number.
4. Frame finish by number and color name.
5. Upholstery selection by pattern name, color number and name.
6. Stain color and number.




Paragami "T"

8720-16-T		Round Pedestal Base Swivel Lounge Chair							Specification	Other
	Quantity	COM/ Gr.4	Gr.5	Gr.6	Gr.7	Gr.8	Gr.9	Gr.10	26"w x 26-1/2"d x 35"h Arm Height: 22-1/2" COM: 2.5 yds. Actual Weight: 51 lbs. Shipping Weight: 71.5 lbs. Freight Class: 175 1 per carton, 20.96 cu.ft. Recycled Content: 24.2%	16" lounge seat height.
	1-23	915.00	940.00	972.50	992.50	1007.50	1022.50	1057.50		
	24-99	905.00	930.00	962.50	982.50	997.50	1012.50	1047.50		
	100-399	900.00	925.00	957.50	977.50	992.50	1007.50	1042.50		
	400+	897.50	922.50	955.00	975.00	990.00	1005.00	1040.00		

8720-18-T		Round Pedestal Base Swivel Chair							Specification	Other
	Quantity	COM/ Gr.4	Gr.5	Gr.6	Gr.7	Gr.8	Gr.9	Gr.10	26"w x 26-1/2"d x 37"h Arm Height: 24-1/2" COM: 2.5 yds. Actual Weight: 52 lbs. Shipping Weight: 72 lbs. Freight Class: 175 1 per carton, 20.96 cu.ft. Recycled Content: 23.98%	18" standard seat height.
	1-23	910.00	935.00	967.50	987.50	1002.50	1017.50	1052.50		
	24-99	900.00	925.00	957.50	977.50	992.50	1007.50	1042.50		
	100-399	895.00	920.00	952.50	972.50	987.50	1002.50	1037.50		
	400+	892.50	917.50	950.00	970.00	985.00	1000.00	1035.00		

8818-16-T		Square Pedestal Base Swivel Lounge Chair							Specification	Other
	Quantity	COM/ Gr.4	Gr.5	Gr.6	Gr.7	Gr.8	Gr.9	Gr.10	26"w x 26-1/2"d x 35"h Arm Height: 22-1/2" COM: 2.5 yds. Actual Weight: 50 lbs. Shipping Weight: 70 lbs. Freight Class: 175 1 per carton, 20.96 cu.ft. Recycled Content: 32.24%	16" lounge seat height.
	1-23	915.00	940.00	972.50	992.50	1007.50	1022.50	1057.50		
	24-99	905.00	930.00	962.50	982.50	997.50	1012.50	1047.50		
	100-399	900.00	925.00	957.50	977.50	992.50	1007.50	1042.50		
	400+	897.50	922.50	955.00	975.00	990.00	1005.00	1040.00		

8818-18-T		Square Pedestal Base Swivel Chair							Specification	Other
	Quantity	COM/ Gr.4	Gr.5	Gr.6	Gr.7	Gr.8	Gr.9	Gr.10	26"w x 26-1/2"d x 37"h Arm Height: 24-1/2" COM: 2.5 yds. Actual Weight: 51 lbs. Shipping Weight: 71 lbs. Freight Class: 175 1 per carton, 20.96 cu.ft. Recycled Content: 32.14%	18" standard seat height.
	1-23	910.00	935.00	967.50	987.50	1002.50	1017.50	1052.50		
	24-99	900.00	925.00	957.50	977.50	992.50	1007.50	1042.50		
	100-399	895.00	920.00	952.50	972.50	987.50	1002.50	1037.50		
	400+	892.50	917.50	950.00	970.00	985.00	1000.00	1035.00		

Standard Features

Standard Powdercoat Colors:
Standard powdercoat finishes

Black manually adjustable glide.



Options

Optional Plated Finishes: (50 piece minimum)

Chrome, specify C1: add \$218.10.
Satin Nickel Chrome: specify SNC, add \$153.45.

Less than minimum:

1-23, add: \$15.00.
24-49, add: \$7.50.

Textile Options:

- For pricing on grades 11-24, refer to the Upholstery Grading Chart on page 18.
- For textile selections, grades 4-10, refer to the Finish/Color Selector.
- COM (Customer's Own Material), refer to page 15.

See page 229-230
for Ottomans.




To Order:

All orders must specify:

1. Ship To address.
2. Any critical opening dates.
3. Model number.
4. Frame finish by number and color name.
5. Upholstery selection by pattern name, color number and name.
6. Stain color and number.



Paragami "T"

8926-16-T Tapered Cross Pedestal Base Swivel Lounge Chair								Specification	Other	
	Quantity	COM/ Gr.4	Gr.5	Gr.6	Gr.7	Gr.8	Gr.9	Gr.10	26"w x 26-1/2"d x 35"h Arm Height: 22-1/2" COM: 2.5 yds. Actual Weight: 37.5 lbs. Shipping Weight: 57.5 lbs. Freight Class: 250 1 per carton, 20.35 cu.ft. Recycled Content: 18.39%	16" lounge seat height. Black manually adjustable glide.
	1-23	897.50	922.50	955.00	975.00	990.00	1005.00	1040.00		
	24-99	887.50	912.50	945.00	965.00	980.00	995.00	1030.00		
	100-399	882.50	907.50	940.00	960.00	975.00	990.00	1025.00		
	400+	880.00	905.00	937.50	957.50	972.50	987.50	1022.50		
8926-18-T Tapered Cross Pedestal Base Swivel Chair								Specification	Other	
	Quantity	COM/ Gr.4	Gr.5	Gr.6	Gr.7	Gr.8	Gr.9	Gr.10	26"w x 26-1/2"d x 37"h Arm Height: 24-1/2" COM: 2.5 yds. Actual Weight: 38 lbs. Shipping Weight: 58 lbs. Freight Class: 250 1 per carton, 20.35 cu.ft. Recycled Content: 18.61%	18" standard seat height. Black manually adjustable glide.
	1-23	892.50	917.50	950.00	970.00	985.00	1000.00	1035.00		
	24-99	882.50	907.50	940.00	960.00	975.00	990.00	1025.00		
	100-399	877.50	902.50	935.00	955.00	970.00	985.00	1020.00		
	400+	875.00	900.00	932.50	952.50	967.50	982.50	1017.50		
WL70-T Wood Bent Ply Leg Chair								Specification	Other	
	Quantity	COM/ Gr.4	Gr.5	Gr.6	Gr.7	Gr.8	Gr.9	Gr.10	26"w x 26-1/4"d x 36-1/2"h COM: 2.25 yds. Actual Weight: 24 lbs. Shipping Weight: 34 lbs. Freight Class: 250 1 per carton, 17 cu.ft. Recycled Content: 0.00%	Premium metal base glide.
	1-23	917.00	942.00	974.50	994.50	1009.50	1024.50	1059.50		
	24-99	907.00	932.00	964.50	984.50	999.50	1014.50	1049.50		
	100-399	902.00	927.00	959.50	979.50	994.50	1009.50	1044.50		
	400+	899.50	924.50	957.00	977.00	992.00	1007.00	1042.00		

Standard Features

Standard Powdercoat Colors:
Standard powdercoat finishes



Options

Optional Plated Finishes: (50 piece minimum)

8926 Chairs:

Chrome, specify C1: add \$227.85
Satin Nickel Chrome, specify SNC, add \$147.85.

Less than minimum:

1-23, add: \$15.00.
24-49, add: \$7.50.

Textile Options:

- For pricing on grades 11-24, refer to the Upholstery Grading Chart on page 18.
- For textile selections, grades 4-10, refer to the Finish/Color Selector.
- COM (Customer's Own Material), refer to page 15.

See page 229-230
for Ottomans.

To Order:





All orders must specify:

1. Ship To address.
2. Any critical opening dates.
3. Model number.
4. Frame finish by number and color name.
5. Upholstery selection by pattern name, color number and name.
6. Stain color and number.



Inessa "H"

Products on this page are covered by the following Patents and/or Patents pending: #D822,418 S

7523-C-H Swivel Caster Chair		Specification							Other
	Quantity	COM/ Gr.4	Gr.5	Gr.6	Gr.7	Gr.8	Gr.9	Gr.10	28-1/2"w x 25-1/4"d x 30-3/4"h Arm Height: 26-1/4" COM: 2.3 yds. Actual Weight: 24 lbs. Shipping Weight: 36 lbs. Freight Class: 250 1 per carton, 17 cu.ft. Recycled Content: 6.56% Black Twin Wheel Casters standard. Without casters: remove (-C) from model number.
	1-23	710.00	733.00	762.90	781.30	795.10	808.90	841.10	
	24-99	700.00	723.00	752.90	771.30	785.10	798.90	831.10	
	100-399	695.00	718.00	747.90	766.30	780.10	793.90	826.10	
	400+	692.50	715.50	745.40	763.80	777.60	791.40	823.60	
8650-C-H Adjustable Height Swivel/Tilt Caster Chair		Specification							Other
	Quantity	COM/ Gr.4	Gr.5	Gr.6	Gr.7	Gr.8	Gr.9	Gr.10	28-1/2"w x 24-3/4"d x 33-1/4"h Arm Height: 24-3/4" COM: 2.3 yds. Actual Weight: 28 lbs. Shipping Weight: 40.8 lbs. Freight Class: 250 1 per carton, 17 cu.ft. Recycled Content: 8.13% Gas lift travel: 4-1/4" Overall back ht: 29"- 33-1/4" Black Twin Wheel Casters standard. Polished aluminum standard.
	1-23	735.00	758.00	787.90	806.30	820.10	833.90	866.10	
	24-99	725.00	748.00	777.90	796.30	810.10	823.90	856.10	
	100-399	720.00	743.00	772.90	791.30	805.10	818.90	851.10	
	400+	717.50	740.50	770.40	788.80	802.60	816.40	848.60	
8611-H Tapered Leg Base Chair		Specification							Other
	Quantity	COM/ Gr.4	Gr.5	Gr.6	Gr.7	Gr.8	Gr.9	Gr.10	28-1/2"w x 24-3/4"d x 30-1/3"h Arm Height: 26-1/2" COM: 2.3 yds. Actual Weight: 22 lbs. Shipping Weight: 34 lbs. Freight Class: 250 1 per carton, 17 cu.ft. Recycled Content: 10.98% Non-marring clear butyrate glides.
	1-23	645.75	668.75	698.65	717.05	730.85	744.65	776.85	
	24-99	635.75	658.75	688.65	707.05	720.85	734.65	766.85	
	100-399	630.75	653.75	683.65	702.05	715.85	729.65	761.85	
	400+	628.25	651.25	681.15	699.55	713.35	727.15	759.35	
8611-30-H Tapered Leg Barstool		Specification							Other
	Quantity	COM/ Gr.4	Gr.5	Gr.6	Gr.7	Gr.8	Gr.9	Gr.10	28-1/2"w x 24-3/4"d x 42-3/4"h Arm Height: 38-1/2" COM: 2.3 yds. Actual Weight: 27 lbs. Shipping Weight: 39 lbs. Freight Class: 250 1 per carton, 18.5 cu.ft. Recycled Content: 15.56% Non-marring clear butyrate glides. Footrest: Specify Gold (GAF), Satin Silver (SSF), or Black (BAF).
	1-9	695.75	718.75	748.65	767.05	780.85	794.65	826.85	
	10-49	685.75	708.75	738.65	757.05	770.85	784.65	816.85	
	50-99	680.75	703.75	733.65	752.05	765.85	779.65	811.85	
	100+	678.25	701.25	731.15	749.55	763.35	777.15	809.35	

Standard Features

Standard Powdercoat Colors:

Standard powdercoat finishes, except on 8650-C-H.



Options

Optional Plated Finishes: (50 piece minimum)

8611-H:

Chrome, specify C1: add \$50.00.

Satin Nickel Chrome, specify SNC, add \$60.00.

8611-30-H:

Chrome, specify C1: add \$106.90.

Satin Nickel Chrome, specify SNC, add \$116.90.

Less than minimum:

1-23, add: \$15.00.

24-49, add: \$7.50.

7523: For optional chrome column with polished aluminum base, specify CPA, add \$40.25.
(Extended lead time, contact MTS)

8650-C: For optional powdercoat with black column, specify PCB and BPC. For optional powdercoat with chrome column, specify PCB only.

Models 8611-H and 8611-30-H:
Premium metal base glide: add \$5.00. Specify MBG.

See page 231-232
for Ottomans.

Textile Options:

- For pricing on grades 11-24, refer to the Upholstery Grading Chart on page 18.
- For textile selections, grades 4-10, refer to the Finish/Color Selector.
- COM (Customer's Own Material), refer to page 15.


To Order:


All orders must specify:


- Ship To address.
- Any critical opening dates.
- Model number.
- Frame finish by number and color name.
- Upholstery selection by pattern name, color number and name.
- Stain color and number.





Inessa "H"

8601-H		Straight Leg Base Chair							Specification	Other
	Quantity	COM/ Gr.4	Gr.5	Gr.6	Gr.7	Gr.8	Gr.9	Gr.10	28-1/2"w x 24-3/4"d x 30-1/2"h Arm Height: 26-1/2" COM: 2.3 yds. Actual Weight: 22 lbs. Shipping Weight: 34 lbs. Freight Class: 250 1 per carton, 17 cu.ft. Recycled Content: 11.93%	Non-marring clear butyrate glides. 1" dia. straight leg.
	1-23	635.50	658.50	688.40	706.80	720.60	734.40	766.60		
	24-99	625.50	648.50	678.40	696.80	710.60	724.40	756.60		
	100-399	620.50	643.50	673.40	691.80	705.60	719.40	751.60		
	400+	618.00	641.00	670.90	689.30	703.10	716.90	749.10		

8621-H		Bent Leg Base Chair							Specification	Other
	Quantity	COM/ Gr.4	Gr.5	Gr.6	Gr.7	Gr.8	Gr.9	Gr.10	28-1/2"w x 24-1/2"d x 30-3/4"h Arm Height: 26-1/4" COM: 2.3 yds. Actual Weight: 19.5 lbs. Shipping Weight: 34 lbs. Freight Class: 250 1 per carton, 17 cu.ft. Recycled Content: 8.26%	Premium metal base glides standard. 3/4" dia. bent leg.
	1-23	635.50	658.50	688.40	706.80	720.60	734.40	766.60		
	24-99	625.50	648.50	678.40	696.80	710.60	724.40	756.60		
	100-399	620.50	643.50	673.40	691.80	705.60	719.40	751.60		
	400+	618.00	641.00	670.90	689.30	703.10	716.90	749.10		

8621-30-H		Bent Leg Barstool							Specification	Other
	Quantity	COM/ Gr.4	Gr.5	Gr.6	Gr.7	Gr.8	Gr.9	Gr.10	28-1/2"w x 26"d x 41-3/4"h Arm Height: 38" COM: 2.3 yds. Actual Weight: 25 lbs. Shipping Weight: 39 lbs. Freight Class: 250 1 per carton, 19.64 cu.ft. Recycled Content: 13.16%	3/4" dia.bent leg. Premium metal base glides standard.
	1-9	685.50	708.50	738.40	756.80	770.60	784.40	816.60		
	10-49	675.50	698.50	728.40	746.80	760.60	774.40	806.60		
	50-99	670.50	693.50	723.40	741.80	755.60	769.40	801.60		
	100+	668.00	691.00	720.90	739.30	753.10	766.90	799.10		

8502-H		Sled Base Chair							Specification	Other
	Quantity	COM/ Gr.4	Gr.5	Gr.6	Gr.7	Gr.8	Gr.9	Gr.10	28-1/2"w x 25"d x 31"h Arm Height: 27-1/4" COM: 2.3 yds. Actual Weight: 23 lbs. Shipping Weight: 34 lbs. Freight Class: 250 1 per carton, 17 cu.ft. Recycled Content: 12.33%	Non-marring clear butyrate glides.
	1-23	700.00	723.00	752.90	771.30	785.10	798.90	831.10		
	24-99	690.00	713.00	742.90	761.30	775.10	788.90	821.10		
	100-399	685.00	708.00	737.90	756.30	770.10	783.90	816.10		
	400+	682.50	705.50	735.40	753.80	767.60	781.40	813.60		

8900-H		Spider Pedestal Base Swivel Chair							Specification	Other
	Quantity	COM/ Gr.4	Gr.5	Gr.6	Gr.7	Gr.8	Gr.9	Gr.10	28-1/2"w x 25"d x 31"h Arm Height: 27-1/4" COM: 2.3 yds. Actual Weight: 22.2 lbs. Shipping Weight: 34 lbs. Freight Class: 250 1 per carton, 17 cu.ft. Recycled Content: 3.94%	White polypropylene glides. Polished aluminum finish onl
	1-23	775.00	798.00	827.90	846.30	860.10	873.90	906.10		
	24-99	765.00	788.00	817.90	836.30	850.10	863.90	896.10		
	100-399	760.00	783.00	812.90	831.30	845.10	858.90	891.10		
	400+	757.50	780.50	810.40	828.80	842.60	856.40	888.60		

Standard Features

Standard Powdercoat Colors:

Standard powdercoat finishes, except on 8900-H.



Options

Optional Plated Finishes: (50 piece minimum)

8601-H:

Chrome, specify C1: add \$50.00.

Satin Nickel Chrome: specify SNC, add \$60.00.

8621-H and 8621-30-H:

Chrome, specify C1: add \$35.00. Barstool add: \$112.30.

Satin Nickel Chrome: specify SNC, add \$45.00. Barstool, add: \$122.30.

8502-H:

Chrome, specify C1: add \$63.00.

Satin Nickel Chrome: specify SNC, add \$73.00.

Less than minimum:

1-23, add: \$15.00.

24-49, add: \$7.50.

Black Caster Option:



For 8900 only. Add
"-C" to model number,
add: \$68.75

Model 8601-H: Premium metal base glide:
add \$5.00. Specify MBG.




See page 231-232
for Ottomans.

Textile Options:

- For pricing on grades 11-24, refer to the Upholstery Grading Chart on page 18.
- For textile selections, grades 4-10, refer to the Finish/Color Selector.
- COM (Customer's Own Material), refer to page 15.



Inessa "H"

8720-16-H Round Pedestal Base Swivel Lounge Chair									Specification	Other
	Quantity	COM/ Gr.4	Gr.5	Gr.6	Gr.7	Gr.8	Gr.9	Gr.10	28-1/2" w x 25" d x 29" h Arm Height: 24-3/4" COM: 2.3 yds. Actual Weight: 57 lbs. Shipping Weight: 77 lbs. Freight Class: 175 1 per carton, 20.96 cu.ft. Recycled Content: 22.11%	16" lounge seat height.
	1-23	930.00	953.00	982.90	1001.30	1015.10	1028.90	1061.10		
	24-99	920.00	943.00	972.90	991.30	1005.10	1018.90	1051.10		
	100-399	915.00	938.00	967.90	986.30	1000.10	1013.90	1046.10		
	400+	912.50	935.50	965.40	983.80	997.60	1011.40	1043.60		
8720-18-H Round Pedestal Base Swivel Chair									Specification	Other
	Quantity	COM/ Gr.4	Gr.5	Gr.6	Gr.7	Gr.8	Gr.9	Gr.10	28-1/2" w x 25" d x 31" h Arm Height: 26-3/4" COM: 2.3 yds. Actual Weight: 52.5 lbs. Shipping Weight: 72.5 lbs. Freight Class: 175 1 per carton, 20.96 cu.ft. Recycled Content: 23.8%	18" standard seat height.
	1-23	925.00	948.00	977.90	996.30	1010.10	1023.90	1056.10		
	24-99	915.00	938.00	967.90	986.30	1000.10	1013.90	1046.10		
	100-399	910.00	933.00	962.90	981.30	995.10	1008.90	1041.10		
	400+	907.50	930.50	960.40	978.80	992.60	1006.40	1038.60		
8720-30-H Round Pedestal Base Swivel Barstool									Specification	Other
	Quantity	COM/ Gr.4	Gr.5	Gr.6	Gr.7	Gr.8	Gr.9	Gr.10	28-1/2" w x 25" d x 42-1/4" h Arm Height: 38" COM: 2.3 yds. Actual Weight: 57.5 lbs. Shipping Weight: 80.5 lbs. Freight Class: 175 1 per carton, 23 cu.ft. Recycled Content: 26.4%	
	1-9	1055.00	1078.00	1107.90	1126.30	1140.10	1153.90	1186.10		
	10-49	1045.00	1068.00	1097.90	1116.30	1130.10	1143.90	1176.10		
	50-99	1040.00	1063.00	1092.90	1111.30	1125.10	1138.90	1171.10		
	100+	1037.50	1060.50	1090.40	1108.80	1122.60	1136.40	1168.60		

Standard Features

Standard Powdercoat Colors:
Standard powdercoat finishes

Black manually adjustable glide.



Options

Optional Plated Finishes: (50 piece minimum)

Chairs:

Chrome, specify C1: add \$218.10.

Satin Nickel Chrome, specify SNC, add \$153.45.

Barstool:

Chrome, specify C1: add \$294.00.

Satin Nickel Chrome, specify SNC: add \$207.55.

Less than minimum:

1-23, add: \$15.00.

24-49, add: \$7.50.

Textile Options:

- For pricing on grades 11-24, refer to the Upholstery Grading Chart on page 18.
- For textile selections, grades 4-10, refer to the Finish/Color Selector.
- COM (Customer's Own Material), refer to page 15.

See page 231-232
for Ottomans.


To Order:


All orders must specify:


- Ship To address.
- Any critical opening dates.
- Model number.
- Frame finish by number and color name.
- Upholstery selection by pattern name, color number and name.
- Stain color and number.




Inessa "H"

8926-16-H Tapered Cross Pedestal Base Swivel Lounge Chair									Specification	Other
	Quantity	COM/ Gr.4	Gr.5	Gr.6	Gr.7	Gr.8	Gr.9	Gr.10	28-1/2" w x 25" d x 31" h Arm Height: 24-3/4" COM: 2.30 yds. Actual Weight: 35 lbs. Shipping Weight: 55 lbs. Freight Class: 250 1 per carton, 20.35 cu.ft. Recycled Content: 15.77%	16" lounge seat height. Black manually adjustable glide.
	1-23	915.00	938.00	967.90	986.30	1000.10	1013.90	1046.10		
	24-99	905.00	928.00	957.90	976.30	990.10	1003.90	1036.10		
	100-399	900.00	923.00	952.90	971.30	985.10	998.90	1031.10		
	400+	897.50	920.50	950.40	968.80	982.60	996.40	1028.60		

8926-18-H Tapered Cross Pedestal Base Swivel Chair									Specification	Other
	Quantity	COM/ Gr.4	Gr.5	Gr.6	Gr.7	Gr.8	Gr.9	Gr.10	28-1/2" w x 25" d x 33" h Arm Height: 26-3/4" COM: 2.30 yds. Actual Weight: 35.5 lbs. Shipping Weight: 55.5 lbs. Freight Class: 250 1 per carton, 20.35 cu.ft. Recycled Content: 16.07%	18" standard seat height. Black manually adjustable glide.
	1-23	910.00	933.00	962.90	981.30	995.10	1008.90	1041.10		
	24-99	900.00	923.00	952.90	971.30	985.10	998.90	1031.10		
	100-399	895.00	918.00	947.90	966.30	980.10	993.90	1026.10		
	400+	892.50	915.50	945.40	963.80	977.60	991.40	1023.60		

WL01-H Tapered Round Wood Leg Chair									Specification	Other
	Quantity	COM/ Gr.4	Gr.5	Gr.6	Gr.7	Gr.8	Gr.9	Gr.10	28-1/2" w x 24-3/4" d x 30-1/2" h Arm Height: 26-1/2" COM: 2.30 yds. Actual Weight: 22.5 lbs. Shipping Weight: 34.5 lbs. Freight Class: 250 1 per carton, 17 cu.ft. Recycled Content: 1.43%	Premium Metal Base Glides. Standard veneer shell and/ or wood legs in maple. Refer to Finish/Color Selector for stain finishes and page 17 for premier stain upcharge.
	1-23	975.00	998.00	1027.90	1046.30	1060.10	1073.90	1106.10		
	24-99	965.00	988.00	1017.90	1036.30	1050.10	1063.90	1096.10		
	100-399	960.00	983.00	1012.90	1031.30	1045.10	1058.90	1091.10		
	400+	957.50	980.50	1010.40	1028.80	1042.60	1056.40	1088.60		

WLBS130-H Tapered Round Wood Leg Barstool									Specification	Other
	Quantity	COM/ Gr.4	Gr.5	Gr.6	Gr.7	Gr.8	Gr.9	Gr.10	28-1/2" w x 24-3/4" d x 42-3/4" h Arm Height: 38-3/4" COM: 2.30 yds. Actual Weight: 27.5 lbs. Shipping Weight: 39.5 lbs. Freight Class: 250 1 per carton, 18.5 cu.ft. Recycled Content: 1.60%	Premium Metal Base Glides. Standard veneer shell and/ or wood legs in maple. Refer to Finish/Color Selector for stain finishes and page 17 for premier stain upcharge.
	1-9	1090.00	1113.00	1142.90	1161.30	1175.10	1188.90	1221.10		
	10-49	1080.00	1103.00	1132.90	1151.30	1165.10	1178.90	1211.10		
	50-99	1075.00	1098.00	1127.90	1146.30	1160.10	1173.90	1206.10		
	100+	1072.50	1095.50	1125.40	1143.80	1157.60	1171.40	1203.60		

Standard Features

Standard Powdercoat Colors:
Standard powdercoat finishes



Options

Optional Plated Finishes: (50 piece minimum)

8926 Chairs:

Chrome, specify C1: add \$227.85
Satin Nickel Chrome, specify SNC, add \$147.85.

WL01-H:

Chrome, specify C1: add \$32.25
Satin Nickel Chrome, specify SNC, add \$42.25

WLBS130-H:

Chrome, specify C1: add \$61.60
Satin Nickel Chrome, specify SNC, add \$71.60

Less than minimum:

1-23, add: \$15.00.
24-49, add: \$7.50.

Textile Options:

- For pricing on grades 11-24, refer to the Upholstery Grading Chart on page 18.
- For textile selections, grades 4-10, refer to the Finish/Color Selector.
- COM (Customer's Own Material), refer to page 15.

See page 231-232
for Ottomans.


To Order:


All orders must specify:

- Ship To address.
- Any critical opening dates.
- Model number.
- Frame finish by number and color name.
- Upholstery selection by pattern name, color number and name.
- Stain color and number.



Inessa “H”

WL60-H		Wood Swivel Leg Chair							Specification	Other
	Quantity	COM/ Gr.4	Gr.5	Gr.6	Gr.7	Gr.8	Gr.9	Gr.10	28-1/2"w x 25"d x 29-3/4"h COM: 2.30 yds. Actual Weight: 25.1 lbs. Shipping Weight: 35.1 lbs. Freight Class: 250 1 per carton, 17 cu.ft. Recycled Content: 7.11%	
	1-23	1225.00	1248.00	1277.90	1296.30	1310.10	1323.90	1356.10		
	24-99	1215.00	1238.00	1267.90	1286.30	1300.10	1313.90	1346.10		
	100-399	1210.00	1233.00	1262.90	1281.30	1295.10	1308.90	1341.10		
	400+	1207.50	1230.50	1260.40	1278.80	1292.60	1306.40	1338.60		

WL70-H		Wood Bent Ply Leg Chair							Specification	Other
	Quantity	COM/ Gr.4	Gr.5	Gr.6	Gr.7	Gr.8	Gr.9	Gr.10	28-1/4"w x 25"d x 31"h COM: 2.30 yds. Actual Weight: 20 lbs. Shipping Weight: 34 lbs. Freight Class: 250 1 per carton, 17 cu.ft. Recycled Content: 0.00%	
	1-23	915.00	938.00	967.90	986.30	1000.10	1013.90	1046.10		
	24-99	905.00	928.00	957.90	976.30	990.10	1003.90	1036.10		
	100-399	900.00	923.00	952.90	971.30	985.10	998.90	1031.10		
	400+	897.50	920.50	950.40	968.80	982.60	996.40	1028.60		

Standard Features

Premium Metal Base Glides.	Standard veneer in maple. Refer to Finish/ Color Selector for stain colors and page 17 for premier stain upcharge.
----------------------------	--

Options

- Textile Options:**
- For pricing on grades 11-24, refer to the Upholstery Grading Chart on page 18.
 - For textile selections, grades 4-10, refer to the Finish/Color Selector.
 - COM (Customer's Own Material), refer to page 15.

See page 231-232
for Ottomans.





To Order:

- All orders must specify:**
1. Ship To address.
 2. Any critical opening dates.
 3. Model number.
 4. Frame finish by number and color name.
 5. Upholstery selection by pattern name, color number and name.
 6. Stain color and number.



Inessa "H" | Finished Wood

Products on this page are covered by the following Patents and/or Patents pending: #D822,418 S

7523-C-HFW Swivel Caster Chair		Specification							Other
	Quantity	COM/ Gr.4	Gr.5	Gr.6	Gr.7	Gr.8	Gr.9	Gr.10	26-1/2"w x 23-1/4"d x 29-1/2"h Arm Height: 25-1/2" COM: .50 yds. Actual Weight: 22 lbs. Shipping Weight: 34 lbs. Freight Class: 250 1 per carton, 17 cu.ft. Recycled Content: 6.26% Black Twin Wheel Casters standard. Without casters: remove (-C) from model number.
	1-23	820.00	825.00	831.50	835.50	838.50	841.50	848.50	
	24-99	810.00	815.00	821.50	825.50	828.50	831.50	838.50	
	100-399	805.00	810.00	816.50	820.50	823.50	826.50	833.50	
	400+	802.50	807.50	814.00	818.00	821.00	824.00	831.00	
8650-C-HFW Adjustable Height Swivel/Tilt Caster Chair		Specification							Other
	Quantity	COM/ Gr.4	Gr.5	Gr.6	Gr.7	Gr.8	Gr.9	Gr.10	26-1/2"w x 24-3/4"d x 32"h Arm Height: 23-1/2" COM: .50 yds. Actual Weight: 26.5 lbs. Shipping Weight: 36.5 lbs. Freight Class: 250 1 per carton, 17 cu.ft. Recycled Content: 5.18% Gas lift travel 4-1/4" Overall back ht: 27-3/4" - 32" Black Twin Wheel Casters standard. Polished aluminum standard.
	1-23	845.00	850.00	856.50	860.50	863.50	866.50	873.50	
	24-99	835.00	840.00	846.50	850.50	853.50	856.50	863.50	
	100-399	830.00	835.00	841.50	845.50	848.50	851.50	858.50	
	400+	827.50	832.50	839.00	843.00	846.00	849.00	856.00	
8611-HFW Tapered Leg Base Chair		Specification							Other
	Quantity	COM/ Gr.4	Gr.5	Gr.6	Gr.7	Gr.8	Gr.9	Gr.10	26-1/2"w x 23"d x 29-1/2"h Arm Height: 25-1/4" COM: .50 yds. Actual Weight: 21 lbs. Shipping Weight: 34 lbs. Freight Class: 250 1 per carton, 17 cu.ft. Recycled Content: 12.79% Non-marring clear butyrate glides.
	1-23	755.00	760.00	766.50	770.50	773.50	776.50	783.50	
	24-99	745.00	750.00	756.50	760.50	763.50	766.50	773.50	
	100-399	740.00	745.00	751.50	755.50	758.50	761.50	768.50	
	400+	737.50	742.50	749.00	753.00	756.00	759.00	766.00	
8611-30-HFW Tapered Leg Barstool		Specification							Other
	Quantity	COM/ Gr.4	Gr.5	Gr.6	Gr.7	Gr.8	Gr.9	Gr.10	26-1/2"w x 23-1/4"d x 41-1/2"h Arm Height: 37-1/4" COM: .50 yds. Actual Weight: 26 lbs. Shipping Weight: 38 lbs. Freight Class: 250 1 per carton, 18.5 cu.ft. Recycled Content: 16.56% Non-marring clear butyrate glides. Footrest: Specify Gold (GAF), Satin Silver (SSF), or Black (BAF).
	1-9	805.00	810.00	816.50	820.50	823.50	826.50	833.50	
	10-49	795.00	800.00	806.50	810.50	813.50	816.50	823.50	
	50-99	790.00	795.00	801.50	805.50	808.50	811.50	818.50	
	100+	787.50	792.50	799.00	803.00	806.00	809.00	816.00	

Standard Features

Standard Powdercoat Colors:

Standard powdercoat finishes, except on 8650-C-HFW.

Standard veneer shell and/or legs in maple. Refer to Finish/Color Selector for stain colors and page 17 for premier stain upcharge.



Options

Optional Plated Finishes: (50 piece minimum)

8611-HFW

Chrome, specify C1: add \$50.00.

Satin Nickel Chrome, specify SNC, add \$60.00.

8611-30-HFW

Chrome, specify C1: add \$106.90.

Satin Nickel Chrome, specify SNC, add \$116.90.

Less than minimum:

1-23, add: \$15.00.

24-49, add: \$7.50.

7523: For optional chrome column with polished aluminum base, specify CPA, add \$40.25. (Extended lead time, contact MTS)

8650-C: For optional powdercoat with black column, specify PCB and BPC. For optional powdercoat with chrome column, specify PCB only.

Models 8611-HFW and 8611-30-HFW: Premium metal base glide: add \$5.00. Specify MBG.

Textile Options:

- For pricing on grades 11-24, refer to the Upholstery Grading Chart on page 18.
- For textile selections, grades 4-10, refer to the Finish/Color Selector.
- COM (Customer's Own Material), refer to page 15.


To Order:


All orders must specify:


- Ship To address.
- Any critical opening dates.
- Model number.
- Frame finish by number and color name.
- Upholstery selection by pattern name, color number and name.
- Stain color and number.





Inessa "H" | Finished Wood

8601-HFW		Straight Leg Base Chair							Specification	Other
	Quantity	COM/ Gr.4	Gr.5	Gr.6	Gr.7	Gr.8	Gr.9	Gr.10	26-1/2" w x 23" d x 29-1/2" h Arm Height: 25-1/4" COM: .50 yds. Actual Weight: 21 lbs. Shipping Weight: 34 lbs. Freight Class: 250 1 per carton, 17 cu.ft. Recycled Content: 12.79%	Non-marring clear butyrate glides. 1" dia. straight leg.
	1-23	745.00	750.00	756.50	760.50	763.50	766.50	773.50		
	24-99	735.00	740.00	746.50	750.50	753.50	756.50	763.50		
	100-399	730.00	735.00	741.50	745.50	748.50	751.50	758.50		
	400+	727.50	732.50	739.00	743.00	746.00	749.00	756.00		

8621-HFW		Bent Leg Base Chair							Specification	Other
	Quantity	COM/ Gr.4	Gr.5	Gr.6	Gr.7	Gr.8	Gr.9	Gr.10	26-1/2" w x 23" d x 29-1/2" h Arm Height: 25-1/4" COM: .50 yds. Actual Weight: 21 lbs. Shipping Weight: 34 lbs. Freight Class: 250 1 per carton, 17 cu.ft. Recycled Content: 12.79%	Premium metal base glides standard. 3/4" dia. bent leg.
	1-23	745.00	750.00	756.50	760.50	763.50	766.50	773.50		
	24-99	735.00	740.00	746.50	750.50	753.50	756.50	763.50		
	100-399	730.00	735.00	741.50	745.50	748.50	751.50	758.50		
	400+	727.50	732.50	739.00	743.00	746.00	749.00	756.00		

8621-30-HFW		Bent Leg Barstool							Specification	Other
	Quantity	COM/ Gr.4	Gr.5	Gr.6	Gr.7	Gr.8	Gr.9	Gr.10	26-1/2" w x 24-3/4" d x 40-3/4" h Arm Height: 36-1/2" COM: .50 yds. Actual Weight: 23.5 lbs. Shipping Weight: 39.5 lbs. Freight Class: 250 1 per carton, 19.64 cu.ft. Recycled Content: 14.00%	3/4" dia. bent leg. Premium metal base glides standard.
	1-9	795.00	800.00	806.50	810.50	813.50	816.50	823.50		
	10-49	785.00	790.00	796.50	800.50	803.50	806.50	813.50		
	50-99	780.00	785.00	791.50	795.50	798.50	801.50	808.50		
	100+	777.50	782.50	789.00	793.00	796.00	799.00	806.00		

8502-HFW		Sled Base Chair							Specification	Other
	Quantity	COM/ Gr.4	Gr.5	Gr.6	Gr.7	Gr.8	Gr.9	Gr.10	26-1/2" w x 24" d x 29-3/4" h Arm Height: 25-3/4" COM: .50 yds. Actual Weight: 21.5 lbs. Shipping Weight: 34 lbs. Freight Class: 250 1 per carton, 17 cu.ft. Recycled Content: 12.80%	Non-marring clear butyrate glides.
	1-23	800.00	805.00	811.50	815.50	818.50	821.50	828.50		
	24-99	790.00	795.00	801.50	805.50	808.50	811.50	818.50		
	100-399	785.00	790.00	796.50	800.50	803.50	806.50	813.50		
	400+	782.50	787.50	794.00	798.00	801.00	804.00	811.00		

8900-HFW		Spider Pedestal Base Swivel Chair							Specification	Other
	Quantity	COM/ Gr.4	Gr.5	Gr.6	Gr.7	Gr.8	Gr.9	Gr.10	26-1/2" w x 23-1/4" d x 29-3/4" h Arm Height: 26 COM: .50 yds. Actual Weight: 20.5 lbs. Shipping Weight: 34 lbs. Freight Class: 250 1 per carton, 17 cu.ft. Recycled Content: 2.90%	Polypropylene white glides. Polished aluminum finish on l .
	1-23	882.50	887.50	894.00	898.00	901.00	904.00	911.00		
	24-99	872.50	877.50	884.00	888.00	891.00	894.00	901.00		
	100-399	867.50	872.50	879.00	883.00	886.00	889.00	896.00		
	400+	865.00	870.00	876.50	880.50	883.50	886.50	893.50		

Standard Features

Standard Powdercoat Colors:
Standard powdercoat finishes, except on 8900-HFW.

Standard veneer in maple. Refer to Finish/Color Selector for stain colors and page 17 for premier stain upcharge.



Options

Optional Plated Finishes: (50 piece minimum)

8601-HFW:

Chrome, specify C1: add \$50.00.

Satin Nickel Chrome: specify SNC, add \$60.00.

8621-HFW and 8621-30-HFW:

Chrome, specify C1: add \$35.00. Barstool add: \$112.30.

Satin Nickel Chrome: specify SNC, add \$45.00. Barstool, add: \$122.30.

8502-HFW:

Chrome, specify C1: add \$63.00.

Satin Nickel Chrome: specify SNC, add \$73.00.

Less than minimum:

1-23, add: \$15.00.

24-49, add: \$7.50.

Black Caster Option:



For 8900 only. Add
"-C" to model number,
add: \$68.75




Model 8601-HFW: Premium metal base
glide: add \$5.00. Specify MBG.

Textile Options:

- For pricing on grades 11-24, refer to the Upholstery Grading Chart on page 18.
- For textile selections, grades 4-10, refer to the Finish/Color Selector.
- COM (Customer's Own Material), refer to page 15.



Inessa "H" | Finished Wood

8720-16-HFW Round Pedestal Base Swivel Lounge Chair								Specification	Other	
	Quantity	COM/ Gr.4	Gr.5	Gr.6	Gr.7	Gr.8	Gr.9	Gr.10	26-1/2"w x 23-1/4"d x 27-3/4"h Arm Height: 23-3/4" COM: .50 yds. Actual Weight: 46.5 lbs. Shipping Weight: 71.25 lbs. Freight Class: 175 1 per carton, 20.96 cu.ft. Recycled Content: 27.05%	16" lounge seat height.
	1-23	1040.00	1045.00	1051.50	1055.50	1058.50	1061.50	1068.50		
	24-99	1030.00	1035.00	1041.50	1045.50	1048.50	1051.50	1058.50		
	100-399	1025.00	1030.00	1036.50	1040.50	1043.50	1046.50	1053.50		
	400+	1022.50	1027.50	1034.00	1038.00	1041.00	1044.00	1051.00		
8720-18-HFW Round Pedestal Base Swivel Chair								Specification	Other	
	Quantity	COM/ Gr.4	Gr.5	Gr.6	Gr.7	Gr.8	Gr.9	Gr.10	26-1/2"w x 23-1/4"d x 29-3/4"h Arm Height: 25-3/4" COM: .50 yds. Actual Weight: 47 lbs. Shipping Weight: 71.5 lbs. Freight Class: 175 1 per carton, 20.96 cu.ft. Recycled Content: 27.06%	18" standard seat height.
	1-23	1035.00	1040.00	1046.50	1050.50	1053.50	1056.50	1063.50		
	24-99	1025.00	1030.00	1036.50	1040.50	1043.50	1046.50	1053.50		
	100-399	1020.00	1025.00	1031.50	1035.50	1038.50	1041.50	1048.50		
	400+	1017.50	1022.50	1029.00	1033.00	1036.00	1039.00	1046.00		
8720-30-HFW Round Pedestal Base Swivel Barstool								Specification	Other	
	Quantity	COM/ Gr.4	Gr.5	Gr.6	Gr.7	Gr.8	Gr.9	Gr.10	26-1/2"w x 23-1/4"d x 41"h Arm Height: 38" COM: .50 yds. Actual Weight: 52.5 lbs. Shipping Weight: 78 lbs. 1 per carton, 22.6 cu.ft. Recycled Content: 27.55%	
	1-9	1170.00	1175.00	1181.50	1185.50	1188.50	1191.50	1198.50		
	10-49	1160.00	1165.00	1171.50	1175.50	1178.50	1181.50	1188.50		
	50-99	1155.00	1160.00	1166.50	1170.50	1173.50	1176.50	1183.50		
	100+	1152.50	1157.50	1164.00	1168.00	1171.00	1174.00	1181.00		

Standard Features

Standard Powdercoat Colors:
Standard powdercoat finishes

Black manually adjustable glide.

Standard veneer in maple. Refer to Finish/
Color Selector for stain colors and page 17 for
premier stain upcharge.



Options

Optional Plated Finishes: (50 piece minimum)

Chairs:

Chrome, specify C1: add \$218.10.
Satin Nickel Chrome: specify SNC, add \$153.45.

Barstool:

Chrome, specify C1: add \$294.00.
Satin Nickel Chrome, specify SNC: add \$207.55.

Less than minimum:

1-23, add: \$15.00.
24-49, add: \$7.50.

Textile Options:

- For pricing on grades 11-24, refer to the Upholstery Grading Chart on page 18.
- For textile selections, grades 4-10, refer to the Finish/Color Selector.
- COM (Customer's Own Material), refer to page 15.


To Order:


All orders must specify:


- Ship To address.
- Any critical opening dates.
- Model number.
- Frame finish by number and color name.
- Upholstery selection by pattern name, color number and name.
- Stain color and number.




Inessa "H" | Finished Wood

8926-16-HFW Tapered Cross Pedestal Base Swivel Lounge Chair									Specification	Other
	Quantity	COM/ Gr.4	Gr.5	Gr.6	Gr.7	Gr.8	Gr.9	Gr.10	26-1/2"w x 23-1/4"d x 27-3/4"h Arm Height: 23-3/4" COM: .50 yds. Actual Weight: 33.5 lbs. Shipping Weight: 53.5 lbs. Freight Class: 250 1 per carton, 20.35 cu.ft. Recycled Content: 20.48%	16" lounge seat height. Black manually adjustable glide.
	1-23	1025.00	1030.00	1036.50	1040.50	1043.50	1046.50	1053.50		
	24-99	1015.00	1020.00	1026.50	1030.50	1033.50	1036.50	1043.50		
	100-399	1010.00	1015.00	1021.50	1025.50	1028.50	1031.50	1038.50		
	400+	1007.50	1012.50	1019.00	1023.00	1026.00	1029.00	1036.00		

8926-18-HFW Tapered Cross Pedestal Base Swivel Chair									Specification	Other
	Quantity	COM/ Gr.4	Gr.5	Gr.6	Gr.7	Gr.8	Gr.9	Gr.10	26-1/2"w x 23-1/4"d x 29-3/4"h Arm Height: 25-3/4" COM: .50 yds. Actual Weight: 34 lbs. Shipping Weight: 54 lbs. Freight Class: 250 1 per carton, 20.35 cu.ft. Recycled Content: 20.79%	18" standard seat height. Black manually adjustable glide.
	1-23	1020.00	1025.00	1031.50	1035.50	1038.50	1041.50	1048.50		
	24-99	1010.00	1015.00	1021.50	1025.50	1028.50	1031.50	1038.50		
	100-399	1005.00	1010.00	1016.50	1020.50	1023.50	1026.50	1033.50		
	400+	1002.50	1007.50	1014.00	1018.00	1021.00	1024.00	1031.00		

WL01-HFW Tapered Round Wood Leg Chair									Specification	Other
	Quantity	COM/ Gr.4	Gr.5	Gr.6	Gr.7	Gr.8	Gr.9	Gr.10	26-1/2"w x 23"d x 29-1/2"h Arm Height: 25-1/2" COM: 0.50 yds. Actual Weight: 21.5 lbs. Shipping Weight: 33.5 lbs. Freight Class: 250 1 per carton, 17 cu.ft. Recycled Content: 1.50%	Premium Metal Base Glides.
	1-23	1100.00	1105.00	1111.50	1115.50	1118.50	1121.50	1128.50		
	24-99	1090.00	1095.00	1101.50	1105.50	1108.50	1111.50	1118.50		
	100-399	1085.00	1090.00	1096.50	1100.50	1103.50	1106.50	1113.50		
	400+	1082.50	1087.50	1094.00	1098.00	1101.00	1104.00	1111.00		

WLBS130-HFW Tapered Round Wood Leg Barstool									Specification	Other
	Quantity	COM/ Gr.4	Gr.5	Gr.6	Gr.7	Gr.8	Gr.9	Gr.10	26-1/2"w x 23-1/4"d x 41-1/2"h Arm Height: 37-1/2" COM: 0.50 yds. Actual Weight: 26 lbs. Shipping Weight: 38 lbs. Freight Class: 250 1 per carton, 18.5 cu.ft. Recycled Content: 1.70%	Premium Metal Base Glides.
	1-9	1210.00	1215.00	1221.50	1225.50	1228.50	1231.50	1238.50		
	10-49	1200.00	1205.00	1211.50	1215.50	1218.50	1221.50	1228.50		
	50-99	1195.00	1200.00	1206.50	1210.50	1213.50	1216.50	1223.50		
	100+	1192.50	1197.50	1204.00	1208.00	1211.00	1214.00	1221.00		

Standard Features

Standard Powdercoat Colors:
Standard powdercoat finishes

Standard veneer shell and/or legs in maple.
Refer to Finish/Color Selector for stain colors
and page 17 for premier stain upcharge.



Options

Optional Plated Finishes: (50 piece minimum)

8926 Chairs:

Chrome, specify C1: add \$227.85
Satin Nickel Chrome, specify SNC, add \$147.85.

WL01-HFW:

Chrome, specify C1: add \$32.25
Satin Nickel Chrome, specify SNC, add \$42.25

WLBS130-HFW:

Chrome, specify C1: add \$61.60
Satin Nickel Chrome, specify SNC, add \$71.60

Less than minimum:

1-23, add: \$15.00.
24-49, add: \$7.50.

Textile Options:

- For pricing on grades 11-24, refer to the Upholstery Grading Chart on page 18.
- For textile selections, grades 4-10, refer to the Finish/Color Selector.
- COM (Customer's Own Material), refer to page 15.


To Order:


All orders must specify:

1. Ship To address.
2. Any critical opening dates.
3. Model number.
4. Frame finish by number and color name.
5. Upholstery selection by pattern name, color number and name.
6. Stain color and number.



Inessa “H” | Finished Wood

WL60-HFW Wood Leg Swivel Chair								Specification	Other
	Quantity	COM/ Gr.4	Gr.5	Gr.6	Gr.7	Gr.8	Gr.9	Gr.10	26-1/2"w x 23-1/4"d x 28-1/2"h COM: .50 yds. Actual Weight:23.4 lbs. Shipping Weight: 33.4 lbs. Freight Class: 250 1 per carton, 17 cu.ft. Recycled Content: 7.63%
	1-23	1350.00	1355.00	1361.50	1365.50	1368.50	1371.50	1378.50	
	24-99	1340.00	1345.00	1351.50	1355.50	1358.50	1361.50	1368.50	
	100-399	1335.00	1340.00	1346.50	1350.50	1353.50	1356.50	1363.50	
	400+	1332.50	1337.50	1344.00	1348.00	1351.00	1354.00	1361.00	

WL70-HFW Wood Bent Ply Leg Chair								Specification	Other
	Quantity	COM/ Gr.4	Gr.5	Gr.6	Gr.7	Gr.8	Gr.9	Gr.10	26-1/4"w x 24"d x 27-3/4"h COM: .50 yds. Actual Weight: 19 lbs. Shipping Weight: 34 lbs. Freight Class: 250 1 per carton, 17 cu.ft. Recycled Content: 0.00%
	1-23	1040.00	1045.00	1051.50	1055.50	1058.50	1061.50	1068.50	
	24-99	1030.00	1035.00	1041.50	1045.50	1048.50	1051.50	1058.50	
	100-399	1025.00	1030.00	1036.50	1040.50	1043.50	1046.50	1053.50	
	400+	1022.50	1027.50	1034.00	1038.00	1041.00	1044.00	1051.00	

Standard Features

Premium Metal Base Glides.	Standard veneer in maple. Refer to Finish/ Color Selector for stain colors and page 17 for premier stain upcharge.
----------------------------	--

Options

- Textile Options:**
- For pricing on grades 11-24, refer to the Upholstery Grading Chart on page 18.
 - For textile selections, grades 4-10, refer to the Finish/Color Selector.
 - COM (Customer's Own Material), refer to page 15.

See page 231-232
for Ottomans.


To Order:


- All orders must specify:**
1. Ship To address.
 2. Any critical opening dates.
 3. Model number.
 4. Frame finish by number and color name.
 5. Upholstery selection by pattern name, color number and name.
 6. Stain color and number.





Inessa "H" | Finished Wood with Back Pad

Products on this page are covered by the following Patents and/or Patents pending: #D822,418 S

7523-C-HFWBP Swivel Caster Chair									Specification	Other
	Quantity	COM/ Gr.4	Gr.5	Gr.6	Gr.7	Gr.8	Gr.9	Gr.10	26-1/2"w x 23-1/4"d x 29-1/2"h Arm Height: 25-1/2" COM: 1.10 yds. Actual Weight: 22 lbs. Shipping Weight: 34.5 lbs. Freight Class: 250 1 per carton, 17 cu.ft. Recycled Content: 6.26%	Black Twin Wheel Casters standard. Without casters: remove (-C) from model number.
	1-23	870.00	881.00	895.30	904.10	910.70	917.30	932.70		
	24-99	860.00	871.00	885.30	894.10	900.70	907.30	922.70		
	100-399	855.00	866.00	880.30	889.10	895.70	902.30	917.70		
	400+	852.50	863.50	877.80	886.60	893.20	899.80	915.20		

8650-C-HFWBP Adjustable Height Swivel/Tilt Caster Chair									Specification	Other
	Quantity	COM/ Gr.4	Gr.5	Gr.6	Gr.7	Gr.8	Gr.9	Gr.10	26-1/2"w x 24-3/4"d x 32"h Arm Height: 23-1/2" COM: 1.10 yds. Actual Weight: 26.5 lbs. Shipping Weight: 36.5 lbs. Freight Class: 250 1 per carton, 17 cu.ft. Recycled Content: 5.81%	Gas lift travel 4-1/4" Overall back ht: 27-3/4" - 32" Black Twin Wheel Casters standard. Polished aluminum standard.
	1-23	895.00	906.00	920.30	929.10	935.70	942.30	957.70		
	24-99	885.00	896.00	910.30	919.10	925.70	932.30	947.70		
	100-399	880.00	891.00	905.30	914.10	920.70	927.30	942.70		
	400+	877.50	888.50	902.80	911.60	918.20	924.80	940.20		

8611-HFWBP Tapered Leg Base Chair									Specification	Other
	Quantity	COM/ Gr.4	Gr.5	Gr.6	Gr.7	Gr.8	Gr.9	Gr.10	26-1/2"w x 23"d x 29-1/2"h Arm Height: 25-1/4" COM: 1.10 yds. Actual Weight: 20.5 lbs. Shipping Weight: 33.75 lbs. Freight Class: 250 1 per carton, 17 cu.ft. Recycled Content: 13.04%	Non-marring clear butyrate glides.
	1-23	805.00	816.00	830.30	839.10	845.70	852.30	867.70		
	24-99	795.00	806.00	820.30	829.10	835.70	842.30	857.70		
	100-399	790.00	801.00	815.30	824.10	830.70	837.30	852.70		
	400+	787.50	798.50	812.80	821.60	828.20	834.80	850.20		

8611-30-HFWBP Tapered Leg Barstool									Specification	Other
	Quantity	COM/ Gr.4	Gr.5	Gr.6	Gr.7	Gr.8	Gr.9	Gr.10	26-1/2"w x 23-1/4"d x 41-1/2"h Arm Height: 37-1/4" COM: 1.10 yds. Actual Weight: 26 lbs. Shipping Weight: 39 lbs. Freight Class: 250 1 per carton, 18.5 cu.ft. Recycled Content: 16.69%	Non-marring clear butyrate glides. Footrest: Specify Gold (GAF), Satin Silver (SSF), or Black (BAF).
	1-9	855.00	866.00	880.30	889.10	895.70	902.30	917.70		
	10-49	845.00	856.00	870.30	879.10	885.70	892.30	907.70		
	50-99	840.00	851.00	865.30	874.10	880.70	887.30	902.70		
	100+	837.50	848.50	862.80	871.60	878.20	884.80	900.20		

Standard Features

Standard Powdercoat Colors:

Standard powdercoat finishes, except on 8650-C-HFWBP.

Standard veneer in maple. Refer to Finish/Color Selector for stain colors and page 17 for premier stain upcharge.



Options

Optional Plated Finishes: (50 piece minimum)

8611-HFWBP:

Chrome, specify C1: add \$50.00.
Satin Nickel Chrome: specify SNC, add \$60.00.

8611-30-HFWBP:

Chrome, specify C1: add \$106.90.
Satin Nickel Chrome, specify SNC, add \$116.90.

Less than minimum:

1-23, add: \$15.00.
24-49, add: \$7.50.

7523: For optional chrome column with polished aluminum base, specify CPA, add \$40.25.
(Extended lead time, contact MTS)

8650-C: For optional powdercoat with black column, specify PCB and BPC. For optional powdercoat with chrome column, specify PCB only.

Models 8611-HFWBP and 8611-30-HFWBP: Premium metal base glide: add \$5.00.
Specify MBG.

Textile Options:

- For pricing on grades 11-24, refer to the Upholstery Grading Chart on page 18.
- For textile selections, grades 4-10, refer to the Finish/Color Selector.
- COM (Customer's Own Material), refer to page 15.


To Order:


All orders must specify:


- Ship To address.
- Any critical opening dates.
- Model number.
- Frame finish by number and color name.
- Upholstery selection by pattern name, color number and name.
- Stain color and number.





Inessa "H" | Finished Wood with Back Pad

8601-HFWBP Straight Leg Base Chair									Specification	Other
	Quantity	COM/ Gr.4	Gr.5	Gr.6	Gr.7	Gr.8	Gr.9	Gr.10	26-1/2" w x 23" d x 29-1/2" h Arm Height: 25-1/4" COM: 1.10 yds. Actual Weight: 20.5 lbs. Shipping Weight: 33.75 lbs. Freight Class: 250 1 per carton, 17 cu.ft. Recycled Content: 13.04%	Non-marring clear butyrate glides. 1" dia. straight leg.
	1-23	795.00	806.00	820.30	829.10	835.70	842.30	857.70		
	24-99	785.00	796.00	810.30	819.10	825.70	832.30	847.70		
	100-399	780.00	791.00	805.30	814.10	820.70	827.30	842.70		
	400+	777.50	788.50	802.80	811.60	818.20	824.80	840.20		

8621-HFWBP Bent Leg Base Chair									Specification	Other
	Quantity	COM/ Gr.4	Gr.5	Gr.6	Gr.7	Gr.8	Gr.9	Gr.10	26-1/2" w x 23" d x 29-1/4" h Arm Height: 25" COM: 1.10 yds. Actual Weight: 18 lbs. Shipping Weight: 25.5 lbs. Freight Class: 250 1 per carton, 17 cu.ft. Recycled Content: 9.04%	Premium metal base glides standard. 3/4" dia. bent leg.
	1-23	795.00	806.00	820.30	829.10	835.70	842.30	857.70		
	24-99	785.00	796.00	810.30	819.10	825.70	832.30	847.70		
	100-399	780.00	791.00	805.30	814.10	820.70	827.30	842.70		
	400+	777.50	788.50	802.80	811.60	818.20	824.80	840.20		

8621-30-HFWBP Bent Leg Barstool									Specification	Other
	Quantity	COM/ Gr.4	Gr.5	Gr.6	Gr.7	Gr.8	Gr.9	Gr.10	26-1/2" w x 24-3/4" d x 40-3/4" h Arm Height: 36-1/2" COM: 1.10 yds. Actual Weight: 23 lbs. Shipping Weight: 39 lbs. Freight Class: 250 1 per carton, 19.64 cu.ft. Recycled Content: 14.43%	3/4" dia. bent leg. Premium metal base glides standard.
	1-9	845.00	856.00	870.30	879.10	885.70	892.30	907.70		
	10-49	835.00	846.00	860.30	869.10	875.70	882.30	897.70		
	50-99	830.00	841.00	855.30	864.10	870.70	877.30	892.70		
	100+	827.50	838.50	852.80	861.60	868.20	874.80	890.20		

8502-HFWBP Sled Base Chair									Specification	Other
	Quantity	COM/ Gr.4	Gr.5	Gr.6	Gr.7	Gr.8	Gr.9	Gr.10	26-1/2" w x 24" d x 29-3/4" h Arm Height: 25-3/4" COM: 1.10 yds. Actual Weight: 21.5 lbs. Shipping Weight: 34.75 lbs. Freight Class: 250 1 per carton, 17 cu.ft. Recycled Content: 12.98%	Non-marring clear butyrate glides.
	1-23	850.00	861.00	875.30	884.10	890.70	897.30	912.70		
	24-99	840.00	851.00	865.30	874.10	880.70	887.30	902.70		
	100-399	835.00	846.00	860.30	869.10	875.70	882.30	897.70		
	400+	832.50	843.50	857.80	866.60	873.20	879.80	895.20		

8900-HFWBP Spider Pedestal Base Swivel Chair									Specification	Other
	Quantity	COM/ Gr.4	Gr.5	Gr.6	Gr.7	Gr.8	Gr.9	Gr.10	26-1/2" w x 23" d x 30-1/4" h Arm Height: 26" COM: 1.10 yds. Actual Weight: 21 lbs. Shipping Weight: 34 lbs. Freight Class: 250 1 per carton, 17 cu.ft. Recycled Content: 2.86%	Polypropylene white glides. Polished aluminum finish onl .
	1-23	932.50	943.50	957.80	966.60	973.20	979.80	995.20		
	24-99	922.50	933.50	947.80	956.60	963.20	969.80	985.20		
	100-399	917.50	928.50	942.80	951.60	958.20	964.80	980.20		
	400+	915.00	926.00	940.30	949.10	955.70	962.30	977.70		

Standard Features

Standard Powdercoat Colors:
Standard powdercoat finishes, except on
8900-HFWBP.

Standard veneer in maple. Refer to Finish/
Color Selector for stain colors and page 17 for
premier stain upcharge.



Options

Optional Plated Finishes: (50 piece minimum)

8601-HFWBP:
Chrome, specify C1: add \$50.00.
Satin Nickel Chrome: specify SNC, add \$60.00.

8621-HFWBP and 8621-30-HFWBP:
Chrome, specify C1: add \$35.00. Barstool add: \$112.30.
Satin Nickel Chrome: specify SNC, add \$45.00. Barstool, add: \$122.30

8502-HFWBP:
Chrome, specify C1: add \$63.00.
Satin Nickel Chrome: specify SNC, add \$73.00.

Less than minimum:
1-23, add: \$15.00.
24-49, add: \$7.50.

Black Caster Option:



For 8900 only. Add
"-C" to model number,
add: \$68.75


Model 8601-HFWBP: Premium metal base
glide: add \$5.00. Specify MBG.


Textile Options:


- For pricing on grades 11-24, refer to the Upholstery Grading Chart on page 18.
- For textile selections, grades 4-10, refer to the Finish/Color Selector.
- COM (Customer's Own Material), refer to page 15.



Inessa "H" | Finished Wood with Back Pad

8720-16-HFWBP Tapered Cross Pedestal Base Swivel Lounge Chair										Specification	Other
	Quantity	COM/ Gr.4	Gr.5	Gr.6	Gr.7	Gr.8	Gr.9	Gr.10	26-1/2"w x 23-1/4"d x 27-3/4"h Arm Height: 23-3/4" COM: 1.10 yds. Actual Weight: 47.5 lbs. Shipping Weight: 67.5 lbs. Freight Class: 250 1 per carton, 20.35 cu.ft. Recycled Content: 20.79%	16" lounge seat height.	
	1-23	1090.00	1098.00	1108.40	1114.80	1119.60	1124.40	1135.60			
	24-99	1080.00	1088.00	1098.40	1104.80	1109.60	1114.40	1125.60			
	100-399	1075.00	1083.00	1093.40	1099.80	1104.60	1109.40	1120.60			
	400+	1072.50	1080.50	1090.90	1097.30	1102.10	1106.90	1118.10			

8720-18-HFWBP Tapered Cross Pedestal Base Swivel Chair									Specification	Other
	Quantity	COM/ Gr.4	Gr.5	Gr.6	Gr.7	Gr.8	Gr.9	Gr.10	26-1/2"w x 23-1/4"d x 29-3/4"h Arm Height: 25-3/4" COM: 1.10 yds. Actual Weight: 48 lbs. Shipping Weight: 68 lbs. Freight Class: 250 1 per carton, 20.35 cu.ft. Recycled Content: 21.10%	18" standard seat height.
	1-23	1095.00	1103.00	1113.40	1119.80	1124.60	1129.40	1140.60		
	24-99	1085.00	1093.00	1103.40	1109.80	1114.60	1119.40	1130.60		
	100-399	1080.00	1088.00	1098.40	1104.80	1109.60	1114.40	1125.60		
	400+	1077.50	1085.50	1095.90	1102.30	1107.10	1111.90	1123.10		

8720-30-HFWBP Round Pedestal Base Swivel Barstool									Specification	Other
	Quantity	COM/ Gr.4	Gr.5	Gr.6	Gr.7	Gr.8	Gr.9	Gr.10	26-1/2"w x 23-1/4"d x 41"h Arm Height: 38" COM: 1.10 yds. Actual Weight: 52 lbs. Shipping Weight: 78 lbs. Freight Class: 175 1 per carton, 22.6 cu.ft. Recycled Content: 27.72%	
	1-9	1220.00	1228.00	1238.40	1244.80	1249.60	1254.40	1265.60		
	10-49	1210.00	1218.00	1228.40	1234.80	1239.60	1244.40	1255.60		
	50-99	1205.00	1213.00	1223.40	1229.80	1234.60	1239.40	1250.60		
	100+	1202.50	1210.50	1220.90	1227.30	1232.10	1236.90	1248.10		

Standard Features

Standard Powdercoat Colors:
Standard powdercoat finishes

Black manually adjustable glide.

Standard veneer in maple. Refer to Finish/
Color Selector for stain colors and page 17 for
premier stain upcharge.



Options

Optional Plated Finishes: (50 piece minimum)

Chairs:

Chrome, specify C1: add \$218.10.
Satin Nickel Chrome, specify SNC, add \$153.45.

Barstool:

Chrome, specify C1: add \$294.00.
Satin Nickel Chrome, specify SNC: add \$207.55.

Less than minimum:

1-23, add: \$15.00.
24-49, add: \$7.50.

Textile Options:

- For pricing on grades 11-24, refer to the Upholstery Grading Chart on page 18.
- For textile selections, grades 4-10, refer to the Finish/Color Selector.
- COM (Customer's Own Material), refer to page 15.


To Order:


All orders must specify:


1. Ship To address.
2. Any critical opening dates.
3. Model number.
4. Frame finish by number and color name.
5. Upholstery selection by pattern name, color number and name.
6. Stain color and number.




Inessa "H" | Finished Wood with Back Pad

8926-16-HFWBP Tapered Cross Pedestal Base Swivel Lounge Chair									Specification	Other
	Quantity	COM/ Gr.4	Gr.5	Gr.6	Gr.7	Gr.8	Gr.9	Gr.10	26-1/2" w x 23-1/4" d x 27-3/4" h Arm Height: 23-3/4" COM: 1.10 yds. Actual Weight: 33 lbs. Shipping Weight: 53 lbs. Freight Class: 250 1 per carton, 20.35 cu.ft. Recycled Content: 20.79%	16" lounge seat height. Black manually adjustable glide.
	1-23	1075.00	1083.00	1093.40	1099.80	1104.60	1109.40	1120.60		
	24-99	1065.00	1073.00	1083.40	1089.80	1094.60	1099.40	1110.60		
	100-399	1060.00	1068.00	1078.40	1084.80	1089.60	1094.40	1105.60		
	400+	1057.50	1065.50	1075.90	1082.30	1087.10	1091.90	1103.10		

8926-18-HFWBP Tapered Cross Pedestal Base Swivel Chair									Specification	Other
	Quantity	COM/ Gr.4	Gr.5	Gr.6	Gr.7	Gr.8	Gr.9	Gr.10	26-1/2" w x 23-1/4" d x 29-3/4" h Arm Height: 25-3/4" COM: 1.10 yds. Actual Weight: 33.5 lbs. Shipping Weight: 53.5 lbs. Freight Class: 250 1 per carton, 20.35 cu.ft. Recycled Content: 21.10%	18" standard seat height. Black manually adjustable glide.
	1-23	1070.00	1078.00	1088.40	1094.80	1099.60	1104.40	1115.60		
	24-99	1060.00	1068.00	1078.40	1084.80	1089.60	1094.40	1105.60		
	100-399	1055.00	1063.00	1073.40	1079.80	1084.60	1089.40	1100.60		
	400+	1052.50	1060.50	1070.90	1077.30	1082.10	1086.90	1098.10		

WL01-HFWBP Tapered Round Leg Wood Chair									Specification	Other
	Quantity	COM/ Gr.4	Gr.5	Gr.6	Gr.7	Gr.8	Gr.9	Gr.10	26-1/2" w x 23" d x 29-1/2" h Arm Height: 25-1/2" COM: 1.10 yds. Actual Weight: 22.5 lbs. Shipping Weight: 34.5 lbs. Freight Class: 250 1 per carton, 17 cu.ft. Recycled Content: 1.43%	Premium Metal Base Glides.
	1-23	1150.00	1158.00	1168.40	1174.80	1179.60	1184.40	1195.60		
	24-99	1140.00	1148.00	1158.40	1164.80	1169.60	1174.40	1185.60		
	100-399	1135.00	1143.00	1153.40	1159.80	1164.60	1169.40	1180.60		
	400+	1132.50	1140.50	1150.90	1157.30	1162.10	1166.90	1178.10		

WLBS130-HFWBP Tapered Round Wood Leg Barstool									Specification	Other
	Quantity	COM/ Gr.4	Gr.5	Gr.6	Gr.7	Gr.8	Gr.9	Gr.10	26-1/2" w x 23-1/4" d x 41-1/2" h Arm Height: 37-1/2" COM: 1.10 yds. Actual Weight: 26.5 lbs. Shipping Weight: 38.5 lbs. Freight Class: 250 1 per carton, 18.5 cu.ft. Recycled Content: 1.66%	Premium Metal Base Glides.
	1-9	1260.00	1268.00	1278.40	1284.80	1289.60	1294.40	1305.60		
	10-49	1250.00	1258.00	1268.40	1274.80	1279.60	1284.40	1295.60		
	50-99	1245.00	1253.00	1263.40	1269.80	1274.60	1279.40	1290.60		
	100+	1242.50	1250.50	1260.90	1267.30	1272.10	1276.90	1288.10		

Standard Features

Standard Powdercoat Colors:
Standard powdercoat finishes

Standard veneer shell and/or legs in maple.
Refer to Finish/Color Selector for stain colors
and page 17 for premier stain upcharge.



Options

Optional Plated Finishes: (50 piece minimum)

8926 Chairs:

Chrome, specify C1: add \$227.85
Satin Nickel Chrome, specify SNC, add \$147.85.

WL01-HFWBP:

Chrome, specify C1: add \$32.25
Satin Nickel Chrome, specify SNC, add \$42.25

WLBS130-HFWBP:

Chrome, specify C1: add \$61.60
Satin Nickel Chrome, specify SNC, add \$71.60

Less than minimum:

1-23, add: \$15.00.
24-49, add: \$7.50.

Textile Options:

- For pricing on grades 11-24, refer to the Upholstery Grading Chart on page 18.
- For textile selections, grades 4-10, refer to the Finish/Color Selector.
- COM (Customer's Own Material), refer to page 15.


To Order:


All orders must specify:

1. Ship To address.
2. Any critical opening dates.
3. Model number.
4. Frame finish by number and color name.
5. Upholstery selection by pattern name, color number and name.
6. Stain color and number.



Inessa “H” | Finished Wood with Back Pad

WL60-HFWBP Wood Leg Swivel Chair									Specification	Other
	Quantity	COM/ Gr.4	Gr.5	Gr.6	Gr.7	Gr.8	Gr.9	Gr.10	26-1/2"w x 23"d x 29"h COM: 1.1 yds. Actual Weight: 23.9 lbs. Shipping Weight: 33.9 lbs. Freight Class: 250 1 per carton, 17 cu.ft. Recycled Content: 7.47%	
	1-23	1400.00	1408.00	1418.40	1424.80	1429.60	1434.40	1445.60		
	24-99	1390.00	1398.00	1408.40	1414.80	1419.60	1424.40	1435.60		
	100-399	1385.00	1393.00	1403.40	1409.80	1414.60	1419.40	1430.60		
	400+	1382.50	1390.50	1400.90	1407.30	1412.10	1416.90	1428.10		

WL70-HFWBP Wood Bent Ply Leg Chair									Specification	Other
	Quantity	COM/ Gr.4	Gr.5	Gr.6	Gr.7	Gr.8	Gr.9	Gr.10	26-1/4"w x 24"d x 27-3/4"h COM: 1.1 yds. Actual Weight: 18.5 lbs. Shipping Weight: 33.5 lbs. Freight Class: 250 1 per carton, 17 cu.ft. Recycled Content: 0.00%	
	1-23	1090.00	1098.00	1108.40	1114.80	1119.60	1124.40	1135.60		
	24-99	1080.00	1088.00	1098.40	1104.80	1109.60	1114.40	1125.60		
	100-399	1075.00	1083.00	1093.40	1099.80	1104.60	1109.40	1120.60		
	400+	1072.50	1080.50	1090.90	1097.30	1102.10	1106.90	1118.10		

Standard Features

Premium Metal Base Glides.	Standard veneer in maple. Refer to Finish/ Color Selector for stain colors and page 17 for premier stain upcharge.
----------------------------	--

Options

Textile Options:

- For pricing on grades 11-24, refer to the Upholstery Grading Chart on page 18.
- For textile selections, grades 4-10, refer to the Finish/Color Selector.
- COM (Customer's Own Material), refer to page 15.

See page 231-232
for Ottomans.


To Order:


- All orders must specify:
1. Ship To address.
 2. Any critical opening dates.
 3. Model number.
 4. Frame finish by number and color name.
 5. Upholstery selection by pattern name, color number and name.
 6. Stain color and number.





Inessa "H" | Finished Wood with Center Pad

Products on this page are covered by the following Patents and/or Patents pending: #D822,418 S

7523-C-HFWCP Swivel Caster Chair								Specification	Other	
	Quantity	COM/ Gr.4	Gr.5	Gr.6	Gr.7	Gr.8	Gr.9	Gr.10	26-1/2" w x 23-1/4" d x 29-1/2" h Arm Height: 25-1/2" COM: .80 yds. Actual Weight: 22 lbs. Shipping Weight: 34.5 lbs. Freight Class: 250 1 per carton, 17 cu.ft. Recycled Content: 6.26%	Black Twin Wheel Casters standard. Without casters: remove (-C) from model number.
	1-23	860.00	868.00	878.40	884.80	889.60	894.40	905.60		
	24-99	850.00	858.00	868.40	874.80	879.60	884.40	895.60		
	100-399	845.00	853.00	863.40	869.80	874.60	879.40	890.60		
	400+	842.50	850.50	860.90	867.30	872.10	876.90	888.10		

8650-C-HFWCP Adjustable Height Swivel/Tilt Caster Chair								Specification	Other	
	Quantity	COM/ Gr.4	Gr.5	Gr.6	Gr.7	Gr.8	Gr.9	Gr.10	26-1/2" w x 24-3/4" d x 32" h Arm Height: 23-1/2" COM: .80 yds. Actual Weight: 26.5 lbs. Shipping Weight: 36 lbs. Freight Class: 250 1 per carton, 17 cu.ft. Recycled Content: 5.88%	Gas lift travel 4-1/4" Overall back ht: 27-3/4" - 32" Black Twin Wheel Casters standard. Polished aluminum standard.
	1-23	885.00	893.00	903.40	909.80	914.60	919.40	930.60		
	24-99	875.00	883.00	893.40	899.80	904.60	909.40	920.60		
	100-399	870.00	878.00	888.40	894.80	899.60	904.40	915.60		
	400+	867.50	875.50	885.90	892.30	897.10	901.90	913.10		

8611-HFWCP Tapered Leg Base Chair								Specification	Other	
	Quantity	COM/ Gr.4	Gr.5	Gr.6	Gr.7	Gr.8	Gr.9	Gr.10	26-1/2" w x 23" d x 29-1/2" h Arm Height: 25-1/4" COM: .80 yds. Actual Weight: 21 lbs. Shipping Weight: 33.75 lbs. Freight Class: 250 1 per carton, 17 cu.ft. Recycled Content: 12.79%	Non-marring clear butyrate glides.
	1-23	795.00	803.00	813.40	819.80	824.60	829.40	840.60		
	24-99	785.00	793.00	803.40	809.80	814.60	819.40	830.60		
	100-399	780.00	788.00	798.40	804.80	809.60	814.40	825.60		
	400+	777.50	785.50	795.90	802.30	807.10	811.90	823.10		

8611-30-HFWCP Tapered Leg Barstool								Specification	Other	
	Quantity	COM/ Gr.4	Gr.5	Gr.6	Gr.7	Gr.8	Gr.9	Gr.10	26-1/2" w x 23-1/4" d x 41-1/2" h Arm Height: 37-1/4" COM: .80 yds. Actual Weight: 26 lbs. Shipping Weight: 39 lbs. Freight Class: 250 1 per carton, 18.5 cu.ft. Recycled Content: 16.56%	Non-marring clear butyrate glides. Footrest: Specify Gold (GAF), Satin Silver (SSF), or Black (BAF).
	1-9	845.00	853.00	863.40	869.80	874.60	879.40	890.60		
	10-49	835.00	843.00	853.40	859.80	864.60	869.40	880.60		
	50-99	830.00	838.00	848.40	854.80	859.60	864.40	875.60		
	100+	827.50	835.50	845.90	852.30	857.10	861.90	873.10		

Standard Features

Standard Powdercoat Colors:

Standard powdercoat finishes, except on 8650-C-HFWCP.

Standard veneer in maple. Refer to Finish/Color Selector for stain colors and page 17 for premier stain upcharge.



Options

Optional Plated Finishes: (50 piece minimum)

8611-HFWCP:

Chrome, specify C1: add \$50.00.

Satin Nickel Chrome: specify SNC, add \$60.00.

8611-30-HFWCP:

Chrome, specify C1: add \$106.90.

Satin Nickel Chrome, specify SNC, add \$116.90.

Less than minimum:

1-23, add: \$15.00.

24-49, add: \$7.50.

7523: For optional chrome column with polished aluminum base, specify CPA, add \$40.25.
(Extended lead time, contact MTS)

8650-C: For optional powdercoat with black column, specify PCB and BPC. For optional powdercoat with chrome column, specify PCB only.

Models 8611-HFWCP and 8611-30-HFWCP: Premium metal base glide: add \$5.00.
Specify MBG.

To Order:

All orders must specify:


1. Ship To address.
2. Any critical opening dates.
3. Model number.
4. Frame finish by number and color name.
5. Upholstery selection by pattern name, color number and name.
6. Stain color and number.


Textile Options:


- For pricing on grades 11-24, refer to the Upholstery Grading Chart on page 18.
- For textile selections, grades 4-10, refer to the Finish/Color Selector.
- COM (Customer's Own Material), refer to page 15.





Inessa "H" | Finished Wood with Center Pad

8601-HFWCP Straight Leg Base Chair									Specification	Other
	Quantity	COM/ Gr.4	Gr.5	Gr.6	Gr.7	Gr.8	Gr.9	Gr.10	26-1/2" w x 23-1/4" d x 29-1/2" h Arm Height: 37-1/4" COM: .80 yds. Actual Weight: 26 lbs. Shipping Weight: 39 lbs. Freight Class: 250 1 per carton, 17 cu.ft. Recycled Content: 16.56%	Non-marring clear butyrate glides. 1" dia. straight leg.
	1-23	785.00	793.00	803.40	809.80	814.60	819.40	830.60		
	24-99	775.00	783.00	793.40	799.80	804.60	809.40	820.60		
	100-399	770.00	778.00	788.40	794.80	799.60	804.40	815.60		
	400+	767.50	775.50	785.90	792.30	797.10	801.90	813.10		

8621-HFWCP Bent Leg Base Chair									Specification	Other
	Quantity	COM/ Gr.4	Gr.5	Gr.6	Gr.7	Gr.8	Gr.9	Gr.10	26-1/2" w x 23-1/4" d x 29-1/4" h Arm Height: 37-1/4" COM: .80 yds. Actual Weight: 26 lbs. Shipping Weight: 39 lbs. Freight Class: 250 1 per carton, 17 cu.ft. Recycled Content: 16.56%	Premium metal base glides standard. 3/4" dia. bent leg.
	1-23	785.00	793.00	803.40	809.80	814.60	819.40	830.60		
	24-99	775.00	783.00	793.40	799.80	804.60	809.40	820.60		
	100-399	770.00	778.00	788.40	794.80	799.60	804.40	815.60		
	400+	767.50	775.50	785.90	792.30	797.10	801.90	813.10		

8621-30-HFWCP Bent Leg Barstool									Specification	Other
	Quantity	COM/ Gr.4	Gr.5	Gr.6	Gr.7	Gr.8	Gr.9	Gr.10	26-1/2" w x 23-1/4" d x 40-3/4" h Arm Height: 37-1/4" COM: .80 yds. Actual Weight: 26 lbs. Shipping Weight: 39 lbs. Freight Class: 250 1 per carton, 18.5 cu.ft. Recycled Content: 16.56%	3/4" dia. bent leg. Premium metal base glides standard.
	1-9	835.00	843.00	853.40	859.80	864.60	869.40	880.60		
	10-49	825.00	833.00	843.40	849.80	854.60	859.40	870.60		
	50-99	820.00	828.00	838.40	844.80	849.60	854.40	865.60		
	100+	817.50	825.50	835.90	842.30	847.10	851.90	863.10		

8502-HFWCP Sled Base Chair									Specification	Other
	Quantity	COM/ Gr.4	Gr.5	Gr.6	Gr.7	Gr.8	Gr.9	Gr.10	26-1/2" w x 23-1/4" d x 29-3/4" h Arm Height: 37-1/4" COM: .80 yds. Actual Weight: 26 lbs. Shipping Weight: 39 lbs. Freight Class: 250 1 per carton, 17 cu.ft. Recycled Content: 16.56%	Non-marring clear butyrate glides.
	1-23	840.00	848.00	858.40	864.80	869.60	874.40	885.60		
	24-99	830.00	838.00	848.40	854.80	859.60	864.40	875.60		
	100-399	825.00	833.00	843.40	849.80	854.60	859.40	870.60		
	400+	822.50	830.50	840.90	847.30	852.10	856.90	868.10		

8900-HFWCP Spider Pedestal Base Swivel Chair									Specification	Other
	Quantity	COM/ Gr.4	Gr.5	Gr.6	Gr.7	Gr.8	Gr.9	Gr.10	26-1/2" w x 23-1/4" d x 30-1/4" h Arm Height: 37-1/4" COM: .80 yds. Actual Weight: 26 lbs. Shipping Weight: 39 lbs. Freight Class: 250 1 per carton, 17 cu.ft. Recycled Content: 16.56%	Polypropylene white glides. Polished aluminum finish onl .
	1-23	922.50	1002.50	1106.50	1170.50	1218.50	1266.50	1378.50		
	24-99	912.50	992.50	1096.50	1160.50	1208.50	1256.50	1368.50		
	100-399	907.50	987.50	1091.50	1155.50	1203.50	1251.50	1363.50		
	400+	905.00	985.00	1089.00	1153.00	1201.00	1249.00	1361.00		

Standard Features

Standard Powdercoat Colors:
Standard powdercoat finishes, except on 8900-HFWCP.

Standard veneer in maple. Refer to Finish/Color Selector for stain colors and page 17 for premier stain upcharge.



Options

Optional Plated Finishes: (50 piece minimum)

8601-HFWCP:

Chrome, specify C1: add \$50.00.

Satin Nickel Chrome: specify SNC, add \$60.00.

8621-HFWCP and 8621-30-HFWCP:

Chrome, specify C1: add \$35.00. Barstool add: \$112.30.

Satin Nickel Chrome: specify SNC, add \$45.00. Barstool, add: \$122.30

8502-HFWCP:

Chrome, specify C1: add \$63.00.

Satin Nickel Chrome: specify SNC, add \$73.00.

Less than minimum:

1-23, add: \$15.00.

24-49, add: \$7.50.

Black Caster Option:



For 8900 only. Add
"-C" to model number,
add: \$68.75


Model 8601-HFWCP: Premium metal base
glide: add \$5.00. Specify MBG.


Textile Options:


- For pricing on grades 11-24, refer to the Upholstery Grading Chart on page 18.
- For textile selections, grades 4-10, refer to the Finish/Color Selector.
- COM (Customer's Own Material), refer to page 15.



Inessa “H” | Finished Wood with Center Pad

8720-16-HFWCP Round Pedestal Base Swivel Lounge Chair									Specification	Other
	Quantity	COM/ Gr.4	Gr.5	Gr.6	Gr.7	Gr.8	Gr.9	Gr.10	26-1/2" w x 23-1/4" d x 27-3/4" h Arm Height: 23-3/4" COM: .80 yds. Actual Weight: 46.5 lbs. Shipping Weight: 71.5 lbs. Freight Class: 175 1 per carton, 20.96 cu.ft. Recycled Content: 27.05%	16" lounge seat height.
	1-23	1080.00	1088.00	1098.40	1104.80	1109.60	1114.40	1125.60		
	24-99	1070.00	1078.00	1088.40	1094.80	1099.60	1104.40	1115.60		
	100-399	1065.00	1073.00	1083.40	1089.80	1094.60	1099.40	1110.60		
	400+	1062.50	1070.50	1080.90	1087.30	1092.10	1096.90	1108.10		

8720-18-HFWCP Round Pedestal Base Swivel Chair									Specification	Other
	Quantity	COM/ Gr.4	Gr.5	Gr.6	Gr.7	Gr.8	Gr.9	Gr.10	26-1/2"w x 23-1/4"d x 29-3/4"h Arm Height: 25-3/4" COM: .80 yds. Actual Weight: 47 lbs. Shipping Weight: 72 lbs. Freight Class: 175 1 per carton, 20.96 cu.ft. Recycled Content: 27.06%	18" standard seat height.
	1-23	1075.00	1083.00	1093.40	1099.80	1104.60	1109.40	1120.60		
	24-99	1065.00	1073.00	1083.40	1089.80	1094.60	1099.40	1110.60		
	100-399	1060.00	1068.00	1078.40	1084.80	1089.60	1094.40	1105.60		
	400+	1057.50	1065.50	1075.90	1082.30	1087.10	1091.90	1103.10		

8720-30-HFWCP Round Pedestal Base Swivel Barstool									Specification	Other
	Quantity	COM/ Gr.4	Gr.5	Gr.6	Gr.7	Gr.8	Gr.9	Gr.10	26-1/2" w x 23-1/4" d x 41" h Arm Height: 38" COM: .80 yds. Actual Weight: 52.5 lbs. Shipping Weight: 78 lbs. Freight Class: 175 1 per carton, 22.6 cu.ft. Recycled Content: 27.55%	
	1-9	1210.00	1218.00	1228.40	1234.80	1239.60	1244.40	1255.60		
	10-49	1200.00	1208.00	1218.40	1224.80	1229.60	1234.40	1245.60		
	50-99	1195.00	1203.00	1213.40	1219.80	1224.60	1229.40	1240.60		
	100+	1192.50	1200.50	1210.90	1217.30	1222.10	1226.90	1238.10		

Standard Features

Standard Powdercoat Colors:
Standard powdercoat finishes

Black manually adjustable glide.

Standard veneer in maple. Refer to Finish/
Color Selector for stain colors and page 17 for
premier stain upcharge.



Options

Optional Plated Finishes:
(50 piece minimum)

Chairs:

Chrome, specify C1: add \$218.10.
Satin Nickel Chrome, specify SNC, add \$153.45.

Barstool:

Chrome, specify C1: add \$294.00.
Satin Nickel Chrome, specify SNC: add \$207.55.

Less than minimum:

1-23, add: \$15.00.
24-49, add: \$7.50.

Textile Options:

- For pricing on grades 11-24, refer to the Upholstery Grading Chart on page 18.
- For textile selections, grades 4-10, refer to the Finish/Color Selector.
- COM (Customer's Own Material), refer to page 15.


To Order:


All orders must specify:


1. Ship To address.
2. Any critical opening dates.
3. Model number.
4. Frame finish by number and color name.
5. Upholstery selection by pattern name, color number and name.
6. Stain color and number.




Inessa "H" | Finished Wood with Center Pad

8926-16-HFWCP Tapered Cross Pedestal Base Swivel Lounge Chair									Specification	Other
	Quantity	COM/ Gr.4	Gr.5	Gr.6	Gr.7	Gr.8	Gr.9	Gr.10	26-1/2"w x 23-1/4"d x 27-3/4"h Arm Height: 23-3/4" COM: .80 yds. Actual Weight: 33.5 lbs. Shipping Weight: 54 lbs. Freight Class: 250 1 per carton, 20.35 cu.ft. Recycled Content: 20.60%	16" lounge seat height. Black manually adjustable glide.
	1-23	1065.00	1073.00	1083.40	1089.80	1094.60	1099.40	1110.60		
	24-99	1055.00	1063.00	1073.40	1079.80	1084.60	1089.40	1100.60		
	100-399	1050.00	1058.00	1068.40	1074.80	1079.60	1084.40	1095.60		
	400+	1047.50	1055.50	1065.90	1072.30	1077.10	1081.90	1093.10		

8926-18-HFWCP Tapered Cross Pedestal Base Swivel Chair									Specification	Other
	Quantity	COM/ Gr.4	Gr.5	Gr.6	Gr.7	Gr.8	Gr.9	Gr.10	26-1/2" w x 24" d x 29-3/4" h Arm Height: 25-3/4" COM: .80 yds. Actual Weight: 21.75 lbs. Shipping Weight: 34.75 lbs. Freight Class: 250 1 per carton, 20.35 cu.ft. Recycled Content: 12.80%	18" standard seat height. Black manually adjustable glide.
	1-23	1060.00	1068.00	1078.40	1084.80	1089.60	1094.40	1105.60		
	24-99	1050.00	1058.00	1068.40	1074.80	1079.60	1084.40	1095.60		
	100-399	1045.00	1053.00	1063.40	1069.80	1074.60	1079.40	1090.60		
	400+	1042.50	1050.50	1060.90	1067.30	1072.10	1076.90	1088.10		

WL01-HFWCP Tapered Round Wood Leg Chair									Specification	Other
	Quantity	COM/ Gr.4	Gr.5	Gr.6	Gr.7	Gr.8	Gr.9	Gr.10	26-1/2"w x 23"d x 29-1/2"h Arm Height: 25-1/2" COM: 0.80 yds. Actual Weight: 22 lbs. Shipping Weight: 34 lbs. Freight Class: 250 1 per carton, 17 cu.ft. Recycled Content: 1.46%	Premium Metal Base Glides.
	1-23	1140.00	1148.00	1158.40	1164.80	1169.60	1174.40	1185.60		
	24-99	1130.00	1138.00	1148.40	1154.80	1159.60	1164.40	1175.60		
	100-399	1125.00	1133.00	1143.40	1149.80	1154.60	1159.40	1170.60		
	400+	1122.50	1130.50	1140.90	1147.30	1152.10	1156.90	1168.10		

WLBS130-HFWCP Tapered Round Wood Leg Barstool									Specification	Other
	Quantity	COM/ Gr.4	Gr.5	Gr.6	Gr.7	Gr.8	Gr.9	Gr.10	26-1/2"w x 23-1/4"d x 41-1/2"h Arm Height: 37-1/2" COM: 0.80 yds. Actual Weight: 26.5 lbs. Shipping Weight: 38.5 lbs. Freight Class: 250 1 per carton, 18.5 cu.ft. Recycled Content: 1.66%	Premium Metal Base Glides.
	1-9	1250.00	1258.00	1268.40	1274.80	1279.60	1284.40	1295.60		
	10-49	1240.00	1248.00	1258.40	1264.80	1269.60	1274.40	1285.60		
	50-99	1235.00	1243.00	1253.40	1259.80	1264.60	1269.40	1280.60		
	100+	1232.50	1240.50	1250.90	1257.30	1262.10	1266.90	1278.10		

Standard Features

Standard Powdercoat Colors:
Standard powdercoat finishes

Standard veneer shell and/or legs in maple.
Refer to Finish/Color Selector for stain colors
and page 17 for premier stain upcharge.



Options

Optional Plated Finishes: (50 piece minimum)

8926 Chairs:

Chrome, specify C1: add \$227.85
Satin Nickel Chrome, specify SNC, add \$147.85.

WL01-HFWCP:

Chrome, specify C1: add \$32.25
Satin Nickel Chrome, specify SNC, add \$42.25

WLBS130-HFWCP:

Chrome, specify C1: add \$61.60
Satin Nickel Chrome, specify SNC, add \$71.60

Less than minimum:

1-23, add: \$15.00.
24-49, add: \$7.50.

Textile Options:

- For pricing on grades 11-24, refer to the Upholstery Grading Chart on page 18.
- For textile selections, grades 4-10, refer to the Finish/Color Selector.
- COM (Customer's Own Material), refer to page 15.


To Order:


All orders must specify:

- Ship To address.
- Any critical opening dates.
- Model number.
- Frame finish by number and color name.
- Upholstery selection by pattern name, color number and name.
- Stain color and number.



Inessa “H” | Finished Wood with Center Pad

WL60-HFWCP Wood Leg Swivel Chair									Specification	Other
	Quantity	COM/ Gr.4	Gr.5	Gr.6	Gr.7	Gr.8	Gr.9	Gr.10	26-1/2"w x 23-1/4"d x 29"h COM: .80 yds. Actual Weight: 26 lbs. Shipping Weight: 36 lbs. Freight Class: 250 1 per carton, 17 cu.ft. Recycled Content: 6.87%	
	1-23	1390.00	1398.00	1408.40	1414.80	1419.60	1424.40	1435.60		
	24-99	1380.00	1388.00	1398.40	1404.80	1409.60	1414.40	1425.60		
	100-399	1375.00	1383.00	1393.40	1399.80	1404.60	1409.40	1420.60		
	400+	1372.50	1380.50	1390.90	1397.30	1402.10	1406.90	1418.10		

WL70-HFWCP Wood Bent Ply Leg Chair									Specification	Other
	Quantity	COM/ Gr.4	Gr.5	Gr.6	Gr.7	Gr.8	Gr.9	Gr.10	26-1/4"w x 24"d x 27-3/4"h COM: .80 yds. Actual Weight: 19 lbs. Shipping Weight: 34 lbs. Freight Class: 250 1 per carton, 17 cu.ft. Recycled Content: 0.00%	
	1-23	1080.00	1088.00	1098.40	1104.80	1109.60	1114.40	1125.60		
	24-99	1070.00	1078.00	1088.40	1094.80	1099.60	1104.40	1115.60		
	100-399	1065.00	1073.00	1083.40	1089.80	1094.60	1099.40	1110.60		
	400+	1062.50	1070.50	1080.90	1087.30	1092.10	1096.90	1108.10		

Standard Features

Premium Metal Base Glides.	Standard veneer in maple. Refer to Finish/ Color Selector for stain colors and page 17 for premier stain upcharge.
----------------------------	--

Options

- Textile Options:**
- For pricing on grades 11-24, refer to the Upholstery Grading Chart on page 18.
 - For textile selections, grades 4-10, refer to the Finish/Color Selector.
 - COM (Customer's Own Material), refer to page 15.
- See page 231-232 for Ottomans.





To Order:

- All orders must specify:**
1. Ship To address.
 2. Any critical opening dates.
 3. Model number.
 4. Frame finish by number and color name.
 5. Upholstery selection by pattern name, color number and name.
 6. Stain color and number.



Inessa "I"

Products on this page are covered by the following Patents and/or Patents pending: #D822,418 S

7523-C-I Swivel Caster Chair		Specification							Other
	Quantity	COM/ Gr.4	Gr.5	Gr.6	Gr.7	Gr.8	Gr.9	Gr.10	Black Twin Wheel Casters standard. Without casters: remove (-C) from model number.
	1-23	740.00	763.00	792.90	811.30	825.10	838.90	871.10	
	24-99	730.00	753.00	782.90	801.30	815.10	828.90	861.10	
	100-399	725.00	748.00	777.90	796.30	810.10	823.90	856.10	
	400+	722.50	745.50	775.40	793.80	807.60	821.40	853.60	
8650-C-I Adjustable Height Swivel/Tilt Caster Chair		Specification							Other
	Quantity	COM/ Gr.4	Gr.5	Gr.6	Gr.7	Gr.8	Gr.9	Gr.10	Gas lift travel: 4-1/4" Overall back ht: 28" - 32-1/4" Black Twin Wheel Casters standard. Polished aluminum standard.
	1-23	765.00	788.00	817.90	836.30	850.10	863.90	896.10	
	24-99	755.00	778.00	807.90	826.30	840.10	853.90	886.10	
	100-399	750.00	773.00	802.90	821.30	835.10	848.90	881.10	
	400+	747.50	770.50	800.40	818.80	832.60	846.40	878.60	
8611-I Tapered Leg Base Chair		Specification							Other
	Quantity	COM/ Gr.4	Gr.5	Gr.6	Gr.7	Gr.8	Gr.9	Gr.10	Non-marring clear butyrate glides.
	1-23	675.75	698.75	728.65	747.05	760.85	774.65	806.85	
	24-99	665.75	688.75	718.65	737.05	750.85	764.65	796.85	
	100-399	660.75	683.75	713.65	732.05	745.85	759.65	791.85	
	400+	658.25	681.25	711.15	729.55	743.35	757.15	789.35	
8611-30-I Tapered Leg Barstool		Specification							Other
	Quantity	COM/ Gr.4	Gr.5	Gr.6	Gr.7	Gr.8	Gr.9	Gr.10	Non-marring clear butyrate glides. Footrest: Specify Gold (GAF), Satin Silver (SSF), or Black (BAF).
	1-9	725.75	748.75	778.65	797.05	810.85	824.65	856.85	
	10-49	715.75	738.75	768.65	787.05	800.85	814.65	846.85	
	50-99	710.75	733.75	763.65	782.05	795.85	809.65	841.85	
	100+	708.25	731.25	761.15	779.55	793.35	807.15	839.35	

Standard Features

Standard Powdercoat Colors:
Standard powdercoat finishes, except on 8650-C-I.



Options

Optional Plated Finishes: (50 piece minimum)

8611-I:
Chrome, specify C1: add \$50.00.
Satin Nickel Chrome: specify SNC, add \$60.00.

8611-30-I:
Chrome, specify C1: add \$106.90.
Satin Nickel Chrome, specify SNC, add \$116.90.

Less than minimum:
1-23, add: \$15.00.
24-49, add: \$7.50.

7523: For optional chrome column with polished aluminum base, specify CPA, add \$40.25.
(Extended lead time, contact MTS)

8650-C: For optional powdercoat with black column, specify PCB and BPC. For optional powdercoat with chrome column, specify PCB only.

Models 8611-30-I and 8611-I:
Premium metal base glide: add \$5.00. Specify MBG.

See page 231-232
for Ottomans.

Textile Options:

- For pricing on grades 11-24, refer to the Upholstery Grading Chart on page 18.
- For textile selections, grades 4-10, refer to the Finish/Color Selector.
- COM (Customer's Own Material), refer to page 15.


To Order:


All orders must specify:


- Ship To address.
- Any critical opening dates.
- Model number.
- Frame finish by number and color name.
- Upholstery selection by pattern name, color number and name.
- Stain color and number.





Inessa "I"

8601-I Straight Leg Base Chair									Specification	Other
	Quantity	COM/ Gr.4	Gr.5	Gr.6	Gr.7	Gr.8	Gr.9	Gr.10	28"w x 23-1/4"d x 30-1/4"h Arm Height: 26" COM: 2.3 Yards Actual Wgt: 22 lbs. ea. Shipping Wgt: 34 lbs. ea. Freight Class: 250 1 per carton, 17 cu. ft. Recycled Content: 11.93%	Non-marring clear butyrate glides. 1" dia. straight leg.
	1-23	665.60	688.60	718.50	736.90	750.70	764.50	796.70		
	24-99	655.60	678.60	708.50	726.90	740.70	754.50	786.70		
	100-399	650.60	673.60	703.50	721.90	735.70	749.50	781.70		
	400+	648.10	671.10	701.00	719.40	733.20	747.00	779.20		

8621-I Bent Leg Base Chair									Specification	Other
	Quantity	COM/ Gr.4	Gr.5	Gr.6	Gr.7	Gr.8	Gr.9	Gr.10	28-1/2"w x 24-1/4"d x 30-3/4"h Arm Height: 26-1/2" COM: 2.3 yds. Actual Weight: 20.3 lbs. Shipping Weight: 34 lbs. Freight Class: 250 1 per carton, 17 cu.ft. Recycled Content: 7.93%	Premium metal base glides standard. 3/4" dia. bent leg.
	1-23	665.50	688.50	718.40	736.80	750.60	764.40	796.60		
	24-99	655.50	678.50	708.40	726.80	740.60	754.40	786.60		
	100-399	650.50	673.50	703.40	721.80	735.60	749.40	781.60		
	400+	648.00	671.00	700.90	719.30	733.10	746.90	779.10		

8621-30-I Bent Leg Base Chair Barstool									Specification	Other
	Quantity	COM/ Gr.4	Gr.5	Gr.6	Gr.7	Gr.8	Gr.9	Gr.10	28-1/2"w x 26"d x 41-3/4"h Arm Height: 38" COM: 2.3 yds. Actual Weight: 25.5 lbs. Shipping Weight: 39 lbs. Freight Class: 250 1 per carton, 19.64 cu.ft. Recycled Content: 12.90%	3/4" dia.bent leg. Premium metal base glides standard.
	1-9	715.50	738.50	768.40	786.80	800.60	814.40	846.60		
	10-49	705.50	728.50	758.40	776.80	790.60	804.40	836.60		
	50-99	700.50	723.50	753.40	771.80	785.60	799.40	831.60		
	100+	698.00	721.00	750.90	769.30	783.10	796.90	829.10		

8502-I Sled Base Chair									Specification	Other
	Quantity	COM/ Gr.4	Gr.5	Gr.6	Gr.7	Gr.8	Gr.9	Gr.10	28-1/2"w x 25"d x 31"h Arm Height: 27" COM: 2.3 yds. Actual Weight: 24 lbs. Shipping Weight: 34 lbs. Freight Class: 250 1 per carton, 17 cu.ft. Recycled Content: 11.81%	Non-marring clear butyrate glides.
	1-23	730.00	753.00	782.90	801.30	815.10	828.90	861.10		
	24-99	720.00	743.00	772.90	791.30	805.10	818.90	851.10		
	100-399	715.00	738.00	767.90	786.30	800.10	813.90	846.10		
	400+	712.50	735.50	765.40	783.80	797.60	811.40	843.60		

8900-I Spider Pedestal Base Swivel Chair									Specification	Other
	Quantity	COM/ Gr.4	Gr.5	Gr.6	Gr.7	Gr.8	Gr.9	Gr.10	28-1/2"w x 24-1/4"d x 31"h Arm Height: 27" COM: 2.3 yds. Actual Weight: 23 lbs. Shipping Weight: 34 lbs. Freight Class: 250 1 per carton, 17 cu.ft. Recycled Content: 3.8%	White polypropylene glides. Polished aluminum finish only.
	1-23	805.00	828.00	857.90	876.30	890.10	903.90	936.10		
	24-99	795.00	818.00	847.90	866.30	880.10	893.90	926.10		
	100-399	790.00	813.00	842.90	861.30	875.10	888.90	921.10		
	400+	787.50	810.50	840.40	858.80	872.60	886.40	918.60		

Standard Features

Standard Powdercoat Colors:

Standard powdercoat finishes, except on 8900-I.



Options

Optional Plated Finishes:

(50 piece minimum)

8601-I:

Chrome, specify C1: add \$50.00.

Satin Nickel Chrome: specify SNC, add \$60.00.

8621-I and 8621-30-I:

Chrome, specify C1: add \$35.00. Barstool add: \$112.30.

Satin Nickel Chrome: specify SNC, add \$45.00. Barstool, add: \$122.30.

8502-I:

Chrome, specify C1: add \$63.00.

Satin Nickel Chrome: specify SNC, add \$73.00.

Less than minimum:

1-23, add: \$15.00.

24-49, add: \$7.50.

Black Caster Option:



For 8900 only. Add
"-C" to model number,
add: \$68.75

Model 8601-I:
Premium metal base glide: add \$5.00. Specify
MBG.






Textile Options:

- For pricing on grades 11-24, refer to the Upholstery Grading Chart on page 18.
- For textile selections, grades 4-10, refer to the Finish/Color Selector.
- COM (Customer's Own Material), refer to page 15.

See page 231-232
for Ottomans.



Inessa "I"

8720-16-I Round Pedestal Base Swivel Lounge Chair		Specification						Other
	Quantity	COM/ Gr.4	Gr.5	Gr.6	Gr.7	Gr.8	Gr.9	Gr.10
	1-23	960.00	983.00	1012.90	1031.30	1045.10	1058.90	1091.10
	24-99	950.00	973.00	1002.90	1021.30	1035.10	1048.90	1081.10
	100-399	945.00	968.00	997.90	1016.30	1030.10	1043.90	1076.10
	400+	942.50	965.50	995.40	1013.80	1027.60	1041.40	1073.60
		28-1/2"w x 25"d x 29"h Arm Height: 24-3/4" COM: 2.3 yds. Actual Weight: 57.5 lbs. Shipping Weight: 77.5 lbs. Freight Class: 175 1 per carton, 20.96 cu.ft. Recycled Content: 21.95%						16" lounge seat height. Black manually adjustable glide.
8720-18-I Round Pedestal Base Swivel Chair		Specification						Other
	Quantity	COM/ Gr.4	Gr.5	Gr.6	Gr.7	Gr.8	Gr.9	Gr.10
	1-23	955.00	978.00	1007.90	1026.30	1040.10	1053.90	1086.10
	24-99	945.00	968.00	997.90	1016.30	1030.10	1043.90	1076.10
	100-399	940.00	963.00	992.90	1011.30	1025.10	1038.90	1071.10
	400+	937.50	960.50	990.40	1008.80	1022.60	1036.40	1068.60
		28-1/2"w x 25"d x 31"h Arm Height: 26-3/4" COM: 2.3 yds. Actual Weight: 53.1 lbs. Shipping Weight: 73.1 lbs. Freight Class: 175 1 per carton, 20.96 cu.ft. Recycled Content: 23.58%						18" standard seat height. Black manually adjustable glide.
8720-30-I Round Pedestal Base Swivel Barstool		Specification						Other
	Quantity	COM/ Gr.4	Gr.5	Gr.6	Gr.7	Gr.8	Gr.9	Gr.10
	1-9	1085.00	1108.00	1137.90	1156.30	1170.10	1183.90	1216.10
	10-49	1075.00	1098.00	1127.90	1146.30	1160.10	1173.90	1206.10
	50-99	1070.00	1093.00	1122.90	1141.30	1155.10	1168.90	1201.10
	100+	1067.50	1090.50	1120.40	1138.80	1152.60	1166.40	1198.60
		28-1/2"w x 25"d x 42-1/4"h Arm Height: 38" COM: 2.3 yds. Actual Weight: 58.5 bs. Shipping Weight: 81.5 lbs. Freight Class: 175 1 per carton, 23 cu.ft. Recycled Content: 26.03%						Black manually adjustable glide.
WL01-I Tapered Round Wood Leg Chair		Specification						Other
	Quantity	COM/ Gr.4	Gr.5	Gr.6	Gr.7	Gr.8	Gr.9	Gr.10
	1-23	1005.00	1028.00	1057.90	1076.30	1090.10	1103.90	1136.10
	24-99	995.00	1018.00	1047.90	1066.30	1080.10	1093.90	1126.10
	100-399	990.00	1013.00	1042.90	1061.30	1075.10	1088.90	1121.10
	400+	987.50	1010.50	1040.40	1058.80	1072.60	1086.40	1118.60
		28-1/2"w x 24-1/2"d x 30-1/2"h Arm Height: 26-1/2" COM: 2.30 yds. Actual Weight: 23 lbs. Shipping Weight: 35 lbs. Freight Class: 250 1 per carton, 17 cu.ft. Recycled Content: 1.40%						Premium Metal Base Glides. Standard veneer shell and/or wood legs in maple. Refer to Finish/Color Selector for stain finishes and page 17 for premier stain upcharge.
WLBS130-I Tapered Round Wood Leg Barstool		Specification						Other
	Quantity	COM/ Gr.4	Gr.5	Gr.6	Gr.7	Gr.8	Gr.9	Gr.10
	1-9	1120.00	1143.00	1172.90	1191.30	1205.10	1218.90	1251.10
	10-49	1110.00	1133.00	1162.90	1181.30	1195.10	1208.90	1241.10
	50-99	1105.00	1128.00	1157.90	1176.30	1190.10	1203.90	1236.10
	100+	1102.50	1125.50	1155.40	1173.80	1187.60	1201.40	1233.60
		28-1/2"w x 24-1/2"d x 42-3/4"h Arm Height: 38-3/4" COM: 2.30 yds. Actual Weight: 28.5 lbs. Shipping Weight: 40 lbs. Freight Class: 250 1 per carton, 18.5 cu.ft. Recycled Content: 1.55%						Premium Metal Base Glides. Standard veneer shell and/or wood legs in maple. Refer to Finish/Color Selector for stain finishes and page 17 for premier stain upcharge.

Standard Features

Standard Powdercoat Colors:

Standard powdercoat finishes



Options

Optional Plated Finishes: (50 piece minimum)

8720 Chairs:

Chrome, specify C1: add \$227.85.
Satin Nickel Chrome, specify SNC, add \$147.85.

8720-30-I Barstool:

Chrome, specify C1: add \$294.00.
Satin Nickel Chrome, specify SNC, add \$207.55.

WL01-I:

Chrome, specify C1: add \$32.25.
Satin Nickel Chrome, specify SNC, add \$42.25.

WLBS130-I:

Chrome, specify C1: add \$61.60
Satin Nickel Chrome, specify SNC, add \$71.60

Less than minimum:

1-23, add: \$15.00.
24-49, add: \$7.50.





Textile Options:

- For pricing on grades 11-24, refer to the Upholstery Grading Chart on page 18.
- For textile selections, grades 4-10, refer to the Finish/Color Selector.
- COM (Customer's Own Material), refer to page 15.

• See page 231-232 for Ottomans.



Inessa "I"

8926-16-I	Tapered Cross Pedestal Base Swivel Lounge Chair								Specification	Other
	Quantity	COM/ Gr.4	Gr.5	Gr.6	Gr.7	Gr.8	Gr.9	Gr.10	26-1/4" w x 25"d x 29"h Arm Height: 24-3/4" COM: 2.3 yds. Actual Weight: 35 lbs. Shipping Weight: 55 lbs. Freight Class: 250 1 per carton, 20.35 cu.ft. Recycled Content: 19.60%	16" lounge seat height. Black manually adjustable glide.
	1-23	945.00	968.00	997.90	1016.30	1030.10	1043.90	1076.10		
	24-99	935.00	958.00	987.90	1006.30	1020.10	1033.90	1066.10		
	100-399	930.00	953.00	982.90	1001.30	1015.10	1028.90	1061.10		
	400+	927.50	950.50	980.40	998.80	1012.60	1026.40	1058.60		
8926-18-I	Tapered Cross Pedestal Base Swivel Chair								Specification	Other
	Quantity	COM/ Gr.4	Gr.5	Gr.6	Gr.7	Gr.8	Gr.9	Gr.10	26-1/4" w x 25"d x 31"h Arm Height: 26-3/4" COM: 2.3 yds. Actual Weight: 35.5 lbs. Shipping Weight: 55.5 lbs. Freight Class: 250 1 per carton, 20.35 cu.ft. Recycled Content: 19.92%	18" standard seat height. Black manually adjustable glide.
	1-23	940.00	963.00	992.90	1011.30	1025.10	1038.90	1071.10		
	24-99	930.00	953.00	982.90	1001.30	1015.10	1028.90	1061.10		
	100-399	925.00	948.00	977.90	996.30	1010.10	1023.90	1056.10		
	400+	922.50	945.50	975.40	993.80	1007.60	1021.40	1053.60		
WL60-I	Wood Leg Swivel Chair								Specification	Other
	Quantity	COM/ Gr.4	Gr.5	Gr.6	Gr.7	Gr.8	Gr.9	Gr.10	28-1/2" w x 24-1/4" d x 29-3/4" h COM: 2.3 yds. Actual Weight: 25.9 lbs. Shipping Weight: 35.9 lbs. Freight Class: 250 1 per carton, 17 cu.ft. Recycled Content: 6.89%	Premium metal base glide.
	1-23	1255.00	1278.00	1307.90	1326.30	1340.10	1353.90	1386.10		
	24-99	1245.00	1268.00	1297.90	1316.30	1330.10	1343.90	1376.10		
	100-399	1240.00	1263.00	1292.90	1311.30	1325.10	1338.90	1371.10		
	400+	1237.50	1260.50	1290.40	1308.80	1322.60	1336.40	1368.60		
WL70-I	Wood Bent Ply Leg Chair								Specification	Other
	Quantity	COM/ Gr.4	Gr.5	Gr.6	Gr.7	Gr.8	Gr.9	Gr.10	30-1/4" w x 24-3/4" d x 31" h COM: 2.3 yds. Actual Weight: 20.5 lbs. Shipping Weight: 33.5 lbs. Freight Class: 250 1 per carton, 17 cu.ft. Recycled Content: 0.00%	Premium metal base glide.
	1-23	945.00	968.00	997.90	1016.30	1030.10	1043.90	1076.10		
	24-99	935.00	958.00	987.90	1006.30	1020.10	1033.90	1066.10		
	100-399	930.00	953.00	982.90	1001.30	1015.10	1028.90	1061.10		
	400+	927.50	950.50	980.40	998.80	1012.60	1026.40	1058.60		

Standard Features

Standard Powdercoat Colors:
Standard powdercoat finishes

Standard veneer in maple. Refer to Finish/
Color Selector for stain colors and page 17 for
premier stain upcharge.



Options

Optional Plated Finishes:
(50 piece minimum)

8926 Chairs:

Chrome, specify C1: add \$227.85
Satin Nickel Chrome, specify SNC, add \$147.85.

Less than minimum:

1-23, add: \$15.00.
24-49, add: \$7.50.

Textile Options:

- For pricing on grades 11-24, refer to the Upholstery Grading Chart on page 18.
- For textile selections, grades 4-10, refer to the Finish/Color Selector.
- COM (Customer's Own Material), refer to page 15.

See page 231-232
for Ottomans.

To Order:


All orders must specify:


- Ship To address.
- Any critical opening dates.
- Model number.
- Frame finish by number and color name.
- Upholstery selection by pattern name, color number and name.
- Stain color and number.





Inessa "I" | Finished Wood

Products on this page are covered by the following Patents and/or Patents pending: #D822,418 S

7523-C-IFW Swivel Caster Chair									Specification	Other
	Quantity	COM/ Gr.4	Gr.5	Gr.6	Gr.7	Gr.8	Gr.9	Gr.10	26-1/4" w x 23-1/2" d x 29-1/4" h Arm Height: 25-1/2" COM: .50 yds. Actual Weight: 20.5 lbs. Shipping Weight: 34 lbs. Freight Class: 250 1 per carton, 17 cu.ft. Recycled Content: 6.66%	Black Twin Wheel Casters standard. Without casters: remove (-C) from model number.
	1-23	850.00	855.00	861.50	865.50	868.50	871.50	878.50		
	24-99	840.00	845.00	851.50	855.50	858.50	861.50	868.50		
	100-399	835.00	840.00	846.50	850.50	853.50	856.50	863.50		
	400+	832.50	837.50	844.00	848.00	851.00	854.00	861.00		

8650-C-IFW Adjustable Height Swivel/Tilt Caster Chair									Specification	Other
	Quantity	COM/ Gr.4	Gr.5	Gr.6	Gr.7	Gr.8	Gr.9	Gr.10	26-1/4" w x 24" d x 31-3/4" h Height: 23-1/2" COM: .50 yds. Actual Weight: 25 lbs. Shipping Weight: 35.5 lbs. Freight Class: 250 1 per carton, 17 cu.ft. Recycled Content: 6.11%	Gas lift travel 4-1/4" Overall back ht: 27-1/2" - 31-3/4" Black Twin Wheel Casters standard. Polished aluminum standard.
	1-23	875.00	880.00	886.50	890.50	893.50	896.50	903.50		
	24-99	865.00	870.00	876.50	880.50	883.50	886.50	893.50		
	100-399	860.00	865.00	871.50	875.50	878.50	881.50	888.50		
	400+	857.50	862.50	869.00	873.00	876.00	879.00	886.00		

8611-IFW Tapered Leg Base Chair									Specification	Other
	Quantity	COM/ Gr.4	Gr.5	Gr.6	Gr.7	Gr.8	Gr.9	Gr.10	26-1/4" w x 23-1/2" d x 29-1/4" h Arm Height: 25-1/4" COM: .50 yds. Actual Weight: 19 lbs. Shipping Weight: 33.75 lbs. Freight Class: 250 1 per carton, 17 cu.ft. Recycled Content: 14.00%	Non-marring clear butyrate glides.
	1-23	785.00	790.00	796.50	800.50	803.50	806.50	813.50		
	24-99	775.00	780.00	786.50	790.50	793.50	796.50	803.50		
	100-399	770.00	775.00	781.50	785.50	788.50	791.50	798.50		
	400+	767.50	772.50	779.00	783.00	786.00	789.00	796.00		

8611-30-IFW Tapered Leg Barstool									Specification	Other
	Quantity	COM/ Gr.4	Gr.5	Gr.6	Gr.7	Gr.8	Gr.9	Gr.10	26-1/4" w x 23-1/2" d x 41-1/4" h Arm Height: 37-1/4" COM: .50 yds. Actual Weight: 25 lbs. Shipping Weight: 37.5 lbs. Freight Class: 250 1 per carton, 18.5 cu.ft. Recycled Content: 17.43%	Non-marring clear butyrate glides. Footrest: Specify Gold (GAF), Satin Silver (SSF), or Black (BAF).
	1-9	835.00	840.00	846.50	850.50	853.50	856.50	863.50		
	10-49	825.00	830.00	836.50	840.50	843.50	846.50	853.50		
	50-99	820.00	825.00	831.50	835.50	838.50	841.50	848.50		
	100+	817.50	822.50	829.00	833.00	836.00	839.00	846.00		

Standard Features

Standard Powdercoat Colors:
Standard powdercoat finishes, except on 8650-C-IFW.

Standard veneer in maple. Refer to Finish/Color Selector for stain colors and page 17 for premier stain upcharge.



Options

Optional Plated Finishes: (50 piece minimum)

8611-IFW:

Chrome, specify C1: add \$50.00.
Satin Nickel Chrome: specify SNC, add \$60.00.

8611-30-IFW:

Chrome, specify C1: add \$106.90.
Satin Nickel Chrome, specify SNC, add \$116.90.

Less than minimum:

1-23, add: \$15.00.
24-49, add: \$7.50.

7523: For optional chrome column with polished aluminum base, specify CPA, add \$40.25.
(Extended lead time, contact MTS)

8650-C: For optional powdercoat with black column, specify PCB and BPC. For optional powdercoat with chrome column, specify PCB only.

Models 8611-30-IFW and 8611-IFW: Premium metal base glide: add \$5.00. Specify MBG.

Textile Options:

- For pricing on grades 11-24, refer to the Upholstery Grading Chart on page 18.
- For textile selections, grades 4-10, refer to the Finish/Color Selector.
- COM (Customer's Own Material), refer to page 15.


To Order:


All orders must specify:


- Ship To address.
- Any critical opening dates.
- Model number.
- Frame finish by number and color name.
- Upholstery selection by pattern name, color number and name.
- Stain color and number.





Inessa "I" | Finished Wood

8601-IFW		Straight Leg Base Chair							Specification	Other
	Quantity	COM/ Gr.4	Gr.5	Gr.6	Gr.7	Gr.8	Gr.9	Gr.10	26-1/4"w x 23-1/2"d x 29-1/4"h Arm Height: 25-1/4" COM: .50 yds. Actual Weight: 19 lbs. Shipping Weight: 33.75 lbs. Freight Class: 250 1 per carton, 17 cu.ft. Recycled Content: 14.22%	Non-marring clear butyrate glides. 1" dia. straight leg.
	1-23	775.00	780.00	786.50	790.50	793.50	796.50	803.50		
	24-99	765.00	770.00	776.50	780.50	783.50	786.50	793.50		
	100-399	760.00	765.00	771.50	775.50	778.50	781.50	788.50		
	400+	757.50	762.50	769.00	773.00	776.00	779.00	786.00		

8621-IFW		Bent Leg Base Chair							Specification	Other
	Quantity	COM/ Gr.4	Gr.5	Gr.6	Gr.7	Gr.8	Gr.9	Gr.10	26-1/4"w x 23-1/2"d x 29"h Arm Height: 37-1/4" COM: .50 yds. Actual Weight: 25 lbs. Shipping Weight: 37.5 lbs. Freight Class: 250 1 per carton, 17 cu.ft. Recycled Content: 17.43%	Premium metal base glides standard. 3/4" dia. bent leg.
	1-23	775.00	780.00	786.50	790.50	793.50	796.50	803.50		
	24-99	765.00	770.00	776.50	780.50	783.50	786.50	793.50		
	100-399	760.00	765.00	771.50	775.50	778.50	781.50	788.50		
	400+	757.50	762.50	769.00	773.00	776.00	779.00	786.00		

8621-30-IFW		Bent Leg Barstool							Specification	Other
	Quantity	COM/ Gr.4	Gr.5	Gr.6	Gr.7	Gr.8	Gr.9	Gr.10	26-1/4"w x 23-1/2"d x 41-1/4"h Arm Height: 37-1/4" COM: .50 yds. Actual Weight: 25 lbs. Shipping Weight: 37.5 lbs. Freight Class: 250 1 per carton, 18.5 cu.ft. Recycled Content: 17.43%	3/4" dia.bent leg. Premium metal base glides standard.
	1-9	825.00	830.00	836.50	840.50	843.50	846.50	853.50		
	10-49	815.00	820.00	826.50	830.50	833.50	836.50	843.50		
	50-99	810.00	815.00	821.50	825.50	828.50	831.50	838.50		
	100+	807.50	812.50	819.00	823.00	826.00	829.00	836.00		

8502-IFW		Sled Base Chair							Specification	Other
	Quantity	COM/ Gr.4	Gr.5	Gr.6	Gr.7	Gr.8	Gr.9	Gr.10	26-1/4"w x 23-1/2"d x 30"h Arm Height: 37-1/4" COM: .50 yds. Actual Weight: 25 lbs. Shipping Weight: 37.5 lbs. Freight Class: 250 1 per carton, 17 cu.ft. Recycled Content: 17.43%	Non-marring clear butyrate glides.
	1-23	830.00	835.00	841.50	845.50	848.50	851.50	858.50		
	24-99	820.00	825.00	831.50	835.50	838.50	841.50	848.50		
	100-399	815.00	820.00	826.50	830.50	833.50	836.50	843.50		
	400+	812.50	817.50	824.00	828.00	831.00	834.00	841.00		

8900-IFW		Spider Pedestal Base Swivel Chair							Specification	Other
	Quantity	COM/ Gr.4	Gr.5	Gr.6	Gr.7	Gr.8	Gr.9	Gr.10	26-1/4"w x 23-1/2"d x 30-1/4"h Arm Height: 37-1/4" COM: .50 yds. Actual Weight: 25 lbs. Shipping Weight: 37.5 lbs. Freight Class: 250 1 per carton, 17 cu.ft. Recycled Content: 17.43%	Polypropylene white glides. Polished aluminum finish onl .
	1-23	922.50	927.50	934.00	938.00	941.00	944.00	951.00		
	24-99	912.50	917.50	924.00	928.00	931.00	934.00	941.00		
	100-399	907.50	912.50	919.00	923.00	926.00	929.00	936.00		
	400+	905.00	910.00	916.50	920.50	923.50	926.50	933.50		

Standard Features

Standard Powdercoat Colors:
Standard powdercoat finishes, except on 8900-IFW.

Standard veneer in maple. Refer to Finish/Color Selector for stain colors and page 17 for premier stain upcharge.



Options

Optional Plated Finishes: (50 piece minimum)

8601-IFW:

Chrome, specify C1: add \$50.00.

Satin Nickel Chrome: specify SNC, add \$60.00.

8621-IFW and 8621-30-IFW:

Chrome, specify C1: add \$35.00. Barstool add: \$112.30.

Satin Nickel Chrome: specify SNC, add \$45.00. Barstool, add: \$122.30.

8502-IFW:

Chrome, specify C1: add \$63.00.

Satin Nickel Chrome: specify SNC, add \$73.00.

Less than minimum:

1-23, add: \$15.00.

24-49, add: \$7.50.

Black Caster Option:



For 8900 only. Add
"C" to model number,
add: \$68.75


Model 8601-IFW: Premium metal base glide:
add \$5.00. Specify MBG.


Textile Options:


- For pricing on grades 11-24, refer to the Upholstery Grading Chart on page 18.
- For textile selections, grades 4-10, refer to the Finish/Color Selector.
- COM (Customer's Own Material), refer to page 15.



Inessa "I" | Finished Wood

8720-16-IFW Tapered Cross Pedestal Base Swivel Lounge Chair								Specification	Other	
	Quantity	COM/ Gr.4	Gr.5	Gr.6	Gr.7	Gr.8	Gr.9	Gr.10	26-1/4"w x 23-3/4"d x 27-3/4"h Arm Height: 23-3/8" COM: .50 yds. Actual Weight: 45.5 lbs. Shipping Weight: 71.5 lbs. Freight Class: 250 1 per carton, 20.96 cu.ft. Recycled Content: 27.66%	16" lounge seat height.
	1-23	1070.00	1075.00	1081.50	1085.50	1088.50	1091.50	1098.50		
	24-99	1060.00	1065.00	1071.50	1075.50	1078.50	1081.50	1088.50		
	100-399	1055.00	1060.00	1066.50	1070.50	1073.50	1076.50	1083.50		
	400+	1052.50	1057.50	1064.00	1068.00	1071.00	1074.00	1081.00		

8720-18-IFW Tapered Cross Pedestal Base Swivel Chair								Specification	Other	
	Quantity	COM/ Gr.4	Gr.5	Gr.6	Gr.7	Gr.8	Gr.9	Gr.10	26-1/4"w x 23-3/4"d x 29-3/4"h Arm Height: 25-3/8" COM: .50 yds. Actual Weight: 46 lbs. Shipping Weight: 72 lbs. Freight Class: 250 1 per carton, 20.96 cu.ft. Recycled Content: 27.66%	18" standard seat height.
	1-23	1065.00	1070.00	1076.50	1080.50	1083.50	1086.50	1093.50		
	24-99	1055.00	1060.00	1066.50	1070.50	1073.50	1076.50	1083.50		
	100-399	1050.00	1055.00	1061.50	1065.50	1068.50	1071.50	1078.50		
	400+	1047.50	1052.50	1059.00	1063.00	1066.00	1069.00	1076.00		

8720-30-IFW Round Pedestal Base Swivel Barstool								Specification	Other	
	Quantity	COM/ Gr.4	Gr.5	Gr.6	Gr.7	Gr.8	Gr.9	Gr.10	26-1/4"w x 23-3/4"d x 41"h Arm Height: 36-5/8" COM: .50 yds. Actual Weight: 51 lbs. Shipping Weight: 78 lbs. Freight Class: 250 1 per carton, 22.6 cu.ft. Recycled Content: 28.15%	
	1-9	1200.00	1205.00	1211.50	1215.50	1218.50	1221.50	1228.50		
	10-49	1190.00	1195.00	1201.50	1205.50	1208.50	1211.50	1218.50		
	50-99	1185.00	1190.00	1196.50	1200.50	1203.50	1206.50	1213.50		
	100+	1182.50	1187.50	1194.00	1198.00	1201.00	1204.00	1211.00		

Standard Features

Standard Powdercoat Colors:
Standard powdercoat finishes

Black manually adjustable glide.

Standard veneer in maple. Refer to Finish/
Color Selector for stain colors and page 17 for
premier stain upcharge.



Options

Optional Plated Finishes: (50 piece minimum)

Chairs:

Chrome, specify C1: add \$218.10.

Satin Nickel Chrome, specify SNC, add \$153.45.

Barstool:

Chrome, specify C1: add \$294.00.

Satin Nickel Chrome, specify SNC, add \$207.55.

Less than minimum:

1-23, add: \$15.00.

24-49, add: \$7.50.

Textile Options:

- For pricing on grades 11-24, refer to the Upholstery Grading Chart on page 18.
- For textile selections, grades 4-10, refer to the Finish/Color Selector.
- COM (Customer's Own Material), refer to page 15.





To Order:

All orders must specify:

- Ship To address.
- Any critical opening dates.
- Model number.
- Frame finish by number and color name.
- Upholstery selection by pattern name, color number and name.
- Stain color and number.



Inessa "I" | Finished Wood

8926-16-IFW		Tapered Cross Pedestal Base Swivel Lounge Chair							Specification	Other
	Quantity	COM/ Gr.4	Gr.5	Gr.6	Gr.7	Gr.8	Gr.9	Gr.10	26-1/4"w x 23-1/2"d x 27-3/4"h Arm Height: 23-3/8" COM: .50 yds. Actual Weight: 32 lbs. Shipping Weight: 52 lbs. Freight Class: 250 1 per carton, 20.35 cu.ft. Recycled Content: 21.44%	16" lounge seat height. Black manually adjustable glide.
	1-23	1055.00	1060.00	1066.50	1070.50	1073.50	1076.50	1083.50		
	24-99	1045.00	1050.00	1056.50	1060.50	1063.50	1066.50	1073.50		
	100-399	1040.00	1045.00	1051.50	1055.50	1058.50	1061.50	1068.50		
	400+	1037.50	1042.50	1049.00	1053.00	1056.00	1059.00	1066.00		
8926-18-IFW		Tapered Cross Pedestal Base Swivel Chair							Specification	Other
	Quantity	COM/ Gr.4	Gr.5	Gr.6	Gr.7	Gr.8	Gr.9	Gr.10	26-1/4"w x 23-1/2"d x 29-3/4"h Arm Height: 25-3/8" COM: .50 yds. Actual Weight: 33 lbs. Shipping Weight: 52.7 lbs. Freight Class: 250 1 per carton, 20.35 cu.ft. Recycled Content: 21.62%	18" standard seat height. Black manually adjustable glide.
	1-23	1050.00	1055.00	1061.50	1065.50	1068.50	1071.50	1078.50		
	24-99	1040.00	1045.00	1051.50	1055.50	1058.50	1061.50	1068.50		
	100-399	1035.00	1040.00	1046.50	1050.50	1053.50	1056.50	1063.50		
	400+	1032.50	1037.50	1044.00	1048.00	1051.00	1054.00	1061.00		
WL01-IFW		Tapered Round Wood Leg Chair							Specification	Other
	Quantity	COM/ Gr.4	Gr.5	Gr.6	Gr.7	Gr.8	Gr.9	Gr.10	26-1/4"w x 23-1/2"d x 29-1/2"h Arm Height: 25-1/2" COM: 0.50 yds. Actual Weight: 19.5 lbs. Shipping Weight: 31.5 lbs. Freight Class: 250 1 per carton, 17 cu.ft. Recycled Content: 1.65%	Premium Metal Base Glides.
	1-23	1130.00	1135.00	1141.50	1145.50	1148.50	1151.50	1158.50		
	24-99	1120.00	1125.00	1131.50	1135.50	1138.50	1141.50	1148.50		
	100-399	1115.00	1120.00	1126.50	1130.50	1133.50	1136.50	1143.50		
	400+	1112.50	1117.50	1124.00	1128.00	1131.00	1134.00	1141.00		
WLBS130-IFW		Tapered Round Wood Leg Barstool							Specification	Other
	Quantity	COM/ Gr.4	Gr.5	Gr.6	Gr.7	Gr.8	Gr.9	Gr.10	26-1/4"w x 23-1/2"d x 41-1/2"h Arm Height: 37-1/2" COM: 0.50 yds. Actual Weight: 26 lbs. Shipping Weight: 38 lbs. Freight Class: 250 1 per carton, 18.5 cu.ft. Recycled Content: 1.70%	Premium Metal Base Glides.
	1-9	1240.00	1245.00	1251.50	1255.50	1258.50	1261.50	1268.50		
	10-49	1230.00	1235.00	1241.50	1245.50	1248.50	1251.50	1258.50		
	50-99	1225.00	1230.00	1236.50	1240.50	1243.50	1246.50	1253.50		
	100+	1222.50	1227.50	1234.00	1238.00	1241.00	1244.00	1251.00		

Standard Features

Standard Powdercoat Colors:
Standard powdercoat finishes

Standard veneer shell and/or legs in maple.
Refer to Finish/Color Selector for stain colors
and page 17 for premier stain upcharge.



Options

Optional Plated Finishes: (50 piece minimum)

Less than minimum:
1-23, add: \$15.00.
24-49, add: \$7.50.

8926 Chairs:

Chrome, specify C1: add \$227.85
Satin Nickel Chrome, specify SNC, add \$147.85.

WL01-IFW:

Chrome, specify C1: add \$32.25
Satin Nickel Chrome, specify SNC, add \$42.25

WLBS130-IFW:

Chrome, specify C1: add \$61.60
Satin Nickel Chrome, specify SNC, add \$71.60

Textile Options:

- For pricing on grades 11-24, refer to the Upholstery Grading Chart on page 18.
- For textile selections, grades 4-10, refer to the Finish/Color Selector.
- COM (Customer's Own Material), refer to page 15.


To Order:


All orders must specify:

- Ship To address.
- Any critical opening dates.
- Model number.
- Frame finish by number and color name.
- Upholstery selection by pattern name, color number and name.
- Stain color and number.



Inessa “I” | Finished Wood

WL60-IFW Wood Leg Swivel Chair		Specification							Other
	Quantity	COM/ Gr.4	Gr.5	Gr.6	Gr.7	Gr.8	Gr.9	Gr.10	26-1/4"w x 23-1/2"d x 29"h COM: .50 yds. Actual Weight: 25 lbs. Shipping Weight: 35 lbs. Freight Class: 250 1 per carton, 17 cu.ft. Recycled Content: 7.14%
	1-23	1380.00	1385.00	1391.50	1395.50	1398.50	1401.50	1408.50	
	24-99	1370.00	1375.00	1381.50	1385.50	1388.50	1391.50	1398.50	
	100-399	1365.00	1370.00	1376.50	1380.50	1383.50	1386.50	1393.50	
	400+	1362.50	1367.50	1374.00	1378.00	1381.00	1384.00	1391.00	

WL70-IFW Wood Bent Ply Leg Chair		Specification							Other
	Quantity	COM/ Gr.4	Gr.5	Gr.6	Gr.7	Gr.8	Gr.9	Gr.10	28"w x 23-3/4"d x 27-3/4"h COM: .50 yds. Actual Weight: 16.5 lbs. Shipping Weight: 34 lbs. Freight Class: 250 1 per carton, 17 cu.ft. Recycled Content: 0.00%
	1-23	1070.00	1075.00	1081.50	1085.50	1088.50	1091.50	1098.50	
	24-99	1060.00	1065.00	1071.50	1075.50	1078.50	1081.50	1088.50	
	100-399	1055.00	1060.00	1066.50	1070.50	1073.50	1076.50	1083.50	
	400+	1052.50	1057.50	1064.00	1068.00	1071.00	1074.00	1081.00	


Standard Features	
Premium Metal Base Glides.	Standard veneer in maple. Refer to Finish/ Color Selector for stain colors and page 17 for premier stain upcharge.


Options		To Order:
Textile Options: <ul style="list-style-type: none">For pricing on grades 11-24, refer to the Upholstery Grading Chart on page 18.For textile selections, grades 4-10, refer to the Finish/Color Selector.COM (Customer's Own Material), refer to page 15. <div>See page 231-232 for Ottomans.</div>		All orders must specify: <ol style="list-style-type: none">Ship To address.Any critical opening dates.Model number.Frame finish by number and color name.Upholstery selection by pattern name, color number and name.Stain color and number.





Inessa "I" | Finished Wood with Back Pad

Products on this page are covered by the following Patents and/or Patents pending: #D822,418 S

7523-C-IFWBP Swivel Caster Chair									Specification	Other
	Quantity	COM/ Gr.4	Gr.5	Gr.6	Gr.7	Gr.8	Gr.9	Gr.10	26-1/4" w x 23-1/2" d x 29-1/4" h Arm Height: 25-1/2" COM: 1.10 yds. Actual Weight: 22 lbs. Shipping Weight: 34.5 lbs. Freight Class: 250 1 per carton, 17 cu.ft. Recycled Content: 6.26%	Black Twin Wheel Casters standard. Without casters: remove (-C) from model number.
	1-23	900.00	911.00	925.30	934.10	940.70	947.30	962.70		
	24-99	890.00	901.00	915.30	924.10	930.70	937.30	952.70		
	100-399	885.00	896.00	910.30	919.10	925.70	932.30	947.70		
	400+	882.50	893.50	907.80	916.60	923.20	929.80	945.20		

8650-C-IFWBP Adjustable Height Swivel/Tilt Caster Chair									Specification	Other
	Quantity	COM/ Gr.4	Gr.5	Gr.6	Gr.7	Gr.8	Gr.9	Gr.10	26-1/4" w x 24" d x 31-3/4, 27-1/2" h Arm Height: 23-1/2" COM: 1.10 yds. Actual Weight: 26.5 lbs. Shipping Weight: 36.5 lbs. Freight Class: 250 1 per carton, 17 cu.ft.	Gas lift travel 4-1/4" Overall back ht: 27-1/2" - 31-3/4" Black Twin Wheel Casters standard. Polished aluminum standard.
	1-23	925.00	936.00	950.30	959.10	965.70	972.30	987.70		
	24-99	915.00	926.00	940.30	949.10	955.70	962.30	977.70		
	100-399	910.00	921.00	935.30	944.10	950.70	957.30	972.70		
	400+	907.50	918.50	932.80	941.60	948.20	954.80	970.20		

8611-IFWBP Tapered Leg Base Chair									Specification	Other
	Quantity	COM/ Gr.4	Gr.5	Gr.6	Gr.7	Gr.8	Gr.9	Gr.10	26-1/4" w x 23-1/2" d x 29-1/4" h Arm Height: 25-1/4" COM: 1.10 yds. Actual Weight: 21 lbs. Shipping Weight: 34 lbs. Freight Class: 250 1 per carton, 17 cu.ft. Recycled Content: 12.79%	Non-marring clear butyrate glides.
	1-23	835.00	846.00	860.30	869.10	875.70	882.30	897.70		
	24-99	825.00	836.00	850.30	859.10	865.70	872.30	887.70		
	100-399	820.00	831.00	845.30	854.10	860.70	867.30	882.70		
	400+	817.50	828.50	842.80	851.60	858.20	864.80	880.20		

8611-30-IFWBP Tapered Leg Barstool									Specification	Other
	Quantity	COM/ Gr.4	Gr.5	Gr.6	Gr.7	Gr.8	Gr.9	Gr.10	26-1/4" w x 23-1/2" d x 41-1/4" h Arm Height: 37-1/4" COM: 1.10 yds. Actual Weight: 26 lbs. Shipping Weight: 38 lbs. Freight Class: 250 1 per carton, 18.5 cu.ft. Recycled Content: 16.56%	Non-marring clear butyrate glides. Footrest: Specify Gold (GAF), Satin Silver (SSF), or Black (BAF).
	1-9	885.00	896.00	910.30	919.10	925.70	932.30	947.70		
	10-49	875.00	886.00	900.30	909.10	915.70	922.30	937.70		
	50-99	870.00	881.00	895.30	904.10	910.70	917.30	932.70		
	100+	867.50	878.50	892.80	901.60	908.20	914.80	930.20		

Standard Features

Standard Powdercoat Colors:

Standard powdercoat finishes, except on 8650-C-IFWBP.

Standard veneer in maple. Refer to Finish/Color Selector for stain colors and page 17 for premier stain upcharge.



Options

Optional Plated Finishes: (50 piece minimum)

8611-IFWBP:

Chrome, specify C1: add \$50.00.
Satin Nickel Chrome, specify SNC, add \$60.00.

8611-30-IFWBP:

Chrome, specify C1: add \$106.90.
Satin Nickel Chrome, specify SNC, add \$116.90.

Less than minimum:

1-23, add: \$15.00.
24-49, add: \$7.50.

7523: For optional chrome column with polished aluminum base, specify CPA, add \$40.25.
(Extended lead time, contact MTS)

8650-C: For optional powdercoat with black column, specify PCB and BPC. For optional powdercoat with chrome column, specify PCB only.

Models 8611-30-IFWBP and 8611-IFWBP: Premium metal base glide: add \$5.00. Specify MBG.

Textile Options:

- For pricing on grades 11-24, refer to the Upholstery Grading Chart on page 18.
- For textile selections, grades 4-10, refer to the Finish/Color Selector.
- COM (Customer's Own Material), refer to page 15.






To Order:

All orders must specify:

- Ship To address.
- Any critical opening dates.
- Model number.
- Frame finish by number and color name.
- Upholstery selection by pattern name, color number and name.
- Stain color and number.



Inessa "I" | Finished Wood with Back Pad

8601-IFWBP Straight Leg Base Chair								Specification	Other
	Quantity	COM/ Gr.4	Gr.5	Gr.6	Gr.7	Gr.8	Gr.9	Gr.10	26-1/4"w x 23-1/2"d x 29-1/4"h Arm Height: 25-1/4" COM: 1.10 yds. Actual Weight: 20 lbs. Shipping Weight: 34 lbs. Freight Class: 250 1 per carton, 17 cu.ft. Recycled Content: 13.30% Non-marring clear butyrate glides. 1" dia. straight leg.
	1-23	825.00	836.00	850.30	859.10	865.70	872.30	887.70	
	24-99	815.00	826.00	840.30	849.10	855.70	862.30	877.70	
	100-399	810.00	821.00	835.30	844.10	850.70	857.30	872.70	
	400+	807.50	818.50	832.80	841.60	848.20	854.80	870.20	
8621-IFWBP Bent Leg Base Chair								Specification	Other
	Quantity	COM/ Gr.4	Gr.5	Gr.6	Gr.7	Gr.8	Gr.9	Gr.10	26-1/4"w x 23-1/2"d x 29"h Arm Height: 24-3/8" COM: 1.10 yds. Actual Weight: 18.5 lbs. Shipping Weight: 25 lbs. Freight Class: 250 1 per carton, 17 cu.ft. Recycled Content: 8.94% Premium metal base glides standard. 3/4" dia. bent leg.
	1-23	825.00	836.00	850.30	859.10	865.70	872.30	887.70	
	24-99	815.00	826.00	840.30	849.10	855.70	862.30	877.70	
	100-399	810.00	821.00	835.30	844.10	850.70	857.30	872.70	
	400+	807.50	818.50	832.80	841.60	848.20	854.80	870.20	
8621-30-IFWBP Bent Leg Base Barstool								Specification	Other
	Quantity	COM/ Gr.4	Gr.5	Gr.6	Gr.7	Gr.8	Gr.9	Gr.10	26-1/4"w x 25"d x 40-1/4"h Arm Height: 36-3/8" COM: 1.10 yds. Actual Weight: 23 lbs. Shipping Weight: 39.5 lbs. Freight Class: 250 1 per carton, 19.64 cu.ft. Recycled Content: 14.30% 3/4" dia. bent leg. Premium metal base glides standard.
	1-9	875.00	886.00	900.30	909.10	915.70	922.30	937.70	
	10-49	865.00	876.00	890.30	899.10	905.70	912.30	927.70	
	50-99	860.00	871.00	885.30	894.10	900.70	907.30	922.70	
	100+	857.50	868.50	882.80	891.60	898.20	904.80	920.20	
8502-IFWBP Sled Base Chair								Specification	Other
	Quantity	COM/ Gr.4	Gr.5	Gr.6	Gr.7	Gr.8	Gr.9	Gr.10	26-1/4"w x 24-1/2"d x 30"h Arm Height: 25-3/8" COM: 1.10 yds. Actual Weight: 21.5 lbs. Shipping Weight: 34 lbs. Freight Class: 250 1 per carton, 17 cu.ft. Recycled Content: 12.86% Non-marring clear butyrate glides.
	1-23	880.00	891.00	905.30	914.10	920.70	927.30	942.70	
	24-99	870.00	881.00	895.30	904.10	910.70	917.30	932.70	
	100-399	865.00	876.00	890.30	899.10	905.70	912.30	927.70	
	400+	862.50	873.50	887.80	896.60	903.20	909.80	925.20	
8900-IFWBP Spider Pedestal Base Swivel Chair								Specification	Other
	Quantity	COM/ Gr.4	Gr.5	Gr.6	Gr.7	Gr.8	Gr.9	Gr.10	26-1/4"w x 23"d x 30-1/4"h Arm Height: 25-1/4" COM: 1.10 yds. Actual Weight: 21.5 lbs. Shipping Weight: 34 lbs. Freight Class: 250 1 per carton, 17 cu.ft. Recycled Content: 2.79% Polypropylene white glides. Polished aluminum finish on .
	1-23	962.50	973.50	987.80	996.60	1003.20	1009.80	1025.20	
	24-99	952.50	963.50	977.80	986.60	993.20	999.80	1015.20	
	100-399	947.50	958.50	972.80	981.60	988.20	994.80	1010.20	
	400+	945.00	956.00	970.30	979.10	985.70	992.30	1007.70	

Standard Features

Standard Powdercoat Colors:

Standard powdercoat finishes, except on 8900-IFWBP.

Standard veneer in maple. Refer to Finish/Color Selector for stain colors and page 17 for premier stain upcharge.



Options

Optional Plated Finishes: (50 piece minimum)

8601-IFWBP:

Chrome, specify C1: add \$50.00.

Satin Nickel Chrome: specify SNC, add \$60.00.

8621-IFWBP and 8621-30-IFWBP:

Chrome, specify C1: add \$35.00. Barstool add: \$112.30.

Satin Nickel Chrome: specify SNC, add \$45.00. Barstool, add: \$122.30.

8502-IFWBP:

Chrome, specify C1: add \$63.00.

Satin Nickel Chrome: specify SNC, add \$73.00.

Less than minimum:

1-23, add: \$15.00.

24-49, add: \$7.50.

Black Caster Option:



For 8900 only. Add
"-C" to model number,
add: \$68.75


Model 8601-IFWB: Premium metal base
glide: add \$5.00. Specify MBG.


Textile Options:


- For pricing on grades 11-24, refer to the Upholstery Grading Chart on page 18.
- For textile selections, grades 4-10, refer to the Finish/Color Selector.
- COM (Customer's Own Material), refer to page 15.




Inessa "I" | Finished Wood with Back Pad

8926-16-IFWBP Tapered Cross Pedestal Base Swivel Lounge Chair									Specification	Other
	Quantity	COM/ Gr.4	Gr.5	Gr.6	Gr.7	Gr.8	Gr.9	Gr.10	26-1/4"w x 23-1/2"d x 27-3/4"h Arm Height: 23-3/8" COM: 1.10 yds. Actual Weight: 33.5 lbs. Shipping Weight: 53 lbs. Freight Class: 250 1 per carton, 20.35 cu.ft. Recycled Content: 20.60%	16" lounge seat height. Black manually adjustable glide.
	1-23	1105.00	1116.00	1130.30	1139.10	1145.70	1152.30	1167.70		
	24-99	1095.00	1106.00	1120.30	1129.10	1135.70	1142.30	1157.70		
	100-399	1090.00	1101.00	1115.30	1124.10	1130.70	1137.30	1152.70		
	400+	1087.50	1098.50	1112.80	1121.60	1128.20	1134.80	1150.20		

8926-18-IFWBP Tapered Cross Pedestal Base Swivel Chair									Specification	Other
	Quantity	COM/ Gr.4	Gr.5	Gr.6	Gr.7	Gr.8	Gr.9	Gr.10	26-1/4"w x 23-1/2"d x 29-3/4"h Arm Height: 25-3/8" COM: 1.10 yds. Actual Weight: 34 lbs. Shipping Weight: 54 lbs. Freight Class: 250 1 per carton, 20.35 cu.ft. Recycled Content: 20.79%	18" standard seat height. Black manually adjustable glide.
	1-23	1100.00	1111.00	1125.30	1134.10	1140.70	1147.30	1162.70		
	24-99	1090.00	1101.00	1115.30	1124.10	1130.70	1137.30	1152.70		
	100-399	1085.00	1096.00	1110.30	1119.10	1125.70	1132.30	1147.70		
	400+	1082.50	1093.50	1107.80	1116.60	1123.20	1129.80	1145.20		

WL01-IFWBP Tapered Round Wood Leg Chair									Specification	Other
	Quantity	COM/ Gr.4	Gr.5	Gr.6	Gr.7	Gr.8	Gr.9	Gr.10	26-1/4"w x 23-1/2"d x 29-1/2"h Arm Height: 25-1/2" COM: 1.10 yds. Actual Weight: 21 lbs. Shipping Weight: 33 lbs. Freight Class: 250 1 per carton, 17 cu.ft. Recycled Content: 1.53%	Premium Metal Base Glides.
	1-23	1180.00	1191.00	1205.30	1214.10	1220.70	1227.30	1242.70		
	24-99	1170.00	1181.00	1195.30	1204.10	1210.70	1217.30	1232.70		
	100-399	1165.00	1176.00	1190.30	1199.10	1205.70	1212.30	1227.70		
	400+	1162.50	1173.50	1187.80	1196.60	1203.20	1209.80	1225.20		

WLBS130-IFWBP Tapered Round Wood Leg Barstool									Specification	Other
	Quantity	COM/ Gr.4	Gr.5	Gr.6	Gr.7	Gr.8	Gr.9	Gr.10	26-1/4"w x 23-1/2"d x 41-1/2"h Arm Height: 37-1/2" COM: 1.10 yds. Actual Weight: 26.5 lbs. Shipping Weight: 38.5 lbs. Freight Class: 250 1 per carton, 18.5 cu.ft. Recycled Content: 1.66%	Premium Metal Base Glides.
	1-9	1290.00	1301.00	1315.30	1324.10	1330.70	1337.30	1352.70		
	10-49	1280.00	1291.00	1305.30	1314.10	1320.70	1327.30	1342.70		
	50-99	1275.00	1286.00	1300.30	1309.10	1315.70	1322.30	1337.70		
	100+	1272.50	1283.50	1297.80	1306.60	1313.20	1319.80	1335.20		

Standard Features

Standard Powdercoat Colors:

Standard powdercoat finishes

Standard veneer shell and/or legs in maple.
Refer to Finish/Color Selector for stain colors
and page 17 for premier stain upcharge.



Options

Optional Plated Finishes: (50 piece minimum)

Less than minimum:
1-23, add: \$15.00.
24-49, add: \$7.50.

8926 Chairs:

Chrome, specify C1: add \$227.85
Satin Nickel Chrome, specify SNC, add \$147.85.

WL01-IFWBP:

Chrome, specify C1: add \$32.25
Satin Nickel Chrome, specify SNC, add \$42.25

WLBS130-IFWBP:

Chrome, specify C1: add \$61.60
Satin Nickel Chrome, specify SNC, add \$71.60

Textile Options:

- For pricing on grades 11-24, refer to the Upholstery Grading Chart on page 18.
- For textile selections, grades 4-10, refer to the Finish/Color Selector.
- COM (Customer's Own Material), refer to page 15.


To Order:


All orders must specify:

1. Ship To address.
2. Any critical opening dates.
3. Model number.
4. Frame finish by number and color name.
5. Upholstery selection by pattern name, color number and name.
6. Stain color and number.



Inessa "I" | Finished Wood with Back Pad

WL60-IFWBP Wood Leg Swivel Chair								Specification	Other
	Quantity	COM/ Gr.4	Gr.5	Gr.6	Gr.7	Gr.8	Gr.9	Gr.10	26-1/4"w x 23"d x 29"h COM: 1.1 yds. Actual Weight: 24.4 lbs. Shipping Weight: 34.4 lbs. Freight Class: 250 1 per carton, 17 cu.ft. Recycled Content: 7.32%
	1-23	1430.00	1441.00	1455.30	1464.10	1470.70	1477.30	1492.70	
	24-99	1420.00	1431.00	1445.30	1454.10	1460.70	1467.30	1482.70	
	100-399	1415.00	1426.00	1440.30	1449.10	1455.70	1462.30	1477.70	
	400+	1412.50	1423.50	1437.80	1446.60	1453.20	1459.80	1475.20	

WL70-IFWBP Wood Bent Ply Leg Chair								Specification	Other
	Quantity	COM/ Gr.4	Gr.5	Gr.6	Gr.7	Gr.8	Gr.9	Gr.10	28"w x 23-3/4"d x 27-3/4"h COM: 1.1 yds. Actual Weight: 18.5 lbs. Shipping Weight: 33.5 lbs. Freight Class: 250 1 per carton, 17 cu.ft. Recycled Content: 0.00%
	1-23	1120.00	1131.00	1145.30	1154.10	1160.70	1167.30	1182.70	
	24-99	1110.00	1121.00	1135.30	1144.10	1150.70	1157.30	1172.70	
	100-399	1105.00	1116.00	1130.30	1139.10	1145.70	1152.30	1167.70	
	400+	1102.50	1113.50	1127.80	1136.60	1143.20	1149.80	1165.20	

Standard Features

Standard Powdercoat Colors:

Standard powdercoat finishes

Standard veneer shell and/or legs in maple.
Refer to Finish/Color Selector for stain colors
and page 17 for premier stain upcharge.



Options

Optional Plated Finishes: (50 piece minimum)

Less than minimum:
1-23, add: \$15.00.
24-49, add: \$7.50.

8926 Chairs:

Chrome, specify C1: add \$227.85
Satin Nickel Chrome, specify SNC, add \$147.85.

WL01-IFWBP:

Chrome, specify C1: add \$32.25
Satin Nickel Chrome, specify SNC, add \$42.25

WLBS130-IFWBP:

Chrome, specify C1: add \$61.60
Satin Nickel Chrome, specify SNC, add \$71.60

Textile Options:

- For pricing on grades 11-24, refer to the Upholstery Grading Chart on page 18.
- For textile selections, grades 4-10, refer to the Finish/Color Selector.
- COM (Customer's Own Material), refer to page 15.

To Order:


All orders must specify:


1. Ship To address.
2. Any critical opening dates.
3. Model number.
4. Frame finish by number and color name.
5. Upholstery selection by pattern name, color number and name.
6. Stain color and number.





Inessa "U2"

Products on this page are covered by the following Patents and/or Patents pending: #D822,418 S

7523-C-U2		Swivel Pedestal Caster Chair							Specification	Other
	Quantity	COM/ Gr.4	Gr.5	Gr.6	Gr.7	Gr.8	Gr.9	Gr.10	27"w x 25"d x 32-1/2"h Arm Height: 27" COM: 2.25 yds. Actual Weight: 23.5 lbs. Shipping Weight: 34 lbs. Freight Class: 250 1 per carton, 17 cu.ft. Recycled Content: 6.7%	Black Twin Wheel Casters standard. Without casters: remove (-C) from model number.
	1-23	745.00	767.50	796.75	814.75	828.25	841.75	873.25		
	24-99	735.00	757.50	786.75	804.75	818.25	831.75	863.25		
	100-399	730.00	752.50	781.75	799.75	813.25	826.75	858.25		
	400+	727.50	750.00	779.25	797.25	810.75	824.25	855.75		

8650-C-U2		Swivel/Tilt Pedestal Caster Chair							Specification	Other
	Quantity	COM/ Gr.4	Gr.5	Gr.6	Gr.7	Gr.8	Gr.9	Gr.10	27"w x 25-3/4"d x 34-1/2"h Arm Height: 24-1/4" COM: 2.25 yds. Actual Weight: 28.2 lbs. Shipping Weight: 38.5 lbs. Freight Class: 250 1 per carton, 17 cu.ft. Recycled Content: 8.07%	Gas lift travel: 4-1/4" Overall back ht: 30-1/4" - 34-1/2" Black Twin Wheel Casters standard. Polished aluminum standard.
	1-23	770.00	792.50	821.75	839.75	853.25	866.75	898.25		
	24-99	760.00	782.50	811.75	829.75	843.25	856.75	888.25		
	100-399	755.00	777.50	806.75	824.75	838.25	851.75	883.25		
	400+	752.50	775.00	804.25	822.25	835.75	849.25	880.75		

8611-U2		Tapered Leg Chair							Specification	Other
	Quantity	COM/ Gr.4	Gr.5	Gr.6	Gr.7	Gr.8	Gr.9	Gr.10	27"w x 25-3/4"d x 32"h Arm Height: 27" COM: 2.25 yds. Actual Weight: 22.9 lbs. Shipping Weight: 34 lbs. Freight Class: 250 1 per carton, 17 cu.ft. Recycled Content: 10.55%	Non-marring clear butyrate glides.
	1-23	680.00	702.50	731.75	749.75	763.25	776.75	808.25		
	24-99	670.00	692.50	721.75	739.75	753.25	766.75	798.25		
	100-399	665.00	687.50	716.75	734.75	748.25	761.75	793.25		
	400+	662.50	685.00	714.25	732.25	745.75	759.25	790.75		

8611-30-U2		Tapered Leg Barstool							Specification	Other
	Quantity	COM/ Gr.4	Gr.5	Gr.6	Gr.7	Gr.8	Gr.9	Gr.10	27"w x 25-1/2"d x 44"h Arm Height: 38-1/2" COM: 2.25 yds. Actual Weight: 27.5 lbs. Shipping Weight: 39.5 lbs. Freight Class: 250 1 per carton, 18.5 cu.ft. Recycled Content: 15.27%	Non-marring clear butyrate glides. Footrest: Specify Gold (GAF), Satin Silver (SSF), or Black (BAF).
	1-9	730.00	752.50	781.75	799.75	813.25	826.75	858.25		
	10-49	720.00	742.50	771.75	789.75	803.25	816.75	848.25		
	50-99	715.00	737.50	766.75	784.75	798.25	811.75	843.25		
	100+	712.50	735.00	764.25	782.25	795.75	809.25	840.75		

Standard Features

Standard Powdercoat Colors:

Standard powdercoat finishes, except on 8650-C-U2.



Options

Optional Plated Finishes: (50 piece minimum)

8611-U2:

Chrome, specify C1: add \$50.00.

Satin Nickel Chrome, specify SNC: add \$60.00.

8611-30-U2:

Chrome, specify C1: add \$106.90.

Satin Nickel Chrome, specify SNC: add \$116.90.

Less than minimum:

1-23, add: \$15.00.

24-49, add: \$7.50.

7523: For optional chrome column with polished aluminum base, specify CPA, add: \$40.25. (Extended lead time, contact MTS).

8650-C: For optional powdercoat with black column, specify PCB and BPC. For optional powdercoat with chrome column, specify PCB only.

- Models 8611-30-U2 and 8611-U2: Premium metal base glide: add \$5.00. Specify MBG.

See page 231-232
for Ottomans.

Textile Options:

- For pricing on grades 11-24, refer to the Upholstery Grading Chart on page 18.
- For textile selections, grades 4-10, refer to the Finish/Color Selector.
- COM (Customer's Own Material), refer to page 15.






To Order:

All orders must specify:

- Ship To address.
- Any critical opening dates.
- Model number.
- Frame finish by number and color name.
- Upholstery selection by pattern name, color number and name.
- Stain color and number.



Inessa "U2"

8601-U2		Straight Leg Base Chair							Specification	Other
	Quantity	COM/ Gr.4	Gr.5	Gr.6	Gr.7	Gr.8	Gr.9	Gr.10	27"w x 25-3/4"d x 32"h Arm Height: 26" COM: 2.25 yds. Actual Weight: 22.9 lbs. Shipping Weight: 34 lbs. Freight Class: 250 1 per carton, 17 cu.ft. Recycled Content: 11.46%	Non-marring clear butyrate glides. 1" dia. staight leg.
	1-23	670.00	692.50	721.75	739.75	753.25	766.75	798.25		
	24-99	660.00	682.50	711.75	729.75	743.25	756.75	788.25		
	100-399	655.00	677.50	706.75	724.75	738.25	751.75	783.25		
	400+	652.50	675.00	704.25	722.25	735.75	749.25	780.75		
8621-U2		Bent Leg Base Chair							Specification	Other
	Quantity	COM/ Gr.4	Gr.5	Gr.6	Gr.7	Gr.8	Gr.9	Gr.10	27"w x 25-1/2"d x 31-3/4"h Arm Height: 25-1/2" COM: 2.25 yds. Actual Weight: 20 lbs. Shipping Weight: 34 lbs. Freight Class: 250 1 per carton, 17 cu.ft. Recycled Content: 8.05%	Premium metal base glides standard. 3/4" dia. bent leg.
	1-23	670.00	692.50	721.75	739.75	753.25	766.75	798.25		
	24-99	660.00	682.50	711.75	729.75	743.25	756.75	788.25		
	100-399	655.00	677.50	706.75	724.75	738.25	751.75	783.25		
	400+	652.50	675.00	704.25	722.25	735.75	749.25	780.75		
8621-30-U2		Bent Leg Base Barstool							Specification	Other
	Quantity	COM/ Gr.4	Gr.5	Gr.6	Gr.7	Gr.8	Gr.9	Gr.10	27"w x 27-3/4"d x 42-3/4"h Arm Height: 37-1/2" COM: 2.25 yds. Actual Weight: 24.5 lbs. Shipping Weight: 39 lbs. Freight Class: 250 1 per carton, 19.64 cu.ft. Recycled Content: 13.43%	Premium metal base glides standard. 3/4" dia. bent leg.
	1-9	720.00	742.50	771.75	789.75	803.25	816.75	848.25		
	10-49	710.00	732.50	761.75	779.75	793.25	806.75	838.25		
	50-99	705.00	727.50	756.75	774.75	788.25	801.75	833.25		
	100+	702.50	725.00	754.25	772.25	785.75	799.25	830.75		
8502-U2		Sled Base Chair							Specification	Other
	Quantity	COM/ Gr.4	Gr.5	Gr.6	Gr.7	Gr.8	Gr.9	Gr.10	27"w x 26"d x 32"h Arm Height: 26-1/2" COM: 2.25 yds. Actual Weight: 23.6 lbs. Shipping Weight: 34 lbs. Freight Class: 250 1 per carton, 17 cu.ft. Recycled Content: 12.01%	Non-marring clear butyrate glides.
	1-23	730.00	752.50	781.75	799.75	813.25	826.75	858.25		
	24-99	720.00	742.50	771.75	789.75	803.25	816.75	848.25		
	100-399	715.00	737.50	766.75	784.75	798.25	811.75	843.25		
	400+	712.50	735.00	764.25	782.25	795.75	809.25	840.75		
8900-U2		Spider Pedestal Base Swivel Chair							Specification	Other
	Quantity	COM/ Gr.4	Gr.5	Gr.6	Gr.7	Gr.8	Gr.9	Gr.10	27"w x 25-3/4"d x 32-1/4"h Arm Height: 26-1/2" COM: 2.25 yds. Actual Weight: 22.7 lbs. Shipping Weight: 34 lbs. Freight Class: 250 1 per carton, 17 cu.ft. Recycled Content: 3.85%	White polypropylene glides. Polished aluminum finish onl .
	1-23	805.00	827.50	856.75	874.75	888.25	901.75	933.25		
	24-99	795.00	817.50	846.75	864.75	878.25	891.75	923.25		
	100-399	790.00	812.50	841.75	859.75	873.25	886.75	918.25		
	400+	787.50	810.00	839.25	857.25	870.75	884.25	915.75		

Standard Features

Standard Powdercoat Colors:

Standard powdercoat finishes, except on 8900-U2



Options

Optional Plated Finishes: (50 piece minimum)

8601-U2:

Chrome, specify C1: add \$50.00.

Satin Nickel Chrome: specify SNC, add \$60.00.

8621-U2 and 8621-30-U2:

Chair/Chrome, specify C1: add \$35.00.

Barstool/Chrome: add \$112.30.

Chair/Satin Nickel Chrome: specify SNC, add \$45.00.

Barstool/Satin Nickel Chrome: add \$122.30.

8502-U2:

Chrome, specify C1: add \$63.00.

Satin Nickel Chrome: specify SNC, add \$73.00.

Less than minimum:

1-23, add: \$15.00.

24-49, add: \$7.50.

Black Caster Option:



For 8900 only. Add
"-C" to model number,
add: \$68.75

Models 8601-U2
Premium metal base glide:
add \$5.00. Specify MBG.




See page 231-232
for Ottomans.

Textile Options:

- For pricing on grades 11-24, refer to the Upholstery Grading Chart on page 18.
- For textile selections, grades 4-10, refer to the Finish/Color Selector.
- COM (Customer's Own Material), refer to page 15.



Inessa "U2"

8720-16-U2 Round Pedestal Base Swivel Lounge Chair								Specification	Other	
	Quantity	COM/ Gr.4	Gr.5	Gr.6	Gr.7	Gr.8	Gr.9	Gr.10	27"w x 26"d x 30"h Arm Height: 24-1/2" COM: 2.25 yds. Actual Weight: 57.5 lbs. Shipping Weight: 77.5 lbs. Freight Class: 175 1 per carton, 20.96 cu.ft. Recycled Content: 21.95%	16" lounge seat height.
	1-23	965.00	987.50	1016.75	1034.75	1048.25	1061.75	1093.25		
	24-99	955.00	977.50	1006.75	1024.75	1038.25	1051.75	1083.25		
	100-399	950.00	972.50	1001.75	1019.75	1033.25	1046.75	1078.25		
	400+	947.50	970.00	999.25	1017.25	1030.75	1044.25	1075.75		
8720-18-U2 Round Pedestal Base Swivel Chair								Specification	Other	
	Quantity	COM/ Gr.4	Gr.5	Gr.6	Gr.7	Gr.8	Gr.9	Gr.10	27"w x 26"d x 32"h Arm Height: 26-1/2" COM: 2.25 yds. Actual Weight: 52.8 lbs. Shipping Weight: 72.8 lbs. Freight Class: 175 1 per carton, 20.96 cu.ft. Recycled Content: 23.69%	18" standard seat height.
	1-23	960.00	982.50	1011.75	1029.75	1043.25	1056.75	1088.25		
	24-99	950.00	972.50	1001.75	1019.75	1033.25	1046.75	1078.25		
	100-399	945.00	967.50	996.75	1014.75	1028.25	1041.75	1073.25		
	400+	942.50	965.00	994.25	1012.25	1025.75	1039.25	1070.75		
8720-30-U2 Round Pedestal Base Swivel Barstool								Specification	Other	
	Quantity	COM/ Gr.4	Gr.5	Gr.6	Gr.7	Gr.8	Gr.9	Gr.10	27"w x 26"d x 43-1/2"h Arm Height: 38" COM: 2.25 yds. Actual Weight: 58 lbs. Shipping Weight: 81 lbs. Freight Class: 175 1 per carton, 23 cu.ft. Recycled Content: 26.21%	
	1-9	1080.00	1102.50	1131.75	1149.75	1163.25	1176.75	1208.25		
	10-49	1070.00	1092.50	1121.75	1139.75	1153.25	1166.75	1198.25		
	50-99	1065.00	1087.50	1116.75	1134.75	1148.25	1161.75	1193.25		
	100+	1062.50	1085.00	1114.25	1132.25	1145.75	1159.25	1190.75		

Standard Features

Standard Powdercoat Colors:
Standard powdercoat finishes

Black manually adjustable glide.



Options

Optional Plated Finishes: (50 piece minimum)

Chairs:

Chrome, specify C1: add \$218.10.

Satin Nickel Chrome: specify SNC, add \$153.45.

Barstool:

Chrome, specify C1: add \$294.00.

Satin Nickel Chrome, specify SNC, add: \$207.55.

Less than minimum:

1-23, add: \$15.00.

24-49, add: \$7.50.

Textile Options:

• For pricing on grades 11-24, refer to the Upholstery Grading Chart on page 18.

• For textile selections, grades 4-10, refer to the Finish/Color Selector.

• COM (Customer's Own Material), refer to page 15.

See page 231-232
for Ottomans.





To Order:

All orders must specify:

1. Ship To address.
2. Any critical opening dates.
3. Model number.
4. Frame finish by number and color name.
5. Upholstery selection by pattern name, color number and name.
6. Stain color and number.



Inessa "U2"

8926-16-U2 Tapered Cross Pedestal Base Swivel Lounge Chair								Specification	Other	
	Quantity	COM/ Gr.4	Gr.5	Gr.6	Gr.7	Gr.8	Gr.9	Gr.10	27"w x 26"d x 30"h Arm Height: 24-1/2" COM: 2.25 yds. Actual Weight: 34 lbs. Shipping Weight: 53.8 lbs. Freight Class: 250 1 per carton, 20.35 cu.ft. Recycled Content: 20.30%	16" lounge seat height. Black manually adjustable glide.
	1-23	950.00	972.50	1001.75	1019.75	1033.25	1046.75	1078.25		
	24-99	940.00	962.50	991.75	1009.75	1023.25	1036.75	1068.25		
	100-399	935.00	957.50	986.75	1004.75	1018.25	1031.75	1063.25		
	400+	932.50	955.00	984.25	1002.25	1015.75	1029.25	1060.75		
8926-18-U2 Tapered Cross Pedestal Base Swivel Chair								Specification	Other	
	Quantity	COM/ Gr.4	Gr.5	Gr.6	Gr.7	Gr.8	Gr.9	Gr.10	27"w x 26"d x 32"h Arm Height: 26-1/2" COM: 2.25 yds. Actual Weight: 34.5 lbs. Shipping Weight: 54.5 lbs. Freight Class: 250 1 per carton, 20.35 cu.ft. Recycled Content: 20.55%	18" standard seat height. Black manually adjustable glide.
	1-23	945.00	967.50	996.75	1014.75	1028.25	1041.75	1073.25		
	24-99	935.00	957.50	986.75	1004.75	1018.25	1031.75	1063.25		
	100-399	930.00	952.50	981.75	999.75	1013.25	1026.75	1058.25		
	400+	927.50	950.00	979.25	997.25	1010.75	1024.25	1055.75		
WL01-U2 Tapered Round Wood Leg Chair								Specification	Other	
	Quantity	COM/ Gr.4	Gr.5	Gr.6	Gr.7	Gr.8	Gr.9	Gr.10	27"w x 25-3/4"d x 32"h Arm Height: 26-1/2" COM: 2.25 yds. Actual Weight: 23 lbs. Shipping Weight: 35 lbs. Freight Class: 250 1 per carton, 17 cu.ft. Recycled Content: 1.40%	Premium Metal Base Glides. Standard veneer shell and/or wood legs in maple. Refer to Finish/Color Selector for stain finishes and page 17 for premier stain upcharge.
	1-23	1015.00	1037.50	1066.75	1084.75	1098.25	1111.75	1143.25		
	24-99	1005.00	1027.50	1056.75	1074.75	1088.25	1101.75	1133.25		
	100-399	1000.00	1022.50	1051.75	1069.75	1083.25	1096.75	1128.25		
	400+	997.50	1020.00	1049.25	1067.25	1080.75	1094.25	1125.75		
WLBS130-U2 Tapered Round Wood Leg Barstool								Specification	Other	
	Quantity	COM/ Gr.4	Gr.5	Gr.6	Gr.7	Gr.8	Gr.9	Gr.10	27"w x 25-1/4"d x 44"h Arm Height: 37-1/2" COM: 2.25 yds. Actual Weight: 28 lbs. Shipping Weight: 40 lbs. Freight Class: 250 1 per carton, 18.5 cu.ft. Recycled Content: 1.58%	Premium Metal Base Glides. Standard veneer shell and/or wood legs in maple. Refer to Finish/Color Selector for stain finishes and page 17 for premier stain upcharge.
	1-9	1125.00	1147.50	1176.75	1194.75	1208.25	1221.75	1253.25		
	10-49	1115.00	1137.50	1166.75	1184.75	1198.25	1211.75	1243.25		
	50-99	1110.00	1132.50	1161.75	1179.75	1193.25	1206.75	1238.25		
	100+	1107.50	1130.00	1159.25	1177.25	1190.75	1204.25	1235.75		

Standard Features

Standard Powdercoat Colors:
Standard powdercoat finishes



Options

Optional Plated Finishes: (50 piece minimum)

Less than minimum:
1-23, add: \$15.00.
24-49, add: \$7.50.

8926 Chairs:

Chrome, specify C1: add \$227.85
Satin Nickel Chrome, specify SNC, add \$147.85.

WL01-U2:

Chrome, specify C1: add \$32.25
Satin Nickel Chrome, specify SNC, add \$42.25

WLBS130-U2:

Chrome, specify C1: add \$61.60
Satin Nickel Chrome, specify SNC, add \$71.60

Textile Options:

- For pricing on grades 11-24, refer to the Upholstery Grading Chart on page 18.
- For textile selections, grades 4-10, refer to the Finish/Color Selector.
- COM (Customer's Own Material), refer to page 15.

See page 231-232
for Ottomans.


To Order:


All orders must specify:

1. Ship To address.
2. Any critical opening dates.
3. Model number.
4. Frame finish by number and color name.
5. Upholstery selection by pattern name, color number and name.
6. Stain color and number.



Inessa “U2”

WL60-U2		Wood Leg Swivel Chair							Specification	Other
	Quantity	COM/ Gr.4	Gr.5	Gr.6	Gr.7	Gr.8	Gr.9	Gr.10	27"w x 25.3/4"d x 31"h COM: 2.25 yds. Actual Weight: 25.6 lbs. Shipping Weight: 35.6 lbs. Freight Class: 250 1 per carton, 17 cu.ft. Recycled Content: 6.97%	
	1-23	1265.00	1287.50	1316.75	1334.75	1348.25	1361.75	1393.25		
	24-99	1255.00	1277.50	1306.75	1324.75	1338.25	1351.75	1383.25		
	100-399	1250.00	1272.50	1301.75	1319.75	1333.25	1346.75	1378.25		
	400+	1247.50	1270.00	1299.25	1317.25	1330.75	1344.25	1375.75		

WL70-U2		Wood Bent Ply Leg Chair							Specification	Other
	Quantity	COM/ Gr.4	Gr.5	Gr.6	Gr.7	Gr.8	Gr.9	Gr.10	27"w x 26"d x 30-1/2"h COM: 2.25 yds. Actual Weight: 20 lbs. Shipping Weight: 33.5 lbs. Freight Class: 250 1 per carton, 17 cu.ft. Recycled Content: 0.00%	
	1-23	955.00	977.50	1006.75	1024.75	1038.25	1051.75	1083.25		
	24-99	945.00	967.50	996.75	1014.75	1028.25	1041.75	1073.25		
	100-399	940.00	962.50	991.75	1009.75	1023.25	1036.75	1068.25		
	400+	937.50	960.00	989.25	1007.25	1020.75	1034.25	1065.75		

Standard Features

Premium Metal Base Glides.	Standard veneer in maple. Refer to Finish/ Color Selector for stain colors and page 17 for premier stain upcharge.
----------------------------	--

Options

Textile Options:

- For pricing on grades 11-24, refer to the Upholstery Grading Chart on page 18.
- For textile selections, grades 4-10, refer to the Finish/Color Selector.
- COM (Customer's Own Material), refer to page 15.

See page 231-232
for Ottomans.


To Order:


- All orders must specify:**
1. Ship To address.
 2. Any critical opening dates.
 3. Model number.
 4. Frame finish by number and color name.
 5. Upholstery selection by pattern name, color number and name.
 6. Stain color and number.





Inessa "U2" | Finished Wood

Products on this page are covered by the following Patents and/or Patents pending: #D822,418 S

7523-C-U2FW Swivel Pedestal Caster Chair									Specification	Other
	Quantity	COM/ Gr.4	Gr.5	Gr.6	Gr.7	Gr.8	Gr.9	Gr.10	25"w x 24-3/4"d x 30-3/4"h Arm Height: 25-1/4" COM: .50 yds. Actual Weight: 20 lbs. Shipping Weight: 34.5 lbs. Freight Class: 250 1 per carton, 17 cu.ft. Recycled Content: 6.76%	Black Twin Wheel Casters standard. Without casters: remove (-C) from model number.
	1-23	870.00	875.00	881.50	885.50	888.50	891.50	898.50		
	24-99	860.00	865.00	871.50	875.50	878.50	881.50	888.50		
	100-399	855.00	860.00	866.50	870.50	873.50	876.50	883.50		
	400+	852.50	857.50	864.00	868.00	871.00	874.00	881.00		

8650-C-U2FW Swivel/Tilt Pedestal Caster Chair									Specification	Other
	Quantity	COM/ Gr.4	Gr.5	Gr.6	Gr.7	Gr.8	Gr.9	Gr.10	25"w x 24-1/2"d x 34-1/4"h Arm Height: 23-1/4" COM: .50 yds. Actual Weight: 25 lbs. Shipping Weight: 35 lbs. Freight Class: 250 1 per carton, 17 cu.ft. Recycled Content: 6.16%	Gas lift travel 4-1/4" Overall back ht: 30" - 34-1/4" Black Twin Wheel Casters standard. Polished aluminum standard.
	1-23	895.00	900.00	906.50	910.50	913.50	916.50	923.50		
	24-99	885.00	890.00	896.50	900.50	903.50	906.50	913.50		
	100-399	880.00	885.00	891.50	895.50	898.50	901.50	908.50		
	400+	877.50	882.50	889.00	893.00	896.00	899.00	906.00		

8611-U2FW Tapered Leg Chair									Specification	Other
	Quantity	COM/ Gr.4	Gr.5	Gr.6	Gr.7	Gr.8	Gr.9	Gr.10	25"w x 24"d x 30-1/2"h Arm Height: 24-7/8" COM: .50 yds. Actual Weight: 19 lbs. Shipping Weight: 34 lbs. Freight Class: 250 1 per carton, 17 cu.ft. Recycled Content: 14.00%	Non-marring clear butyrate glides.
	1-23	805.00	810.00	816.50	820.50	823.50	826.50	833.50		
	24-99	795.00	800.00	806.50	810.50	813.50	816.50	823.50		
	100-399	790.00	795.00	801.50	805.50	808.50	811.50	818.50		
	400+	787.50	792.50	799.00	803.00	806.00	809.00	816.00		

8611-30-U2FW Tapered Leg Barstool									Specification	Other
	Quantity	COM/ Gr.4	Gr.5	Gr.6	Gr.7	Gr.8	Gr.9	Gr.10	25"w x 24-1/4"d x 42-1/2"h Arm Height: 36-7/8" COM: .50 yds. Actual Weight: 24.5 lbs. Shipping Weight: 37 lbs. Freight Class: 250 1 per carton, 18.5 cu.ft. Recycled Content: 17.57%	Non-marring clear butyrate glides. Footrest: Specify Gold (GAF), Satin Silver (SSF), or Black (BAF).
	1-9	855.00	860.00	866.50	870.50	873.50	876.50	883.50		
	10-49	845.00	850.00	856.50	860.50	863.50	866.50	873.50		
	50-99	840.00	845.00	851.50	855.50	858.50	861.50	868.50		
	100+	837.50	842.50	849.00	853.00	856.00	859.00	866.00		

Standard Features

Standard Powdercoat Colors:

Standard powdercoat finishes, except on 8650-C-U2FW.

Standard veneer in maple. Refer to Finish/Color Selector for stain colors and page 17 for premier stain upcharge.



Options

Optional Plated Finishes: (50 piece minimum)

8611-U2FW:

Chrome, specify C1: add \$50.00.
Satin Nickel Chrome, specify SNC: add \$60.00.

8611-30-U2FW:

Chrome, specify C1: add \$106.90.
Satin Nickel Chrome, specify SNC: add \$116.90.

Less than minimum:

1-23, add: \$15.00.
24-49, add: \$7.50.

7523: For optional chrome column with polished aluminum base, specify CPA, add: \$40.25.
(Extended lead time, contact MTS).

8650-C: For optional powdercoat with black column, specify PCB and BPC. For optional powdercoat with chrome column, specify PCB only.

- Models 8611-30-U2FW and 8611-U2FW: Premium metal base glide: add \$5.00. Specify MBG.

Textile Options:

- For pricing on grades 11-24, refer to the Upholstery Grading Chart on page 18.
- For textile selections, grades 4-10, refer to the Finish/Color Selector.
- COM (Customer's Own Material), refer to page 15.






To Order:

All orders must specify:

- Ship To address.
- Any critical opening dates.
- Model number.
- Frame finish by number and color name.
- Upholstery selection by pattern name, color number and name.
- Stain color and number.



Inessa "U2" | Finished Wood

8601-U2FW Straight Leg Base Chair								Specification	Other
	Quantity	COM/ Gr.4	Gr.5	Gr.6	Gr.7	Gr.8	Gr.9	Gr.10	25"w x 24"d x 30-1/2"h Arm Height: 24-7/8" COM: .50 yds. Actual Weight: 19 lbs. Shipping Weight: 34 lbs. Freight Class: 250 1 per carton, 17 cu.ft. Recycled Content: 14.00% Non-marring clear butyrate glides. 1" dia. straight leg.
	1-23	795.00	800.00	806.50	810.50	813.50	816.50	823.50	
	24-99	785.00	790.00	796.50	800.50	803.50	806.50	813.50	
	100-399	780.00	785.00	791.50	795.50	798.50	801.50	808.50	
	400+	777.50	782.50	789.00	793.00	796.00	799.00	806.00	
8621-U2FW Bent Leg Base Chair								Specification	Other
	Quantity	COM/ Gr.4	Gr.5	Gr.6	Gr.7	Gr.8	Gr.9	Gr.10	25"w x 24"d x 30-1/2"h Arm Height: 24-7/8" COM: .50 yds. Actual Weight: 19 lbs. Shipping Weight: 34 lbs. Freight Class: 250 1 per carton, 17 cu.ft. Recycled Content: 14.00% Premium metal base glides standard. 3/4" dia. bent leg.
	1-23	795.00	800.00	806.50	810.50	813.50	816.50	823.50	
	24-99	785.00	790.00	796.50	800.50	803.50	806.50	813.50	
	100-399	780.00	785.00	791.50	795.50	798.50	801.50	808.50	
	400+	777.50	782.50	789.00	793.00	796.00	799.00	806.00	
8621-30-U2FW Bent Leg Base Barstool								Specification	Other
	Quantity	COM/ Gr.4	Gr.5	Gr.6	Gr.7	Gr.8	Gr.9	Gr.10	25"w x 25-3/4"d x 41-3/4"h Arm Height: 36-1/4" COM: .50 yds. Actual Weight: 21.5 lbs. Shipping Weight: 39 lbs. Freight Class: 250 1 per carton, 19.64 cu.ft. Recycled Content: 15.30% Premium metal base glides standard. 3/4" dia. bent leg.
	1-9	845.00	850.00	856.50	860.50	863.50	866.50	873.50	
	10-49	835.00	840.00	846.50	850.50	853.50	856.50	863.50	
	50-99	830.00	835.00	841.50	845.50	848.50	851.50	858.50	
	100+	827.50	832.50	839.00	843.00	846.00	849.00	856.00	
8502-U2FW Sled Base Chair								Specification	Other
	Quantity	COM/ Gr.4	Gr.5	Gr.6	Gr.7	Gr.8	Gr.9	Gr.10	25"w x 24-1/2"d x 31-1/4"h Arm Height: 25-1/2" COM: .50 yds. Actual Weight: 20 lbs. Shipping Weight: 30 lbs. Freight Class: 250 1 per carton, 17 cu.ft. Recycled Content: 13.83% Non-marring clear butyrate glides.
	1-23	855.00	860.00	866.50	870.50	873.50	876.50	883.50	
	24-99	845.00	850.00	856.50	860.50	863.50	866.50	873.50	
	100-399	840.00	845.00	851.50	855.50	858.50	861.50	868.50	
	400+	837.50	842.50	849.00	853.00	856.00	859.00	866.00	
8900-U2FW Spider Pedestal Base Swivel Chair								Specification	Other
	Quantity	COM/ Gr.4	Gr.5	Gr.6	Gr.7	Gr.8	Gr.9	Gr.10	25"w x 23-1/2"d x 31-1/2"h Arm Height: 25-3/8" COM: .50 yds. Actual Weight: 19.5 lbs. Shipping Weight: 34 lbs. Freight Class: 250 1 per carton, 17 cu.ft. Recycled Content: 3.05% Polypropylene white glides. Polished aluminum finish onl .
	1-23	930.00	935.00	941.50	945.50	948.50	951.50	958.50	
	24-99	920.00	925.00	931.50	935.50	938.50	941.50	948.50	
	100-399	915.00	920.00	926.50	930.50	933.50	936.50	943.50	
	400+	912.50	917.50	924.00	928.00	931.00	934.00	941.00	

Standard Features

Standard Powdercoat Colors:

Standard powdercoat finishes, except on 8900-U2F

Standard veneer in maple. Refer to Finish/
Color Selector for stain colors and page 17 for
premier stain upcharge.



Options

Optional Plated Finishes: (50 piece minimum)

8601-U2FW:

Chrome, specify C1: add \$50.00.

Satin Nickel Chrome: specify SNC, add \$60.00.

8621-U2FW and 8621-30-U2FW:

Chair/Chrome, specify C1: add \$35.00.

Barstool/Chrome: add \$112.30.

Chair/Satin Nickel Chrome: specify SNC, add \$45.00.

Barstool/Satin Nickel Chrome: add \$122.30.

8502-U2FW:

Chrome, specify C1: add \$63.00.

Satin Nickel Chrome: specify SNC, add \$73.00.

Less than minimum:

1-23, add: \$15.00.

24-49, add: \$7.50.

Black Caster Option:



For 8900 only. Add
"-C" to model number,
add: \$68.75


Models 8601-U2FW Premium
metal base glide: add \$5.00. Specify MBG.


Textile Options:

- For pricing on grades 11-24, refer to the Upholstery Grading Chart on page 18.
- For textile selections, grades 4-10, refer to the Finish/Color Selector.
- COM (Customer's Own Material), refer to page 15.



Inessa “U2” | Finished Wood

WL60-U2FW Wood Leg Swivel Chair									Specification	Other
	Quantity	COM/ Gr.4	Gr.5	Gr.6	Gr.7	Gr.8	Gr.9	Gr.10	25"w x 23-1/2"d x 30-1/4"h COM: .50 yds. Actual Weight: 22.4 lbs. Shipping Weight: 32.4 lbs. Freight Class: 250 1 per carton, 17 cu.ft. Recycled Content: 7.97%	
	1-23	1390.00	1395.00	1401.50	1405.50	1408.50	1411.50	1418.50		
	24-99	1380.00	1385.00	1391.50	1395.50	1398.50	1401.50	1408.50		
	100-399	1375.00	1380.00	1386.50	1390.50	1393.50	1396.50	1403.50		
	400+	1372.50	1377.50	1384.00	1388.00	1391.00	1394.00	1401.00		





WL70-U2FW Wood Bent Ply Leg Chair									Specification	Other
	Quantity	COM/ Gr.4	Gr.5	Gr.6	Gr.7	Gr.8	Gr.9	Gr.10	25"w x 24-1/2"d x 29"h COM: .50 yds. Actual Weight: 17 lbs. Shipping Weight: 28 lbs. Freight Class: 250 1 per carton, 17 cu.ft. Recycled Content: 0.00%	
	1-23	1080.00	1085.00	1091.50	1095.50	1098.50	1101.50	1108.50		
	24-99	1070.00	1075.00	1081.50	1085.50	1088.50	1091.50	1098.50		
	100-399	1065.00	1070.00	1076.50	1080.50	1083.50	1086.50	1093.50		
	400+	1062.50	1067.50	1074.00	1078.00	1081.00	1084.00	1091.00		

Standard Features	
Premium Metal Base Glides.	Standard veneer in maple. Refer to Finish/ Color Selector for stain colors and page 17 for premier stain upcharge.

Options		To Order:
Textile Options: <ul style="list-style-type: none">For pricing on grades 11-24, refer to the Upholstery Grading Chart on page 18.For textile selections, grades 4-10, refer to the Finish/Color Selector.COM (Customer's Own Material), refer to page 15. <div>See page 231-232 for Ottomans.</div>		All orders must specify: <ol style="list-style-type: none">Ship To address.Any critical opening dates.Model number.Frame finish by number and color name.Upholstery selection by pattern name, color number and name.Stain color and number.



Inessa "U2" | Finished Wood

8926-16-U2FW Tapered Cross Pedestal Base Swivel Lounge Chair									Specification	Other
	Quantity	COM/ Gr.4	Gr.5	Gr.6	Gr.7	Gr.8	Gr.9	Gr.10	25"w x 24"d x 29"h Arm Height: 23-1/4" COM: .50 yds. Actual Weight: 32 lbs. Shipping Weight: 51.8 lbs. Freight Class: 250 1 per carton, 20.35 cu.ft. Recycled Content: 21.57%	16" lounge seat height. Black manually adjustable glide.
	1-23	1075.00	1080.00	1086.50	1090.50	1093.50	1096.50	1103.50		
	24-99	1065.00	1070.00	1076.50	1080.50	1083.50	1086.50	1093.50		
	100-399	1060.00	1065.00	1071.50	1075.50	1078.50	1081.50	1088.50		
	400+	1057.50	1062.50	1069.00	1073.00	1076.00	1079.00	1086.00		
8926-18-U2FW Tapered Cross Pedestal Base Swivel Chair									Specification	Other
	Quantity	COM/ Gr.4	Gr.5	Gr.6	Gr.7	Gr.8	Gr.9	Gr.10	25"w x 24"d x 31"h Arm Height: 25-1/4" COM: .50 yds. Actual Weight: 32.5 lbs. Shipping Weight: 52.5 lbs. Freight Class: 250 1 per carton, 20.35 cu.ft. Recycled Content: 21.75%	18" standard seat height. Black manually adjustable glide.
	1-23	1070.00	1075.00	1081.50	1085.50	1088.50	1091.50	1098.50		
	24-99	1060.00	1065.00	1071.50	1075.50	1078.50	1081.50	1088.50		
	100-399	1055.00	1060.00	1066.50	1070.50	1073.50	1076.50	1083.50		
	400+	1052.50	1057.50	1064.00	1068.00	1071.00	1074.00	1081.00		
WL01-U2FW Tapered Round Wood Leg Chair									Specification	Other
	Quantity	COM/ Gr.4	Gr.5	Gr.6	Gr.7	Gr.8	Gr.9	Gr.10	25"w x 24"d x 30-1/2"h Arm Height: 25" COM: 0.50 yds. Actual Weight: 19.5 lbs. Shipping Weight: 31.5 lbs. Freight Class: 250 1 per carton, 17 cu.ft. Recycled Content: 1.65%	Premium Metal Base Glides.
	1-23	1140.00	1145.00	1151.50	1155.50	1158.50	1161.50	1168.50		
	24-99	1130.00	1135.00	1141.50	1145.50	1148.50	1151.50	1158.50		
	100-399	1125.00	1130.00	1136.50	1140.50	1143.50	1146.50	1153.50		
	400+	1122.50	1127.50	1134.00	1138.00	1141.00	1144.00	1151.00		
WLBS130-U2FW Tapered Round Wood Leg Barstool									Specification	Other
	Quantity	COM/ Gr.4	Gr.5	Gr.6	Gr.7	Gr.8	Gr.9	Gr.10	25"w x 24-1/4"d x 42-1/2"h Arm Height: 37" COM: 0.50 yds. Actual Weight: 26 lbs. Shipping Weight: 38 lbs. Freight Class: 250 1 per carton, 18.5 cu.ft. Recycled Content: 1.70%	Premium Metal Base Glides.
	1-9	1250.00	1255.00	1261.50	1265.50	1268.50	1271.50	1278.50		
	10-49	1240.00	1245.00	1251.50	1255.50	1258.50	1261.50	1268.50		
	50-99	1235.00	1240.00	1246.50	1250.50	1253.50	1256.50	1263.50		
	100+	1232.50	1237.50	1244.00	1248.00	1251.00	1254.00	1261.00		

Standard Features

Standard Powdercoat Colors:
Standard powdercoat finishes

Standard veneer shell and/or legs in maple.
Refer to Finish/Color Selector for stain colors
and page 17 for premier stain upcharge.



Options

Optional Plated Finishes:
(50 piece minimum)

Less than minimum:
1-23, add: \$15.00.
24-49, add: \$7.50.

8926 Chairs:

Chrome, specify C1: add \$227.85
Satin Nickel Chrome, specify SNC, add \$147.85.

WL01-U2FW:

Chrome, specify C1: add \$32.25
Satin Nickel Chrome, specify SNC, add \$42.25

WLBS130-U2FW:

Chrome, specify C1: add \$61.60
Satin Nickel Chrome, specify SNC, add \$71.60

Textile Options:

- For pricing on grades 11-24, refer to the Upholstery Grading Chart on page 18.
- For textile selections, grades 4-10, refer to the Finish/Color Selector.
- COM (Customer's Own Material), refer to page 15.

To Order:


All orders must specify:


- Ship To address.
- Any critical opening dates.
- Model number.
- Frame finish by number and color name.
- Upholstery selection by pattern name, color number and name.
- Stain color and number.





Inessa "U2" | Finished Wood with Back Pad

Products on this page are covered by the following Patents and/or Patents pending: #D822,418 S

7523-C-U2FWBP Swivel Pedestal Caster Chair									Specification	Other
	Quantity	COM/ Gr.4	Gr.5	Gr.6	Gr.7	Gr.8	Gr.9	Gr.10	25"w x 24-3/4"d x 30-3/4"h Arm Height: 25-1/4" COM: 1.10 yds. Actual Weight: 21.5 lbs. Shipping Weight: 34.5 lbs. Freight Class: 250 1 per carton, 17 cu.ft. Recycled Content: 6.38%	Black Twin Wheel Casters standard. Without casters: remove (-C) from model number.
	1-23	920.00	931.00	945.30	954.10	960.70	967.30	982.70		
	24-99	910.00	921.00	935.30	944.10	950.70	957.30	972.70		
	100-399	905.00	916.00	930.30	939.10	945.70	952.30	967.70		
	400+	902.50	913.50	927.80	936.60	943.20	949.80	965.20		

8650-C-U2FWBP Swivel/Tilt Pedestal Caster Chair									Specification	Other
	Quantity	COM/ Gr.4	Gr.5	Gr.6	Gr.7	Gr.8	Gr.9	Gr.10	25"w x 24-1/2"d x 34-1/2"h Arm Height: 23-1/4" COM: 1.10 yds. Actual Weight: 26 lbs. Shipping Weight: 36 lbs. Freight Class: 250 1 per carton, 17 cu.ft. Recycled Content: 5.88%	Gas lift travel 4-1/4" Overall back ht: 30" - 34-1/4" Black Twin Wheel Casters standard. Polished aluminum standard.
	1-23	945.00	956.00	970.30	979.10	985.70	992.30	1007.70		
	24-99	935.00	946.00	960.30	969.10	975.70	982.30	997.70		
	100-399	930.00	941.00	955.30	964.10	970.70	977.30	992.70		
	400+	927.50	938.50	952.80	961.60	968.20	974.80	990.20		

8611-U2FWBP Tapered Leg Chair									Specification	Other
	Quantity	COM/ Gr.4	Gr.5	Gr.6	Gr.7	Gr.8	Gr.9	Gr.10	25"w x 24"d x 30-1/2"h Arm Height: 24-7/8" COM: 1.10 yds. Actual Weight: 20 lbs. Shipping Weight: 34 lbs. Freight Class: 250 1 per carton, 17 cu.ft. Recycled Content: 13.17%	Non-marring clear butyrate glides.
	1-23	845.00	856.00	870.30	879.10	885.70	892.30	907.70		
	24-99	835.00	846.00	860.30	869.10	875.70	882.30	897.70		
	100-399	830.00	841.00	855.30	864.10	870.70	877.30	892.70		
	400+	827.50	838.50	852.80	861.60	868.20	874.80	890.20		

8611-30-U2FWBP Tapered Leg Barstool									Specification	Other
	Quantity	COM/ Gr.4	Gr.5	Gr.6	Gr.7	Gr.8	Gr.9	Gr.10	25"w x 24"d x 42-1/2"h Arm Height: 36-7/8" COM: 1.10 yds. Actual Weight: 26 lbs. Shipping Weight: 37 lbs. Freight Class: 250 1 per carton, 18.5 cu.ft. Recycled Content: 16.75%	Non-marring clear butyrate glides. Footrest: Specify Gold (GAF), Satin Silver (SSF), or Black (BAF).
	1-9	895.00	906.00	920.30	929.10	935.70	942.30	957.70		
	10-49	885.00	896.00	910.30	919.10	925.70	932.30	947.70		
	50-99	880.00	891.00	905.30	914.10	920.70	927.30	942.70		
	100+	877.50	888.50	902.80	911.60	918.20	924.80	940.20		

Standard Features

Standard Powdercoat Colors:
Standard powdercoat finishes, except on 8650-C-U2FWBP.

Standard veneer in maple. Refer to Finish/Color Selector for stain colors and page 17 for premier stain upcharge.



Options

Optional Plated Finishes: (50 piece minimum)

8611-U2FWBP:

Chrome, specify C1: add \$50.00.
Satin Nickel Chrome, specify SNC: add \$60.00.

8611-30-U2FWBP:

Chrome, specify C1: add \$106.90.
Satin Nickel Chrome, specify SNC: add \$116.90.

Less than minimum:

1-23, add: \$15.00.
24-49, add: \$7.50.

7523: For optional chrome column with polished aluminum base, specify CPA, add: \$40.25.
(Extended lead time, contact MTS).

8650-C: For optional powdercoat with black column, specify PCB and BPC. For optional powdercoat with chrome column, specify PCB only.

Models 8611-30-U2FWBP and 8611-U2FWBP: Premium metal base glide: add \$5.00. Specify MBG.

Textile Options:

- For pricing on grades 11-24, refer to the Upholstery Grading Chart on page 18.
- For textile selections, grades 4-10, refer to the Finish/Color Selector.
- COM (Customer's Own Material), refer to page 15.






To Order:

All orders must specify:

- Ship To address.
- Any critical opening dates.
- Model number.
- Frame finish by number and color name.
- Upholstery selection by pattern name, color number and name.
- Stain color and number.



Inessa "U2" | Finished Wood with Back Pad

8601-U2FWBP Straight Leg Base Chair									Specification	Other
	Quantity	COM/ Gr.4	Gr.5	Gr.6	Gr.7	Gr.8	Gr.9	Gr.10	25"w x 24"d x 30-1/2"h Arm Height: 24-7/8" COM: 1.10 yds. Actual Weight: 20 lbs. Shipping Weight: 34 lbs. Freight Class: 250 1 per carton, 17 cu.ft. Recycled Content: 13.17%	Non-marring clear butyrate glides. 1" dia. straight leg.
	1-23	845.00	856.00	870.30	879.10	885.70	892.30	907.70		
	24-99	835.00	846.00	860.30	869.10	875.70	882.30	897.70		
	100-399	830.00	841.00	855.30	864.10	870.70	877.30	892.70		
	400+	827.50	838.50	852.80	861.60	868.20	874.80	890.20		
8621-U2FWBP Bent Leg Base Chair									Specification	Other
	Quantity	COM/ Gr.4	Gr.5	Gr.6	Gr.7	Gr.8	Gr.9	Gr.10	25"w x 24-1/4"d x 30-1/2"h Arm Height: 24-5/8" COM: 1.10 yds. Actual Weight: 18 lbs. Shipping Weight: 26 lbs. Freight Class: 250 1 per carton, 12.48 cu.ft. Recycled Content: 9.04%	Premium metal base glides standard. 3/4" dia. bent leg.
	1-23	845.00	856.00	870.30	879.10	885.70	892.30	907.70		
	24-99	835.00	846.00	860.30	869.10	875.70	882.30	897.70		
	100-399	830.00	841.00	855.30	864.10	870.70	877.30	892.70		
	400+	827.50	838.50	852.80	861.60	868.20	874.80	890.20		
8621-30-U2FWBP Bent Leg Base Barstool									Specification	Other
	Quantity	COM/ Gr.4	Gr.5	Gr.6	Gr.7	Gr.8	Gr.9	Gr.10	25"w x 25-3/4"d x 41-3/4"h Arm Height: 36-1/4" COM: 1.10 yds. Actual Weight: 23 lbs. Shipping Weight: 39 lbs. Freight Class: 250 1 per carton, 19.64 cu.ft. Recycled Content: 14.49%	Premium metal base glides standard. 3/4" dia. bent leg.
	1-9	895.00	906.00	920.30	929.10	935.70	942.30	957.70		
	10-49	885.00	896.00	910.30	919.10	925.70	932.30	947.70		
	50-99	880.00	891.00	905.30	914.10	920.70	927.30	942.70		
	100+	877.50	888.50	902.80	911.60	918.20	924.80	940.20		
8502-U2FWBP Sled Base Chair									Specification	Other
	Quantity	COM/ Gr.4	Gr.5	Gr.6	Gr.7	Gr.8	Gr.9	Gr.10	25"w x 24-1/2"d x 31-1/4"h Arm Height: 25-1/2" COM: 1.10 yds. Actual Weight: 21 lbs. Shipping Weight: 34 lbs. Freight Class: 250 1 per carton, 17 cu.ft. Recycled Content: 13.04%	Non-marring clear butyrate glides.
	1-23	905.00	916.00	930.30	939.10	945.70	952.30	967.70		
	24-99	895.00	906.00	920.30	929.10	935.70	942.30	957.70		
	100-399	890.00	901.00	915.30	924.10	930.70	937.30	952.70		
	400+	887.50	898.50	912.80	921.60	928.20	934.80	950.20		
8900-U2FWBP Spider Pedestal Base Swivel Chair									Specification	Other
	Quantity	COM/ Gr.4	Gr.5	Gr.6	Gr.7	Gr.8	Gr.9	Gr.10	25"w x 23-1/2"d x 31-1/2"h Arm Height: 25-3/8" COM: 1.10 yds. Actual Weight: 21 lbs. Shipping Weight: 34 lbs. Freight Class: 250 1 per carton, 17 cu.ft. Recycled Content: 2.87%	Polypropylene white glides. Polished aluminum finish onl .
	1-23	980.00	991.00	1005.30	1014.10	1020.70	1027.30	1042.70		
	24-99	970.00	981.00	995.30	1004.10	1010.70	1017.30	1032.70		
	100-399	965.00	976.00	990.30	999.10	1005.70	1012.30	1027.70		
	400+	962.50	973.50	987.80	996.60	1003.20	1009.80	1025.20		

Standard Features

Standard Powdercoat Colors:

Standard powdercoat finishes, except on 8900-U2FWB .

Standard veneer in maple. Refer to Finish/
Color Selector for stain colors and page 17 for
premier stain upcharge.



Options

Optional Plated Finishes: (50 piece minimum)

8601-U2FWBP:

Chrome, specify C1: add \$50.00.
Satin Nickel Chrome: specify SNC, add \$60.00.

8621-U2FWBP and 8621-30-U2FWBP:

Chair/Chrome, specify C1: add \$35.00.
Barstool/Chrome: add \$112.30.

Chair/Satin Nickel Chrome: specify SNC, add \$45.00.
Barstool/Satin Nickel Chrome: add \$122.30.

8502-U2FWFP:

Chrome, specify C1: add \$63.00.
Satin Nickel Chrome: specify SNC, add \$73.00.

Less than minimum:

1-23, add: \$15.00.
24-49, add: \$7.50.

Black Caster Option:



For 8900 only. Add
"-C" to model number,
add: \$68.75


Model 8601-U2FWFBP.
Premium metal base glide:
add \$5.00. Specify MBG.


Textile Options:


- For pricing on grades 11-24, refer to the Upholstery Grading Chart on page 18.
- For textile selections, grades 4-10, refer to the Finish/Color Selector.
- COM (Customer's Own Material), refer to page 15.



Inessa “U2” | Finished Wood with Back Pad

8720-16-U2FWBP Round Pedestal Base Swivel Lounge Chair									Specification	Other
	Quantity	COM/ Gr.4	Gr.5	Gr.6	Gr.7	Gr.8	Gr.9	Gr.10	25"w x 24"d x 29"h Arm Height: 23-1/4" COM: 1.10 yds. Actual Weight: 46.5 lbs. Shipping Weight: 71.5 lbs. Freight Class: 175 1 per carton, 20.96 cu.ft. Recycled Content: 27.05%	16" lounge seat height.
	1-23	1140.00	1151.00	1165.30	1174.10	1180.70	1187.30	1202.70		
	24-99	1130.00	1141.00	1155.30	1164.10	1170.70	1177.30	1192.70		
	100-399	1125.00	1136.00	1150.30	1159.10	1165.70	1172.30	1187.70		
	400+	1122.50	1133.50	1147.80	1156.60	1163.20	1169.80	1185.20		

8720-18-U2FWBP Round Pedestal Base Swivel Chair									Specification	Other
	Quantity	COM/ Gr.4	Gr.5	Gr.6	Gr.7	Gr.8	Gr.9	Gr.10	25"w x 24"d x 31"h Arm Height: 25-1/4" COM: 1.10 yds. Actual Weight: 47 lbs. Shipping Weight: 72 lbs. Freight Class: 175 1 per carton, 20.96 cu.ft. Recycled Content: 27.01%	18" standard seat height.
	1-23	1135.00	1146.00	1160.30	1169.10	1175.70	1182.30	1197.70		
	24-99	1125.00	1136.00	1150.30	1159.10	1165.70	1172.30	1187.70		
	100-399	1120.00	1131.00	1145.30	1154.10	1160.70	1167.30	1182.70		
	400+	1117.50	1128.50	1142.80	1151.60	1158.20	1164.80	1180.20		

8720-30-U2FWBP Round Pedestal Base Swivel Barstool									Specification	Other
	Quantity	COM/ Gr.4	Gr.5	Gr.6	Gr.7	Gr.8	Gr.9	Gr.10	25"w x 24"d x 42-1/4"h Arm Height: 36-1/2" COM: 1.10 yds. Actual Weight: 52 lbs. Shipping Weight: 79 lbs. Freight Class: 175 1 per carton, 22.6 cu.ft. Recycled Content: 27.76%	
	1-9	1255.00	1266.00	1280.30	1289.10	1295.70	1302.30	1317.70		
	10-49	1245.00	1256.00	1270.30	1279.10	1285.70	1292.30	1307.70		
	50-99	1240.00	1251.00	1265.30	1274.10	1280.70	1287.30	1302.70		
	100+	1237.50	1248.50	1262.80	1271.60	1278.20	1284.80	1300.20		

Standard Features

Standard Powdercoat Colors:
Standard powdercoat finishes

Black manually adjustable glide.

Standard veneer in maple. Refer to Finish/
Color Selector for stain colors and page 17 for
premier stain upcharge.



Options

Optional Plated Finishes:
(50 piece minimum)

Chairs:

Chrome, specify C1: add \$218.10.
Satin Nickel Chrome, specify SNC, add \$153.45.

Barstool:

Chrome, specify C1: add \$294.00.
Satin Nickel Chrome, specify SNC, add: \$207.55.

Less than minimum:

1-23, add: \$15.00.
24-49, add: \$7.50.

Textile Options:

- For pricing on grades 11-24, refer to the Upholstery Grading Chart on page 18.
- For textile selections, grades 4-10, refer to the Finish/Color Selector.
- COM (Customer's Own Material), refer to page 15.


To Order:


All orders must specify:


1. Ship To address.
2. Any critical opening dates.
3. Model number.
4. Frame finish by number and color name.
5. Upholstery selection by pattern name, color number and name.
6. Stain color and number.




Inessa "U2" | Finished Wood with Back Pad

8926-16-U2FWBP Tapered Cross Pedestal Base Swivel Lounge Chair									Specification	Other
	Quantity	COM/ Gr.4	Gr.5	Gr.6	Gr.7	Gr.8	Gr.9	Gr.10	25"w x 24"d x 29"h Arm Height: 23-1/4" COM: 1.10 yds. Actual Weight: 33 lbs. Shipping Weight: 53 lbs. Freight Class: 250 1 per carton, 20.35 cu.ft. Recycled Content: 20.79%	16" lounge seat height. Black manually adjustable glide.
	1-23	1125.00	1136.00	1150.30	1159.10	1165.70	1172.30	1187.70		
	24-99	1115.00	1126.00	1140.30	1149.10	1155.70	1162.30	1177.70		
	100-399	1110.00	1121.00	1135.30	1144.10	1150.70	1157.30	1172.70		
	400+	1107.50	1118.50	1132.80	1141.60	1148.20	1154.80	1170.20		

8926-18-U2FWBP Tapered Cross Pedestal Base Swivel Chair									Specification	Other
	Quantity	COM/ Gr.4	Gr.5	Gr.6	Gr.7	Gr.8	Gr.9	Gr.10	25"w x 24"d x 31"h Arm Height: 25-1/4" COM: 1.10 yds. Actual Weight: 34 lbs. Shipping Weight: 53.7 lbs. Freight Class: 250 1 per carton, 20.35 cu.ft. Recycled Content: 20.98%	17" standard seat height. Black manually adjustable glide.
	1-23	1120.00	1131.00	1145.30	1154.10	1160.70	1167.30	1182.70		
	24-99	1110.00	1121.00	1135.30	1144.10	1150.70	1157.30	1172.70		
	100-399	1105.00	1116.00	1130.30	1139.10	1145.70	1152.30	1167.70		
	400+	1102.50	1113.50	1127.80	1136.60	1143.20	1149.80	1165.20		

WL01-U2FWBP Tapered Round Wood Leg Chair									Specification	Other
	Quantity	COM/ Gr.4	Gr.5	Gr.6	Gr.7	Gr.8	Gr.9	Gr.10	25"w x 24"d x 30-1/2"h Arm Height: 25" COM: 1.10 yds. Actual Weight: 20.5 lbs. Shipping Weight: 32.5 lbs. Freight Class: 250 1 per carton, 17 cu.ft. Recycled Content: 1.57%	Premium Metal Base Glides.
	1-23	1190.00	1201.00	1215.30	1224.10	1230.70	1237.30	1252.70		
	24-99	1180.00	1191.00	1205.30	1214.10	1220.70	1227.30	1242.70		
	100-399	1175.00	1186.00	1200.30	1209.10	1215.70	1222.30	1237.70		
	400+	1172.50	1183.50	1197.80	1206.60	1213.20	1219.80	1235.20		

WLBS130-U2FWBP Tapered Round Wood Leg Barstool									Specification	Other
	Quantity	COM/ Gr.4	Gr.5	Gr.6	Gr.7	Gr.8	Gr.9	Gr.10	25"w x 24-1/4"d x 42-1/2"h Arm Height: 37" COM: 1.10 yds. Actual Weight: 26.5 lbs. Shipping Weight: 38.5 lbs. Freight Class: 250 1 per carton, 18.5 cu.ft. Recycled Content: 1.66%	Premium Metal Base Glides.
	1-9	1300.00	1311.00	1325.30	1334.10	1340.70	1347.30	1362.70		
	10-49	1290.00	1301.00	1315.30	1324.10	1330.70	1337.30	1352.70		
	50-99	1285.00	1296.00	1310.30	1319.10	1325.70	1332.30	1347.70		
	100+	1282.50	1293.50	1307.80	1316.60	1323.20	1329.80	1345.20		

Standard Features

Standard Powdercoat Colors:
Standard powdercoat finishes

Standard veneer shell and/or legs in maple.
Refer to Finish/Color Selector for stain colors
and page 17 for premier stain upcharge.



Options

Optional Plated Finishes:
(50 piece minimum)

Less than minimum:
1-23, add: \$15.00.
24-49, add: \$7.50.

8926 Chairs:

Chrome, specify C1: add \$227.85
Satin Nickel Chrome, specify SNC, add \$147.85.

WL01-U2FWBP:

Chrome, specify C1: add \$32.25
Satin Nickel Chrome, specify SNC, add \$42.25

WLBS130-U2FWBP:

Chrome, specify C1: add \$61.60
Satin Nickel Chrome, specify SNC, add \$71.60

Textile Options:

- For pricing on grades 11-24, refer to the Upholstery Grading Chart on page 18.
- For textile selections, grades 4-10, refer to the Finish/Color Selector.
- COM (Customer's Own Material), refer to page 15.


To Order:


All orders must specify:

1. Ship To address.
2. Any critical opening dates.
3. Model number.
4. Frame finish by number and color name.
5. Upholstery selection by pattern name, color number and name.
6. Stain color and number.



Inessa “U2” | Finished Wood with Back Pad

WL60-U2FWBP Wood Leg Swivel Chair									Specification	Other
	Quantity	COM/ Gr.4	Gr.5	Gr.6	Gr.7	Gr.8	Gr.9	Gr.10	25"w x 23-1/2"d x 30-1/4"h COM: 1.1 yds. Actual Weight: 23.9 lbs. Shipping Weight: 33.9 lbs. Freight Class: 250 1 per carton, 17 cu.ft. Recycled Content: 7.47%	
	1-23	1440.00	1451.00	1465.30	1474.10	1480.70	1487.30	1502.70		
	24-99	1430.00	1441.00	1455.30	1464.10	1470.70	1477.30	1492.70		
	100-399	1425.00	1436.00	1450.30	1459.10	1465.70	1472.30	1487.70		
	400+	1422.50	1433.50	1447.80	1456.60	1463.20	1469.80	1485.20		

WL70-U2FWBP Wood Bent Ply Leg Chair									Specification	Other
	Quantity	COM/ Gr.4	Gr.5	Gr.6	Gr.7	Gr.8	Gr.9	Gr.10	25"w x 24-1/2"d x 29"h COM: 1.1 yds. Actual Weight: 18 lbs. Shipping Weight: 30 lbs. Freight Class: 250 1 per carton, 17 cu.ft. Recycled Content: 0.00%	
	1-23	1030.00	1041.00	1055.30	1064.10	1070.70	1077.30	1092.70		
	24-99	1020.00	1031.00	1045.30	1054.10	1060.70	1067.30	1082.70		
	100-399	1015.00	1026.00	1040.30	1049.10	1055.70	1062.30	1077.70		
	400+	1012.50	1023.50	1037.80	1046.60	1053.20	1059.80	1075.20		

Standard Features

Premium Metal Base Glides.	Standard veneer in maple. Refer to Finish/ Color Selector for stain colors and page 17 for premier stain upcharge.
----------------------------	--

Options

Textile Options:

- For pricing on grades 11-24, refer to the Upholstery Grading Chart on page 18.
- For textile selections, grades 4-10, refer to the Finish/Color Selector.
- COM (Customer's Own Material), refer to page 15.

See page 231-232
for Ottomans.





To Order:

All orders must specify:

1. Ship To address.
2. Any critical opening dates.
3. Model number.
4. Frame finish by number and color name.
5. Upholstery selection by pattern name, color number and name.
6. Stain color and number.



Ottomans | For use with "A", "B", "R", and "T" Paragami Models

8716-16-O2 Round Pedestal Lounge Ottoman									Specification	Other
	Quantity	COM/ Gr.4	Gr.5	Gr.6	Gr.7	Gr.8	Gr.9	Gr.10	22-1/2"w x 16-1/2"d x 15"h COM: .85 yds. Actual Weight: 37 lbs. Shipping Weight: 43 lbs. Freight Class: 100 1 per carton, 4.45 cu.ft. Recycled Content: 29.48%	Black adjustable glides.
	1-23	490.00	498.50	509.55	516.35	521.45	526.55	538.45		
	24-99	480.00	488.50	499.55	506.35	511.45	516.55	528.45		
	100-399	475.00	483.50	494.55	501.35	506.45	511.55	523.45		
	400+	472.50	481.00	492.05	498.85	503.95	509.05	520.95		
8716-18-O2 Round Pedestal Ottoman									Specification	Other
	Quantity	COM/ Gr.4	Gr.5	Gr.6	Gr.7	Gr.8	Gr.9	Gr.10	22-1/2"w x 16-1/2"d x 17"h COM: 0.85 yds. Actual Weight: 37.5 lbs. Shipping Weight: 43.5 lbs. Freight Class: 100 1 per carton, 4.45 cu.ft. Recycled Content: 29.68%	Black adjustable glides.
	1-23	485.00	493.50	504.55	511.35	516.45	521.55	533.45		
	24-99	475.00	483.50	494.55	501.35	506.45	511.55	523.45		
	100-399	470.00	478.50	489.55	496.35	501.45	506.55	518.45		
	400+	467.50	476.00	487.05	493.85	498.95	504.05	515.95		
8816-16-O2 Square Pedestal Lounge Ottoman									Specification	Other
	Quantity	COM/ Gr.4	Gr.5	Gr.6	Gr.7	Gr.8	Gr.9	Gr.10	22-1/2"w x 16-1/2"d x 15"h COM: .85 yds. Actual Weight: 37 lbs. Shipping Weight: 43 lbs. Freight Class: 100 1 per carton, 4.45 cu.ft. Recycled Content: 29.48%	Black adjustable glides.
	1-23	490.00	498.50	509.55	516.35	521.45	526.55	538.45		
	24-99	480.00	488.50	499.55	506.35	511.45	516.55	528.45		
	100-399	475.00	483.50	494.55	501.35	506.45	511.55	523.45		
	400+	472.50	481.00	492.05	498.85	503.95	509.05	520.95		
8816-18-O2 Square Pedestal Ottoman									Specification	Other
	Quantity	COM/ Gr.4	Gr.5	Gr.6	Gr.7	Gr.8	Gr.9	Gr.10	22-1/2"w x 16-1/2"d x 17"h COM: 0.85 yds. Actual Weight: 37.5 lbs. Shipping Weight: 43 lbs. Freight Class: 100 1 per carton, 4.45 cu.ft. Recycled Content: 29.4%	Black adjustable glides.
	1-23	485.00	493.50	504.55	511.35	516.45	521.55	533.45		
	24-99	475.00	483.50	494.55	501.35	506.45	511.55	523.45		
	100-399	470.00	478.50	489.55	496.35	501.45	506.55	518.45		
	400+	467.50	476.00	487.05	493.85	498.95	504.05	515.95		

Standard Features

Standard Powdercoat Colors:
Standard powdercoat finishes

Finishes Options

Optional Plated Finishes: (50 piece minimum)

8716: Chrome, specify CI: add \$179.75.
Satin Nickel Chrome, specify SNC: add \$118.65.

8816: Chrome, specify C1: add \$179.75.
Satin Nickel Chrome, specify SNC: add \$118.65.

Less than minimum:
1-23, add: \$15.00.
24-49, add: \$7.50.

Textile Options:


- For pricing on grades 11-24, refer to the Upholstery Grading Chart on page 18.
- For textile selections, grades 4-10, refer to the Finish/Color Selector.
- COM (Customer's Own Material), refer to page 15.








Ottomans | For use with "A", "B", "R" & "T" Paragami Models


Products on this page are covered by the following
Patents and/or Patents pending: #D822,418 S

8921-16-02 Tapered Cross Pedestal Lounge Ottoman									Specification	Other
	Quantity	COM/ Gr.4	Gr.5	Gr.6	Gr.7	Gr.8	Gr.9	Gr.10	22-1/2"w x 16-1/2"d x 15"h COM: .85 yds. Actual Weight: 21.5 lbs. Shipping Weight: 27.5 lbs. Freight Class: 125 1 per carton, 4.45 cu.ft. Recycled Content: 25.47%	Black adjustable glides.
	1-23	440.00	448.50	459.55	466.35	471.45	476.55	488.45		
	24-99	430.00	438.50	449.55	456.35	461.45	466.55	478.45		
	100-399	425.00	433.50	444.55	451.35	456.45	461.55	473.45		
	400+	422.50	431.00	442.05	448.85	453.95	459.05	470.95		

8921-18-02 Tapered Cross Pedestal Ottoman									Specification	Other
	Quantity	COM/ Gr.4	Gr.5	Gr.6	Gr.7	Gr.8	Gr.9	Gr.10	22-1/2"w x 16-1/2"d x 17"h COM: 0.85 yds. Actual Weight: 22 lbs. Shipping Weight: 27.5 lbs. Freight Class: 125 1 per carton, 4.45 cu.ft. Recycled Content: 25.45%	Black adjustable glides.
	1-23	435.00	443.50	454.55	461.35	466.45	471.55	483.45		
	24-99	425.00	433.50	444.55	451.35	456.45	461.55	473.45		
	100-399	420.00	428.50	439.55	446.35	451.45	456.55	468.45		
	400+	417.50	426.00	437.05	443.85	448.95	454.05	465.95		

8613-02 Tapered Leg Ottoman									Specification	Other
	Quantity	COM/ Gr.4	Gr.5	Gr.6	Gr.7	Gr.8	Gr.9	Gr.10	22-1/2"w x 16-1/2"d x 17"h COM: .85 yds. Actual Weight: 12.5 lbs. Shipping Weight: 18.5 lbs. Freight Class: 175 1 per carton, 4.45 cu.ft. Recycled Content: 17.84%	Non-marring clear butyrate glides.
	1-23	307.50	316.00	327.05	333.85	338.95	344.05	355.95		
	24-99	297.50	306.00	317.05	323.85	328.95	334.05	345.95		
	100-399	292.50	301.00	312.05	318.85	323.95	329.05	340.95		
	400+	290.00	298.50	309.55	316.35	321.45	326.55	338.45		

8503-02 Sled Base Ottoman									Specification	Other
	Quantity	COM/ Gr.4	Gr.5	Gr.6	Gr.7	Gr.8	Gr.9	Gr.10	22-1/2"w x 16-1/2"d x 17"h COM: .85 yds. Actual Weight: 13 lbs. Shipping Weight: 19 lbs. Freight Class: 175 1 per carton, 4.45 cu.ft. Recycled Content: 18.31%	Non-marring clear butyrate glides.
	1-23	307.50	316.00	327.05	333.85	338.95	344.05	355.95		
	24-99	297.50	306.00	317.05	323.85	328.95	334.05	345.95		
	100-399	292.50	301.00	312.05	318.85	323.95	329.05	340.95		
	400+	290.00	298.50	309.55	316.35	321.45	326.55	338.45		

WL01-02 Tapered Round Wood Leg Ottoman									Specification	Other
	Quantity	COM/ Gr.4	Gr.5	Gr.6	Gr.7	Gr.8	Gr.9	Gr.10	22-1/2"w x 19"d x 17-1/2"h COM: 0.85 yds. Actual Weight: 14 lbs. Shipping Weight: 20 lbs. Freight Class: 150 1 per carton, 4.45 cu.ft. Recycled Content: 12.00%	Premium Metal Base Glides. Standard veneer shell and/or wood legs in maple. Refer to Finish/Color Selector for stain finishes and page 17 for premier stain upcharge.
	1-23	655.00	663.50	674.55	681.35	686.45	691.55	703.45		
	24-99	645.00	653.50	664.55	671.35	676.45	681.55	693.45		
	100-399	640.00	648.50	659.55	666.35	671.45	676.55	688.45		
	400+	637.50	646.00	657.05	663.85	668.95	674.05	685.95		

Standard Features

Standard Powdercoat Colors:
Standard powdercoat finishes

Options

Optional Plated Finishes: (50 piece minimum)

8921: Chrome, specify C1: add \$189.25.
Satin Nickel Chrome, specify SNC: add \$124.25.

8613: Chrome, specify C1: add \$56.30.
Satin Nickel Chrome, specify SNC: add \$63.60.

8503: Chrome, specify C1: add \$66.20.
Satin Nickel Chrome, specify SNC: add \$76.20.

WL01-02: Chrome, specify C1: add \$32.25.
Satin Nickel Chrome, specify SNC: add \$42.25.

Less than minimum:
1-23, add: \$15.00.
24-49, add: \$7.50.


Textile Options:


- For pricing on grades 11-24, refer to the Upholstery Grading Chart on page 18.
- For textile selections, grades 4-10, refer to the Finish/Color Selector.
- COM (Customer's Own Material), refer to page 15.







Ottomans | For use with "H", "I", and "U2" Inessa Models

8716-16-O3 Round Pedestal Lounge Ottoman									Specification	Other
	Quantity	COM/ Gr.4	Gr.5	Gr.6	Gr.7	Gr.8	Gr.9	Gr.10	21-1/2" w x 16" d x 15" h COM: .90 yds. Actual Weight: 36 lbs. Shipping Weight: 42 lbs. Freight Class: 100 1 per carton, 4.45 cu.ft. Recycled Content: 30.14%	Black adjustable glides.
	1-23	490.00	499.00	510.70	517.90	523.30	528.70	541.30		
	24-99	480.00	489.00	500.70	507.90	513.30	518.70	531.30		
	100-399	475.00	484.00	495.70	502.90	508.30	513.70	526.30		
	400+	472.50	481.50	493.20	500.40	505.80	511.20	523.80		

8716-18-O3 Round Pedestal Ottoman									Specification	Other
	Quantity	COM/ Gr.4	Gr.5	Gr.6	Gr.7	Gr.8	Gr.9	Gr.10	21-1/2"w x 16"d x 17"h COM: 0.90 yds. Actual Weight: 36.5 lbs. Shipping Weight: 42 lbs. Freight Class: 100 1 per carton, 4.45 cu.ft. Recycled Content: 30.21%	Black adjustable glides.
	1-23	485.00	494.00	505.70	512.90	518.30	523.70	536.30		
	24-99	475.00	484.00	495.70	502.90	508.30	513.70	526.30		
	100-399	470.00	479.00	490.70	497.90	503.30	508.70	521.30		
	400+	467.50	476.50	488.20	495.40	500.80	506.20	518.80		

8921-16-O3 Tapered Cross Pedestal Lounge Ottoman									Specification	Other
	Quantity	COM/ Gr.4	Gr.5	Gr.6	Gr.7	Gr.8	Gr.9	Gr.10	21-1/2" w x 16" d x 15" h COM: .90 yds. Actual Weight: 20.5 lbs. Shipping Weight: 26.5 lbs. Freight Class: 125 1 per carton, 4.45 cu.ft. Recycled Content: 26.46%	Black adjustable glides.
	1-23	440.00	449.00	460.70	467.90	473.30	478.70	491.30		
	24-99	430.00	439.00	450.70	457.90	463.30	468.70	481.30		
	100-399	425.00	434.00	445.70	452.90	458.30	463.70	476.30		
	400+	422.50	431.50	443.20	450.40	455.80	461.20	473.80		

8921-18-O3 Tapered Cross Pedestal Ottoman									Specification	Other
	Quantity	COM/ Gr.4	Gr.5	Gr.6	Gr.7	Gr.8	Gr.9	Gr.10	21-1/2"w x 16"d x 17"h COM: 0.90 yds. Actual Weight: 21 lbs. Shipping Weight: 26.5 lbs. Freight Class: 125 1 per carton, 4.45 cu.ft. Recycled Content: 26.67%	Black adjustable glides.
	1-23	435.00	444.00	455.70	462.90	468.30	473.70	486.30		
	24-99	425.00	434.00	445.70	452.90	458.30	463.70	476.30		
	100-399	420.00	429.00	440.70	447.90	453.30	458.70	471.30		
	400+	417.50	426.50	438.20	445.40	450.80	456.20	468.80		

Standard Features

Standard Powdercoat Colors:
Standard powdercoat finishes

Finishes Options

Optional Plated Finishes: (50 piece minimum)

8716: Chrome, specify C1: add \$179.75.
Satin Nickel Chrome, specify SNC: add \$118.66

8921: Chrome, specify C1: add \$189.25.
Satin Nickel Chrome, specify SNC: add \$124.25.

Less than minimum:
1-23, add: \$15.00.
24-49, add: \$7.50.

Textile Options:




- For pricing on grades 11-24, refer to the Upholstery Grading Chart on page 18.
- For textile selections, grades 4-10, refer to the Finish/Color Selector.
- COM (Customer's Own Material), refer to page 15.





Ottomans | For use with "H", "I", "U2" Inessa Models

Products on this page are covered by the following
Patents and/or Patents pending: #D822,418 S

8614-O3 Tapered Leg Ottoman									Specification	Other
	Quantity	COM/ Gr.4	Gr.5	Gr.6	Gr.7	Gr.8	Gr.9	Gr.10	21-1/2"w x 16"d x 17"h COM: .90 yds. Actual Weight: 11.5 lbs. Shipping Weight: 17.5 lbs. Freight Class: 175 1 per carton, 4.45 cu.ft. Recycled Content: 19.78%	Non-marring clear butyrate glides.
	1-23	307.50	316.50	328.20	335.40	340.80	346.20	358.80		
	24-99	297.50	306.50	318.20	325.40	330.80	336.20	348.80		
	100-399	292.50	301.50	313.20	320.40	325.80	331.20	343.80		
	400+	290.00	299.00	310.70	317.90	323.30	328.70	341.30		
8504-O3 Sled Base Ottoman									Specification	Other
	Quantity	COM/ Gr.4	Gr.5	Gr.6	Gr.7	Gr.8	Gr.9	Gr.10	21-1/2"w x 16"d x 17"h COM: .90 yds. Actual Weight: 12 lbs. Shipping Weight: 18 lbs. Freight Class: 175 1 per carton, 4.45 cu.ft. Recycled Content: 20.17%	Non-marring clear butyrate glides.
	1-23	307.50	316.50	328.20	335.40	340.80	346.20	358.80		
	24-99	297.50	306.50	318.20	325.40	330.80	336.20	348.80		
	100-399	292.50	301.50	313.20	320.40	325.80	331.20	343.80		
	400+	290.00	299.00	310.70	317.90	323.30	328.70	341.30		
WL01-O3 Tapered Round Wood Leg Ottoman									Specification	Other
	Quantity	COM/ Gr.4	Gr.5	Gr.6	Gr.7	Gr.8	Gr.9	Gr.10	21-1/2"w x 19"d x 17-1/2"h COM: .90 yds. Actual Weight: 13 lbs. Shipping Weight: 19 lbs. Freight Class: 150 1 per carton, 4.45 cu.ft. Recycled Content: 12.92%	Premium Metal Base Glides. Standard veneer shell and/ or wood legs in maple. Refer to Finish/Color Selector for stain finishes and page 17 for premier stain upcharge.
	1-23	655.00	664.00	675.70	682.90	688.30	693.70	706.30		
	24-99	645.00	654.00	665.70	672.90	678.30	683.70	696.30		
	100-399	640.00	649.00	660.70	667.90	673.30	678.70	691.30		
	400+	637.50	646.50	658.20	665.40	670.80	676.20	688.80		

Standard Features

Standard Powdercoat Colors:

Standard powdercoat finishes

Finishes Options

Optional Plated Finishes: (50 piece minimum)

8614: Chrome, specify C1: add \$56.30.
Satin Nickel Chrome, specify SNC: add \$63.60.

8504: Chrome, specify C1: add \$66.20.
Satin Nickel Chrome, specify SNC: add \$76.20.

WL01-O3: Chrome, specify C1: add \$32.25.
Satin Nickel Chrome, specify SNC: add \$42.25.

Less than minimum:

1-23, add: \$15.00.
24-49, add: \$7.50.

Textile Options:


- For pricing on grades 11-24, refer to the Upholstery Grading Chart on page 18.
- For textile selections, grades 4-10, refer to the Finish/Color Selector.
- COM (Customer's Own Material), refer to page 15.








Ottomans | For use with "W" & "V" Ellie Models


Products on this page are covered by the following Patents and/or Patents pending: #D822,418 S

8921-16-O4 Tapered Cross Base Lounge Ottoman									Specification	Other
	Quantity	COM/ Gr.4	Gr.5	Gr.6	Gr.7	Gr.8	Gr.9	Gr.10	20-1/2"w x 16-1/2"d x 16"h COM: 0.85 yds. Actual Weight: 21 lbs. Shipping Weight: 27 lbs. Freight Class: 125 1 per carton, 4.45 cu.ft. Recycled Content: 25.83%	Black manually adjustable glide.
	1-23	440.00	448.50	459.55	466.35	471.45	476.55	488.45		
	24-99	430.00	438.50	449.55	456.35	461.45	466.55	478.45		
	100-399	425.00	433.50	444.55	451.35	456.45	461.55	473.45		
	400+	422.50	431.00	442.05	448.85	453.95	459.05	470.95		

8921-18-O4 Tapered Cross Base Ottoman									Specification	Other
	Quantity	COM/ Gr.4	Gr.5	Gr.6	Gr.7	Gr.8	Gr.9	Gr.10	20-1/2"w x 16-1/2"d x 17"h COM: 0.85 yds. Actual Weight: 21.5 lbs. Shipping Weight: 27.5 lbs. Freight Class: 125 1 per carton, 4.45 cu.ft. Recycled Content: 26.05%	Black manually adjustable glide.
	1-23	435.00	443.50	454.55	461.35	466.45	471.55	483.45		
	24-99	425.00	433.50	444.55	451.35	456.45	461.55	473.45		
	100-399	420.00	428.50	439.55	446.35	451.45	456.55	468.45		
	400+	417.50	426.00	437.05	443.85	448.95	454.05	465.95		

8613-O4		Tapered Leg Base Ottoman							Specification	Other
	Quantity	COM/ Gr.4	Gr.5	Gr.6	Gr.7	Gr.8	Gr.9	Gr.10	20-1/2"w x 16-1/2"d x 17"h COM: 0.85 yds. Actual Weight: 12.7 lbs. Shipping Weight: 18.5 lbs. Freight Class: 150 1 per carton, 4.45 cu.ft. Recycled Content: 17.91%	Non-marring clear butyrate glides.
	1-23	307.50	316.00	327.05	333.85	338.95	344.05	355.95		
	24-99	297.50	306.00	317.05	323.85	328.95	334.05	345.95		
	100-399	292.50	301.00	312.05	318.85	323.95	329.05	340.95		
	400+	290.00	298.50	309.55	316.35	321.45	326.55	338.45		

8503-O4		Sled Base Ottoman							Specification	Other
	Quantity	COM/ Gr.4	Gr.5	Gr.6	Gr.7	Gr.8	Gr.9	Gr.10	20-1/2"w x 16-1/2"d x 17"h COM: 0.85 yds. Actual Weight: 12 lbs. Shipping Weight: 18 lbs. Freight Class: 150 1 per carton, 4.45 cu.ft. Recycled Content: 19.83%	Non-marring clear butyrate glides.
	1-23	307.50	316.00	327.05	333.85	338.95	344.05	355.95		
	24-99	297.50	306.00	317.05	323.85	328.95	334.05	345.95		
	100-399	292.50	301.00	312.05	318.85	323.95	329.05	340.95		
	400+	290.00	298.50	309.55	316.35	321.45	326.55	338.45		

WL03-O4		Tapered Wood Leg Ottoman							Specification	Other
	Quantity	COM/ Gr.4	Gr.5	Gr.6	Gr.7	Gr.8	Gr.9	Gr.10	20-1/2"w x 19"d x 17-1/2"h COM: 0.85 yds. Actual Weight: 14.5 lbs. Shipping Weight: 20.5 lbs. Freight Class: 150 1 per carton, 4.45 cu.ft. Recycled Content: 11.59%	Premium Metal Base Glides. Standard veneer shell and/ or wood legs in maple. Refer to Finish/Color Selector for stain finishes and page 17 for premier stain upcharge.
	1-23	655.00	663.50	674.55	681.35	686.45	691.55	703.45		
	24-99	645.00	653.50	664.55	671.35	676.45	681.55	693.45		
	100-399	640.00	648.50	659.55	666.35	671.45	676.55	688.45		
	400+	637.50	646.00	657.05	663.85	668.95	674.05	685.95		

Standard Features

Standard Powdercoat Colors:

Standard powdercoat finishes

Finishes Options

Optional Plated Finishes: (50 piece minimum)

8921: Chrome, specify C1: add \$189.25.
Satin Nickel Chrome, specify SNC: add \$124.25.

8613: Chrome, specify C1: add \$56.30.
Satin Nickel Chrome, specify SNC: add \$63.60.

8503: Chrome, specify C1: add \$66.20.
Satin Nickel Chrome, specify SNC: add \$76.20.

WL03-O4: Chrome, specify C1: add \$32.25.
Satin Nickel Chrome, specify SNC: add \$42.25.

Less than minimum:
1-23, add: \$15.00.
24-49, add: \$7.50.






Textile Options:

- For pricing on grades 11-24, refer to the Upholstery Grading Chart on page 18.
- For textile selections, grades 4-10, refer to the Finish/Color Selector.
- COM (Customer's Own Material), refer to page 15.





Emma "X"

7523-C-X Swivel Pedestal Caster Chair		Specification							Other
	Quantity	COM/ Gr.4	Gr.5	Gr.6	Gr.7	Gr.8	Gr.9	Gr.10	<p>22-3/8"w x 24"d x 33-3/4"h COM: 1.75 yds. Actual Weight: 21.9 lbs. Shipping Weight: 27.5 lbs. Freight Class: 100 X: 2 per carton, 9.25 cu.ft. 7523-C: 2 per carton, 8 cu.ft. Recycled Content: 7.19%</p> <p>Black Twin Wheel Casters standard. Without casters: remove (-C) from model number.</p>
	1-23	595.00	612.50	635.25	649.25	659.75	670.25	694.75	
	24-99	585.00	602.50	625.25	639.25	649.75	660.25	684.75	
	100-399	580.00	597.50	620.25	634.25	644.75	655.25	679.75	
	400+	577.50	595.00	617.75	631.75	642.25	652.75	677.25	
8650-C-X Swivel/Tilt Pedestal Caster Chair		Specification							Other
	Quantity	COM/ Gr.4	Gr.5	Gr.6	Gr.7	Gr.8	Gr.9	Gr.10	<p>24-3/4"w x 25-1/4"d x 35-1/2"h COM: 1.75 yds. Actual Weight: 27.9 lbs. Shipping Weight: 38 lbs. Freight Class: 250 1 per carton, 17 cu.ft. Recycled Content: 8.15%</p> <p>Gas lift travel 4-1/4" Overall back ht: 31-1/4" - 35-1/2" Black Twin Wheel Casters standard. Polished aluminum standard.</p>
	1-23	620.00	637.50	660.25	674.25	684.75	695.25	719.75	
	24-99	610.00	627.50	650.25	664.25	674.75	685.25	709.75	
	100-399	605.00	622.50	645.25	659.25	669.75	680.25	704.75	
	400+	602.50	620.00	642.75	656.75	667.25	677.75	702.25	
8621-X Bent Leg Chair		Specification							Other
	Quantity	COM/ Gr.4	Gr.5	Gr.6	Gr.7	Gr.8	Gr.9	Gr.10	<p>20-1/2"w x 24-1/4"d x 33"h COM: 1.75 yds. Actual Weight: 19.5 lbs. Shipping Weight: 25.5 lbs. Freight Class: 250 1 per carton, 11.69 cu.ft. Recycled Content: 8.26%</p> <p>Premium metal base glides standard. 3/4" dia. bent leg.</p>
	1-23	530.00	547.50	570.25	584.25	594.75	605.25	629.75	
	24-99	520.00	537.50	560.25	574.25	584.75	595.25	619.75	
	100-399	515.00	532.50	555.25	569.25	579.75	590.25	614.75	
	400+	512.50	530.00	552.75	566.75	577.25	587.75	612.25	
8621-30-X Bent Leg Barstool		Specification							Other
	Quantity	COM/ Gr.4	Gr.5	Gr.6	Gr.7	Gr.8	Gr.9	Gr.10	<p>20-3/4"w x 25-1/4"d x 44-1/4"h COM: 1.75 yds. Actual Weight: 20.5 lbs. Shipping Weight: 39 lbs. Freight Class: 250 1 per carton, 19.64 cu.ft. Recycled Content: 16.05%</p> <p>Premium metal base glides standard. 3/4" dia. bent leg.</p>
	1-9	580.00	597.50	620.25	634.25	644.75	655.25	679.75	
	10-49	570.00	587.50	610.25	624.25	634.75	645.25	669.75	
	50-99	565.00	582.50	605.25	619.25	629.75	640.25	664.75	
	100+	562.50	580.00	602.75	616.75	627.25	637.75	662.25	
8900-X Spider Pedestal Base Swivel Chair		Specification							Other
	Quantity	COM/ Gr.4	Gr.5	Gr.6	Gr.7	Gr.8	Gr.9	Gr.10	<p>20-1/2"w x 23-1/2"d x 33-1/4"h COM: 1.75 yds. Actual Weight: 21.7 lbs. Shipping Weight: 27 lbs. Freight Class: 250 1 per carton, 11.69 cu.ft. Recycled Content: 4.03%</p> <p>White polypropylene glides. Polished aluminum finish on .</p>
	1-23	655.00	672.50	695.25	709.25	719.75	730.25	754.75	
	24-99	645.00	662.50	685.25	699.25	709.75	720.25	744.75	
	100-399	640.00	657.50	680.25	694.25	704.75	715.25	739.75	
	400+	637.50	655.00	677.75	691.75	702.25	712.75	737.25	

Standard Features

Standard Powdercoat Colors:

Standard powdercoat finishes, except on 8650-C-X and 8900-X.



Options

Optional Plated Finishes: (50 piece minimum)

8621-X:

Chrome, specify C1: add \$35.00.
Satin Nickel Chrome: specify SNC,
add \$45.00.

8621-30-X:

Chrome, specify C1: add \$112.30.
Satin Nickel Chrome: specify SNC,
add \$122.30.

Less than minimum:

1-23, add: \$15.00.
24-49, add: \$7.50.

7523: For optional chrome column with polished aluminum base, specify CPA, add: \$40.25. (Extended lead time, contact MTS).

8650-C: For optional powdercoat with black column, specify PCB and BPC. For optional powdercoat with chrome column, specify PCB only.

Textile Options:

Straight Inside Channel,
specify SCI: add \$35.00.

Outside Tufted Back,
Specify UPB and BTO for upholstered button: add \$30.00.



Black Caster Option:





For 8900 only.
Add "-C" to model
number, add:
\$68.75





Emma "X"

Products on this page are covered by the following Patents and/or Patents pending: #D822,418 S

316-30-X	Swivel Barstool							Specification	Other	
	Quantity	COM/ Gr.4	Gr.5	Gr.6	Gr.7	Gr.8	Gr.9	Gr.10	20-3/4"w x 25-1/4"d x 44-1/2"h COM: 1.75 yds. Actual Weight: 26.7 lbs. Shipping Weight: 35.75 lbs. Freight Class: 250 1 per carton, 17.09 cu. ft. Recycled Content: 15.21%	Specify Brass (BRT) or Chrome (CRT) footring and glide.
	1-9	572.50	590.00	612.75	626.75	637.25	647.75	672.25		
	10-49	562.50	580.00	602.75	616.75	627.25	637.75	662.25		
	50-99	557.50	575.00	597.75	611.75	622.25	632.75	657.25		
	100+	555.00	572.50	595.25	609.25	619.75	630.25	654.75		
8720-30-X	Round Pedestal Base Swivel Barstool							Specification	Other	
	Quantity	COM/ Gr.4	Gr.5	Gr.6	Gr.7	Gr.8	Gr.9	Gr.10	22"w x 25-1/2"d x 44-1/2"h COM: 1.75 yds. Actual Weight: 56.4 lbs. Shipping Weight: 79.5 lbs. Freight Class: 175 1 per carton, 17.09 cu.ft. Recycled Content: 26.78%	Black manually adjustable glide.
	1-9	940.00	957.50	980.25	994.25	1004.75	1015.25	1039.75		
	10-49	930.00	947.50	970.25	984.25	994.75	1005.25	1029.75		
	50-99	925.00	942.50	965.25	979.25	989.75	1000.25	1024.75		
	100+	922.50	940.00	962.75	976.75	987.25	997.75	1022.25		
8609-X	Tapered Leg Chair							Specification	Other	
	Quantity	COM/ Gr.4	Gr.5	Gr.6	Gr.7	Gr.8	Gr.9	Gr.10	21"w x 24-1/2"d x 32-1/4"h COM: 1.75 yds. Actual Weight: 22.5 lbs. Shipping Weight: 28.5 lbs. Freight Class: 250 1 per carton, 11.69 cu.ft. Recycled Content: 10.73%	Non-marring clear butyrate glides.
	1-23	540.00	557.50	580.25	594.25	604.75	615.25	639.75		
	24-99	530.00	547.50	570.25	584.25	594.75	605.25	629.75		
	100-399	525.00	542.50	565.25	579.25	589.75	600.25	624.75		
	400+	522.50	540.00	562.75	576.75	587.25	597.75	622.25		
8609-30-X	Tapered Leg Barstool							Specification	Other	
	Quantity	COM/ Gr.4	Gr.5	Gr.6	Gr.7	Gr.8	Gr.9	Gr.10	21"w x 24"d x 45-1/4"h COM: 1.75 yds. Actual Weight: 29.5 lbs. Shipping Weight: 39.5 lbs. Freight Class: 250 1 per carton, 19.64 cu.ft. Recycled Content: 14.47%	Non-marring clear butyrate glides. Footrest: Specify Gold (GAF), Silver (SSF), or black (BAF).
	1-9	590.00	607.50	630.25	644.25	654.75	665.25	689.75		
	10-49	580.00	597.50	620.25	634.25	644.75	655.25	679.75		
	50-99	575.00	592.50	615.25	629.25	639.75	650.25	674.75		
	100+	572.50	590.00	612.75	626.75	637.25	647.75	672.25		

Standard Features

Standard Powdercoat Colors:
Standard powdercoat finishes



Options

Optional Plated Finishes: (50 piece minimum)

316-30-X:

Chrome, specify C1: add \$40.90.

8720-30-X:

Chrome, specify C1: add \$294.00.

Satin Nickel Chrome: specify SNC, add \$207.55.

8609-X:

Chrome, specify C1: add \$50.00.

Satin Nickel Chrome: specify SNC, add \$60.00.

8609-30-X:

Chrome, specify C1: add \$106.90.

Satin Nickel Chrome: specify SNC, add \$116.90

Less than minimum:

1-23, add: \$15.00.

24-49, add: \$7.50.

Textile Options:

Straight Inside Channel,
specify SCI: add \$35.00.

Outside Tufted Back,
Specify UPB and BTO for upholstered button: add \$30.00.



• Models 8609-X and 8609-30-X,
Premium Metal Base Glide:
add \$5.00. Specify MBG.


• Memory return swivel on 316-30-X, specify MRS:
add \$45.00.


Textile Options:


- For pricing on grades 11-24, refer to the Upholstery Grading Chart on page 18.
- For textile selections, grades 4-10, refer to the Finish/Color Selector.
- COM (Customer's Own Material), refer to page 15.




Emma "X" | Finished Wood

7523-C-XFW Swivel Pedestal Caster Chair									Specification	Other
	Quantity	COM/ Gr.4	Gr.5	Gr.6	Gr.7	Gr.8	Gr.9	Gr.10	21-1/2" w x 23" d x 32-1/2" h COM: .50 yds. Actual Weight: 21 lbs. Shipping Weight: 34.5 lbs. Freight Class: 250 1 per carton, 17 cu.ft. Recycled Content: 6.5%	Black Twin Wheel Casters standard. Without casters: remove (-C) from model number.
	1-23	720.00	725.00	731.50	735.50	738.50	741.50	748.50		
	24-99	710.00	715.00	721.50	725.50	728.50	731.50	738.50		
	100-399	705.00	710.00	716.50	720.50	723.50	726.50	733.50		
	400+	702.50	707.50	714.00	718.00	721.00	724.00	731.00		

8650-C-XFW Swivel/Tilt Pedestal Caster Chair									Specification	Other
	Quantity	COM/ Gr.4	Gr.5	Gr.6	Gr.7	Gr.8	Gr.9	Gr.10	24" w x 24-1/4" d x 35" h COM: .50 yds. Actual Weight: 26 lbs. Shipping Weight: 35 lbs. Freight Class: 250 1 per carton, 17 cu.ft. Recycled Content: 5.97%	Gas lift travel 4-1/4" Overall back ht: 30-3/4" - 35" Black Twin Wheel Casters standard. Polished aluminum standard.
	1-23	745.00	750.00	756.50	760.50	763.50	766.50	773.50		
	24-99	735.00	740.00	746.50	750.50	753.50	756.50	763.50		
	100-399	730.00	735.00	741.50	745.50	748.50	751.50	758.50		
	400+	727.50	732.50	739.00	743.00	746.00	749.00	756.00		

8621-XFW Bent Leg Chair									Specification	Other
	Quantity	COM/ Gr.4	Gr.5	Gr.6	Gr.7	Gr.8	Gr.9	Gr.10	20" w x 23" d x 32"-1/4" h COM: .50 yds. Actual Weight: 17.5 lbs. Shipping Weight: 26 lbs. Freight Class: 250 1 per carton, 11.69 cu.ft. Recycled Content: 9.40%	Premium metal base glides standard. 3/4" dia. bent leg.
	1-23	655.00	660.00	666.50	670.50	673.50	676.50	683.50		
	24-99	645.00	650.00	656.50	660.50	663.50	666.50	673.50		
	100-399	640.00	645.00	651.50	655.50	658.50	661.50	668.50		
	400+	637.50	642.50	649.00	653.00	656.00	659.00	666.00		

8621-30-XFW Bent Leg Barstool									Specification	Other
	Quantity	COM/ Gr.4	Gr.5	Gr.6	Gr.7	Gr.8	Gr.9	Gr.10	20-1/4" w x 24" d x 43-1/2" h COM: .50 yds. Actual Weight: 22.5 lbs. Shipping Weight: 39 lbs. Freight Class: 250 1 per carton, 19.64 cu.ft. Recycled Content: 14.28%	Premium metal base glides standard. 3/4" dia. bent leg.
	1-9	705.00	710.00	716.50	720.50	723.50	726.50	733.50		
	10-49	695.00	700.00	706.50	710.50	713.50	716.50	723.50		
	50-99	690.00	695.00	701.50	705.50	708.50	711.50	718.50		
	100+	687.50	692.50	699.00	703.00	706.00	709.00	716.00		

Standard Features

Standard Powdercoat Colors:
Standard powdercoat finishes, except on 8650-C-XFW and 8900-XFW.

Standard veneer in maple. Refer to Finish/Color Selector for stain colors and page 17 for premier stain upcharge.



Options

Optional Plated Finishes: (50 piece minimum)

8621-XFW:

Chrome, specify C1: add \$35.00.
Satin Nickel Chrome: specify SNC, add \$45.00.

8621-30-XFW:

Chrome, specify C1: add \$112.30.
Satin Nickel Chrome: specify SNC, add \$122.30.

Less than minimum:

1-23, add: \$15.00.
24-49, add: \$7.50.

8650-C: For optional powdercoat with black column, specify PCB and BPC. For optional powdercoat with chrome column, specify PCB only.

7523: For optional chrome column with polished aluminum base, specify CPA, add: \$40.25. (Extended lead time, contact MTS).


Textile Options:


- For pricing on grades 11-24, refer to the Upholstery Grading Chart on page 18.
- For textile selections, grades 4-10, refer to the Finish/Color Selector.
- COM (Customer's Own Material), refer to page 15.





Emma "X" | Finished Wood


Products on this page are covered by the following Patents and/or Patents pending: #D822,418 S

8900-XFW		Swivel Pedestal Base Swivel Chair							Specification	Other
	Quantity	COM/ Gr.4	Gr.5	Gr.6	Gr.7	Gr.8	Gr.9	Gr.10	20-1/4"w x 24"d x 33"h COM: .50 yds. Actual Weight: 20 lbs. Shipping Weight: 26.5 lbs. Freight Class: 250 1 per carton, 11.69 cu.ft. Recycled Content: 2.98%	Polypropylene white glides. Polished aluminum finish onl .
	1-23	780.00	785.00	791.50	795.50	798.50	801.50	808.50		
	24-99	770.00	775.00	781.50	785.50	788.50	791.50	798.50		
	100-399	765.00	770.00	776.50	780.50	783.50	786.50	793.50		
	400+	762.50	767.50	774.00	778.00	781.00	784.00	791.00		

316-30-XFW		Swivel Barstool							Specification	Other
	Quantity	COM/ Gr.4	Gr.5	Gr.6	Gr.7	Gr.8	Gr.9	Gr.10	20"w x 23"d x 43-1/2"h COM: .50 yds. Actual Weight: 25 lbs. Shipping Weight: 39 lbs. Freight Class: 250 1 per carton, 19.64 cu.ft. Recycled Content: 16.80%	Specify Brass (BRT) or Chrome (CRT) footring and glide.
	1-9	697.50	702.50	709.00	713.00	716.00	719.00	726.00		
	10-49	687.50	692.50	699.00	703.00	706.00	709.00	716.00		
	50-99	682.50	687.50	694.00	698.00	701.00	704.00	711.00		
	100+	680.00	685.00	691.50	695.50	698.50	701.50	708.50		

8720-30-XFW		Round Pedestal Base Swivel Barstool							Specification	Other
	Quantity	COM/ Gr.4	Gr.5	Gr.6	Gr.7	Gr.8	Gr.9	Gr.10	22"w x 24"d x 43-3/4"h COM: .50 yds. Actual Weight: 51.5 lbs. Shipping Weight: 78.5 lbs. Freight Class: 175 1 per carton, 22.6 cu.ft. Recycled Content: 28.02%	Black manually adjusted glides.
	1-9	1065.00	1070.00	1076.50	1080.50	1083.50	1086.50	1093.50		
	10-49	1055.00	1060.00	1066.50	1070.50	1073.50	1076.50	1083.50		
	50-99	1050.00	1055.00	1061.50	1065.50	1068.50	1071.50	1078.50		
	100+	1047.50	1052.50	1059.00	1063.00	1066.00	1069.00	1076.00		

8609-XFW		Tapered Leg Chair							Specification	Other
	Quantity	COM/ Gr.4	Gr.5	Gr.6	Gr.7	Gr.8	Gr.9	Gr.10	20"w x 23-1/4"d x 31-1/2"h COM: .50 yds. Actual Weight: 20.5 lbs. Shipping Weight: 26.5 lbs. Freight Class: 250 1 per carton, 11.69 cu.ft. Recycled Content: 11.78%	Non-marring clear butyrate glides.
	1-23	665.00	670.00	676.50	680.50	683.50	686.50	693.50		
	24-99	655.00	660.00	666.50	670.50	673.50	676.50	683.50		
	100-399	650.00	655.00	661.50	665.50	668.50	671.50	678.50		
	400+	647.50	652.50	659.00	663.00	666.00	669.00	676.00		

8609-30-XFW		Tapered Leg Barstool							Specification	Other
	Quantity	COM/ Gr.4	Gr.5	Gr.6	Gr.7	Gr.8	Gr.9	Gr.10	20"w x 23-1/4"d x 44-1/2"h COM: .50 yds. Actual Weight: 27.5 lbs. Shipping Weight: 37.5 lbs. Freight Class: 250 1 per carton, 19.64 cu.ft. Recycled Content: 15.53%	Non-marring clear butyrate glides. Footrest: Specify Gold (GAF), Silver (SSF), or black (BAF).
	1-9	715.00	720.00	726.50	730.50	733.50	736.50	743.50		
	10-49	705.00	710.00	716.50	720.50	723.50	726.50	733.50		
	50-99	700.00	705.00	711.50	715.50	718.50	721.50	728.50		
	100+	697.50	702.50	709.00	713.00	716.00	719.00	726.00		

Standard Features

Standard Powdercoat Colors:
Standard powdercoat finishes, except on 8900.

Standard veneer in maple. Refer to Finish/
Color Selector for stain colors and page 17 for
premier stain upcharge.



Options

Optional Plated Finishes: (50 piece minimum)

316-30-XFW:
Chrome, specify C1: add \$40.90.

8720-30-XFW:
Chrome, specify C1: add \$294.00.
Satin Nickel Chrome: specify SNC, add \$207.55.

8609-XFW:
Chrome, specify C1: add \$50.00.
Satin Nickel Chrome: specify SNC, add \$60.00.

8609-30-XFW:
Chrome, specify C1: add
\$106.90.
Satin Nickel Chrome: specify
SNC, add \$116.90.

Less than minimum:
1-23, add: \$15.00.
24-49, add: \$7.50.

Black Caster Option:



For 8900 only. Add
"-C" to model number,
add: \$68.75





Models 8609-XFW and 8609-30-XFW,
Premium Metal Base Glide:
add \$5:00. Specify MBG.

Textile Options:

- For pricing on grades 11-24,
refer to the Upholstery
Grading Chart on page 18.
- For textile selections,
grades 4-10, refer to the
Finish/Color Selector.
- COM (Customer's Own
Material), refer to page 15.



Emma "X" | Finished Wood

WL02-XFW Tapered Round Wood Leg Chair									Specification	Other
	Quantity	COM/ Gr.4	Gr.5	Gr.6	Gr.7	Gr.8	Gr.9	Gr.10	20"w x 23"d x 32-1/4"h COM: .50 yds. Actual Weight: 20 lbs. Shipping Weight: 23.5 lbs. Freight Class: 250 1 per carton, 11.7 cu.ft. Recycled Content: 1.47%	
	1-23	1015.00	1020.00	1026.50	1030.50	1033.50	1036.50	1043.50		
	24-99	1005.00	1010.00	1016.50	1020.50	1023.50	1026.50	1033.50		
	100-399	1000.00	1005.00	1011.50	1015.50	1018.50	1021.50	1028.50		
	400+	997.50	1002.50	1009.00	1013.00	1016.00	1019.00	1026.00		
WLBS130-XFW Tapered Round Wood Leg Barstool									Specification	Other
	Quantity	COM/ Gr.4	Gr.5	Gr.6	Gr.7	Gr.8	Gr.9	Gr.10	20"w x 22-3/4"d x 44-3/4"h COM: .50 yds. Actual Weight: 26.5 lbs. Shipping Weight: 42 lbs. Freight Class: 250 1 per carton, 19.64 cu.ft. Recycled Content: 1.66%	
	1-9	1125.00	1130.00	1136.50	1140.50	1143.50	1146.50	1153.50		
	10-49	1115.00	1120.00	1126.50	1130.50	1133.50	1136.50	1143.50		
	50-99	1110.00	1115.00	1121.50	1125.50	1128.50	1131.50	1138.50		
	100+	1107.50	1112.50	1119.00	1123.00	1126.00	1129.00	1136.00		
WL60-XFW Wood Leg Swivel Chair									Specification	Other
	Quantity	COM/ Gr.4	Gr.5	Gr.6	Gr.7	Gr.8	Gr.9	Gr.10	20-1/2"w x 24"d x 31-3/4"h COM: .50 yds. Actual Weight: 22.9 lbs. Shipping Weight: 32.9 lbs. Freight Class: 250 1 per carton, 11.69 cu.ft. Recycled Content: 7.79%	
	1-23	1265.00	1270.00	1276.50	1280.50	1283.50	1286.50	1293.50		
	24-99	1255.00	1260.00	1266.50	1270.50	1273.50	1276.50	1283.50		
	100-399	1250.00	1255.00	1261.50	1265.50	1268.50	1271.50	1278.50		
	400+	1247.50	1252.50	1259.00	1263.00	1266.00	1269.00	1276.00		
WL70-XFW Wood Bent Ply Leg Chair									Specification	Other
	Quantity	COM/ Gr.4	Gr.5	Gr.6	Gr.7	Gr.8	Gr.9	Gr.10	20-1/2"w x 22-1/2"d x 32"h COM: .50 yds. Actual Weight: 17.5 lbs. Shipping Weight: 23.5 lbs. Freight Class: 250 1 per carton, 11.69 cu.ft. Recycled Content: 0.00%	
	1-23	955.00	960.00	966.50	970.50	973.50	976.50	983.50		
	24-99	945.00	950.00	956.50	960.50	963.50	966.50	973.50		
	100-399	940.00	945.00	951.50	955.50	958.50	961.50	968.50		
	400+	937.50	942.50	949.00	953.00	956.00	959.00	966.00		

Standard Features

Standard Powdercoat Colors:
Standard powdercoat finishes

Standard veneer shell and/or legs in maple.
Refer to Finish/Color Selector for stain colors
and page 17 for premier stain upcharge.

Premium Metal Base Glides.



Options

Optional Plated Finishes: (50 piece minimum)

WL02-XFW:

Chrome, specify C1: add \$32.25.

Satin Nickel Chrome: specify SNC, add \$42.25

WLBS130-XFW:

Chrome, specify C1: add \$61.60.

Satin Nickel Chrome: specify SNC, add \$71.60.

Less than minimum:

1-23, add: \$15.00.

24-49, add: \$7.50.

Textile Options:

- For pricing on grades 11-24, refer to the Upholstery Grading Chart on page 18.

- For textile selections, grades 4-10, refer to the Finish/Color Selector.

- COM (Customer's Own Material), refer to page 15.


To Order:


All orders must specify:


1. Ship To address.
2. Any critical opening dates.
3. Model number.
4. Frame finish by number and color name.
5. Upholstery selection by pattern name, color number and name.
6. Stain color and number.




Emma "X" | Finished Wood with Back Pad

7523-C-XFWBP Swivel Pedestal Caster Chair									Specification	Other
	Quantity	COM/ Gr.4	Gr.5	Gr.6	Gr.7	Gr.8	Gr.9	Gr.10	21-1/2"w x 23"d x 32-1/2"h COM: 1.10 yds. Actual Weight: 22 lbs. Shipping Weight: 34.5 lbs. Freight Class: 250 1 per carton, 17 cu.ft. Recycled Content: 6.26%	Black Twin Wheel Casters standard. Without casters: remove (-C) from model number.
	1-23	770.00	781.00	795.30	804.10	810.70	817.30	832.70		
	24-99	760.00	771.00	785.30	794.10	800.70	807.30	822.70		
	100-399	755.00	766.00	780.30	789.10	795.70	802.30	817.70		
	400+	752.50	763.50	777.80	786.60	793.20	799.80	815.20		

8650-C-XFWBP Swivel/Tilt Pedestal Caster Chair									Specification	Other
	Quantity	COM/ Gr.4	Gr.5	Gr.6	Gr.7	Gr.8	Gr.9	Gr.10	24"w x 24-1/4"d x 35"h COM: 1.10 yds. Actual Weight: 26.5 lbs. Shipping Weight: 35.5 lbs. Freight Class: 250 1 per carton, 17 cu.ft. Recycled Content: 5.81%	Gas lift travel 4-1/4" Overall back ht: 30-3/4" - 35" Black Twin Wheel Casters standard. Polished aluminum standard.
	1-23	795.00	806.00	820.30	829.10	835.70	842.30	857.70		
	24-99	785.00	796.00	810.30	819.10	825.70	832.30	847.70		
	100-399	780.00	791.00	805.30	814.10	820.70	827.30	842.70		
	400+	777.50	788.50	802.80	811.60	818.20	824.80	840.20		

8621-XFWBP Bent Leg Chair									Specification	Other
	Quantity	COM/ Gr.4	Gr.5	Gr.6	Gr.7	Gr.8	Gr.9	Gr.10	20"w x 22"d x 32-1/4"h COM: 1.10 yds. Actual Weight: 18.5 lbs. Shipping Weight: 26.5 lbs. Freight Class: 250 1 per carton, 11.69 cu.ft. Recycled Content: 8.99%	Premium metal base glides standard. 3/4" dia. bent leg.
	1-23	705.00	716.00	730.30	739.10	745.70	752.30	767.70		
	24-99	695.00	706.00	720.30	729.10	735.70	742.30	757.70		
	100-399	690.00	701.00	715.30	724.10	730.70	737.30	752.70		
	400+	687.50	698.50	712.80	721.60	728.20	734.80	750.20		

8621-30-XFWBP Bent Leg Barstool									Specification	Other
	Quantity	COM/ Gr.4	Gr.5	Gr.6	Gr.7	Gr.8	Gr.9	Gr.10	22"w x 24"d x 43-3/4"h COM: 1.10 yds. Actual Weight: 64.5 lbs. Shipping Weight: 91.5 lbs. Freight Class: 175 1 per carton, 22.6 cu.ft. Recycled Content: 27.67%	Premium metal base glides standard. 3/4" dia. bent leg.
	1-9	755.00	766.00	780.30	789.10	795.70	802.30	817.70		
	10-49	745.00	756.00	770.30	779.10	785.70	792.30	807.70		
	50-99	740.00	751.00	765.30	774.10	780.70	787.30	802.70		
	100+	737.50	748.50	762.80	771.60	778.20	784.80	800.20		

Standard Features

Standard Powdercoat Colors:

Standard powdercoat finishes, except on 8650-C-XFWBP and 8900-XFWBP.

Standard veneer in maple. Refer to Finish/Color Selector for stain colors and page 17 for premier stain upcharge.



Options

Optional Plated Finishes: (50 piece minimum)

8621-XFWBP and 8621-30-XFWBP:

Chair: Chrome, specify C1: add \$35.00.

Barstool: Chrome, specify CI: add \$112.30.

Chair: Satin Nickel Chrome: specify SNC, add \$45.00.

Barstool: Satin Nickel Chrome: specify SNC, add \$122.30.

Less than minimum:

1-23, add: \$15.00.

24-49, add: \$7.50.

7523: For optional chrome column with polished aluminum base, specify CPA, add: \$40.25.
(Extended lead time, contact MTS).

8650-C: For optional powdercoat with black column, specify PCB and BPC. For optional powdercoat with chrome column, specify PCB only.

Textile Options:

- For pricing on grades 11-24, refer to the Upholstery Grading Chart on page 18.
- For textile selections, grades 4-10, refer to the Finish/Color Selector.
- COM (Customer's Own Material), refer to page 15.

To Order:

All orders must specify:


- Ship To address.
- Any critical opening dates.
- Model number.
- Frame finish by number and color name.
- Upholstery selection by pattern name, color number and name.
- Stain color and number.




Emma "X" | Finished Wood with Back Pad

Products on this page are covered by the following Patents and/or Patents pending: #D822,418 S


8900-XFWBP Spider Pedestal Base Swivel Chair

	Quantity	COM/ Gr.4	Gr.5	Gr.6	Gr.7	Gr.8	Gr.9	Gr.10	Specification	Other
	1-23	830.00	841.00	855.30	864.10	870.70	877.30	892.70	20"w x 22-1/4"d x 33"h COM: 1.10 yds. Actual Weight: 19.5 lbs. Shipping Weight: 25.5 lbs. Freight Class: 250 1 per carton, 11.69 cu.ft. Recycled Content: 3.02%	Polypropylene white glides. Polished aluminum finish on .
	24-99	820.00	831.00	845.30	854.10	860.70	867.30	882.70		
	100-399	815.00	826.00	840.30	849.10	855.70	862.30	877.70		
	400+	812.50	823.50	837.80	846.60	853.20	859.80	875.20		


316-30-XFWBP Swivel Barstool

	Quantity	COM/ Gr.4	Gr.5	Gr.6	Gr.7	Gr.8	Gr.9	Gr.10	Specification	Other
	1-9	747.50	758.50	772.80	781.60	788.20	794.80	810.20	20"w x 23"d x 43-3/4"h COM: 1.10 yds. Actual Weight: 24.5 lbs. Shipping Weight: 39.5 lbs. Freight Class: 250 1 per carton, 19.64 cu.ft. Recycled Content: 17%	Specify Brass (BRT) or Chrome (CRT) footring and glide.
	10-49	737.50	748.50	762.80	771.60	778.20	784.80	800.20		
	50-99	732.50	743.50	757.80	766.60	773.20	779.80	795.20		
	100+	730.00	741.00	755.30	764.10	770.70	777.30	792.70		


8720-30-XFWBP Round Pedestal Base Swivel Barstool

	Quantity	COM/ Gr.4	Gr.5	Gr.6	Gr.7	Gr.8	Gr.9	Gr.10	Specification	Other
	1-9	1115.00	1126.00	1140.30	1149.10	1155.70	1162.30	1177.70	22"w x 24"d x 43-3/4"h COM: 1.10 yds. Actual Weight: 52 lbs. Shipping Weight: 79 lbs. Freight Class: 175 1 per carton, 22.6 cu.ft. Recycled Content: 27.67%	Black manually adjustable glides.
	10-49	1105.00	1116.00	1130.30	1139.10	1145.70	1152.30	1167.70		
	50-99	1100.00	1111.00	1125.30	1134.10	1140.70	1147.30	1162.70		
	100+	1097.50	1108.50	1122.80	1131.60	1138.20	1144.80	1160.20		

8609-XFWBP Tapered Leg Chair

	Quantity	COM/ Gr.4	Gr.5	Gr.6	Gr.7	Gr.8	Gr.9	Gr.10	Specification	Other
	1-23	715.00	726.00	740.30	749.10	755.70	762.30	777.70	20"w x 23-1/4"d x 31-1/2"h COM: 1.10 yds. Actual Weight: 21.5 lbs. Shipping Weight: 27.5 lbs. Freight Class: 250 1 per carton, 11.69 cu.ft. Recycled Content: 11.23%	Non-marring clear butyrate glides.
	24-99	705.00	716.00	730.30	739.10	745.70	752.30	767.70		
	100-399	700.00	711.00	725.30	734.10	740.70	747.30	762.70		
	400+	697.50	708.50	722.80	731.60	738.20	744.80	760.20		

8609-30-XFWBP Tapered Leg Barstool

	Quantity	COM/ Gr.4	Gr.5	Gr.6	Gr.7	Gr.8	Gr.9	Gr.10	Specification	Other
	1-9	765.00	776.00	790.30	799.10	805.70	812.30	827.70	20"w x 23-1/4"d x 44-1/2"h COM: 1.10 yds. Actual Weight: 28.5 lbs. Shipping Weight: 38.5 lbs. Freight Class: 250 1 per carton, 19.64 cu.ft. Recycled Content: 14.98%	Non-marring clear butyrate glides. Footrest: Specify Gold (GAF), Silver (SSF), or black (BAF).
	10-49	755.00	766.00	780.30	789.10	795.70	802.30	817.70		
	50-99	750.00	761.00	775.30	784.10	790.70	797.30	812.70		
	100+	747.50	758.50	772.80	781.60	788.20	794.80	810.20		

Standard Features

Standard Powdercoat Colors:

Standard powdercoat finishes, except on 8900-XFWBP.

Standard veneer in maple. Refer to Finish/Color Selector for stain colors and page 17 for premier stain upcharge.



Options

Optional Plated Finishes: (50 piece minimum)

316-30-XFWBP:

Chrome, specify C1: add \$40.90.

8720-30-XFWBP:

Chrome, specify C1: add \$294.00.

Satin Nickel Chrome: specify SNC, add \$207.55.

8609-XFWBP:

Chrome, specify C1: add \$50.00.

Satin Nickel Chrome: specify SNC, add \$60.00.

8609-30-XFWBP:

Chrome, specify C1: add \$106.90.

Satin Nickel Chrome: specify SNC, add \$116.90

Less than minimum:

1-23, add: \$15.00.

24-49, add: \$7.50.

Black Caster Option:



For 8900 only. Add
"-C" to model number,
add: \$68.75

Models 8609-XFWBP and
8609-30-XFWBP,
Premium Metal Base Glide:
add \$5.00. Specify MBG.


Textile Options:

- For pricing on grades 11-24, refer to the Upholstery Grading Chart on page 18.
- For textile selections, grades 4-10, refer to the Finish/Color Selector.
- COM (Customer's Own Material), refer to page 15.




Emma "X" | Finished Wood with Back Pad


WL02-XFWBP Tapered Round Wood Leg Chair

	Quantity	COM/ Gr.4	Gr.5	Gr.6	Gr.7	Gr.8	Gr.9	Gr.10	20"w x 23"d x 32-1/4"h COM: 1.10 yds. Actual Weight: 21 lbs. Shipping Weight: 24 lbs. Freight Class: 250 1 per carton, 11.7 cu.ft. Recycled Content: 1.40%
	1-23	1065.00	1076.00	1090.30	1099.10	1105.70	1112.30	1127.70	
	24-99	1055.00	1066.00	1080.30	1089.10	1095.70	1102.30	1117.70	
	100-399	1050.00	1061.00	1075.30	1084.10	1090.70	1097.30	1112.70	
	400+	1047.50	1058.50	1072.80	1081.60	1088.20	1094.80	1110.20	


WLBS130-XFWBP Tapered Round Wood Leg Barstool

	Quantity	COM/ Gr.4	Gr.5	Gr.6	Gr.7	Gr.8	Gr.9	Gr.10	20"w x 22-3/4"d x 44-3/4"h COM: 1.10 yds. Actual Weight: 27.5 lbs. Shipping Weight: 43 lbs. Freight Class: 250 1 per carton, 19.64 cu.ft. Recycled Content: 1.60%
	1-9	1175.00	1186.00	1200.30	1209.10	1215.70	1222.30	1237.70	
	10-49	1165.00	1176.00	1190.30	1199.10	1205.70	1212.30	1227.70	
	50-99	1160.00	1171.00	1185.30	1194.10	1200.70	1207.30	1222.70	
	100+	1157.50	1168.50	1182.80	1191.60	1198.20	1204.80	1220.20	

WL60-XFWBP Wood Leg Swivel Chair

	Quantity	COM/ Gr.4	Gr.5	Gr.6	Gr.7	Gr.8	Gr.9	Gr.10	20"w x 22-1/4"d x 31-3/4"h COM: 1.10 yds. Actual Weight: 22.4 lbs. Shipping Weight: 32.4 lbs. Freight Class: 250 1 per carton, 11.69 cu.ft. Recycled Content: 7.97%
	1-23	1315.00	1326.00	1340.30	1349.10	1355.70	1362.30	1377.70	
	24-99	1305.00	1316.00	1330.30	1339.10	1345.70	1352.30	1367.70	
	100-399	1300.00	1311.00	1325.30	1334.10	1340.70	1347.30	1362.70	
	400+	1297.50	1308.50	1322.80	1331.60	1338.20	1344.80	1360.20	

WL70-XFWBP Wood Bent Ply Leg Chair

	Quantity	COM/ Gr.4	Gr.5	Gr.6	Gr.7	Gr.8	Gr.9	Gr.10	20-1/2"w x 22-1/2"d x 32"h COM: 1.1 yds. Actual Weight: 18.5 lbs. Shipping Weight: 24.5 lbs. Freight Class: 250 1 per carton, 11.69 cu.ft. Recycled Content: 0.00%
	1-23	1005.00	1016.00	1030.30	1039.10	1045.70	1052.30	1067.70	
	24-99	995.00	1006.00	1020.30	1029.10	1035.70	1042.30	1057.70	
	100-399	990.00	1001.00	1015.30	1024.10	1030.70	1037.30	1052.70	
	400+	987.50	998.50	1012.80	1021.60	1028.20	1034.80	1050.20	

Standard Features

Standard Powdercoat Colors:
Standard powdercoat finishes

Standard veneer shell and/or legs in maple.
Refer to Finish/Color Selector for stain colors
and page 17 for premier stain upcharge.

Premium Metal Base Glides.



Options

Optional Plated Finishes: (50 piece minimum)

WL02-XFWBP:

Chrome, specify C1: add \$32.25.

Satin Nickel Chrome: specify SNC, add \$42.25

WLBS130-XFWBP:

Chrome, specify C1: add \$61.60.

Satin Nickel Chrome: specify SNC, add \$71.60.

Less than minimum:

1-23, add: \$15.00.

24-49, add: \$7.50.

Textile Options:

- For pricing on grades 11-24, refer to the Upholstery Grading Chart on page 18.
- For textile selections, grades 4-10, refer to the Finish/Color Selector.

- COM (Customer's Own Material), refer to page 15.

To Order:


All orders must specify:


- Ship To address.
- Any critical opening dates.
- Model number.
- Frame finish by number and color name.
- Upholstery selection by pattern name, color number and name.
- Stain color and number.





Emma "X" | Mid Back


Products on this page are covered by the following Patents and/or Patents pending: #D822,418 S

8621-30-XM Bent Leg Barstool									Specification	Other
	Quantity	COM/ Gr.4	Gr.5	Gr.6	Gr.7	Gr.8	Gr.9	Gr.10	20-3/4"w x 23-1/4"d x 38-3/4"h COM: 1.5 yds. Actual Weight: 15.5 lbs. Shipping Weight: 25.5 lbs. Freight Class: 250 1 per carton, 19.64 cu.ft. Recycled Content: 21%	Premium metal base glides standard. 3/4" dia. bent leg.
	1-9	565.00	580.00	599.50	611.50	620.50	629.50	650.50		
	10-49	555.00	570.00	589.50	601.50	610.50	619.50	640.50		
	50-99	550.00	565.00	584.50	596.50	605.50	614.50	635.50		
	100+	547.50	562.50	582.00	594.00	603.00	612.00	633.00		

316-30-XM Swivel Barstool									Specification	Other
	Quantity	COM/ Gr.4	Gr.5	Gr.6	Gr.7	Gr.8	Gr.9	Gr.10	20-3/4"w x 23-1/4"d x 39"h COM: 1.5 yds. Actual Weight: 21.5 lbs. Shipping Weight: 32 lbs. Freight Class: 250 1 per carton, 16.25 cu.ft. Recycled Content: 19.53%	Specify Brass (BRT) or Chrome (CRT) footring and glide.
	1-9	560.00	575.00	594.50	606.50	615.50	624.50	645.50		
	10-49	550.00	565.00	584.50	596.50	605.50	614.50	635.50		
	50-99	545.00	560.00	579.50	591.50	600.50	609.50	630.50		
	100+	542.50	557.50	577.00	589.00	598.00	607.00	628.00		

8720-30-XM Round Pedestal Base Swivel Barstool									Specification	Other
	Quantity	COM/ Gr.4	Gr.5	Gr.6	Gr.7	Gr.8	Gr.9	Gr.10	20-3/4"w x 23-1/2"d x 39"h COM: 1.5 yds. Actual Weight: 59 lbs. Shipping Weight: 80 lbs. Freight Class: 150 1 per carton, 23 cu.ft. Recycled Content: 24.32%	Black manually adjustable glides.
	1-9	925.50	940.50	960.00	972.00	981.00	990.00	1011.00		
	10-49	915.50	930.50	950.00	962.00	971.00	980.00	1001.00		
	50-99	910.50	925.50	945.00	957.00	966.00	975.00	996.00		
	100+	908.00	923.00	942.50	954.50	963.50	972.50	993.50		

8609-30-XM Tapered Leg Barstool									Specification	Other
	Quantity	COM/ Gr.4	Gr.5	Gr.6	Gr.7	Gr.8	Gr.9	Gr.10	21"w x 22"d x 39-3/4"h COM: 1.5 yds. Actual Weight: 24.5 lbs. Shipping Weight: 34 lbs. Freight Class: 250 1 per carton, 19.64 cu.ft. Recycled Content: 18.14%	Non-marring clear butyrate glides. Footrest: Specify Gold (GAF), Silver (SSF), or black (BAF).
	1-9	575.00	590.00	609.50	621.50	630.50	639.50	660.50		
	10-49	565.00	580.00	599.50	611.50	620.50	629.50	650.50		
	50-99	560.00	575.00	594.50	606.50	615.50	624.50	645.50		
	100+	557.50	572.50	592.00	604.00	613.00	622.00	643.00		

WLBS130-XM Tapered Round Wood Leg Barstool									Specification	Other
	Quantity	COM/ Gr.4	Gr.5	Gr.6	Gr.7	Gr.8	Gr.9	Gr.10	20-3/4"w x 23"d x 40"h COM: 1.5 yds. Actual Weight: 22.5 lbs. Shipping Weight: 28 lbs. Freight Class: 250 1 per carton, 19.64 cu.ft. Recycled Content: 9.80%	Premium metal base glides standard.
	1-9	985.00	1000.00	1019.50	1031.50	1040.50	1049.50	1070.50		
	10-49	975.00	990.00	1009.50	1021.50	1030.50	1039.50	1060.50		
	50-99	970.00	985.00	1004.50	1016.50	1025.50	1034.50	1055.50		
	100+	967.50	982.50	1002.00	1014.00	1023.00	1032.00	1053.00		

Standard Features

Standard Powdercoat Colors:

Standard powdercoat finishes

Standard veneer in maple. Refer to Finish/Color Selector for stain colors and page 17 for premier stain upcharge.



Options

Optional Plated Finishes: (50 piece minimum)

8621-30-XM

Chrome, specify C1: add \$112.30.
Satin Nickel Chrome, specify SNC
add: \$122.30.

316-30-XM:

Chrome, specify C1: add \$40.90.

8720-30-XM:

Chrome, specify C1: add \$294.00.
Satin Nickel Chrome: specify SNC, add \$207.55.

8609-30-XM:

Chrome, specify C1: add \$106.90.
Satin Nickel Chrome: specify SNC: add \$116.90.

WLBS130-XM:

Chrome, specify C1: add \$61.60.
Satin Nickel Chrome: specify SNC: add \$71.60.

Less than minimum:

1-23, add: \$15.00.
24-49, add: \$7.50.

Models 8609-30-XM.

Premium Metal Base Glide:
add \$5.00. Specify MBG.


Textile Options:


- For pricing on grades 11-24, refer to the Upholstery Grading Chart on page 18.
- For textile selections, grades 4-10, refer to the Finish/Color Selector.
- COM (Customer's Own Material), refer to page 15.





Emma "X" | Mid Back Finished Wood


Products on this page are covered by the following Patents and/or Patents pending: #D822,418 S

8621-30-XMFW Bent Leg Barstool								Specification	Other	
	Quantity	COM/ Gr.4	Gr.5	Gr.6	Gr.7	Gr.8	Gr.9	Gr.10	21-1/4"w x 23-1/4"d x 38-1/2"h COM: .5 yds. Actual Weight: 14 lbs. Shipping Weight: 24 lbs. Freight Class: 250 1 per carton, 19.64 cu.ft. Recycled Content: 23.25%	Premium metal base glides standard. 3/4" dia. bent leg.
	1-9	690.00	695.00	701.50	705.50	708.50	711.50	718.50		
	10-49	680.00	685.00	691.50	695.50	698.50	701.50	708.50		
	50-99	675.00	680.00	686.50	690.50	693.50	696.50	703.50		
	100+	672.50	677.50	684.00	688.00	691.00	694.00	701.00		

316-30-XMFW Swivel Barstool								Specification	Other	
	Quantity	COM/ Gr.4	Gr.5	Gr.6	Gr.7	Gr.8	Gr.9	Gr.10	20"w x 23-1/4"d x 38-3/4"h COM: .5 yds. Actual Weight: 20 lbs. Shipping Weight: 30.5 lbs. Freight Class: 250 1 per carton, 16.25 cu.ft. Recycled Content: 21.0%	Specify Brass (BRT) or Chrome (CRT) footring and glide.
	1-9	685.00	690.00	696.50	700.50	703.50	706.50	713.50		
	10-49	675.00	680.00	686.50	690.50	693.50	696.50	703.50		
	50-99	670.00	675.00	681.50	685.50	688.50	691.50	698.50		
	100+	667.50	672.50	679.00	683.00	686.00	689.00	696.00		

8720-30-XMFW Round Pedestal Base Swivel Barstool								Specification	Other	
	Quantity	COM/ Gr.4	Gr.5	Gr.6	Gr.7	Gr.8	Gr.9	Gr.10	20"w x 23-1/2"d x 38-3/4"h COM: .5 yds. Actual Weight: 57.5 lbs. Shipping Weight: 78.5 lbs. Freight Class: 150 1 per carton, 23 cu.ft. Recycled Content: 24.96%	Black manually adjustable glides.
	1-9	1050.50	1055.50	1062.00	1066.00	1069.00	1072.00	1079.00		
	10-49	1040.50	1045.50	1052.00	1056.00	1059.00	1062.00	1069.00		
	50-99	1035.50	1040.50	1047.00	1051.00	1054.00	1057.00	1064.00		
	100+	1033.00	1038.00	1044.50	1048.50	1051.50	1054.50	1061.50		

8609-30-XMFW Tapered Leg Barstool								Specification	Other	
	Quantity	COM/ Gr.4	Gr.5	Gr.6	Gr.7	Gr.8	Gr.9	Gr.10	20"w x 22"d x 38-1/2"h COM: .5 yds. Actual Weight: 23 lbs. Shipping Weight: 32.5 lbs. Freight Class: 250 1 per carton, 19.64 cu.ft. Recycled Content: 19.33%	Non-marring clear butyrate glides. Footrest: Specify Gold (GAF), Silver (SSF), or black (BAF).
	1-9	700.00	705.00	711.50	715.50	718.50	721.50	728.50		
	10-49	690.00	695.00	701.50	705.50	708.50	711.50	718.50		
	50-99	685.00	690.00	696.50	700.50	703.50	706.50	713.50		
	100+	682.50	687.50	694.00	698.00	701.00	704.00	711.00		

WLBS130-XMFW Tapered Round Wood Leg Barstool								Specification	Other	
	Quantity	COM/ Gr.4	Gr.5	Gr.6	Gr.7	Gr.8	Gr.9	Gr.10	20"w x 23"d x 39-3/4"h COM: .5 yds. Actual Weight: 21 lbs. Shipping Weight: 26.5 lbs. Freight Class: 250 1 per carton, 19.64 cu.ft. Recycled Content: 10.5%	Premium metal base glides standard.
	1-9	1110.00	1115.00	1121.50	1125.50	1128.50	1131.50	1138.50		
	10-49	1100.00	1105.00	1111.50	1115.50	1118.50	1121.50	1128.50		
	50-99	1095.00	1100.00	1106.50	1110.50	1113.50	1116.50	1123.50		
	100+	1092.50	1097.50	1104.00	1108.00	1111.00	1114.00	1121.00		

Standard Features

Standard Powdercoat Colors:
Standard powdercoat finishes

Standard veneer in maple. Refer to Finish/
Color Selector for stain colors and page 17 for
premier stain upcharge.



Options

Optional Plated Finishes: (50 piece minimum)

8621-30-XMFW
Chrome, specify C1: add \$112.30.
Satin Nickel Chrome, specify SNC
add: \$122.30.

316-30-XMFW:
Chrome, specify C1: add \$40.90.

8720-30-XMFW:
Chrome, specify C1: add \$294.00.
Satin Nickel Chrome: specify SNC, add \$207.55.

8609-30-XMFW:
Chrome, specify C1: add \$106.90.
Satin Nickel Chrome: specify SNC: add \$116.90.

WLBS130-XMFW:
Chrome, specify C1: add \$61.60.
Satin Nickel Chrome: specify SNC: add \$71.60.

Less than minimum:
1-23, add: \$15.00.
24-49, add: \$7.50.

Models 8609-30-XMFW.
Premium Metal Base Glide:
add \$5:00. Specify MBG.


Textile Options:


- For pricing on grades 11-24, refer to the Upholstery Grading Chart on page 18.
- For textile selections, grades 4-10, refer to the Finish/Color Selector.
- COM (Customer's Own Material), refer to page 15.





Emma "X" | Mid Back Finished Wood w/ Back Pad


Products on this page are covered by the following Patents and/or Patents pending: #D822,418 S

8621-30XMFWBP Bent Leg Barstool									Specification	Other
	Quantity	COM/ Gr.4	Gr.5	Gr.6	Gr.7	Gr.8	Gr.9	Gr.10	21-1/4"w x 23-1/4"d x 38-1/2"h COM: .9 yds. Actual Weight: 14.5 lbs. Shipping Weight: 24.5 lbs. Freight Class: 250 1 per carton, 19.64 cu.ft. Recycled Content: 22.45%	Premium metal base glides standard. 3/4" dia. bent leg.
	1-9	740.00	749.00	760.70	767.90	773.30	778.70	791.30		
	10-49	730.00	739.00	750.70	757.90	763.30	768.70	781.30		
	50-99	725.00	734.00	745.70	752.90	758.30	763.70	776.30		
	100+	722.50	731.50	743.20	750.40	755.80	761.20	773.80		

316-30-XMFWBP Swivel Barstool									Specification	Other
	Quantity	COM/ Gr.4	Gr.5	Gr.6	Gr.7	Gr.8	Gr.9	Gr.10	20"w x 23-1/4"d x 38-3/4"h COM: .9 yds. Actual Weight: 20.5 lbs. Shipping Weight: 31 lbs. Freight Class: 250 1 per carton, 16.25 cu.ft. Recycled Content: 20.49%	Specify Brass (BRT) or Chrome (CRT) footring and glide.
	1-9	735.00	744.00	755.70	762.90	768.30	773.70	786.30		
	10-49	725.00	734.00	745.70	752.90	758.30	763.70	776.30		
	50-99	720.00	729.00	740.70	747.90	753.30	758.70	771.30		
	100+	717.50	726.50	738.20	745.40	750.80	756.20	768.80		

8720-30XMFWBP Round Pedestal Base Swivel Barstool									Specification	Other
	Quantity	COM/ Gr.4	Gr.5	Gr.6	Gr.7	Gr.8	Gr.9	Gr.10	20"w x 23-1/2"d x 38-3/4"h COM: .9 yds. Actual Weight: 58 lbs. Shipping Weight: 79 lbs. Freight Class: 150 1 per carton, 23 cu.ft. Recycled Content: 24.74%	Black manually adjustable glides.
	1-9	1100.50	1109.50	1121.20	1128.40	1133.80	1139.20	1151.80		
	10-49	1090.50	1099.50	1111.20	1118.40	1123.80	1129.20	1141.80		
	50-99	1085.50	1094.50	1106.20	1113.40	1118.80	1124.20	1136.80		
	100+	1083.00	1092.00	1103.70	1110.90	1116.30	1121.70	1134.30		

8609-30XMFWBP Tapered Leg Barstool									Specification	Other
	Quantity	COM/ Gr.4	Gr.5	Gr.6	Gr.7	Gr.8	Gr.9	Gr.10	20"w x 22"d x 38-1/2"h COM: .9 yds. Actual Weight: 23.5 lbs. Shipping Weight: 33 lbs. Freight Class: 250 1 per carton, 19.64 cu.ft. Recycled Content: 18.91%	Non-marring clear butyrate glides. Footrest: Specify Gold (GAF), Silver (SSF), or black (BAF).
	1-9	750.00	759.00	770.70	777.90	783.30	788.70	801.30		
	10-49	740.00	749.00	760.70	767.90	773.30	778.70	791.30		
	50-99	735.00	744.00	755.70	762.90	768.30	773.70	786.30		
	100+	732.50	741.50	753.20	760.40	765.80	771.20	783.80		

WLBS130XMFWBP Tapered Round Wood Leg Barstool									Specification	Other
	Quantity	COM/ Gr.4	Gr.5	Gr.6	Gr.7	Gr.8	Gr.9	Gr.10	20"w x 23"d x 39-3/4"h COM: .9 yds. Actual Weight: 21.5 lbs. Shipping Weight: 27 lbs. Freight Class: 250 1 per carton, 19.64 cu.ft. Recycled Content: 10.26%	Premium metal base glides standard.
	1-9	1160.00	1169.00	1180.70	1187.90	1193.30	1198.70	1211.30		
	10-49	1150.00	1159.00	1170.70	1177.90	1183.30	1188.70	1201.30		
	50-99	1145.00	1154.00	1165.70	1172.90	1178.30	1183.70	1196.30		
	100+	1142.50	1151.50	1163.20	1170.40	1175.80	1181.20	1193.80		

Standard Features

Standard Powdercoat Colors:
Standard powdercoat finishes

Standard veneer in maple. Refer to Finish/
Color Selector for stain colors and page 17 for
premier stain upcharge.



Options

Optional Plated Finishes: (50 piece minimum)

8621-30-XMFWBP

Chrome, specify C1: add \$112.30.
Satin Nickel Chrome, specify SNC
add: \$122.30.

316-30-XMFWBP:

Chrome, specify C1: add \$40.90.

8720-30-XMFWBP:

Chrome, specify C1: add \$294.00.
Satin Nickel Chrome: specify SNC, add \$207.55.

8609-30-XMFWBP:

Chrome, specify C1: add \$106.90.
Satin Nickel Chrome: specify SNC: add \$116.90.

WLBS130-XMFWBP:

Chrome, specify C1: add \$61.60.
Satin Nickel Chrome: specify SNC: add \$71.60.

Less than minimum:

1-23, add: \$15.00.
24-49, add: \$7.50.


Models 8609-30-XMFWBP.
Premium Metal Base Glide:
add \$5.00. Specify MBG.


Textile Options:


- For pricing on grades 11-24, refer to the Upholstery Grading Chart on page 18.
- For textile selections, grades 4-10, refer to the Finish/Color Selector.
- COM (Customer's Own Material), refer to page 15.





Emma "Y"

7523-C-Y	Swivel Pedestal Caster Chair								Specification	Other
	Quantity	COM/ Gr.4	Gr.5	Gr.6	Gr.7	Gr.8	Gr.9	Gr.10	22-1/2" w x 24" d x 33-3/4" h COM: 1.85 yds. Actual Weight: 21.5 lbs. Shipping Weight: 27 lbs. Freight Class: 100 Y: 2 per carton, 9.25 cu.ft. 7523-C: 2 per carton, 8 cu.ft. Recycled Content: 7.33%	Black Twin Wheel Casters standard. Without casters: remove (-C) from model number.
	1-23	615.00	632.50	655.25	669.25	679.75	690.25	714.75		
	24-99	605.00	622.50	645.25	659.25	669.75	680.25	704.75		
	100-399	600.00	617.50	640.25	654.25	664.75	675.25	699.75		
	400+	597.50	615.00	637.75	651.75	662.25	672.75	697.25		

8650-C-Y	Swivel/Tilt Pedestal Caster Chair								Specification	Other
	Quantity	COM/ Gr.4	Gr.5	Gr.6	Gr.7	Gr.8	Gr.9	Gr.10	24-3/4" w x 25-1/4" d x 35-1/2" h COM: 1.85 yds. Actual Weight: 27.5 lbs. Shipping Weight: 37.5 lbs. Freight Class: 250 1 per carton, 17 cu.ft. Recycled Content: 8.27%	
	1-23	640.00	658.50	682.55	697.35	708.45	719.55	745.45	Gas lift travel 4-1/4" Overall back ht: 31-1/4" - 35-1/2" Black Twin Wheel Casters standard. Polished aluminum standard.	
	24-99	630.00	648.50	672.55	687.35	698.45	709.55	735.45		
	100-399	625.00	643.50	667.55	682.35	693.45	704.55	730.45		
	400+	622.50	641.00	665.05	679.85	690.95	702.05	727.95		

8621-Y	Bent Leg Chair								Specification	Other
	Quantity	COM/ Gr.4	Gr.5	Gr.6	Gr.7	Gr.8	Gr.9	Gr.10	20-3/4"w x 24-1/4"d x 33"h COM: 1.85 yds. Actual Weight: 19 lbs. Shipping Weight: 25 lbs. Freight Class: 250 1 per carton, 11.69 cu.ft. Recycled Content: 8.47%	Premium metal base glides standard. 3/4" dia. bent leg.
	1-23	550.00	568.50	592.55	607.35	618.45	629.55	655.45		
	24-99	540.00	558.50	582.55	597.35	608.45	619.55	645.45		
	100-399	535.00	553.50	577.55	592.35	603.45	614.55	640.45		
	400+	532.50	551.00	575.05	589.85	600.95	612.05	637.95		

8621-30-Y	Bent Leg Barstool								Specification	Other
	Quantity	COM/ Gr.4	Gr.5	Gr.6	Gr.7	Gr.8	Gr.9	Gr.10	20-3/4"w x 24-1/4"d x 44-1/4"h COM: 1.85 yds. Actual Weight: 19 lbs. Shipping Weight: 39 lbs. Freight Class: 250 1 per carton, 19.64 cu.ft. Recycled Content: 8.47%	Premium metal base glides standard. 3/4" dia. bent leg.
	1-9	600.00	618.50	642.55	657.35	668.45	679.55	705.45		
	10-49	590.00	608.50	632.55	647.35	658.45	669.55	695.45		
	50-99	585.00	603.50	627.55	642.35	653.45	664.55	690.45		
	100+	582.50	601.00	625.05	639.85	650.95	662.05	687.95		

8900-Y	Spider Pedestal Base Swivel Chair								Specification	Other
	Quantity	COM/ Gr.4	Gr.5	Gr.6	Gr.7	Gr.8	Gr.9	Gr.10	20-3/4" w x 23-1/2" d x 33-1/4" h COM: 1.85 yds. Actual Weight: 21.2 lbs. Shipping Weight: 27.5 lbs. Freight Class: 250 1 per carton, 11.69 cu.ft. Recycled Content: 4.13%	White polypropylene glides. Polished Aluminum finish on l .
	1-23	675.00	693.50	717.55	732.35	743.45	754.55	780.45		
	24-99	665.00	683.50	707.55	722.35	733.45	744.55	770.45		
	100-399	660.00	678.50	702.55	717.35	728.45	739.55	765.45		
	400+	657.50	676.00	700.05	714.85	725.95	737.05	762.95		

Standard Features

Standard Powdercoat Colors:

Standard powdercoat finishes, except on 8650-C-Y and 8900-Y.



Options

Optional Plated Finishes: (50 piece minimum)

8621-Y:

Chrome, specify C1: add \$35.00.
Satin Nickel Chrome: specify SNC,
add \$45.00.

8621-30-Y:

Chrome, specify C1: add \$112.30.
Satin Nickel Chrome: specify SNC,
add \$122.30.

Less than minimum:

1-23, add: \$15.00.
24-49, add: \$7.50.

7523: For optional chrome column with polished aluminum base, specify CPA, add: \$40.25. (Extended lead time, contact MTS).

8650-C: For optional powdercoat with black column, specify PCB and BPC. For optional powdercoat with chrome column, specify PCB only.

Textile Options:

Straight Inside Channel,
specify SCI: add \$35.00.

Outside Tufted Back,
Specify UPB and BTO for upholstered button: add \$30.00.



Textile Options:

- For pricing on grades 11-24, refer to the Upholstery Grading Chart on page 18.
- For textile selections, grades 4-10, refer to the Finish/Color Selector.
- COM (Customer's Own Material), refer to page 15.

Black Caster Option:







For 8900 only. Add
"-C" to model number,
add: \$68.75



Emma "Y"

Products on this page are covered by the following Patents and/or Patents pending: #D822,418 S

316-30-Y	Swivel Barstool								Specification	Other
	Quantity	COM/ Gr.4	Gr.5	Gr.6	Gr.7	Gr.8	Gr.9	Gr.10	20-3/4"w x 25-1/4"d x 44-1/2"h COM: 1.85 yds. Actual Weight: 26.2 lbs. Shipping Weight: 35.25 lbs. Freight Class: 250 Y: 2 per carton, 9.25 cu.ft. 316-30: 4 per carton, 6.25 cu.ft. Recycled Content: 15.5%	Specify Brass (BRT) or Chrome (CRT) footing and glide.
	1-9	592.50	611.00	635.05	649.85	660.95	672.05	697.95		
	10-49	582.50	601.00	625.05	639.85	650.95	662.05	687.95		
	50-99	577.50	596.00	620.05	634.85	645.95	657.05	682.95		
	100+	575.00	593.50	617.55	632.35	643.45	654.55	680.45		
8720-30-Y	Round Pedestal Base Swivel Barstool								Specification	Other
	Quantity	COM/ Gr.4	Gr.5	Gr.6	Gr.7	Gr.8	Gr.9	Gr.10	22"w x 25-1/2"d x 44-1/2"h COM: 1.85 yds. Actual Weight: 56 lbs. Shipping Weight: 79.5 lbs. Freight Class: 175 1 per carton, 23 cu.ft. Recycled Content: 26.98%	Black manually adjustable glide.
	1-9	960.00	978.50	1002.55	1017.35	1028.45	1039.55	1065.45		
	10-49	950.00	968.50	992.55	1007.35	1018.45	1029.55	1055.45		
	50-99	945.00	963.50	987.55	1002.35	1013.45	1024.55	1050.45		
	100+	942.50	961.00	985.05	999.85	1010.95	1022.05	1047.95		
8609-Y	Tapered Leg Chair								Specification	Other
	Quantity	COM/ Gr.4	Gr.5	Gr.6	Gr.7	Gr.8	Gr.9	Gr.10	21"w x 24-1/2"d x 32-1/4"h COM: 1.85 yds. Actual Weight: 22 lbs. Shipping Weight: 28 lbs. Freight Class: 250 1 per carton, 11.69 cu.ft. Recycled Content: 2.20%	Non-marring clear butyrate glides.
	1-23	560.00	578.50	602.55	617.35	628.45	639.55	665.45		
	24-99	550.00	568.50	592.55	607.35	618.45	629.55	655.45		
	100-399	545.00	563.50	587.55	602.35	613.45	624.55	650.45		
	400+	542.50	561.00	585.05	599.85	610.95	622.05	647.95		
8609-30-Y	Tapered Leg Barstool								Specification	Other
	Quantity	COM/ Gr.4	Gr.5	Gr.6	Gr.7	Gr.8	Gr.9	Gr.10	21"w x 24"d x 45-1/4"h COM: 1.85 yds. Actual Weight: 39 lbs. Shipping Weight: 29 lbs. Freight Class: 250 1 per carton, 19.64 cu.ft. Recycled Content: 2.94%	Non-marring clear butyrate glides. Footrest: Specify Gold (GAF), Silver (SSF), or black (BAF).
	1-9	610.00	628.50	652.55	667.35	678.45	689.55	715.45		
	10-49	600.00	618.50	642.55	657.35	668.45	679.55	705.45		
	50-99	595.00	613.50	637.55	652.35	663.45	674.55	700.45		
	100+	592.50	611.00	635.05	649.85	660.95	672.05	697.95		

Standard Features

Standard Powdercoat Colors:
Standard powdercoat finishes



Options

Optional Plated Finishes: (50 piece minimum)

316-30-Y:
Chrome, specify C1: add \$40.90.

8720-30-Y:
Chrome, specify C1: add \$294.00.
Satin Nickel Chrome: specify SNC, add \$207.55.

8609-Y:
Chrome, specify C1: add \$50.00.
Satin Nickel Chrome: specify SNC, add \$60.00.

8609-30-Y:
Chrome, specify C1: add \$106.90.
Satin Nickel Chrome: specify SNC, add \$116.90

Less than minimum:

1-23, add: \$15.00.
24-49, add: \$7.50.

• Models 8609-Y and 8609-30-Y,
Premium Metal Base Glide:
add \$5.00. Specify MBG.

Textile Options:

- For pricing on grades 11-24,
refer to the Upholstery Grading
Chart on page 18.
- For textile selections, grades
4-10, refer to the Finish/Color
Selector.
- COM (Customer's Own
Material), refer to page 15.





To Order:

All orders must specify:

1. Ship To address.
2. Any critical opening dates.
3. Model number.
4. Frame finish by number and
color name.
5. Upholstery selection by
pattern name, color number
and name.
6. Stain color and number.



Emma "Y"

WL02-Y Tapered Round Wood Leg Chair		Specification							Other
	Quantity	COM/ Gr.4	Gr.5	Gr.6	Gr.7	Gr.8	Gr.9	Gr.10	20-1/2"w x 24-1/4"d x 33"h COM: 1.85 yds. Actual Weight: 21.5 lbs. Shipping Weight: 24.5 lbs. Freight Class: 250 1 per carton, 11.7 cu.ft. Recycled Content: 1.37%
	1-23	910.00	928.50	952.55	967.35	978.45	989.55	1015.45	
	24-99	900.00	918.50	942.55	957.35	968.45	979.55	1005.45	
	100-399	895.00	913.50	937.55	952.35	963.45	974.55	1000.45	
	400+	892.50	911.00	935.05	949.85	960.95	972.05	997.95	
WLBS130-Y Tapered Round Wood Leg Barstool		Specification							Other
	Quantity	COM/ Gr.4	Gr.5	Gr.6	Gr.7	Gr.8	Gr.9	Gr.10	20-3/4"w x 24"d x 45-1/2"h COM: 1.85 yds. Actual Weight: 27 lbs. Shipping Weight: 42.5 lbs. Freight Class: 250 1 per carton, 19.64 cu.ft. Recycled Content: 1.63%
	1-9	1020.00	1038.50	1062.55	1077.35	1088.45	1099.55	1125.45	
	10-49	1010.00	1028.50	1052.55	1067.35	1078.45	1089.55	1115.45	
	50-99	1005.00	1023.50	1047.55	1062.35	1073.45	1084.55	1110.45	
	100+	1002.50	1021.00	1045.05	1059.85	1070.95	1082.05	1107.95	
WL60-Y Wood Leg Swivel Chair		Specification							Other
	Quantity	COM/ Gr.4	Gr.5	Gr.6	Gr.7	Gr.8	Gr.9	Gr.10	20-3/4"w x 23-1/2"d x 32"h COM: 1.85 yds. Actual Weight: 21.2 lbs. Shipping Weight: 31.2 lbs. Freight Class: 250 1 per carton, 11.69 cu.ft. Recycled Content: 8.42%
	1-23	1160.00	1178.50	1202.55	1217.35	1228.45	1239.55	1265.45	
	24-99	1150.00	1168.50	1192.55	1207.35	1218.45	1229.55	1255.45	
	100-399	1145.00	1163.50	1187.55	1202.35	1213.45	1224.55	1250.45	
	400+	1142.50	1161.00	1185.05	1199.85	1210.95	1222.05	1247.95	
WL70-Y Wood Bent Ply Leg Chair		Specification							Other
	Quantity	COM/ Gr.4	Gr.5	Gr.6	Gr.7	Gr.8	Gr.9	Gr.10	21"w x 23-3/4"d x 32-3/4"h COM: 1.85 yds. Actual Weight: 19 lbs. Shipping Weight: 25 lbs. Freight Class: 250 1 per carton, 11.69 cu.ft. Recycled Content: 0.00%
	1-23	850.00	868.50	892.55	907.35	918.45	929.55	955.45	
	24-99	840.00	858.50	882.55	897.35	908.45	919.55	945.45	
	100-399	835.00	853.50	877.55	892.35	903.45	914.55	940.45	
	400+	832.50	851.00	875.05	889.85	900.95	912.05	937.95	

Standard Features

Standard Powdercoat Colors:

Standard powdercoat finishes

Standard veneer shell and/or wood legs in maple. Refer to Finish/Color Selector for stain finishes and page 17 for premier stain upcharge.

Premium Metal Base Glides.



Options

Optional Plated Finishes:

(50 piece minimum)

WL02-Y:

Chrome, specify C1: add \$32.25.

Satin Nickel Chrome: specify SNC, add \$42.25

WLBS130-Y:

Chrome, specify C1: add \$61.60.

Satin Nickel Chrome: specify SNC, add \$71.60.

Less than minimum:

1-23, add: \$15.00.

24-49, add: \$7.50.

Textile Options:

- For pricing on grades 11-24, refer to the Upholstery Grading Chart on page 18.
- For textile selections, grades 4-10, refer to the Finish/Color Selector.
- COM (Customer's Own Material), refer to page 15.


To Order:


All orders must specify:


1. Ship To address.
2. Any critical opening dates.
3. Model number.
4. Frame finish by number and color name.
5. Upholstery selection by pattern name, color number and name.
6. Stain color and number.




Emma "Y" | Finished Wood

7523-C-YFW Swivel Pedestal Caster Chair								Specification	Other	
	Quantity	COM/ Gr.4	Gr.5	Gr.6	Gr.7	Gr.8	Gr.9	Gr.10	21-1/2" w x 23" d x 32-1/2" h COM: .50 yds. Actual Weight: 20 lbs. Shipping Weight: 34 lbs. Freight Class: 250 1 per carton, 17 cu.ft. Recycled Content: 6.83%	Black Twin Wheel Casters standard. Without casters: remove (-C) from model number.
	1-23	740.00	745.00	751.50	755.50	758.50	761.50	768.50		
	24-99	730.00	735.00	741.50	745.50	748.50	751.50	758.50		
	100-399	725.00	730.00	736.50	740.50	743.50	746.50	753.50		
	400+	722.50	727.50	734.00	738.00	741.00	744.00	751.00		

8650-C-YFW Swivel/Tilt Pedestal Caster Chair								Specification	Other	
	Quantity	COM/ Gr.4	Gr.5	Gr.6	Gr.7	Gr.8	Gr.9	Gr.10	24" w x 24-1/4" d x 35" h COM: .50 yds. Actual Weight: 25 lbs. Shipping Weight: 35 lbs. Freight Class: 250 1 per carton, 17 cu.ft. Recycled Content: 6.23%	Gas lift travel 4-1/4" Overall back ht: 30-3/4" - 35" Black Twin Wheel Casters standard. Polished aluminum standard.
	1-23	765.00	770.00	776.50	780.50	783.50	786.50	793.50		
	24-99	755.00	760.00	766.50	770.50	773.50	776.50	783.50		
	100-399	750.00	755.00	761.50	765.50	768.50	771.50	778.50		
	400+	747.50	752.50	759.00	763.00	766.00	769.00	776.00		

8621-YFW Bent Leg Chair								Specification	Other	
	Quantity	COM/ Gr.4	Gr.5	Gr.6	Gr.7	Gr.8	Gr.9	Gr.10	20" w x 23" d x 32-1/4" h COM: .50 yds. Actual Weight: 16.5 lbs. Shipping Weight: 24.5 lbs. Freight Class: 250 1 per carton, 11.69 cu.ft. Recycled Content: 9.97%	Premium metal base glides standard. 3/4" dia. bent leg.
	1-23	675.00	680.00	686.50	690.50	693.50	696.50	703.50		
	24-99	665.00	670.00	676.50	680.50	683.50	686.50	693.50		
	100-399	660.00	665.00	671.50	675.50	678.50	681.50	688.50		
	400+	657.50	662.50	669.00	673.00	676.00	679.00	686.00		

8621-30-YFW Bent Leg Barstool								Specification	Other	
	Quantity	COM/ Gr.4	Gr.5	Gr.6	Gr.7	Gr.8	Gr.9	Gr.10	20-1/4" w x 24" d x 43-1/2" h COM: .50 yds. Actual Weight: 21.5 lbs. Shipping Weight: 39 lbs. Freight Class: 250 1 per carton, 19.64 cu.ft. Recycled Content: 15.52%	Premium metal base glides standard. 3/4" dia. bent leg.
	1-9	725.00	730.00	736.50	740.50	743.50	746.50	753.50		
	10-49	715.00	720.00	726.50	730.50	733.50	736.50	743.50		
	50-99	710.00	715.00	721.50	725.50	728.50	731.50	738.50		
	100+	707.50	712.50	719.00	723.00	726.00	729.00	736.00		

Standard Features

Standard Powdercoat Colors:

Standard powdercoat finishes, except on 8650-C-YFW and 8900-YFW.

Standard veneer in maple. Refer to Finish/Color Selector for stain colors and page 17 for premier stain upcharge.



Options

Optional Plated Finishes: (50 piece minimum)

8621-YFW:

Chrome, specify C1: add \$35.00.

Satin Nickel Chrome: specify SNC, add \$45.00.

8621-30-YFW:

Chrome, specify C1: add \$112.30.

Satin Nickel Chrome: specify SNC, add \$122.30.

Less than minimum:

1-23, add: \$15.00.

24-49, add: \$7.50.

7523: For optional chrome column with polished aluminum base, specify CPA, add: \$40.25. (Extended lead time, contact MTS).

8650-C: For optional powdercoat with black column, specify PCB and BPC. For optional powdercoat with chrome column, specify PCB only.


Textile Options:


- For pricing on grades 11-24, refer to the Upholstery Grading Chart on page 18.
- For textile selections, grades 4-10, refer to the Finish/Color Selector.
- COM (Customer's Own Material), refer to page 15.





Emma "Y" | Finished Wood


Products on this page are covered by the following Patents and/or Patents pending: #D822,418 S

8900-YFW Spider Pedestal Base Swivel Chair								Specification	Other
	Quantity	COM/ Gr.4	Gr.5	Gr.6	Gr.7	Gr.8	Gr.9	Gr.10	20"w x 22-1/4"d x 33"h COM: .50 yds. Actual Weight: 19 lbs. Shipping Weight: 25 lbs. Freight Class: 250 1 per carton, 11.69 cu.ft. Recycled Content: 3.13% Polypropylene white glides. Polished aluminum finish onl .
	1-23	800.00	805.00	811.50	815.50	818.50	821.50	828.50	
	24-99	790.00	795.00	801.50	805.50	808.50	811.50	818.50	
	100-399	785.00	790.00	796.50	800.50	803.50	806.50	813.50	
	400+	782.50	787.50	794.00	798.00	801.00	804.00	811.00	

316-30-YFW Swivel Barstool								Specification	Other
	Quantity	COM/ Gr.4	Gr.5	Gr.6	Gr.7	Gr.8	Gr.9	Gr.10	20"w x 23"d x 43-3/4"h COM: .50 yds. Actual Weight: 24 lbs. Shipping Weight: 39 lbs. Freight Class: 250 1 per carton, 19.64 cu.ft. Recycled Content: 17.5% Specify Brass (BRT) or Chrome (CRT) footing and glide.
	1-9	717.50	722.50	729.00	733.00	736.00	739.00	746.00	
	10-49	707.50	712.50	719.00	723.00	726.00	729.00	736.00	
	50-99	702.50	707.50	714.00	718.00	721.00	724.00	731.00	
	100+	700.00	705.00	711.50	715.50	718.50	721.50	728.50	

8720-30-YFW Round Pedestal Base Swivel Barstool								Specification	Other
	Quantity	COM/ Gr.4	Gr.5	Gr.6	Gr.7	Gr.8	Gr.9	Gr.10	22"w x 24"d x 43-3/4"h COM: .50 yds. Actual Weight: 50 lbs. Shipping Weight: 79.5 lbs. Freight Class: 175 1 per carton, 22.6 cu.ft. Recycled Content: 28.51% Black manually adjustable glides.
	1-9	1085.00	1090.00	1096.50	1100.50	1103.50	1106.50	1113.50	
	10-49	1075.00	1080.00	1086.50	1090.50	1093.50	1096.50	1103.50	
	50-99	1070.00	1075.00	1081.50	1085.50	1088.50	1091.50	1098.50	
	100+	1067.50	1072.50	1079.00	1083.00	1086.00	1089.00	1096.00	

8609-YFW Tapered Leg Chair								Specification	Other
	Quantity	COM/ Gr.4	Gr.5	Gr.6	Gr.7	Gr.8	Gr.9	Gr.10	20"w x 23-1/4"d x 31-1/2"h COM: .50 yds. Actual Weight: 20 lbs. Shipping Weight: 26 lbs. Freight Class: 250 1 per carton, 11.69 cu.ft. Recycled Content: 2.42% Non-marring clear butyrate glides.
	1-23	685.00	690.00	696.50	700.50	703.50	706.50	713.50	
	24-99	675.00	680.00	686.50	690.50	693.50	696.50	703.50	
	100-399	670.00	675.00	681.50	685.50	688.50	691.50	698.50	
	400+	667.50	672.50	679.00	683.00	686.00	689.00	696.00	

8609-30-YFW Tapered Leg Barstool								Specification	Other
	Quantity	COM/ Gr.4	Gr.5	Gr.6	Gr.7	Gr.8	Gr.9	Gr.10	20"w x 23-1/4"d x 44-1/2"h COM: .50 yds. Actual Weight: 27 lbs. Shipping Weight: 37 lbs. Freight Class: 250 1 per carton, 19.64 cu.ft. Recycled Content: 3.16% Non-marring clear butyrate glides. Footrest: Specify Gold (GAF), Silver (SSF), or Black (BAF).
	1-9	735.00	740.00	746.50	750.50	753.50	756.50	763.50	
	10-49	725.00	730.00	736.50	740.50	743.50	746.50	753.50	
	50-99	720.00	725.00	731.50	735.50	738.50	741.50	748.50	
	100+	717.50	722.50	729.00	733.00	736.00	739.00	746.00	

Standard Features

Standard Powdercoat Colors:

Standard powdercoat finishes, except model 8900-YFW.

Standard veneer in maple. Refer to Finish/
Color Selector for stain colors and page 17 for
premier stain upcharge.



Options

Optional Plated Finishes: (50 piece minimum)

316-30-YFW:

Chrome, specify C1: add \$40.90.

8720-30-YFW:

Chrome, specify C1: add \$294.00.

Satin Nickel Chrome: specify SNC, add \$207.55.

8609-YFW:

Chrome, specify C1: add \$50.00.

Satin Nickel Chrome: specify SNC, add \$60.00.

8609-30-YFW:

Chrome, specify C1: add \$106.90.

Satin Nickel Chrome: specify SNC, add \$116.90.

Less than minimum:

1-23, add: \$15.00.

24-49, add: \$7.50.

Black Caster Option:



For 8900 only.
Add "-C" to model
number, add:
\$68.75





Models 8609-YFW and
8609-30-YFW,
Premium Metal Base Glide:
add \$5.00. Specify MBG.

Textile Options:

- For pricing on grades 11-24, refer to the Upholstery Grading Chart on page 18.
- For textile selections, grades 4-10, refer to the Finish/Color Selector.
- COM (Customer's Own Material), refer to page 15.



Emma "Y" | Finished Wood

WL02-YFW Tapered Round Wood Leg Chair									Specification	Other
	Quantity	COM/ Gr.4	Gr.5	Gr.6	Gr.7	Gr.8	Gr.9	Gr.10	20"w x 23"d x 32-1/4"h COM: .50 yds. Actual Weight: 19 lbs. Shipping Weight: 23 lbs. Freight Class: 250 1 per carton, 11.7 cu.ft. Recycled Content: 1.55%	
	1-23	1035.00	1040.00	1046.50	1050.50	1053.50	1056.50	1063.50		
	24-99	1025.00	1030.00	1036.50	1040.50	1043.50	1046.50	1053.50		
	100-399	1020.00	1025.00	1031.50	1035.50	1038.50	1041.50	1048.50		
	400+	1017.50	1022.50	1029.00	1033.00	1036.00	1039.00	1046.00		
WLBS130-YFW Tapered Round Wood Leg Barstool									Specification	Other
	Quantity	COM/ Gr.4	Gr.5	Gr.6	Gr.7	Gr.8	Gr.9	Gr.10	20-3/4"w x 22-3/4"d x 44-3/4"h COM: .50 yds. Actual Weight: 26 lbs. Shipping Weight: 41.5 lbs. Freight Class: 250 1 per carton, 19.64 cu.ft. Recycled Content: 1.70%	
	1-9	1145.00	1150.00	1156.50	1160.50	1163.50	1166.50	1173.50		
	10-49	1135.00	1140.00	1146.50	1150.50	1153.50	1156.50	1163.50		
	50-99	1130.00	1135.00	1141.50	1145.50	1148.50	1151.50	1158.50		
	100+	1127.50	1132.50	1139.00	1143.00	1146.00	1149.00	1156.00		
WL60-YFW Wood Leg Swivel Chair									Specification	Other
	Quantity	COM/ Gr.4	Gr.5	Gr.6	Gr.7	Gr.8	Gr.9	Gr.10	20"w x 22-1/4"d x 31-3/4"h COM: .50 yds. Actual Weight: 21.9 lbs. Shipping Weight: 31.9 lbs. Freight Class: 250 1 per carton, 11.69 cu.ft. Recycled Content: 8.15%	
	1-23	1285.00	1290.00	1296.50	1300.50	1303.50	1306.50	1313.50		
	24-99	1275.00	1280.00	1286.50	1290.50	1293.50	1296.50	1303.50		
	100-399	1270.00	1275.00	1281.50	1285.50	1288.50	1291.50	1298.50		
	400+	1267.50	1272.50	1279.00	1283.00	1286.00	1289.00	1296.00		
WL70-YFW Wood Bent Ply Leg Chair									Specification	Other
	Quantity	COM/ Gr.4	Gr.5	Gr.6	Gr.7	Gr.8	Gr.9	Gr.10	20-3/4"w x 22-1/2"d x 32"h COM: .50 yds. Actual Weight: 16.5 lbs. Shipping Weight: 23 lbs. Freight Class: 250 1 per carton, 11.69 cu.ft. Recycled Content: 0.00%	
	1-23	975.00	980.00	986.50	990.50	993.50	996.50	1003.50		
	24-99	965.00	970.00	976.50	980.50	983.50	986.50	993.50		
	100-399	960.00	965.00	971.50	975.50	978.50	981.50	988.50		
	400+	957.50	962.50	969.00	973.00	976.00	979.00	986.00		

Standard Features

Standard Powdercoat Colors:
Standard powdercoat finishes, except
model 8900-YFW.

Standard veneer shell and/or legs in maple.
Refer to Finish/Color Selector for stain colors
and page 17 for premier stain upcharge.

Premium Metal Base Glides.



Options

Optional Plated Finishes: (50 piece minimum)

WL02-YFW:

Chrome, specify C1: add \$32.25.

Satin Nickel Chrome: specify SNC, add \$42.25

WLBS130-YFW:

Chrome, specify C1: add \$61.60.

Satin Nickel Chrome: specify SNC, add \$71.60.

Less than minimum:

1-23, add: \$15.00.

24-49, add: \$7.50.

Textile Options:

• For pricing on grades 11-24,
refer to the Upholstery Grading
Chart on page 18.

• For textile selections, grades
4-10, refer to the Finish/Color
Selector.

• COM (Customer's Own
Material), refer to page 15.


To Order:


All orders must specify:


1. Ship To address.
2. Any critical opening dates.
3. Model number.
4. Frame finish by number and
color name.
5. Upholstery selection by
pattern name, color number
and name.
6. Stain color and number.




Emma "Y" | Finished Wood with Back Pad

7523-C-YFWBP Swivel Pedestal Caster Chair								Specification	Other	
	Quantity	COM/ Gr.4	Gr.5	Gr.6	Gr.7	Gr.8	Gr.9	Gr.10	21-1/2"w x 23"d x 32-1/2"h COM: 1.10 yds. Actual Weight: 20.5 lbs. Shipping Weight: 34 lbs. Freight Class: 250 1 per carton, 17 cu.ft. Recycled Content: 6.59%	Black Twin Wheel Casters standard. Without casters: remove (-C) from model number.
	1-23	790.00	801.00	815.30	824.10	830.70	837.30	852.70		
	24-99	780.00	791.00	805.30	814.10	820.70	827.30	842.70		
	100-399	775.00	786.00	800.30	809.10	815.70	822.30	837.70		
	400+	772.50	783.50	797.80	806.60	813.20	819.80	835.20		

8650-C-YFWBP Swivel/Tilt Pedestal Caster Chair								Specification	Other	
	Quantity	COM/ Gr.4	Gr.5	Gr.6	Gr.7	Gr.8	Gr.9	Gr.10	24"w x 24-1/4"d x 35"h COM: 1.10 yds. Actual Weight: 25.5 lbs. Shipping Weight: 35.5 lbs. Freight Class: 250 1 per carton, 17 cu.ft. Recycled Content: 6.06%	Gas lift travel 4-1/4" Overall back ht: 30-3/4" - 35" Black Twin Wheel Casters standard. Polished aluminum standard.
	1-23	815.00	826.00	840.30	849.10	855.70	862.30	877.70		
	24-99	805.00	816.00	830.30	839.10	845.70	852.30	867.70		
	100-399	800.00	811.00	825.30	834.10	840.70	847.30	862.70		
	400+	797.50	808.50	822.80	831.60	838.20	844.80	860.20		

8621-YFWBP Bent Leg Chair								Specification	Other	
	Quantity	COM/ Gr.4	Gr.5	Gr.6	Gr.7	Gr.8	Gr.9	Gr.10	20"w x 23"d x 32-1/4"h COM: 1.10 yds. Actual Weight: 17.5 lbs. Shipping Weight: 25 lbs. Freight Class: 250 1 per carton, 11.69 cu.ft. Recycled Content: 9.56%	Premium metal base glides standard. 3/4" dia. bent leg.
	1-23	725.00	736.00	750.30	759.10	765.70	772.30	787.70		
	24-99	715.00	726.00	740.30	749.10	755.70	762.30	777.70		
	100-399	710.00	721.00	735.30	744.10	750.70	757.30	772.70		
	400+	707.50	718.50	732.80	741.60	748.20	754.80	770.20		

8621-30-YFWBP Bent Leg Barstool								Specification	Other	
	Quantity	COM/ Gr.4	Gr.5	Gr.6	Gr.7	Gr.8	Gr.9	Gr.10	20-1/4"w x 24"d x 43-1/2"h COM: 1.10 yds. Actual Weight: 22 lbs. Shipping Weight: 39 lbs. Freight Class: 250 1 per carton, 19.64 cu.ft. Recycled Content: 14.95%	Premium metal base glides standard. 3/4" dia. bent leg.
	1-9	775.00	786.00	800.30	809.10	815.70	822.30	837.70		
	10-49	765.00	776.00	790.30	799.10	805.70	812.30	827.70		
	50-99	760.00	771.00	785.30	794.10	800.70	807.30	822.70		
	100+	757.50	768.50	782.80	791.60	798.20	804.80	820.20		

Standard Features

Standard Powdercoat Colors:
Standard powdercoat finishes, except on 8650-C-YFWBP.

Standard veneer in maple. Refer to Finish/Color Selector for stain colors and page 17 for premier stain upcharge.



Options

Optional Plated Finishes: (50 piece minimum)

8621-YFWBP:

Chrome, specify C1: add \$35.00.
Satin Nickel Chrome: specify SNC, add \$45.00.

8621-30-YFWBP:

Chrome, specify C1: add \$112.30.
Satin Nickel Chrome: specify SNC, add \$122.30.

Less than minimum:

1-23, add: \$15.00.
24-49, add: \$7.50.

7523: For optional chrome column with polished aluminum base, specify CPA, add: \$40.25. (Extended lead time, contact MTS).

8650-C: For optional powdercoat with black column, specify PCB and BPC. For optional powdercoat with chrome column, specify PCB only.


Textile Options:


- For pricing on grades 11-24, refer to the Upholstery Grading Chart on page 18.
- For textile selections, grades 4-10, refer to the Finish/Color Selector.
- COM (Customer's Own Material), refer to page 15.





Emma "Y" | Finished Wood with Back Pad


Products on this page are covered by the following Patents and/or Patents pending: #D822,418 S

8900-YFWBP Spider Base Swivel Chair									Specification	Other
	Quantity	COM/ Gr.4	Gr.5	Gr.6	Gr.7	Gr.8	Gr.9	Gr.10	20"w x 22-1/4"d x 33"h COM: 1.10 yds. Actual Weight: 19.5 lbs. Shipping Weight: 25.5 lbs. Freight Class: 250 1 per carton, 11.69 cu.ft. Recycled Content: 3.02%	Polypropylene white glides. Polished aluminum finish onl .
	1-23	850.00	861.00	875.30	884.10	890.70	897.30	912.70		
	24-99	840.00	851.00	865.30	874.10	880.70	887.30	902.70		
	100-399	835.00	846.00	860.30	869.10	875.70	882.30	897.70		
	400+	832.50	843.50	857.80	866.60	873.20	879.80	895.20		

316-30-YFWBP Swivel Barstool									Specification	Other
	Quantity	COM/ Gr.4	Gr.5	Gr.6	Gr.7	Gr.8	Gr.9	Gr.10	20"w x 23"d x 43-3/4"h COM: 1.10 yds. Actual Weight: 24.5 lbs. Shipping Weight: 39.5 lbs. Freight Class: 250 1 per carton, 19.64 cu.ft. Recycled Content: 17%	Specify Brass (BRT) or Chrome (CRT) footring and glide.
	1-9	767.50	778.50	792.80	801.60	808.20	814.80	830.20		
	10-49	757.50	768.50	782.80	791.60	798.20	804.80	820.20		
	50-99	752.50	763.50	777.80	786.60	793.20	799.80	815.20		
	100+	750.00	761.00	775.30	784.10	790.70	797.30	812.70		

8720-30-YFWBP Round Pedestal Base Swivel Barstool									Specification	Other
	Quantity	COM/ Gr.4	Gr.5	Gr.6	Gr.7	Gr.8	Gr.9	Gr.10	22"w x 24"d x 43-3/4"h COM: 1.10 yds. Actual Weight: 51 lbs. Shipping Weight: 80 lbs. Freight Class: 175 1 per carton, 22.6 cu.ft. Recycled Content: 28.24%	Black manually adjustable glides.
	1-9	1135.00	1146.00	1160.30	1169.10	1175.70	1182.30	1197.70		
	10-49	1125.00	1136.00	1150.30	1159.10	1165.70	1172.30	1187.70		
	50-99	1120.00	1131.00	1145.30	1154.10	1160.70	1167.30	1182.70		
	100+	1117.50	1128.50	1142.80	1151.60	1158.20	1164.80	1180.20		

8609-YFWBP Tapered Leg Chair									Specification	Other
	Quantity	COM/ Gr.4	Gr.5	Gr.6	Gr.7	Gr.8	Gr.9	Gr.10	20"w x 23-1/4"d x 31-1/2"h COM: 1.10 yds. Actual Weight: 21 lbs. Shipping Weight: 27 lbs. Freight Class: 250 1 per carton, 11.69 cu.ft. Recycled Content: 2.30%	Non-marring clear butyrate glides.
	1-23	735.00	746.00	760.30	769.10	775.70	782.30	797.70		
	24-99	725.00	736.00	750.30	759.10	765.70	772.30	787.70		
	100-399	720.00	731.00	745.30	754.10	760.70	767.30	782.70		
	400+	717.50	728.50	742.80	751.60	758.20	764.80	780.20		

8609-30-YFWBP Tapered Leg Barstool									Specification	Other
	Quantity	COM/ Gr.4	Gr.5	Gr.6	Gr.7	Gr.8	Gr.9	Gr.10	20"w x 23-1/4"d x 44-1/2"h COM: 1.10 yds. Actual Weight: 28 lbs. Shipping Weight: 38 lbs. Freight Class: 250 1 per carton, 19.64 cu.ft. Recycled Content: 3.05%	Non-marring clear butyrate glides. Footrest: Specify Gold (GAF), Silver (SSF), or black (BAF).
	1-9	785.00	796.00	810.30	819.10	825.70	832.30	847.70		
	10-49	775.00	786.00	800.30	809.10	815.70	822.30	837.70		
	50-99	770.00	781.00	795.30	804.10	810.70	817.30	832.70		
	100+	767.50	778.50	792.80	801.60	808.20	814.80	830.20		

Standard Features

Standard Powdercoat Colors:

Standard powdercoat finishes, except on 8900-YFWBP.

Standard veneer in maple. Refer to Finish/Color Selector for stain colors and page 17 for premier stain upcharge.



Options

Optional Plated Finishes: (50 piece minimum)

316-30-YFWBP:

Chrome, specify C1: add \$40.90.

8720-30-YFWBP:

Chrome, specify C1: add \$294.00.

Satin Nickel Chrome: specify SNC, add \$207.55.

8609-YFWBP:

Chrome, specify C1: add \$50.00.

Satin Nickel Chrome: specify SNC, add \$60.00.

8609-30-YFWBP:

Chrome, specify C1: add \$106.90.

Satin Nickel Chrome: specify SNC, add \$116.90.

Less than minimum:

1-23, add: \$15.00.

24-49, add: \$7.50.

Black Caster Option:



For 8900 only. Add
"-C" to model number,
add: \$68.75


Models 8609-YFWBP and
8609-30-YFWBP:
Premium Metal Base Glide:
add \$5.00. Specify MBG.


Textile Options:


- For pricing on grades 11-24, refer to the Upholstery Grading Chart on page 18.
- For textile selections, grades 4-10, refer to the Finish/Color Selector.
- COM (Customer's Own Material), refer to page 15.




Emma "Y" | Finished Wood with Back Pad

WL02-YFWBP Tapered Round Wood Leg Chair									Specification	Other
	Quantity	COM/ Gr.4	Gr.5	Gr.6	Gr.7	Gr.8	Gr.9	Gr.10	20"w x 23"d x 32-1/4"h COM: 1.10 yds. Actual Weight: 20 lbs. Shipping Weight: 23.5 lbs. Freight Class: 250 1 per carton, 11.7 cu.ft. Recycled Content: 1.47%	
	1-23	1085.00	1096.00	1110.30	1119.10	1125.70	1132.30	1147.70		
	24-99	1075.00	1086.00	1100.30	1109.10	1115.70	1122.30	1137.70		
	100-399	1070.00	1081.00	1095.30	1104.10	1110.70	1117.30	1132.70		
	400+	1067.50	1078.50	1092.80	1101.60	1108.20	1114.80	1130.20		

WLBS130-YFWBP Tapered Round Wood Leg Barstool									Specification	Other
	Quantity	COM/ Gr.4	Gr.5	Gr.6	Gr.7	Gr.8	Gr.9	Gr.10	20"w x 22-3/4"d x 44-3/4"h COM: 1.10 yds. Actual Weight: 27 lbs. Shipping Weight: 42.5 lbs. Freight Class: 250 1 per carton, 19.64 cu.ft. Recycled Content: 1.63%	
	1-9	1195.00	1206.00	1220.30	1229.10	1235.70	1242.30	1257.70		
	10-49	1185.00	1196.00	1210.30	1219.10	1225.70	1232.30	1247.70		
	50-99	1180.00	1191.00	1205.30	1214.10	1220.70	1227.30	1242.70		
	100+	1177.50	1188.50	1202.80	1211.60	1218.20	1224.80	1240.20		

WL60-YFWBP Wood Leg Swivel Chair									Specification	Other
	Quantity	COM/ Gr.4	Gr.5	Gr.6	Gr.7	Gr.8	Gr.9	Gr.10	20"w x 22-1/4"d x 31-3/4"h COM: 1.10 yds. Actual Weight: 22.4 lbs. Shipping Weight: 34.4 lbs. Freight Class: 250 1 per carton, 11.69 cu.ft. Recycled Content: 7.97%	
	1-23	1335.00	1346.00	1360.30	1369.10	1375.70	1382.30	1397.70		
	24-99	1325.00	1336.00	1350.30	1359.10	1365.70	1372.30	1387.70		
	100-399	1320.00	1331.00	1345.30	1354.10	1360.70	1367.30	1382.70		
	400+	1317.50	1328.50	1342.80	1351.60	1358.20	1364.80	1380.20		

WL70-YFWBP Wood Bent Ply Leg Chair									Specification	Other
	Quantity	COM/ Gr.4	Gr.5	Gr.6	Gr.7	Gr.8	Gr.9	Gr.10	20-3/4"w x 22-1/2"d x 32"h COM: 1.1 yds. Actual Weight: 17.5 lbs. Shipping Weight: 23.5 lbs. Freight Class: 250 1 per carton, 11.69 cu.ft. Recycled Content: 0.00%	
	1-23	1025.00	1036.00	1050.30	1059.10	1065.70	1072.30	1087.70		
	24-99	1015.00	1026.00	1040.30	1049.10	1055.70	1062.30	1077.70		
	100-399	1010.00	1021.00	1035.30	1044.10	1050.70	1057.30	1072.70		
	400+	1007.50	1018.50	1032.80	1041.60	1048.20	1054.80	1070.20		

Standard Features

Standard Powdercoat Colors:
Standard powdercoat finishes, except on 8900-YFWBP.

Standard veneer shell and/or legs in maple.
Refer to Finish/Color Selector for stain colors and page 17 for premier stain upcharge.

Premium Metal Base Glides.



Options

Optional Plated Finishes: (50 piece minimum)

WL02-YFWBP:

Chrome, specify C1: add \$32.25.

Satin Nickel Chrome: specify SNC, add \$42.25

WLBS130-YFWBP:

Chrome, specify C1: add \$61.60.

Satin Nickel Chrome: specify SNC, add \$71.60.

Less than minimum:

1-23, add: \$15.00.

24-49, add: \$7.50.

Textile Options:

- For pricing on grades 11-24, refer to the Upholstery Grading Chart on page 18.
- For textile selections, grades 4-10, refer to the Finish/Color Selector.
- COM (Customer's Own Material), refer to page 15.






To Order:

All orders must specify:

- Ship To address.
- Any critical opening dates.
- Model number.
- Frame finish by number and color name.
- Upholstery selection by pattern name, color number and name.
- Stain color and number.



Emma "Y" | Mid Back

8621-30-YM Bent Leg Barstool								Specification	Other
	Quantity	COM/ Gr.4	Gr.5	Gr.6	Gr.7	Gr.8	Gr.9	Gr.10	20-3/4"w x 23-1/4"d x 38-3/4"h COM: 1.5 yds. Actual Weight: 14.5 lbs. Shipping Weight: 24.5 lbs. Freight Class: 250 1 per carton, 19.64 cu.ft. Recycled Content: 22.45% Premium metal base glides standard. 3/4" dia. bent leg.
	1-9	585.00	600.00	619.50	631.50	640.50	649.50	670.50	
	10-49	575.00	590.00	609.50	621.50	630.50	639.50	660.50	
	50-99	570.00	585.00	604.50	616.50	625.50	634.50	655.50	
	100+	567.50	582.50	602.00	614.00	623.00	632.00	653.00	
316-30-YM Swivel Barstool								Specification	Other
	Quantity	COM/ Gr.4	Gr.5	Gr.6	Gr.7	Gr.8	Gr.9	Gr.10	20-3/4"w x 23-1/4"d x 39"h COM: 1.5 yds. Actual Weight: 21.5 lbs. Shipping Weight: 32 lbs. Freight Class: 250 1 per carton, 16.25 cu.ft. Recycled Content: 19.53% Specify Brass (BRT) or Chrome (CRT) footring and glide.
	1-9	580.00	595.00	614.50	626.50	635.50	644.50	665.50	
	10-49	570.00	585.00	604.50	616.50	625.50	634.50	655.50	
	50-99	565.00	580.00	599.50	611.50	620.50	629.50	650.50	
	100+	562.50	577.50	597.00	609.00	618.00	627.00	648.00	
8720-30-YM Round Pedestal Base Swivel Barstool								Specification	Other
	Quantity	COM/ Gr.4	Gr.5	Gr.6	Gr.7	Gr.8	Gr.9	Gr.10	20-3/4"w x 23-1/2"d x 39"h COM: 1.5 yds. Actual Weight: 58.5 lbs. Shipping Weight: 80 lbs. Freight Class: 150 1 per carton, 23 cu.ft. Recycled Content: 24.53% Black manually adjustable glides.
	1-9	945.50	960.50	980.00	992.00	1001.00	1010.00	1031.00	
	10-49	935.50	950.50	970.00	982.00	991.00	1000.00	1021.00	
	50-99	930.50	945.50	965.00	977.00	986.00	995.00	1016.00	
	100+	928.00	943.00	962.50	974.50	983.50	992.50	1013.50	
8609-30-YM Tapered Leg Barstool								Specification	Other
	Quantity	COM/ Gr.4	Gr.5	Gr.6	Gr.7	Gr.8	Gr.9	Gr.10	21"w x 22"d x 39-3/4"h COM: 1.5 yds. Actual Weight: 24 lbs. Shipping Weight: 34 lbs. Freight Class: 250 1 per carton, 19.64 cu.ft. Recycled Content: 18.52% Non-marring clear butyrate glides. Footrest: Specify Gold (GAF), Silver (SSF), or black (BAF).
	1-9	595.00	610.00	629.50	641.50	650.50	659.50	680.50	
	10-49	585.00	600.00	619.50	631.50	640.50	649.50	670.50	
	50-99	580.00	595.00	614.50	626.50	635.50	644.50	665.50	
	100+	577.50	592.50	612.00	624.00	633.00	642.00	663.00	
WLBS130-YM Tapered Round Wood Leg Barstool								Specification	Other
	Quantity	COM/ Gr.4	Gr.5	Gr.6	Gr.7	Gr.8	Gr.9	Gr.10	20-3/4"w x 23"d x 40"h COM: 1.5 yds. Actual Weight: 22 lbs. Shipping Weight: 27.5 lbs. Freight Class: 250 1 per carton, 19.64 cu.ft. Recycled Content: 10.02% Premium metal base glides standard.
	1-9	1005.00	1020.00	1039.50	1051.50	1060.50	1069.50	1090.50	
	10-49	995.00	1010.00	1029.50	1041.50	1050.50	1059.50	1080.50	
	50-99	990.00	1005.00	1024.50	1036.50	1045.50	1054.50	1075.50	
	100+	987.50	1002.50	1022.00	1034.00	1043.00	1052.00	1073.00	

Standard Features

Standard Powdercoat Colors:
Standard powdercoat finishes

Standard veneer in maple. Refer to Finish/
Color Selector for stain colors and page 17 for
premier stain upcharge.



Options

Optional Plated Finishes: (50 piece minimum)

8621-30-YM

Chrome, specify C1: add \$112.30.
Satin Nickel Chrome, specify SNC
add: \$122.30.

316-30-YM:

Chrome, specify C1: add \$40.90.

8720-30-YM:

Chrome, specify C1: add \$294.00.
Satin Nickel Chrome: specify SNC, add \$207.55.

8609-30-YM:

Chrome, specify C1: add \$106.90.
Satin Nickel Chrome: specify SNC: add \$116.90.

WLBS130-YM:

Chrome, specify C1: add \$61.60.
Satin Nickel Chrome: specify SNC: add \$71.60.

Less than minimum:

1-23, add: \$15.00.
24-49, add: \$7.50.

Model 8609-30-YM.


Premium Metal Base Glide:
add \$5.00. Specify MBG.


Textile Options:


- For pricing on grades 11-24, refer to the Upholstery Grading Chart on page 18.
- For textile selections, grades 4-10, refer to the Finish/Color Selector.
- COM (Customer's Own Material), refer to page 15.





Emma "Y" | Mid Back Finished Wood

8621-30-YMFW Bent Leg Barstool									Specification	Other
	Quantity	COM/ Gr.4	Gr.5	Gr.6	Gr.7	Gr.8	Gr.9	Gr.10	21-1/4"w x 23-1/4"d x 38-1/2"h COM: .5 yds. Actual Weight: 12.5 lbs. Shipping Weight: 22.5 lbs. Freight Class: 250 1 per carton, 19.64 cu.ft. Recycled Content: 26.04%	Premium metal base glides standard. 3/4" dia. bent leg.
	1-9	710.00	715.00	721.50	725.50	728.50	731.50	738.50		
	10-49	700.00	705.00	711.50	715.50	718.50	721.50	728.50		
	50-99	695.00	700.00	706.50	710.50	713.50	716.50	723.50		
	100+	692.50	697.50	704.00	708.00	711.00	714.00	721.00		

316-30-YMFW Swivel Barstool									Specification	Other
	Quantity	COM/ Gr.4	Gr.5	Gr.6	Gr.7	Gr.8	Gr.9	Gr.10	20"w x 23-1/4"d x 38-3/4"h COM: .5 yds. Actual Weight: 18.5 lbs. Shipping Weight: 29 lbs. Freight Class: 250 1 per carton, 16.25 cu.ft. Recycled Content: 19.0%	Specify Brass (BRT) or Chrome (CRT) footring and glide.
	1-9	705.00	710.00	716.50	720.50	723.50	726.50	733.50		
	10-49	695.00	700.00	706.50	710.50	713.50	716.50	723.50		
	50-99	690.00	695.00	701.50	705.50	708.50	711.50	718.50		
	100+	687.50	692.50	699.00	703.00	706.00	709.00	716.00		

8720-30-YMFW Round Pedestal Base Swivel Barstool									Specification	Other
	Quantity	COM/ Gr.4	Gr.5	Gr.6	Gr.7	Gr.8	Gr.9	Gr.10	20"w x 23-1/4"d x 38-3/4"h COM: .5 yds. Actual Weight: 56 lbs. Shipping Weight: 77 lbs. Freight Class: 150 1 per carton, 23 cu.ft. Recycled Content: 25.63%	Black manually adjustable glides.
	1-9	1070.50	1075.50	1082.00	1086.00	1089.00	1092.00	1099.00		
	10-49	1060.50	1065.50	1072.00	1076.00	1079.00	1082.00	1089.00		
	50-99	1055.50	1060.50	1067.00	1071.00	1074.00	1077.00	1084.00		
	100+	1053.00	1058.00	1064.50	1068.50	1071.50	1074.50	1081.50		

8609-30-YMFW Tapered Leg Barstool									Specification	Other
	Quantity	COM/ Gr.4	Gr.5	Gr.6	Gr.7	Gr.8	Gr.9	Gr.10	20"w x 22"d x 38-1/2"h COM: .5 yds. Actual Weight: 21.5 lbs. Shipping Weight: 31 lbs. Freight Class: 250 1 per carton, 19.64 cu.ft. Recycled Content: 20.67%	Non-marring clear butyrate glides. Footrest: Specify Gold (GAF), Silver (SSF), or black (BAF).
	1-9	720.00	725.00	731.50	735.50	738.50	741.50	748.50		
	10-49	710.00	715.00	721.50	725.50	728.50	731.50	738.50		
	50-99	705.00	710.00	716.50	720.50	723.50	726.50	733.50		
	100+	702.50	707.50	714.00	718.00	721.00	724.00	731.00		

WLBS130-YMFW Tapered Round Wood Leg Barstool									Specification	Other
	Quantity	COM/ Gr.4	Gr.5	Gr.6	Gr.7	Gr.8	Gr.9	Gr.10	20"w x 23-1/2"d x 39-3/4"h COM: .5 yds. Actual Weight: 19.5 lbs. Shipping Weight: 25 lbs. Freight Class: 250 1 per carton, 19.64 cu.ft. Recycled Content: 11.31%	Premium metal base glides standard.
	1-9	1130.00	1135.00	1141.50	1145.50	1148.50	1151.50	1158.50		
	10-49	1120.00	1125.00	1131.50	1135.50	1138.50	1141.50	1148.50		
	50-99	1115.00	1120.00	1126.50	1130.50	1133.50	1136.50	1143.50		
	100+	1112.50	1117.50	1124.00	1128.00	1131.00	1134.00	1141.00		

Standard Features

Standard Powdercoat Colors:
Standard powdercoat finishes

Standard veneer in maple. Refer to Finish/
Color Selector for stain colors and page 17 for
premier stain upcharge.



Options

Optional Plated Finishes: (50 piece minimum)

8621-30-YMFW

Chrome, specify C1: add \$112.30.
Satin Nickel Chrome, specify SNC
add: \$122.30.

316-30-YMFW:

Chrome, specify C1: add \$40.90.

8720-30-YMFW:

Chrome, specify C1: add \$294.00.
Satin Nickel Chrome: specify SNC, add \$207.55.

8609-30-YMFW:

Chrome, specify C1: add \$106.90.
Satin Nickel Chrome: specify SNC: add \$116.90.

WLBS130-YMFW:

Chrome, specify C1: add \$61.60.
Satin Nickel Chrome: specify SNC: add \$71.60.

Less than minimum:

1-23, add: \$15.00.
24-49, add: \$7.50.


Model 8609-30-YMFW.
Premium Metal Base Glide:
add \$5:00. Specify MBG.


Textile Options:


- For pricing on grades 11-24, refer to the Upholstery Grading Chart on page 18.
- For textile selections, grades 4-10, refer to the Finish/Color Selector.
- COM (Customer's Own Material), refer to page 15.





Emma "Y" | Mid Back Finished Wood w/Back Pad

8621-30YMFWBP Bent Leg Barstool									Specification	Other
	Quantity	COM/ Gr.4	Gr.5	Gr.6	Gr.7	Gr.8	Gr.9	Gr.10	21-1/4"w x 23-1/4"d x 38-1/2"h COM: 1.00 yds. Actual Weight: 13 lbs. Shipping Weight: 23 lbs. Freight Class: 250 1 per carton, 19.64 cu.ft. Recycled Content: 25.04%	Premium metal base glides standard. 3/4" dia. bent leg.
	1-9	760.00	770.00	783.00	791.00	797.00	803.00	817.00		
	10-49	750.00	760.00	773.00	781.00	787.00	793.00	807.00		
	50-99	745.00	755.00	768.00	776.00	782.00	788.00	802.00		
	100+	742.50	752.50	765.50	773.50	779.50	785.50	799.50		

316-30-YMFWBP Swivel Barstool									Specification	Other
	Quantity	COM/ Gr.4	Gr.5	Gr.6	Gr.7	Gr.8	Gr.9	Gr.10	20"w x 23-1/4"d x 38-3/4"h COM: 1.00 yds. Actual Weight: 19 lbs. Shipping Weight: 29.5 lbs. Freight Class: 250 1 per carton, 16.25 cu.ft. Recycled Content: 22.11%	Specify Brass (BRT) or Chrome (CRT) footring and glide.
	1-9	755.00	765.00	778.00	786.00	792.00	798.00	812.00		
	10-49	745.00	755.00	768.00	776.00	782.00	788.00	802.00		
	50-99	740.00	750.00	763.00	771.00	777.00	783.00	797.00		
	100+	737.50	747.50	760.50	768.50	774.50	780.50	794.50		

8720-30YMFWBP Round Pedestal Base Swivel Barstool									Specification	Other
	Quantity	COM/ Gr.4	Gr.5	Gr.6	Gr.7	Gr.8	Gr.9	Gr.10	20"w x 23-1/4"d x 38-3/4"h COM: 1.00 yds. Actual Weight: 56.5 lbs. Shipping Weight: 77.5 lbs. Freight Class: 150 1 per carton, 23 cu.ft. Recycled Content: 25.4%	Black manually adjustable glides.
	1-9	1120.50	1130.50	1143.50	1151.50	1157.50	1163.50	1177.50		
	10-49	1110.50	1120.50	1133.50	1141.50	1147.50	1153.50	1167.50		
	50-99	1105.50	1115.50	1128.50	1136.50	1142.50	1148.50	1162.50		
	100+	1103.00	1113.00	1126.00	1134.00	1140.00	1146.00	1160.00		

8609-30YMFWBP Tapered Leg Barstool									Specification	Other
	Quantity	COM/ Gr.4	Gr.5	Gr.6	Gr.7	Gr.8	Gr.9	Gr.10	20"w x 22"d x 38-1/2"h COM: 1.00 yds. Actual Weight: 22 lbs. Shipping Weight: 31.5 lbs. Freight Class: 250 1 per carton, 19.64 cu.ft. Recycled Content: 20.2%	Non-marring clear butyrate glides. Footrest: Specify Gold (GAF), Silver (SSF), or black (BAF).
	1-9	770.00	780.00	793.00	801.00	807.00	813.00	827.00		
	10-49	760.00	770.00	783.00	791.00	797.00	803.00	817.00		
	50-99	755.00	765.00	778.00	786.00	792.00	798.00	812.00		
	100+	752.50	762.50	775.50	783.50	789.50	795.50	809.50		

WLBS130YMFWBP Tapered Round Wood Leg Barstool									Specification	Other
	Quantity	COM/ Gr.4	Gr.5	Gr.6	Gr.7	Gr.8	Gr.9	Gr.10	20"w x 23"d x 39-3/4"h COM: 1.00 yds. Actual Weight: 20 lbs. Shipping Weight: 25.5 lbs. Freight Class: 250 1 per carton, 19.64 cu.ft. Recycled Content: 11.03%	Premium metal base glides standard.
	1-9	1180.00	1190.00	1203.00	1211.00	1217.00	1223.00	1237.00		
	10-49	1170.00	1180.00	1193.00	1201.00	1207.00	1213.00	1227.00		
	50-99	1165.00	1175.00	1188.00	1196.00	1202.00	1208.00	1222.00		
	100+	1162.50	1172.50	1185.50	1193.50	1199.50	1205.50	1219.50		

Standard Features

Standard Powdercoat Colors:
Standard powdercoat finishes

Standard veneer in maple. Refer to Finish/
Color Selector for stain colors and page 17 for
premier stain upcharge.



Options

Optional Plated Finishes: (50 piece minimum)

8621-30-YMFWBP

Chrome, specify C1: add \$112.30.
Satin Nickel Chrome, specify SNC
add: \$122.30.

316-30-YMFWBP:

Chrome, specify C1: add \$40.90.

8720-30-YMFWBP:

Chrome, specify C1: add \$294.00.
Satin Nickel Chrome: specify SNC, add \$207.55.

8609-30-YMFWBP:

Chrome, specify C1: add \$106.90.
Satin Nickel Chrome: specify SNC: add \$116.90.

WLBS130-YMFWBP:

Chrome, specify C1: add \$61.60.
Satin Nickel Chrome: specify SNC: add \$71.60.

Less than minimum:

1-23, add: \$15.00.
24-49, add: \$7.50.

Models 8609-30-YMFWBP.
Premium Metal Base Glide:
add \$5.00. Specify MBG.






Textile Options:

- For pricing on grades 11-24, refer to the Upholstery Grading Chart on page 18.
- For textile selections, grades 4-10, refer to the Finish/Color Selector.
- COM (Customer's Own Material), refer to page 15.



Emma "XT"

Products on this page are covered by the following Patents and/or Patents pending: #D822,418 S

7523-C-XT	Swivel Pedestal Caster Chair							Specification	Other
	Quantity	COM/ Gr.4	Gr.5	Gr.6	Gr.7	Gr.8	Gr.9	Gr.10	21-1/2"w x 25-3/4"d x 35-3/4"h COM: 2.25 yds. Actual Weight: 20.5 lbs. Shipping Weight: 26.5 lbs. Freight Class: 250 1 per carton, 17 cu.ft. Recycled Content: 6.66% Black Twin Wheel Casters standard. Without casters: remove (-C) from model number.
	1-23	610.00	632.50	661.75	679.75	693.25	706.75	738.25	
	24-99	600.00	622.50	651.75	669.75	683.25	696.75	728.25	
	100-399	595.00	617.50	646.75	664.75	678.25	691.75	723.25	
	400+	592.50	615.00	644.25	662.25	675.75	689.25	720.75	
8650-C-XT	Swivel/Tilt Pedestal Caster Chair							Specification	Other
	Quantity	COM/ Gr.4	Gr.5	Gr.6	Gr.7	Gr.8	Gr.9	Gr.10	24-3/4"w x 26"d x 37-1/2"h COM: 2.25 yds. Actual Weight: 29 lbs. Shipping Weight: 39 lbs. Freight Class: 250 1 per carton, 17 cu.ft. Recycled Content: 5.31% Gas lift travel 4-1/4" Overall back ht: 33-1/4" - 37-1/2". Black Twin Wheel Casters standard. Polished aluminum standard.
	1-23	635.00	657.50	686.75	704.75	718.25	731.75	763.25	
	24-99	625.00	647.50	676.75	694.75	708.25	721.75	753.25	
	100-399	620.00	642.50	671.75	689.75	703.25	716.75	748.25	
	400+	617.50	640.00	669.25	687.25	700.75	714.25	745.75	
8621-XT	Bent Leg Chair							Specification	Other
	Quantity	COM/ Gr.4	Gr.5	Gr.6	Gr.7	Gr.8	Gr.9	Gr.10	21-1/2"w x 26"d x 35"h COM: 2.25 yds. Actual Weight: 18.5 lbs. Shipping Weight: 24.5 lbs. Freight Class: 250 1 per carton, 11.69 cu.ft. Recycled Content: 8.89% Premium metal base glides standard. 3/4" dia. bent leg.
	1-23	545.00	567.50	596.75	614.75	628.25	641.75	673.25	
	24-99	535.00	557.50	586.75	604.75	618.25	631.75	663.25	
	100-399	530.00	552.50	581.75	599.75	613.25	626.75	658.25	
	400+	527.50	550.00	579.25	597.25	610.75	624.25	655.75	
8900-XT	Spider Pedestal Base Swivel Chair							Specification	Other
	Quantity	COM/ Gr.4	Gr.5	Gr.6	Gr.7	Gr.8	Gr.9	Gr.10	21-1/2"w x 26-3/4"d x 35-1/4"h COM: 2.25 yds. Actual Weight: 20.5 lbs. Shipping Weight: 26 lbs. Freight Class: 250 1 per carton, 11.69 cu.ft. Recycled Content: 2.9% Polypropylene white glides. Polished aluminum finish only.
	1-23	670.00	692.50	721.75	739.75	753.25	766.75	798.25	
	24-99	660.00	682.50	711.75	729.75	743.25	756.75	788.25	
	100-399	655.00	677.50	706.75	724.75	738.25	751.75	783.25	
	400+	652.50	675.00	704.25	722.25	735.75	749.25	780.75	
8609-XT	Tapered Leg Chair							Specification	Other
	Quantity	COM/ Gr.4	Gr.5	Gr.6	Gr.7	Gr.8	Gr.9	Gr.10	21-1/2"w x 26-1/4"d x 34-3/4"h COM: 2.25 yds. Actual Weight: 23.5 lbs. Shipping Weight: 29.5 lbs. Freight Class: 250 1 per carton, 11.69 cu.ft. Recycled Content: 10.28% Non-marring clear butyrate glides.
	1-23	555.00	577.50	606.75	624.75	638.25	651.75	683.25	
	24-99	545.00	567.50	596.75	614.75	628.25	641.75	673.25	
	100-399	540.00	562.50	591.75	609.75	623.25	636.75	668.25	
	400+	537.50	560.00	589.25	607.25	620.75	634.25	665.75	

Standard Features

Standard Powdercoat Colors:

Standard powdercoat finishes
Except 8900-XT.



Options

Optional Plated Finishes: (50 piece minimum)

8621-XT:

Chrome, specify C1: add \$35.00.
Satin Nickel Chrome: specify SNC, add \$45.00.

8609-XT:

Chrome, specify C1: add \$50.00.
Satin Nickel Chrome: specify SNC, add \$60.00.

7523: For optional chrome column with polished aluminum base, specify CPA, add: \$40.25.
(Extended lead time, contact MTS).

Less than minimum:

1-23, add: \$15.00.
24-49, add: \$7.50.

8650-C: For optional powdercoat with black column, specify PCB and BPC. For optional powdercoat with chrome column, specify PCB only.



For 8900 only.
Add "-C" to model number, add: \$68.75


Mode 8609-XT,
Premium Metal Base Glide:
add \$5.00. Specify MBG.


Textile Options:


- For pricing on grades 11-24, refer to the Upholstery Grading Chart on page 18.
- For textile selections, grades 4-10, refer to the Finish/Color Selector.
- COM (Customer's Own Material), refer to page 15.



Emma "XT"

WL02-XT Tapered Round Wood Leg Chair									Specification	Other
	Quantity	COM/ Gr.4	Gr.5	Gr.6	Gr.7	Gr.8	Gr.9	Gr.10	21-1/2"w x 26"d x 35"h COM: 2.25 yds. Actual Weight: 23 lbs. Shipping Weight: 28 lbs. Freight Class: 250 1 per carton, 11.69 cu.ft. Recycled Content: 6.39%	
	1-23	905.00	927.50	956.75	974.75	988.25	1001.75	1033.25		
	24-99	895.00	917.50	946.75	964.75	978.25	991.75	1023.25		
	100-399	890.00	912.50	941.75	959.75	973.25	986.75	1018.25		
	400+	887.50	910.00	939.25	957.25	970.75	984.25	1015.75		

WL60-XT Wood Leg Swivel Chair									Specification	Other
	Quantity	COM/ Gr.4	Gr.5	Gr.6	Gr.7	Gr.8	Gr.9	Gr.10	21-1/2"w x 26-1/4"d x 33-1/2"h COM: 2.25 yds. Actual Weight: 26.4 lbs. Shipping Weight: 36.4 lbs. Freight Class: 250 1 per carton, 11.69 cu.ft. Recycled Content: 6.76%	
	1-23	1155.00	1177.50	1206.75	1224.75	1238.25	1251.75	1283.25		
	24-99	1145.00	1167.50	1196.75	1214.75	1228.25	1241.75	1273.25		
	100-399	1140.00	1162.50	1191.75	1209.75	1223.25	1236.75	1268.25		
	400+	1137.50	1160.00	1189.25	1207.25	1220.75	1234.25	1265.75		

WL70-XT Wood Bent Ply Leg Chair									Specification	Other
	Quantity	COM/ Gr.4	Gr.5	Gr.6	Gr.7	Gr.8	Gr.9	Gr.10	21-1/2"w x 25-1/4"d x 35-1/2"h COM: 2.25 yds. Actual Weight: 20 lbs. Shipping Weight: 26 lbs. Freight Class: 250 1 per carton, 11.69 cu.ft. Recycled Content: 0.00%	
	1-23	845.00	867.50	896.75	914.75	928.25	941.75	973.25		
	24-99	835.00	857.50	886.75	904.75	918.25	931.75	963.25		
	100-399	830.00	852.50	881.75	899.75	913.25	926.75	958.25		
	400+	827.50	850.00	879.25	897.25	910.75	924.25	955.75		

Standard Features

Standard Powdercoat Colors:

Standard powdercoat finishes

Standard veneer in maple. Refer to Finish/
Color Selector for stain colors and page 17 for
premier stain upcharge.

Premium Metal Base Glides.



Options

Optional Plated Finishes: (50 piece minimum)

WL02-XT:

Chrome, specify C1: add \$32.25.
Satin Nickel Chrome, specify SNC
add: \$42.25..

Less than minimum:


1-23, add: \$15.00.
24-49, add: \$7.50.


Textile Options:


- For pricing on grades 11-24, refer to the Upholstery Grading Chart on page 18.
- For textile selections, grades 4-10, refer to the Finish/Color Selector.
- COM (Customer's Own Material), refer to page 15.





Emma "XT"

8621-30-XTM Bent Leg Barstool									Specification	Other
	Quantity	COM/ Gr.4	Gr.5	Gr.6	Gr.7	Gr.8	Gr.9	Gr.10	21-1/2"w x 25"d x 42-1/4"h COM: 2.0 yds. Actual Weight: 16.5 lbs. Shipping Weight: 26.5 lbs. Freight Class: 250 1 per carton, 19.64 cu.ft. Recycled Content: 19.94%	Premium metal base glides standard. 3/4" dia. bent leg.
	1-9	580.00	600.00	626.00	642.00	654.00	666.00	694.00		
	10-49	570.00	590.00	616.00	632.00	644.00	656.00	684.00		
	50-99	565.00	585.00	611.00	627.00	639.00	651.00	679.00		
	100+	562.50	582.50	608.50	624.50	636.50	648.50	676.50		

316-30-XTM Swivel Barstool									Specification	Other
	Quantity	COM/ Gr.4	Gr.5	Gr.6	Gr.7	Gr.8	Gr.9	Gr.10	21-1/2"w x 25-1/2"d x 42-1/2"h COM: 2.0 yds. Actual Weight: 22.5 lbs. Shipping Weight: 33 lbs. Freight Class: 250 1 per carton, 16.25 cu.ft. Recycled Content: 18.67%	Specify Brass (BRT) or Chrome (CRT) footring and glide.
	1-9	575.00	595.00	621.00	637.00	649.00	661.00	689.00		
	10-49	565.00	585.00	611.00	627.00	639.00	651.00	679.00		
	50-99	560.00	580.00	606.00	622.00	634.00	646.00	674.00		
	100+	557.50	577.50	603.50	619.50	631.50	643.50	671.50		

8720-30-XTM Round Pedestal Base Swivel Barstool									Specification	Other
	Quantity	COM/ Gr.4	Gr.5	Gr.6	Gr.7	Gr.8	Gr.9	Gr.10	21-1/2"w x 25-1/4"d x 42-1/2"h COM: 2.0 yds. Actual Weight: 60 lbs. Shipping Weight: 80 lbs. Freight Class: 150 1 per carton, 23 cu.ft. Recycled Content: 23.92%	Black manually adjustable glides.
	1-9	940.50	960.50	986.50	1002.50	1014.50	1026.50	1054.50		
	10-49	930.50	950.50	976.50	992.50	1004.50	1016.50	1044.50		
	50-99	925.50	945.50	971.50	987.50	999.50	1011.50	1039.50		
	100+	923.00	943.00	969.00	985.00	997.00	1009.00	1037.00		

8609-30-XTM Tapered Leg Barstool									Specification	Other
	Quantity	COM/ Gr.4	Gr.5	Gr.6	Gr.7	Gr.8	Gr.9	Gr.10	21-1/2"w x 24-1/4"d x 43-1/4"h COM: 2.0 yds. Actual Weight: 25.5 lbs. Shipping Weight: 35.5 lbs. Freight Class: 250 1 per carton, 19.64 cu.ft. Recycled Content: 16.75%	Non-marring clear butyrate glides. Footrest: Specify Gold (GAF), Silver (SSF), or black (BAF).
	1-9	590.00	610.00	636.00	652.00	664.00	676.00	704.00		
	10-49	580.00	600.00	626.00	642.00	654.00	666.00	694.00		
	50-99	575.00	595.00	621.00	637.00	649.00	661.00	689.00		
	100+	572.50	592.50	618.50	634.50	646.50	658.50	686.50		

WLBS130-XTM Tapered Round Wood Leg Barstool									Specification	Other
	Quantity	COM/ Gr.4	Gr.5	Gr.6	Gr.7	Gr.8	Gr.9	Gr.10	21-1/2"w x 25-1/4"d x 43-1/2"h COM: 2.0 yds. Actual Weight: 23.5 lbs. Shipping Weight: 29 lbs. Freight Class: 250 1 per carton, 19.64 cu.ft. Recycled Content: 9.38%	Premium metal base glides standard.
	1-9	1000.00	1020.00	1046.00	1062.00	1074.00	1086.00	1114.00		
	10-49	990.00	1010.00	1036.00	1052.00	1064.00	1076.00	1104.00		
	50-99	985.00	1005.00	1031.00	1047.00	1059.00	1071.00	1099.00		
	100+	982.50	1002.50	1028.50	1044.50	1056.50	1068.50	1096.50		

Standard Features

Standard Powdercoat Colors:
Standard powdercoat finishes

Standard veneer in maple. Refer to Finish/
Color Selector for stain colors and page 17 for
premier stain upcharge.



Options

Optional Plated Finishes: (50 piece minimum)

8621-30-XTM

Chrome, specify C1: add \$112.30.
Satin Nickel Chrome, specify SNC
add: \$122.30.

316-30-XTM:

Chrome, specify C1: add \$40.90.

8720-30-XTM:

Chrome, specify C1: add \$294.00.
Satin Nickel Chrome: specify SNC, add \$207.55.

8609-30-XTM:

Chrome, specify C1: add \$106.90.
Satin Nickel Chrome: specify SNC: add \$116.90.

WLBS130-XTM:

Chrome, specify C1: add \$61.60.
Satin Nickel Chrome: specify SNC: add \$71.60.

Less than minimum:

1-23, add: \$15.00.
24-49, add: \$7.50.

Model 8609-30-XTM.






Premium Metal Base Glide:
add \$5.00. Specify MBG.

Textile Options:

- For pricing on grades 11-24, refer to the Upholstery Grading Chart on page 18.
- For textile selections, grades 4-10, refer to the Finish/Color Selector.
- COM (Customer's Own Material), refer to page 15.



Elise "Z"

7523-C-Z Swivel Pedestal Caster Chair									Specification	Other
	Quantity	COM/ Gr.4	Gr.5	Gr.6	Gr.7	Gr.8	Gr.9	Gr.10	21-1/2"w x 24"d x 35-1/2"h COM: 1.25 yds. Actual Weight: 20.5 lbs. Shipping Weight: 26 lbs. Freight Class: 250 1 per carton, 17 cu.ft. Recycled Content: 6.66%	Black Twin Wheel Casters standard. Without casters: remove (-C) from model number.
	1-23	605.00	617.50	633.75	643.75	651.25	658.75	676.25		
	24-99	595.00	607.50	623.75	633.75	641.25	648.75	666.25		
	100-399	590.00	602.50	618.75	628.75	636.25	643.75	661.25		
	400+	587.50	600.00	616.25	626.25	633.75	641.25	658.75		
8650-C-Z Adjustable Height Swivel/Tilt Caster Chair									Specification	Other
	Quantity	COM/ Gr.4	Gr.5	Gr.6	Gr.7	Gr.8	Gr.9	Gr.10	24-1/2"w x 24-1/2"d x 37-1/4"h COM: 1.25 yds. Actual Weight: 27 lbs. Shipping Weight: 37 lbs. Freight Class: 250 1 per carton, 17 cu.ft. Recycled Content: 5.7%	Gas lift travel 4-1/4" Overall back ht: 30-3/4" - 37-1/4". Black Twin Wheel Casters standard. Polished aluminum standard.
	1-23	630.00	642.50	658.75	668.75	676.25	683.75	701.25		
	24-99	620.00	632.50	648.75	658.75	666.25	673.75	691.25		
	100-399	615.00	627.50	643.75	653.75	661.25	668.75	686.25		
	400+	612.50	625.00	641.25	651.25	658.75	666.25	683.75		
8621-Z Bent Leg Base Chair									Specification	Other
	Quantity	COM/ Gr.4	Gr.5	Gr.6	Gr.7	Gr.8	Gr.9	Gr.10	19-1/2"w x 24-1/4"d x 34-1/4"h COM: 1.25 yds. Actual Weight: 19 lbs. Shipping Weight: 25 lbs. Freight Class: 250 1 per carton, 11.7 cu.ft. Recycled Content: 8.66%	Premium metal base glides standard. 3/4" dia. bent leg.
	1-23	540.00	552.50	568.75	578.75	586.25	593.75	611.25		
	24-99	530.00	542.50	558.75	568.75	576.25	583.75	601.25		
	100-399	525.00	537.50	553.75	563.75	571.25	578.75	596.25		
	400+	522.50	535.00	551.25	561.25	568.75	576.25	593.75		
8621-30-Z Bent Leg Base Barstool									Specification	Other
	Quantity	COM/ Gr.4	Gr.5	Gr.6	Gr.7	Gr.8	Gr.9	Gr.10	20-1/4"w x 24-1/2"d x 45-3/4"h COM: 1.25 yds. Actual Weight: 23.5 lbs. Shipping Weight: 42 lbs. Freight Class: 250 1 per carton, 19.64 cu.ft. Recycled Content: 14.00%	Premium metal base glides standard. 3/4" dia. bent leg.
	1-9	590.00	602.50	618.75	628.75	636.25	643.75	661.25		
	10-49	580.00	592.50	608.75	618.75	626.25	633.75	651.25		
	50-99	575.00	587.50	603.75	613.75	621.25	628.75	646.25		
	100+	572.50	585.00	601.25	611.25	618.75	626.25	643.75		
8900-Z Spider Base Swivel Chair									Specification	Other
	Quantity	COM/ Gr.4	Gr.5	Gr.6	Gr.7	Gr.8	Gr.9	Gr.10	19"w x 23-1/4"d x 35-1/2"h COM: 1.25 yds. Actual Weight: 21.5 lbs. Shipping Weight: 27 lbs. Freight Class: 250 1 per carton, 11.7 cu.ft. Recycled Content: 2.77%	Polypropylene white glides. Polished aluminum finish onl .
	1-23	670.00	682.50	698.75	708.75	716.25	723.75	741.25		
	24-99	660.00	672.50	688.75	698.75	706.25	713.75	731.25		
	100-399	655.00	667.50	683.75	693.75	701.25	708.75	726.25		
	400+	652.50	665.00	681.25	691.25	698.75	706.25	723.75		

Standard Features

Standard Powdercoat Colors:

Standard powdercoat finishes. Except 8900-Z.



Options

Optional Plated Finishes: (50 piece minimum)

8621-Z:

Chrome, specify C1: add \$35.00.

Satin Nickel Chrome: specify SNC, add \$45.00.

8621-30-Z:

Chrome, specify C1: add \$112.30.

Satin Nickel Chrome: specify SNC, add \$122.30.

Less than minimum:

1-23, add: \$15.00.

24-49, add: \$7.50.

7523: For optional chrome column with polished aluminum base, specify CPA, add: \$40.25. (Extended lead time, contact MTS).

8650-C: For optional powdercoat with black column, specify PCB and BPC. For optional powdercoat with chrome column, specify PCB only.

Textile Options:

- For pricing on grades 11-24, refer to the Upholstery Grading Chart on page 18.
- For textile selections, grades 4-10, refer to the Finish/Color Selector.
- COM (Customer's Own Material), refer to page 15.

To Order:


All orders must specify:


1. Ship To address.
2. Any critical opening dates.
3. Model number.
4. Frame finish by number and color name.
5. Upholstery selection by pattern name, color number and name.
6. Stain color and number.





Elise "Z"


Products on this page are covered by the following Patents and/or Patents pending: #D822,418 S

8609-Z	Tapered Leg Chair								Specification	Other
	Quantity	COM/ Gr.4	Gr.5	Gr.6	Gr.7	Gr.8	Gr.9	Gr.10	19"w x 23-3/4"d x 34"h COM: 1.25 yds. Actual Weight: 21.5 lbs. Shipping Weight: 27.5 lbs. Freight Class: 250 1 per carton, 11.7 cu.ft. Recycled Content: 11.23%	Non-marring clear butyrate glides.
	1-23	550.00	562.50	578.75	588.75	596.25	603.75	621.25		
	24-99	540.00	552.50	568.75	578.75	586.25	593.75	611.25		
	100-399	535.00	547.50	563.75	573.75	581.25	588.75	606.25		
	400+	532.50	545.00	561.25	571.25	578.75	586.25	603.75		

8609-30-Z	Tapered Leg Barstool								Specification	Other
	Quantity	COM/ Gr.4	Gr.5	Gr.6	Gr.7	Gr.8	Gr.9	Gr.10	19"w x 22-3/4"d x 46-1/2"h COM: 1.25 yds. Actual Weight: 32.5 lbs. Shipping Weight: 42.5 lbs. Freight Class: 250 1 per carton, 19.64 cu.ft. Recycled Content: 13.14%	Footrest: Specify Gold (GAF), Silver (SSF), or black (BAF).
	1-9	600.00	612.50	628.75	638.75	646.25	653.75	671.25		
	10-49	590.00	602.50	618.75	628.75	636.25	643.75	661.25		
	50-99	585.00	597.50	613.75	623.75	631.25	638.75	656.25		
	100+	582.50	595.00	611.25	621.25	628.75	636.25	653.75		

WL02-Z	Tapered Round Wood Leg Chair								Specification	Other
	Quantity	COM/ Gr.4	Gr.5	Gr.6	Gr.7	Gr.8	Gr.9	Gr.10	19"w x 23-1/2"d x 34-1/2"h COM: 1.25 yds. Actual Weight: 21 lbs. Shipping Weight: 27 lbs. Freight Class: 250 1 per carton, 11.7 cu.ft. Recycled Content: 7.00%	Premium metal base glides standard. Standard wood legs in maple. Refer to finish color selector for stain colors and page 17 for premium stains.
	1-23	900.00	912.50	928.75	938.75	946.25	953.75	971.25		
	24-99	890.00	902.50	918.75	928.75	936.25	943.75	961.25		
	100-399	885.00	897.50	913.75	923.75	931.25	938.75	956.25		
	400+	882.50	895.00	911.25	921.25	928.75	936.25	953.75		

WLBS130-Z	Tapered Round Wood Leg Barstool								Specification	Other
	Quantity	COM/ Gr.4	Gr.5	Gr.6	Gr.7	Gr.8	Gr.9	Gr.10	19"w x 22-3/4"d x 46"h COM: 1.25 yds. Actual Weight: 26.5 lbs. Shipping Weight: 40 lbs. Freight Class: 250 1 per carton, 19.64 cu.ft. Recycled Content: 8.32%	Premium metal base glides standard. Standard wood legs in maple. Refer to finish color selector for stain colors and page 17 for premium stains.
	1-9	1010.00	1022.50	1038.75	1048.75	1056.25	1063.75	1081.25		
	10-49	1000.00	1012.50	1028.75	1038.75	1046.25	1053.75	1071.25		
	50-99	995.00	1007.50	1023.75	1033.75	1041.25	1048.75	1066.25		
	100+	992.50	1005.00	1021.25	1031.25	1038.75	1046.25	1063.75		

WL60-Z	Wood Leg Chair								Specification	Other
	Quantity	COM/ Gr.4	Gr.5	Gr.6	Gr.7	Gr.8	Gr.9	Gr.10	19"w x 23-1/4"d x 34-1/4"h COM: 1.25 yds. Actual Weight: 24.4 lbs. Shipping Weight: 34.4 lbs. Freight Class: 250 1 per carton, 11.7 cu.ft. Recycled Content: 3.73%	Premium metal base glides standard. Standard wood legs in maple. Refer to finish color selector for stain colors and page 17 for premium stains.
	1-23	1150.00	1162.50	1178.75	1188.75	1196.25	1203.75	1221.25		
	24-99	1140.00	1152.50	1168.75	1178.75	1186.25	1193.75	1211.25		
	100-399	1135.00	1147.50	1163.75	1173.75	1181.25	1188.75	1206.25		
	400+	1132.50	1145.00	1161.25	1171.25	1178.75	1186.25	1203.75		

Standard Features

Standard Powdercoat Colors:
Standard powdercoat finishes.



Options

Optional Plated Finishes: (50 piece minimum)

8609-Z:

Chrome, specify C1: add \$50.00.
Satin Nickel Chrome: specify SNC, add \$60.00.

8609-30-Z:

Chrome, specify C1: add \$106.90.
Satin Nickel Chrome: specify SNC, add \$116.90.

WL02-Z:

Chrome, specify C1: add \$32.25.
Satin Nickel Chrome: specify SNC, add \$42.25.

WLBS130-Z:

Chrome, specify C1: add \$61.60.
Satin Nickel Chrome, specify SNC: add \$71.60.

Less than minimum:

1-23, add: \$15.00.
24-49, add: \$7.50.


Textile Options:


- For pricing on grades 11-24, refer to the Upholstery Grading Chart on page 18.
- For textile selections, grades 4-10, refer to the Finish/Color Selector.
- COM (Customer's Own Material), refer to page 15.




Lehto

Products on this page are covered by the following Patents and/or Patents pending: #D822,418 S

8612-E	Tapered Leg Base Chair							Specification	Other
	Quantity	COM/ Gr.4	Gr.5	Gr.6	Gr.7	Gr.8	Gr.9	Gr.10	19-3/4"w x 21-1/4"d x 33-1/4"h COM: 1.05 Yards Actual Wgt: 16.8 lbs. ea. Shipping Wgt: 26.5 lbs. ea. Freight Class: 175 2 per carton, 12.25 cu. ft. Recycled Content: 15.21% Non-marring clear butyrate glides.
	1-23	490.00	500.50	514.15	522.55	528.85	535.15	549.85	
	24-99	480.00	490.50	504.15	512.55	518.85	525.15	539.85	
	100-399	475.00	485.50	499.15	507.55	513.85	520.15	534.85	
	400+	472.50	483.00	496.65	505.05	511.35	517.65	532.35	

8612-30-EL	Low Back Tapered Leg Barstool							Specification	Other
	Quantity	COM/ Gr.4	Gr.5	Gr.6	Gr.7	Gr.8	Gr.9	Gr.10	18-1/2"w x 20-1/4"d x 37-1/4"h COM: 1.0 yds. Actual Weight: 19.2 lbs. Shipping Weight: 27 lbs. Freight Class: 250 1 per carton, 11.41 cu.ft. Recycled Content: 22.79% Footrest: Specify Gold (GAF), Satin Silver (SSF), or Black (BAF).
	1-9	540.00	550.00	563.00	571.00	577.00	583.00	597.00	
	10-49	530.00	540.00	553.00	561.00	567.00	573.00	587.00	
	50-99	525.00	535.00	548.00	556.00	562.00	568.00	582.00	
	100+	522.50	532.50	545.50	553.50	559.50	565.50	579.50	

8612-30-EM	Mid Back Tapered Leg Barstool							Specification	Other
	Quantity	COM/ Gr.4	Gr.5	Gr.6	Gr.7	Gr.8	Gr.9	Gr.10	18-1/2"w x 20-1/2"d x 41-1/2"h COM: 1.0 yds. Actual Weight: 21 lbs. Shipping Weight: 29 lbs. Freight Class: 250 1 per carton, 11.41 cu.ft. Recycled Content: 20.83% Footrest: Specify Gold (GAF), Satin Silver (SSF), or Black (BAF).
	1-9	550.00	560.00	573.00	581.00	587.00	593.00	607.00	
	10-49	540.00	550.00	563.00	571.00	577.00	583.00	597.00	
	50-99	535.00	545.00	558.00	566.00	572.00	578.00	592.00	
	100+	532.50	542.50	555.50	563.50	569.50	575.50	589.50	

Standard Features

Standard Powdercoat Colors:

Standard powdercoat finishes



Options

Optional Plated Finishes: (50 piece minimum)

8612-E:

Chrome, specify C1: add \$50.00

Satin Nickel Chrome: specify SNC, add \$60.00

8612-30-E and 8612-30-EM:

Chrome, specify C1: add \$106.90

Satin Nickel Chrome: specify SNC, add \$116.90

Less than minimum:

1-23, add: \$15.00.

24-49, add: \$7.50.

Premium metal base glide: add \$5.00. Specify MBG.

Upholstery Options (Chair Only): (COM: 1.10 Yards)

- Window Pane Inner and Outer, specify (WP), add: \$50.00,
- Window Pane Inner, specify (WPI), add \$35.00.
- Window Pane Outer, specify (WPO): \$15.00.



Textile Options:

- For pricing on grades 11-24, refer to the Upholstery Grading Chart on page 18.
- For textile selections, grades 4-10, refer to the Finish/Color Selector.
- COM (Customer's Own Material), refer to page 15.


To Order:


All orders must specify:


1. Ship To address.
2. Any critical opening dates.
3. Model number.
4. Frame finish by number and color name.
5. Upholstery selection by pattern name, color number and name.
6. Stain color and number.




Lehto

8720-30-EL Low Back Round Pedestal Base Barstool								Specification	Other
	Quantity	COM/ Gr.4	Gr.5	Gr.6	Gr.7	Gr.8	Gr.9	Gr.10	20"w x 20-1/2"d x 37-1/4"h COM: 1.0 yds. Actual Weight: 48.7 lbs. Shipping Weight: 72 lbs. Freight Class: 175 1 per carton, 23 cu.ft. Recycled Content: 30.05%
	1-9	940.00	950.00	963.00	971.00	977.00	983.00	997.00	
	10-49	930.00	940.00	953.00	961.00	967.00	973.00	987.00	
	50-99	925.00	935.00	948.00	956.00	962.00	968.00	982.00	
	100+	922.50	932.50	945.50	953.50	959.50	965.50	979.50	

8720-30-EM Mid Back Round Pedestal Base Barstool								Specification	Other
	Quantity	COM/ Gr.4	Gr.5	Gr.6	Gr.7	Gr.8	Gr.9	Gr.10	20"w x 20-3/4"d x 41-1/4"h COM: 1.0 yds. Actual Weight: 49.5 lbs. Shipping Weight: 72.5 lbs. Freight Class: 175 1 per carton, 23 cu.ft. Recycled Content: 29.81%
	1-9	950.00	960.00	973.00	981.00	987.00	993.00	1007.00	
	10-49	940.00	950.00	963.00	971.00	977.00	983.00	997.00	
	50-99	935.00	945.00	958.00	966.00	972.00	978.00	992.00	
	100+	932.50	942.50	955.50	963.50	969.50	975.50	989.50	

8818-30-EL Low Back Square Pedestal Base Barstool								Specification	Other
	Quantity	COM/ Gr.4	Gr.5	Gr.6	Gr.7	Gr.8	Gr.9	Gr.10	18"w x 20-1/2"d x 37-1/4"h COM: 1.0 yds. Actual Weight: 47.5 lbs. Shipping Weight: 70.5 lbs. Freight Class: 175 1 per carton, 23 cu.ft. Recycled Content: 39.29%
	1-9	940.00	950.00	963.00	971.00	977.00	983.00	997.00	
	10-49	930.00	940.00	953.00	961.00	967.00	973.00	987.00	
	50-99	925.00	935.00	948.00	956.00	962.00	968.00	982.00	
	100+	922.50	932.50	945.50	953.50	959.50	965.50	979.50	

8818-30-EM Mid Back Square Pedestal Base Barstool								Specification	Other
	Quantity	COM/ Gr.4	Gr.5	Gr.6	Gr.7	Gr.8	Gr.9	Gr.10	18"w x 20-3/4"d x 41-1/4"h COM: 1.0 yds. Actual Weight: 49 lbs. Shipping Weight: 72 lbs. Freight Class: 175 1 per carton, 23 cu.ft. Recycled Content: 38.77%
	1-9	950.00	960.00	973.00	981.00	987.00	993.00	1007.00	
	10-49	940.00	950.00	963.00	971.00	977.00	983.00	997.00	
	50-99	935.00	945.00	958.00	966.00	972.00	978.00	992.00	
	100+	932.50	942.50	955.50	963.50	969.50	975.50	989.50	

Standard Features

Standard Powdercoat Colors:
Standard powdercoat finishes

Black manually adjustable glides.



Options

Optional Plated Finishes: (50 piece minimum)

Chrome, specify C1: add \$294.00.
Satin Nickel Chrome: specify SNC, add \$207.55.

Less than minimum:

1-23, add: \$15.00.
24-49, add: \$7.50.

Textile Options:

- For pricing on grades 11-24, refer to the Upholstery Grading Chart on page 18.
- For textile selections, grades 4-10, refer to the Finish/Color Selector.
- COM (Customer's Own Material), refer to page 15.


To Order:


All orders must specify:


- Ship To address.
- Any critical opening dates.
- Model number.
- Frame finish by number and color name.
- Upholstery selection by pattern name, color number and name.
- Stain color and number.




Lehto "CHI"

7523-C-E-CHI Swivel Caster Chair with Channel									Specification	Other
	Quantity	COM/ Gr.4	Gr.5	Gr.6	Gr.7	Gr.8	Gr.9	Gr.10	18-1/4"w x 23-3/4"d x 34-1/2"h COM: 1.05 Yards Actual Wgt: 16.75 lbs. ea. Shipping Wgt: 34 lbs. ea. Freight Class: 250 2 per carton, 17 cu. ft. Recycled Content: 9.4%	Black Twin Wheel Casters standard. Without casters: remove (-C) from model number.
	1-23	635.00	645.50	659.15	667.55	673.85	680.15	694.85		
	24-99	625.00	635.50	649.15	657.55	663.85	670.15	684.85		
	100-399	620.00	630.50	644.15	652.55	658.85	665.15	679.85		
	400+	617.50	628.00	641.65	650.05	656.35	662.65	677.35		

8650-C-E-CHI Adjustable Height Swivel/Tilt Caster Chair w/Channel									Specification	Other
	Quantity	COM/ Gr.4	Gr.5	Gr.6	Gr.7	Gr.8	Gr.9	Gr.10	18-1/4"w x 23-3/4"d x 35-3/4"h COM: 1.05 Yards Actual Wgt: 21.5 lbs. ea. Shipping Wgt: 26 lbs. ea. Freight Class: 250 2 per carton, 17 cu. ft. Recycled Content: 10.58%	Gas lift travel: 4-1/4" Overall back ht: 31-1/2" - 35-3/4" Black Twin Wheel Casters standard. Polished aluminum standard.
	1-23	660.00	670.50	684.15	692.55	698.85	705.15	719.85		
	24-99	650.00	660.50	674.15	682.55	688.85	695.15	709.85		
	100-399	645.00	655.50	669.15	677.55	683.85	690.15	704.85		
	400+	642.50	653.00	666.65	675.05	681.35	687.65	702.35		

8501-E-CHI Sled Base Chair w/Channeled Inner									Specification	Other
	Quantity	COM/ Gr.4	Gr.5	Gr.6	Gr.7	Gr.8	Gr.9	Gr.10	18-1/2"w x 22"d x 33-3/4"h COM: 1.05 yds. Actual Weight: 15.8 lbs. Shipping Weight: 26 lbs. Freight Class: 250 2 per carton, 11.4 cu.ft. Recycled Content: 16.84%	Non-marring clear butyrate glides.
	1-23	640.00	650.50	664.15	672.55	678.85	685.15	699.85		
	24-99	630.00	640.50	654.15	662.55	668.85	675.15	689.85		
	100-399	625.00	635.50	649.15	657.55	663.85	670.15	684.85		
	400+	622.50	633.00	646.65	655.05	661.35	667.65	682.35		

8900-E-CHI Spider Pedestal Base Swivel Chair w/Channeled Inner									Specification	Other
	Quantity	COM/ Gr.4	Gr.5	Gr.6	Gr.7	Gr.8	Gr.9	Gr.10	19"w x 21-1/4"d x 33-3/4"h COM: 1.05 yds. Actual Weight: 15.5 lbs. Shipping Weight: 25.5 lbs. Freight Class: 250 1 per carton, 17 cu.ft. Recycled Content: 5.65%	White polypropylene glides. Polished aluminum finis only.
	1-23	702.50	713.00	726.65	735.05	741.35	747.65	762.35		
	24-99	692.50	703.00	716.65	725.05	731.35	737.65	752.35		
	100-399	687.50	698.00	711.65	720.05	726.35	732.65	747.35		
	400+	685.00	695.50	709.15	717.55	723.85	730.15	744.85		

Standard Features

Standard Powdercoat Colors:

Standard powdercoat finishes, except on 8650-C-E-CHI and 8900-E-CHI.



Options

Optional Plated Finishes: (50 piece minimum)

8501-E-CHI:

Chrome, specify C1: add \$63.00.
Satin Nickel Chrome: specify SNC, add \$73.00.

Less than minimum:

1-23, add: \$15.00.
24-49, add: \$7.50.

7523: For optional chrome column with polished aluminum base, specify CPA, add: \$40.25. (Extended lead time, contact MTS)

8650-C: For optional powdercoat with black column, specify PCB and BPC. For optional powdercoat with chrome column, specify PCB only.

Upholstery Options (Chair Only): (COM: 1.10 Yards)

- Window Pane Inner and Outer, specify (WP), add: \$50.00,
- Window Pane Inner, specify (WPI), add \$35.00.
- Window Pane Outer, specify (WPO): \$15.00.



Black Caster Option:



For 8900 only. Add
"-C" to model number,
add: \$68.75


Textile Options:


- For pricing on grades 11-24, refer to the Upholstery Grading Chart on page 18.
- For textile selections, grades 4-10, refer to the Finish/Color Selector.
- COM (Customer's Own Material), refer to page 15.




Lehto "CHI"

Products on this page are covered by the following Patents and/or Patents pending: #D822,418 S

8612-E-CHI Tapered Leg Base Chair with Channeling									Specification	Other
	Quantity	COM/ Gr.4	Gr.5	Gr.6	Gr.7	Gr.8	Gr.9	Gr.10	19-3/4"w x 21-1/4"d x 33-3/4"h COM: 1.05 Yards Actual Wgt: 16.8 lbs. ea. Shipping Wgt: 26.5 lbs. ea. Freight Class: 175 2 per carton, 12.25 cu. ft. Recycled Content: 14.58%	Non-marring clear butyrate glides.
	1-23	520.00	530.50	544.15	552.55	558.85	565.15	579.85		
	24-99	510.00	520.50	534.15	542.55	548.85	555.15	569.85		
	100-399	505.00	515.50	529.15	537.55	543.85	550.15	564.85		
	400+	502.50	513.00	526.65	535.05	541.35	547.65	562.35		

8612-30-ELCHI Low Back Sq. Tapered Base Barstool w/Channeled Inner									Specification	Other
	Quantity	COM/ Gr.4	Gr.5	Gr.6	Gr.7	Gr.8	Gr.9	Gr.10	18-1/2"w x 20-1/4"d x 37-1/4"h COM: 1.0 yds. Actual Weight: 19.2 lbs. Shipping Weight: 27 lbs. Freight Class: 250 1 per carton, 11.41 cu.ft. Recycled Content: 22.79%	Footrest: Specify Gold (GAF), Satin Silver (SSF), or Black (BAF).
	1-9	570.00	580.00	593.00	601.00	607.00	613.00	627.00		
	10-49	560.00	570.00	583.00	591.00	597.00	603.00	617.00		
	50-99	555.00	565.00	578.00	586.00	592.00	598.00	612.00		
	100+	552.50	562.50	575.50	583.50	589.50	595.50	609.50		

8612-30-EMCHI Mid Back Tapered Leg Barstool w/Channeled Inner									Specification	Other
	Quantity	COM/ Gr.4	Gr.5	Gr.6	Gr.7	Gr.8	Gr.9	Gr.10	18-1/2" w x 20-1/2" d x 41-1/2" h COM: 1.0 yds. Actual Weight: 21 lbs. Shipping Weight: 29 lbs. Freight Class: 250 1 per carton, 11.41 cu.ft. Recycled Content: 20.83%	Footrest: Specify Gold (GAF), Satin Silver (SSF), or Black (BAF).
	1-9	580.00	590.00	603.00	611.00	617.00	623.00	637.00		
	10-49	570.00	580.00	593.00	601.00	607.00	613.00	627.00		
	50-99	565.00	575.00	588.00	596.00	602.00	608.00	622.00		
	100+	562.50	572.50	585.50	593.50	599.50	605.50	619.50		

Standard Features

Standard Powdercoat Colors:
Standard powdercoat finishes



Options

Optional Plated Finishes:

8612-E-CHI:

Chrome, specify C1: add \$50.00.
Satin Nickel Chrome: specify SNC, add \$60.00.

8612-30-ELCHI and 8612-30-EMCHI:

Chrome, specify C1: add \$106.90,
Satin Nickel Chrome: specify SNC, add \$116.90.

Less than minimum:

1-23, add: \$15.00.
24-49, add: \$7.50.

Premium metal base glide: add \$5.00.
Specify MBG.

Upholstery Options (Chair Only): (COM: 1.10 Yards)

- Window Pane Inner and Outer, specify (WP), add: \$50.00,
- Window Pane Inner, specify (WPI), add \$35.00.
- Window Pane Outer, specify (WPO): \$15.00.



Textile Options:

- For pricing on grades 11-24, refer to the Upholstery Grading Chart on page 18.
- For textile selections, grades 4-10, refer to the Finish/Color Selector.
- COM (Customer's Own Material), refer to page 15.


To Order:


All orders must specify:


1. Ship To address.
2. Any critical opening dates.
3. Model number.
4. Frame finish by number and color name.
5. Upholstery selection by pattern name, color number and name.
6. Stain color and number.




Lehto "CHI"

8720-30-ELCHI Low Back RD Pedestal Base Barstool w/Channeled Inner								Specification	Other
	Quantity	COM/ Gr.4	Gr.5	Gr.6	Gr.7	Gr.8	Gr.9	Gr.10	20"w x 20-1/2"d x 37-1/4"h COM: 1.0 yds. Actual Weight: 48.7 lbs. Shipping Weight: 72 lbs. Freight Class: 175 1 per carton, 23 cu.ft. Recycled Content: 30.05%
	1-9	970.00	980.00	993.00	1001.00	1007.00	1013.00	1027.00	
	10-49	960.00	970.00	983.00	991.00	997.00	1003.00	1017.00	
	50-99	955.00	965.00	978.00	986.00	992.00	998.00	1012.00	
	100+	952.50	962.50	975.50	983.50	989.50	995.50	1009.50	

8720-30-EMCHI Mid Back Rd. Pedestal Base Barstool w/Channeled Inner								Specification	Other
	Quantity	COM/ Gr.4	Gr.5	Gr.6	Gr.7	Gr.8	Gr.9	Gr.10	20"w x 20-3/4"d x 41-1/4"h COM: 1.0 yds. Actual Weight: 49.5 lbs. Shipping Weight: 72.5 lbs. Freight Class: 175 1 per carton, 23 cu.ft. Recycled Content: 29.81%
	1-9	980.00	990.00	1003.00	1011.00	1017.00	1023.00	1037.00	
	10-49	970.00	980.00	993.00	1001.00	1007.00	1013.00	1027.00	
	50-99	965.00	975.00	988.00	996.00	1002.00	1008.00	1022.00	
	100+	962.50	972.50	985.50	993.50	999.50	1005.50	1019.50	

8818-30-ELCHI Low Back Sq. Pedestal Base Barstool w/Channeled Inner								Specification	Other
	Quantity	COM/ Gr.4	Gr.5	Gr.6	Gr.7	Gr.8	Gr.9	Gr.10	18"w x 20-1/2"d x 37-1/4"h COM: 1.0 yds. Actual Weight: 47.5 lbs. Shipping Weight: 70.5 lbs. Freight Class: 175 1 per carton, 23 cu.ft. Recycled Content: 39.29%
	1-9	970.00	980.00	993.00	1001.00	1007.00	1013.00	1027.00	
	10-49	960.00	970.00	983.00	991.00	997.00	1003.00	1017.00	
	50-99	955.00	965.00	978.00	986.00	992.00	998.00	1012.00	
	100+	952.50	962.50	975.50	983.50	989.50	995.50	1009.50	

8818-30-EMCHI Mid Back Sq. Pedestal Base Barstool w/Channeled Inner								Specification	Other
	Quantity	COM/ Gr.4	Gr.5	Gr.6	Gr.7	Gr.8	Gr.9	Gr.10	18"w x 20-3/4"d x 41-1/4"h COM: 1.0 yds. Actual Weight: 49 lbs. Shipping Weight: 72 lbs. Freight Class: 175 1 per carton, 23 cu.ft. Recycled Content: 38.77%
	1-9	980.00	990.00	1003.00	1011.00	1017.00	1023.00	1037.00	
	10-49	970.00	980.00	993.00	1001.00	1007.00	1013.00	1027.00	
	50-99	965.00	975.00	988.00	996.00	1002.00	1008.00	1022.00	
	100+	962.50	972.50	985.50	993.50	999.50	1005.50	1019.50	

Standard Features

Standard Powdercoat Colors:
Standard powdercoat finishes

Black manually adjustable glide.



Options

Optional Plated Finishes:

(50 piece minimum)
Chrome, specify C1: add \$294.00.
Satin Nickel Chrome: specify SNC, add \$207.55.

Less than minimum:

1-23, add: \$15.00.
24-49, add: \$7.50.

Textile Options:

- For pricing on grades 11-24, refer to the Upholstery Grading Chart on page 18.
- For textile selections, grades 4-10, refer to the Finish/Color Selector.
- COM (Customer's Own Material), refer to page 15.





To Order:

All orders must specify:

1. Ship To address.
2. Any critical opening dates.
3. Model number.
4. Frame finish by number and color name.
5. Upholstery selection by pattern name, color number and name.
6. Stain color and number.



Lehto "CHI"

WL05-ECHI Tapered Round Wood Leg Chair/Channeled Inner								Specification	Other	
	Quantity	COM/ Gr.4	Gr.5	Gr.6	Gr.7	Gr.8	Gr.9	Gr.10	19"w x 22-1/4"d x 34-1/4"h COM: 1.05 yds. Actual Weight: 17.5 lbs. Shipping Weight: 27.5 lbs. Freight Class: 250 2 per carton, 12.25 cu.ft. Recycled Content: 1.80%	
	1-23	865.00	875.50	889.15	897.55	903.85	910.15	924.85		
	24-99	855.00	865.50	879.15	887.55	893.85	900.15	914.85		
	100-399	850.00	860.50	874.15	882.55	888.85	895.15	909.85		
	400+	847.50	858.00	871.65	880.05	886.35	892.65	907.35		
WL60-ECHI Wood Leg Swivel Chair								Specification	Other	
	Quantity	COM/ Gr.4	Gr.5	Gr.6	Gr.7	Gr.8	Gr.9	Gr.10	19"w x 21-1/4"d x 32-1/2"h COM: 1.05 yds. Actual Weight: 18.4 lbs. Shipping Weight: 28.4 lbs. Freight Class: 250 1 per carton, 17 cu.ft. Recycled Content: 9.70%	
	1-23	1115.00	1125.50	1139.15	1147.55	1153.85	1160.15	1174.85		
	24-99	1105.00	1115.50	1129.15	1137.55	1143.85	1150.15	1164.85		
	100-399	1100.00	1110.50	1124.15	1132.55	1138.85	1145.15	1159.85		
	400+	1097.50	1108.00	1121.65	1130.05	1136.35	1142.65	1157.35		
WLBS230-ELCHI Low Back w/Channeled Inner / Tapered Wood Leg								Specification	Other	
	Quantity	COM/ Gr.4	Gr.5	Gr.6	Gr.7	Gr.8	Gr.9	Gr.10	22"w x 21-3/4"d x 36"h COM: 1.00 yds. Actual Weight: 19.5 lbs. Shipping Weight: 28.5 lbs. Freight Class: 250 1 per carton, 11.41 cu.ft. Recycled Content: 11.31%	
	1-9	975.00	985.00	998.00	1006.00	1012.00	1018.00	1032.00		
	10-49	965.00	975.00	988.00	996.00	1002.00	1008.00	1022.00		
	50-99	960.00	970.00	983.00	991.00	997.00	1003.00	1017.00		
	100+	957.50	967.50	980.50	988.50	994.50	1000.50	1014.50		
WLBS230-EMCHI Mid Back / Channeled Inner / Tapered Wood Leg								Specification	Other	
	Quantity	COM/ Gr.4	Gr.5	Gr.6	Gr.7	Gr.8	Gr.9	Gr.10	22"w x 21-3/4"d x 40"h COM: 1.00 yds. Actual Weight: 20 lbs. Shipping Weight: 29 lbs. Freight Class: 250 1 per carton, 11.41 cu.ft. Recycled Content: 11.03%	
	1-9	985.00	995.00	1008.00	1016.00	1022.00	1028.00	1042.00		
	10-49	975.00	985.00	998.00	1006.00	1012.00	1018.00	1032.00		
	50-99	970.00	980.00	993.00	1001.00	1007.00	1013.00	1027.00		
	100+	967.50	977.50	990.50	998.50	1004.50	1010.50	1024.50		

Standard Features

Standard Powdercoat Colors:

Standard powdercoat finishes

Standard veneer shell and/or wood legs in maple. Refer to Finish/Color Selector for stain finishes and page 17 for premier stain upcharge.

Premium Metal Base Glides.



Options

Optional Plated Finishes:

(50 piece minimum)

WL05-ECHI:

Chrome, specify C1: add \$32.25.

Satin Nickel Chrome: specify SNC, add \$42.25.

WLBS230-ELCHI:

Chrome, specify C1: add \$61.60.

Satin Nickel Chrome: specify SNC, add \$71.60.

WLBS230-EMCHI:

Chrome, specify C1: add \$61.60.

Satin Nickel Chrome: specify SNC, add \$71.60.

Less than minimum:

1-23, add: \$15.00.

24-49, add: \$7.50.

Textile Options:

• For pricing on grades 11-24, refer to the Upholstery Grading Chart on page 18.

• For textile selections, grades 4-10, refer to the Finish/Color Selector.

• COM (Customer's Own Material), refer to page 15.

Other

Upholstery Options (Chair Only):

(COM: 1.10 Yards)

• Window Pane Inner and Outer, specify (WP), add: \$50.00,

• Window Pane Inner, specify (WPI), add \$35.00.





• Window Pane Outer, specify (WPO): \$15.00.





Lehto Tapered Back

Products on this page are covered by the following Patents and/or Patents pending: #D822,418 S

7523-C-ET Swivel Caster Chair		Specification							Other
	Quantity	COM/ Gr.4	Gr.5	Gr.6	Gr.7	Gr.8	Gr.9	Gr.10	22-1/2"w x 21-1/2"d x 34-1/2"h COM: 1.00 yds. Actual Weight: 16.79 lbs. Shipping Weight: 34 lbs. Freight Class: 250 1 per carton, 17 cu.ft. Recycled Content: 8.15% Black Twin Wheel Casters standard. Without casters: remove (-C) from model number.
	1-23	630.00	640.00	653.00	661.00	667.00	673.00	687.00	
	24-99	620.00	630.00	643.00	651.00	657.00	663.00	677.00	
	100-399	615.00	625.00	638.00	646.00	652.00	658.00	672.00	
	400+	612.50	622.50	635.50	643.50	649.50	655.50	669.50	
8650-C-ET Swivel/Tilt Pedestal Caster Chair		Specification							Other
	Quantity	COM/ Gr.4	Gr.5	Gr.6	Gr.7	Gr.8	Gr.9	Gr.10	24-1/4"w x 24-1/4"d x 35-3/4" COM: 1.00 yds. Actual Weight: 21.7 lbs. Shipping Weight: 32 lbs. Freight Class: 250 1 per carton, 17 cu.ft. Recycled Content: 1.42% Gas lift travel: 4-1/4" Overall back ht: 31-1/2"-35-3/4" Black Twin Wheel Casters standard. Polished aluminum standard.
	1-23	655.00	665.00	678.00	686.00	692.00	698.00	712.00	
	24-99	645.00	655.00	668.00	676.00	682.00	688.00	702.00	
	100-399	640.00	650.00	663.00	671.00	677.00	683.00	697.00	
	400+	637.50	647.50	660.50	668.50	674.50	680.50	694.50	
8617-ET Tapered Leg Chair		Specification							Other
	Quantity	COM/ Gr.4	Gr.5	Gr.6	Gr.7	Gr.8	Gr.9	Gr.10	21-3/4"w x 21"d x 34-1/2"h COM: 1.00 yds. Actual Weight: 17.5 lbs. Shipping Weight: 34 lbs. Freight Class: 250 1 per carton, 11.33 cu.ft. Recycled Content: 17.60% Non-marring clear butyrate glides.
	1-23	515.00	525.00	538.00	546.00	552.00	558.00	572.00	
	24-99	505.00	515.00	528.00	536.00	542.00	548.00	562.00	
	100-399	500.00	510.00	523.00	531.00	537.00	543.00	557.00	
	400+	497.50	507.50	520.50	528.50	534.50	540.50	554.50	
8617-30-ETL Low Back Tapered Leg Barstool		Specification							Other
	Quantity	COM/ Gr.4	Gr.5	Gr.6	Gr.7	Gr.8	Gr.9	Gr.10	21"w x 20"d x 37-3/4"h COM: 1.00 yds. Actual Weight: 19.5 lbs. Shipping Weight: 34.5 lbs. Freight Class: 250 1 per carton, 11.33 cu.ft. Recycled Content: 23.87% Non-marring clear butyrate glides. Footrest: Specify Gold (GAF), Silver (SSF), or black (BAF).
	1-9	565.00	575.00	588.00	596.00	602.00	608.00	622.00	
	10-49	555.00	565.00	578.00	586.00	592.00	598.00	612.00	
	50-99	550.00	560.00	573.00	581.00	587.00	593.00	607.00	
	100+	547.50	557.50	570.50	578.50	584.50	590.50	604.50	

Standard Features

Standard Powdercoat Colors:
Standard powdercoat finishes, except on 8650-C-E-CHI and ET.



Options

Optional Plated Finishes: (50 piece minimum)

8617-ET:

Chrome, specify C1: add \$60.00.
Satin Nickel Chrome: specify SNC, add \$70.00.

8617-30-ETL:

Chrome, specify C1: add \$118.75.
Satin Nickel Chrome: specify SNC, add \$128.75.

Less than minimum:

1-23, add: \$15.00.
24-49, add: \$7.50.

7523: For optional chrome column with polished aluminum base, specify CPA, add: \$40.25. (Extended lead time, contact MTS)

8650-C: For optional powdercoat with black column, specify PCB and BPC. For optional powdercoat with chrome column, specify PCB only.

Textile Options:

- For pricing on grades 11-24, refer to the Upholstery Grading Chart on page 18.
- For textile selections, grades 4-10, refer to the Finish/Color Selector.
- COM (Customer's Own Material), refer to page 15.





To Order:

All orders must specify:

- Ship To address.
- Any critical opening dates.
- Model number.
- Frame finish by number and color name.
- Upholstery selection by pattern name, color number and name.
- Stain color and number.



Lehto Tapered Back

8617-30-ETM Mid back / Tapered Leg Barstool		Specification							Other
	Quantity	COM/ Gr.4	Gr.5	Gr.6	Gr.7	Gr.8	Gr.9	Gr.10	21"w x 20"d x 41-3/4"h COM: 1.00 yds. Actual Weight: 21.5 lbs. Shipping Weight: 35 lbs. Freight Class: 250 1 per carton, 11.33 cu.ft. Recycled Content: 21.65% Non-marring clear butyrate glides. Footrest: Specify Gold (GAF), Silver (SSF), or black (BAF).
	1-9	575.00	585.00	598.00	606.00	612.00	618.00	632.00	
	10-49	565.00	575.00	588.00	596.00	602.00	608.00	622.00	
	50-99	560.00	570.00	583.00	591.00	597.00	603.00	617.00	
	100+	557.50	567.50	580.50	588.50	594.50	600.50	614.50	
8622-ET Bent Leg Chair		Specification							Other
	Quantity	COM/ Gr.4	Gr.5	Gr.6	Gr.7	Gr.8	Gr.9	Gr.10	19-1/2"w x 22"d x 34-1/4"h COM: 1.00 yds. Actual Weight: 13.8 lbs. Shipping Weight: 23 lbs. Freight Class: 250 2 per carton, 11.40 cu.ft. Recycled Content: 11.67% Premium Metal Base Glides.
	1-23	505.00	515.00	528.00	536.00	542.00	548.00	562.00	
	24-99	495.00	505.00	518.00	526.00	532.00	538.00	552.00	
	100-399	490.00	500.00	513.00	521.00	527.00	533.00	547.00	
	400+	487.50	497.50	510.50	518.50	524.50	530.50	544.50	
8622-30-ETL Low Back / Bent Leg Barstool		Specification							Other
	Quantity	COM/ Gr.4	Gr.5	Gr.6	Gr.7	Gr.8	Gr.9	Gr.10	20-1/4"w x 22-1/4"d x 36"h COM: 1.00 yds. Actual Weight: 16 lbs. Shipping Weight: 35.5 lbs. Freight Class: 250 1 per carton, 11.33 cu.ft. Recycled Content: 4.11% Premium Metal Base Glides.
	1-9	555.00	565.00	578.00	586.00	592.00	598.00	612.00	
	10-49	545.00	555.00	568.00	576.00	582.00	588.00	602.00	
	50-99	540.00	550.00	563.00	571.00	577.00	583.00	597.00	
	100+	537.50	547.50	560.50	568.50	574.50	580.50	594.50	
8622-30-ETM Mid Back / Bent Leg Barstool		Specification							Other
	Quantity	COM/ Gr.4	Gr.5	Gr.6	Gr.7	Gr.8	Gr.9	Gr.10	20-1/4"w x 22-1/4"d x 40"h COM: 1.00 yds. Actual Weight: 16.5 lbs. Shipping Weight: 36 lbs. Freight Class: 250 1 per carton, 11.33 cu.ft. Recycled Content: 19.94% Premium Metal Base Glides.
	1-9	565.00	575.00	588.00	596.00	602.00	608.00	622.00	
	10-49	555.00	565.00	578.00	586.00	592.00	598.00	612.00	
	50-99	550.00	560.00	573.00	581.00	587.00	593.00	607.00	
	100+	547.50	557.50	570.50	578.50	584.50	590.50	604.50	

Standard Features

Standard Powdercoat Colors:
Standard powdercoat finishes



Options

Optional Plated Finishes: (50 piece minimum)

8617-30-ETM:

Chrome, specify C1: add \$118.75.

Satin Nickel Chrome: specify SNC, add \$128.75

8622-ET:

Chrome, specify C1: add \$35.00.

Satin Nickel Chrome: specify SNC, add \$45.00.

8622-30-ETL & ETM:

Chrome, specify C1: add \$112.30.

Satin Nickel Chrome: specify SNC, add \$122.30.

Less than minimum:

1-23, add: \$15.00.

24-49, add: \$7.50.

Textile Options:

- For pricing on grades 11-24, refer to the Upholstery Grading Chart on page 18.
- For textile selections, grades 4-10, refer to the Finish/Color Selector.
- COM (Customer's Own Material), refer to page 15.


To Order:


All orders must specify:


1. Ship To address.
2. Any critical opening dates.
3. Model number.
4. Frame finish by number and color name.
5. Upholstery selection by pattern name, color number and name.
6. Stain color and number.




Lehto Tapered Back

8718-30-ETL Low Back / Round Pedestal Base, Swivel Barstool									Specification	Other
	Quantity	COM/ Gr.4	Gr.5	Gr.6	Gr.7	Gr.8	Gr.9	Gr.10	18-1/4"w x 19-3/4"d x 37"h COM: 1.00 yds. Actual Weight: 45 lbs. Shipping Weight: 57.5 lbs. Freight Class: 150 1 per carton, 20.35 cu.ft. Recycled Content: 5.94%	
	1-9	970.00	980.00	993.00	1001.00	1007.00	1013.00	1027.00		
	10-49	960.00	970.00	983.00	991.00	997.00	1003.00	1017.00		
	50-99	955.00	965.00	978.00	986.00	992.00	998.00	1012.00		
	100+	952.50	962.50	975.50	983.50	989.50	995.50	1009.50		

8718-30-ETM Mid Back / Round Pedestal Base, Swivel Barstool									Specification	Other
	Quantity	COM/ Gr.4	Gr.5	Gr.6	Gr.7	Gr.8	Gr.9	Gr.10	18-1/4"w x 20"d x 41"h COM: 1.00 yds. Actual Weight: 45.5 lbs. Shipping Weight: 58 lbs. Freight Class: 150 1 per carton, 20.35 cu.ft. Recycled Content: 5.88%	
	1-9	980.00	990.00	1003.00	1011.00	1017.00	1023.00	1037.00		
	10-49	970.00	980.00	993.00	1001.00	1007.00	1013.00	1027.00		
	50-99	965.00	975.00	988.00	996.00	1002.00	1008.00	1022.00		
	100+	962.50	972.50	985.50	993.50	999.50	1005.50	1019.50		

8818-30-ETL Low Back / Square Pedestal Base, Swivel Barstool									Specification	Other
	Quantity	COM/ Gr.4	Gr.5	Gr.6	Gr.7	Gr.8	Gr.9	Gr.10	18-1/4"w x 19-3/4"d x 37"h COM: 1.00 yds. Actual Weight: 50 lbs. Shipping Weight: 61.5 lbs. Freight Class: 150 1 per carton, 20.35 cu.ft. Recycled Content: 6.41%	
	1-9	970.00	980.00	993.00	1001.00	1007.00	1013.00	1027.00		
	10-49	960.00	970.00	983.00	991.00	997.00	1003.00	1017.00		
	50-99	955.00	965.00	978.00	986.00	992.00	998.00	1012.00		
	100+	952.50	962.50	975.50	983.50	989.50	995.50	1009.50		

8818-30-ETM Mid Back / Square Pedestal Base, Swivel Barstool									Specification	Other
	Quantity	COM/ Gr.4	Gr.5	Gr.6	Gr.7	Gr.8	Gr.9	Gr.10	18-1/4"w x 20"d x 41"h COM: 1.00 yds. Actual Weight: 50.5 lbs. Shipping Weight: 62 lbs. Freight Class: 150 1 per carton, 20.35 cu.ft. Recycled Content: 6.35%	
	1-9	980.00	990.00	1003.00	1011.00	1017.00	1023.00	1037.00		
	10-49	970.00	980.00	993.00	1001.00	1007.00	1013.00	1027.00		
	50-99	965.00	975.00	988.00	996.00	1002.00	1008.00	1022.00		
	100+	962.50	972.50	985.50	993.50	999.50	1005.50	1019.50		

Standard Features

Standard Powdercoat Colors:
Standard powdercoat finishes

Black adjustable glides.



Options

Optional Plated Finishes: (50 piece minimum)

All models above:

Chrome, specify C1: add \$294.00.

Satin Nickel Chrome: specify SNC, add \$207.55.

Less than minimum:

1-23, add: \$15.00.

24-49, add: \$7.50.

Textile Options:

- For pricing on grades 11-24, refer to the Upholstery Grading Chart on page 18.
- For textile selections, grades 4-10, refer to the Finish/Color Selector.
- COM (Customer's Own Material), refer to page 15.





To Order:

All orders must specify:

- Ship To address.
- Any critical opening dates.
- Model number.
- Frame finish by number and color name.
- Upholstery selection by pattern name, color number and name.
- Stain color and number.



Lehto Tapered Back

WL05-ET Tapered Round Wood Leg Chair		Specification							Other
	Quantity	COM/ Gr.4	Gr.5	Gr.6	Gr.7	Gr.8	Gr.9	Gr.10	19"w x 22-1/4"d x 34-1/4"h COM: 1.00 yds. Actual Weight: 17 lbs. Shipping Weight: 27 lbs. Freight Class: 250 2 per carton, 12.25 cu.ft. Recycled Content: 9.26%
	1-23	860.00	870.00	883.00	891.00	897.00	903.00	917.00	
	24-99	850.00	860.00	873.00	881.00	887.00	893.00	907.00	
	100-399	845.00	855.00	868.00	876.00	882.00	888.00	902.00	
	400+	842.50	852.50	865.50	873.50	879.50	885.50	899.50	
WL60-ET Wood Leg Swivel Chair		Specification							Other
	Quantity	COM/ Gr.4	Gr.5	Gr.6	Gr.7	Gr.8	Gr.9	Gr.10	24-1/4"w x 24-1/4"d x 31-1/2"h COM: 1.00 yds. Actual Weight: 19.1 lbs. Shipping Weight: 29.1 lbs. Freight Class: 250 1 per carton, 17 cu.ft. Recycled Content: 9.35%
	1-23	1110.00	1120.00	1133.00	1141.00	1147.00	1153.00	1167.00	
	24-99	1100.00	1110.00	1123.00	1131.00	1137.00	1143.00	1157.00	
	100-399	1095.00	1105.00	1118.00	1126.00	1132.00	1138.00	1152.00	
	400+	1092.50	1102.50	1115.50	1123.50	1129.50	1135.50	1149.50	
WLBS230-ETL Low Back / Tapered Round Wood Leg Barstool		Specification							Other
	Quantity	COM/ Gr.4	Gr.5	Gr.6	Gr.7	Gr.8	Gr.9	Gr.10	22"w x 21-3/4"d x 36"h COM: 1.00 yds. Actual Weight: 19.5 lbs. Shipping Weight: 28.5 lbs. Freight Class: 250 1 per carton, 11.41 cu.ft. Recycled Content: 11.31%
	1-9	970.00	980.00	993.00	1001.00	1007.00	1013.00	1027.00	
	10-49	960.00	970.00	983.00	991.00	997.00	1003.00	1017.00	
	50-99	955.00	965.00	978.00	986.00	992.00	998.00	1012.00	
	100+	952.50	962.50	975.50	983.50	989.50	995.50	1009.50	
WLBS230-ETM Mid Back / Tapered Round Wood Leg Barstool		Specification							Other
	Quantity	COM/ Gr.4	Gr.5	Gr.6	Gr.7	Gr.8	Gr.9	Gr.10	22"w x 21-3/4"d x 40"h COM: 1.00 yds. Actual Weight: 20 lbs. Shipping Weight: 29 lbs. Freight Class: 250 1 per carton, 11.41 cu.ft. Recycled Content: 11.03%
	1-9	980.00	990.00	1003.00	1011.00	1017.00	1023.00	1037.00	
	10-49	970.00	980.00	993.00	1001.00	1007.00	1013.00	1027.00	
	50-99	965.00	975.00	988.00	996.00	1002.00	1008.00	1022.00	
	100+	962.50	972.50	985.50	993.50	999.50	1005.50	1019.50	

Standard Features

Standard Powdercoat Colors:

Standard powdercoat finishes

Standard veneer shell and/or wood legs in maple. Refer to Finish/Color Selector for stain finishes and page 17 for premier stain upcharge.

Premium Metal Base Glides.



Options

Optional Plated Finishes:

(50 piece minimum)

WL05-ET:

Chrome, specify C1: add \$32.25.
Satin Nickel Chrome: specify SNC, add \$42.25.

WLBS230-ETL:

Chrome, specify C1: add \$61.60.
Satin Nickel Chrome: specify SNC, add \$71.60.

WLBS230-ETM:

Chrome, specify C1: add \$61.60.
Satin Nickel Chrome: specify SNC, add \$71.60.

Less than minimum:

1-23, add: \$15.00.
24-49, add: \$7.50.

Textile Options:

- For pricing on grades 11-24, refer to the Upholstery Grading Chart on page 18.
- For textile selections, grades 4-10, refer to the Finish/Color Selector.
- COM (Customer's Own Material), refer to page 15.

To Order:





All orders must specify:

- Ship To address.
- Any critical opening dates.
- Model number.
- Frame finish by number and color name.
- Upholstery selection by pattern name, color number and name.
- Stain color and number.



Lehto Tapered Back with Stitching

Products on this page are covered by the following Patents and/or Patents pending: #D822,418 S

7523-C-ETS Pedestal Chair									Specification	Other
	Quantity	COM/ Gr.4	Gr.5	Gr.6	Gr.7	Gr.8	Gr.9	Gr.10	21-1/2"w x 21-1/2"d x 34-1/2"h COM: 1.00 yds. Actual Weight: 16.75 lbs. Shipping Weight: 34 lbs. Freight Class: 250 1 per carton, 17 cu.ft. Recycled Content: 8.15%	Black twin wheel casters standard. Without casters: remove (-C) from model number.
	1-23	640.00	650.00	663.00	671.00	677.00	683.00	697.00		
	24-99	630.00	640.00	653.00	661.00	667.00	673.00	687.00		
	100-399	625.00	635.00	648.00	656.00	662.00	668.00	682.00		
	400+	622.50	632.50	645.50	653.50	659.50	665.50	679.50		
8650-C-ETS Swivel/Tilt Pedestal Caster Chair									Specification	Other
	Quantity	COM/ Gr.4	Gr.5	Gr.6	Gr.7	Gr.8	Gr.9	Gr.10	24-1/4"w x 24-1/4"d x 35-3/4 COM: 1.00 yds. Actual Weight: 21.7 lbs. Shipping Weight: 32 lbs. Freight Class: 250 1 per carton, 17 cu.ft. Recycled Content: 1.42%	Gas lift travel: 4-1/4" Overall back ht: 31-1/2"-35-3/4" Black Twin Wheel Casters standard. Polished aluminum standard.
	1-23	665.00	675.00	688.00	696.00	702.00	708.00	722.00		
	24-99	655.00	665.00	678.00	686.00	692.00	698.00	712.00		
	100-399	650.00	660.00	673.00	681.00	687.00	693.00	707.00		
	400+	647.50	657.50	670.50	678.50	684.50	690.50	704.50		
8617-ETS Tapered Leg Chair									Specification	Other
	Quantity	COM/ Gr.4	Gr.5	Gr.6	Gr.7	Gr.8	Gr.9	Gr.10	21-3/4"w x 21"d x 34-1/2"h COM: 1.00 yds. Actual Weight: 17.5 lbs. Shipping Weight: 34 lbs. Freight Class: 250 1 per carton, 11.33 cu.ft. Recycled Content: 17.60%	Non-marring clear butyrate glides.
	1-23	525.00	535.00	548.00	556.00	562.00	568.00	582.00		
	24-99	515.00	525.00	538.00	546.00	552.00	558.00	572.00		
	100-399	510.00	520.00	533.00	541.00	547.00	553.00	567.00		
	400+	507.50	517.50	530.50	538.50	544.50	550.50	564.50		
8617-30-ETLS Low Back Tapered Leg Barstool									Specification	Other
	Quantity	COM/ Gr.4	Gr.5	Gr.6	Gr.7	Gr.8	Gr.9	Gr.10	21"w x 20"d x 37-3/4"h COM: 1.00 yds. Actual Weight: 19.5 lbs. Shipping Weight: 34.5 lbs. Freight Class: 250 1 per carton, 11.33 cu.ft. Recycled Content: 23.87%	Non-marring clear butyrate glides. Footrest: Specify Gold (GAF), Silver (SSF), or black (BAF).
	1-9	575.00	585.00	598.00	606.00	612.00	618.00	632.00		
	10-49	565.00	575.00	588.00	596.00	602.00	608.00	622.00		
	50-99	560.00	570.00	583.00	591.00	597.00	603.00	617.00		
	100+	557.50	567.50	580.50	588.50	594.50	600.50	614.50		

Standard Features

Standard Powdercoat Colors:
Standard powdercoat finishes.

Includes stitching that complements upholstery.



Options

Optional Plated Finishes: (50 piece minimum)

8617-ETS:

Chrome, specify C1: add \$60.00.

Satin Nickel Chrome: specify SNC, add \$70.00.

8617-30-ETS:

Chrome, specify C1: add \$118.75.

Satin Nickel Chrome: specify SNC, add \$128.75.

Less than minimum:


1-23, add: \$15.00.

24-49, add: \$7.50.

7523: For optional chrome column with polished aluminum base, specify CPA, add: \$40.25. (Extended lead time, contact MTS)

8650-C: For optional powdercoat with black column, specify PCB and BPC. For optional powdercoat with chrome column, specify PCB only.

Contrasting stitching: Contact MTS for available colors. Specify (FST). Add \$10.00.



Textile Options:

- For pricing on grades 11-24, refer to the Upholstery Grading Chart on page 18.
- For textile selections, grades 4-10, refer to the Finish/Color Selector.
- COM (Customer's Own Material), refer to page 15.


To Order:


All orders must specify:


- Ship To address.
- Any critical opening dates.
- Model number.
- Frame finish by number and color name.
- Upholstery selection by pattern name, color number and name.
- Stain color and number.




Lehto Tapered Back with Stitching

8617-30-ETMS Mid Back / Tapered Leg Barstool									Specification	Other
	Quantity	COM/ Gr.4	Gr.5	Gr.6	Gr.7	Gr.8	Gr.9	Gr.10	21"w x 20"d x 41-3/4"h COM: 1.00 yds. Actual Weight: 21.5 lbs. Shipping Weight: 35 lbs. Freight Class: 250 1 per carton, 11.33 cu.ft. Recycled Content: 21.65%	Non-marring clear butyrate glides. Footrest: Specify Gold (GAF), Silver (SSF), or black (BAF).
	1-9	585.00	595.00	608.00	616.00	622.00	628.00	642.00		
	10-49	575.00	585.00	598.00	606.00	612.00	618.00	632.00		
	50-99	570.00	580.00	593.00	601.00	607.00	613.00	627.00		
	100+	567.50	577.50	590.50	598.50	604.50	610.50	624.50		

8622-ETS Bent Leg Chair									Specification	Other
	Quantity	COM/ Gr.4	Gr.5	Gr.6	Gr.7	Gr.8	Gr.9	Gr.10	19-1/2"w x 22"d x 34-1/4"h COM: 1.00 yds. Actual Weight: 13.8 lbs. Shipping Weight: 23 lbs. Freight Class: 250 2 per carton, 11.40 cu.ft. Recycled Content: 11.67%	Premium Metal Base Glides.
	1-23	515.00	525.00	538.00	546.00	552.00	558.00	572.00		
	24-99	505.00	515.00	528.00	536.00	542.00	548.00	562.00		
	100-399	500.00	510.00	523.00	531.00	537.00	543.00	557.00		
	400+	497.50	507.50	520.50	528.50	534.50	540.50	554.50		

8622-30-ETLS Low Back / Tapered Leg Barstool									Specification	Other
	Quantity	COM/ Gr.4	Gr.5	Gr.6	Gr.7	Gr.8	Gr.9	Gr.10	20-1/4"w x 22-1/4"d x 36"h COM: 1.00 yds Actual Weight: 15.5 lbs. Shipping Weight: 25.5 lbs. Freight Class: 250 1 per carton, 11.33 cu.ft. Recycled Content: 4.11%	Premium Metal Base Glides.
	1-9	565.00	575.00	588.00	596.00	602.00	608.00	622.00		
	10-49	555.00	565.00	578.00	586.00	592.00	598.00	612.00		
	50-99	550.00	560.00	573.00	581.00	587.00	593.00	607.00		
	100+	547.50	557.50	570.50	578.50	584.50	590.50	604.50		

8622-30-ETMS Mid Back / Bent Leg Barstool									Specification	Other
	Quantity	COM/ Gr.4	Gr.5	Gr.6	Gr.7	Gr.8	Gr.9	Gr.10	20-1/4"w x 22-1/4"d x 40"h COM: 1.00 yds. Actual Weight: 16 lbs. Shipping Weight: 26 lbs. Freight Class: 250 1 per carton, 11.33 cu.ft. Recycled Content: 4.11%	Premium Metal Base Glides.
	1-9	575.00	585.00	598.00	606.00	612.00	618.00	632.00		
	10-49	565.00	575.00	588.00	596.00	602.00	608.00	622.00		
	50-99	560.00	570.00	583.00	591.00	597.00	603.00	617.00		
	100+	557.50	567.50	580.50	588.50	594.50	600.50	614.50		

Standard Features

Standard Powdercoat Colors:
Standard powdercoat finishes.

Includes stitching that complements upholstery.



Options

Optional Plated Finishes: (50 piece minimum)

8617-30-ETMS:

Chrome, specify C1: add \$118.75.

Satin Nickel Chrome: specify SNC, add \$128.75

8622-ETS:

Chrome, specify C1: add \$35.00.

Satin Nickel Chrome: specify SNC, add \$45.00.

8622-30-ETLS & ETMS:

Chrome, specify C1: add \$112.30.


Satin Nickel Chrome: specify SNC, add \$122.30.

Less than minimum:

1-23, add: \$15.00.

24-49, add: \$7.50.

Contrasting stitching: Contact MTS for available colors. Specify (FTS). Add \$10.00.



Textile Options:

- For pricing on grades 11-24, refer to the Upholstery Grading Chart on page 18.
- For textile selections, grades 4-10, refer to the Finish/Color Selector.
- COM (Customer's Own Material), refer to page 15.





To Order:

All orders must specify:

1. Ship To address.
2. Any critical opening dates.
3. Model number.
4. Frame finish by number and color name.
5. Upholstery selection by pattern name, color number and name.
6. Stain color and number.



Lehto Tapered Back with Stitching

WL05-ETS Tapered Round Wood Leg Chair								Specification	Other
	Quantity	COM/ Gr.4	Gr.5	Gr.6	Gr.7	Gr.8	Gr.9	Gr.10	19"w x 22-1/4"d x 34-1/4"h COM: 1.00 yds. Actual Weight: 17 lbs. Shipping Weight: 27 lbs. Freight Class: 250 2 per carton, 12.25 cu.ft. Recycled Content: 9.26%
	1-23	870.00	880.00	893.00	901.00	907.00	913.00	927.00	
	24-99	860.00	870.00	883.00	891.00	897.00	903.00	917.00	
	100-399	855.00	865.00	878.00	886.00	892.00	898.00	912.00	
	400+	852.50	862.50	875.50	883.50	889.50	895.50	909.50	
WL60-ETS Wood Leg Swivel Chair								Specification	Other
	Quantity	COM/ Gr.4	Gr.5	Gr.6	Gr.7	Gr.8	Gr.9	Gr.10	24-1/4"w x 24-1/4"d x 31-1/1"h COM: 1.00 yds. Actual Weight: 19.1 lbs. Shipping Weight: 29.1 lbs. Freight Class: 250 1 per carton, 17 cu.ft. Recycled Content: 9.35%
	1-23	1120.00	1130.00	1143.00	1151.00	1157.00	1163.00	1177.00	
	24-99	1110.00	1120.00	1133.00	1141.00	1147.00	1153.00	1167.00	
	100-399	1105.00	1115.00	1128.00	1136.00	1142.00	1148.00	1162.00	
	400+	1102.50	1112.50	1125.50	1133.50	1139.50	1145.50	1159.50	
WLBS230-ETLS Low Back / Tapered Round Wood Leg Barstool								Specification	Other
	Quantity	COM/ Gr.4	Gr.5	Gr.6	Gr.7	Gr.8	Gr.9	Gr.10	22"w x 21-3/4"d x 36"h COM: 1.00 yds. Actual Weight: 19.5 lbs. Shipping Weight: 28.5 lbs. Freight Class: 250 1 per carton, 11.41 cu.ft. Recycled Content: 11.31%
	1-9	980.00	990.00	1003.00	1011.00	1017.00	1023.00	1037.00	
	10-49	970.00	980.00	993.00	1001.00	1007.00	1013.00	1027.00	
	50-99	965.00	975.00	988.00	996.00	1002.00	1008.00	1022.00	
	100+	962.50	972.50	985.50	993.50	999.50	1005.50	1019.50	
WLBS230-ETMS Medium Back / Tapered Round Wood Leg Barstool								Specification	Other
	Quantity	COM/ Gr.4	Gr.5	Gr.6	Gr.7	Gr.8	Gr.9	Gr.10	22"w x 21-3/4"d x 40"h COM: 1.00 yds. Actual Weight: 20 lbs. Shipping Weight: 29 lbs. Freight Class: 250 1 per carton, 11.41 cu.ft. Recycled Content: 11.03%
	1-9	990.00	1000.00	1013.00	1021.00	1027.00	1033.00	1047.00	
	10-49	980.00	990.00	1003.00	1011.00	1017.00	1023.00	1037.00	
	50-99	975.00	985.00	998.00	1006.00	1012.00	1018.00	1032.00	
	100+	972.50	982.50	995.50	1003.50	1009.50	1015.50	1029.50	

Standard Features

Standard Powdercoat Colors:
Standard powdercoat finishes, except on 8650-C-E-CHI and 8900-E-CHI.

Standard veneer shell and/or wood legs in maple. Refer to Finish/Color Selector for stain finishes and page 17 for premier stain upcharge.

Includes stitching that complements upholstery.

Premium Metal Base Glides.



Options

Optional Plated Finishes: (50 piece minimum)

WL05-ETS:

Chrome, specify C1: add \$32.25.

Satin Nickel Chrome: specify SNC, add \$42.25.

WLBS230-ETLS:

Chrome, specify C1: add \$61.60.

Satin Nickel Chrome: specify SNC, add \$71.60.

WLBS230-ETMS:

Chrome, specify C1: add \$61.60.


Satin Nickel Chrome: specify SNC, add \$71.60.

Less than minimum:

1-23, add: \$15.00.

24-49, add: \$7.50.

Contrasting stitching: Contact MTS for available colors. Specify (FTS). Add \$10.00.



Textile Options:

- For pricing on grades 11-24, refer to the Upholstery Grading Chart on page 18.
- For textile selections, grades 4-10, refer to the Finish/Color Selector.
- COM (Customer's Own Material), refer to page 15.


To Order:


All orders must specify:


1. Ship To address.
2. Any critical opening dates.
3. Model number.
4. Frame finish by number and color name.
5. Upholstery selection by pattern name, color number and name.
6. Stain color and number.



Moderne

8650-C-SQ-U Fully Padded Seat & Back Swivel/Tilt Pedestal Caster Chair									Specification	Other
	Quantity	COM/ Gr.4	Gr.5	Gr.6	Gr.7	Gr.8	Gr.9	Gr.10	24-1/2" w x 23-1/2" d x 34-1/4" h COM: .55 yds. Actual Weight: 23 lbs. Shipping Weight: 27 lbs. Freight Class: 250 1 per carton, 12.48 cu.ft. Recycled Content: 9.89%	Gas lift travel 4-1/4" Overall back ht: 30" - 34-1/4" Black Twin Wheel Casters standard. Standard Veneer in Beech. Refer to Finish/Color Selector for stain colors and page 17 for Premier upcharge. Polished aluminum standard.
	1-23	655.00	660.50	667.65	672.05	675.35	678.65	686.35		
	24-99	645.00	650.50	657.65	662.05	665.35	668.65	676.35		
	100-399	640.00	645.50	652.65	657.05	660.35	663.65	671.35		
	400+	637.50	643.00	650.15	654.55	657.85	661.15	668.85		

8650-C-SQ-SBP Divided Padded Seat /Back Swivel/Tilt Pedestal Caster Chair									Specification	Other
	Quantity	COM/ Gr.4	Gr.5	Gr.6	Gr.7	Gr.8	Gr.9	Gr.10	24-1/2" w x 23-1/2" d x 34-1/4" h COM: .40 yds. Actual Weight: 24.5 lbs. Shipping Weight: 28.5 lbs. Freight Class: 250 1 per carton, 12.48 cu.ft. Recycled Content: 9.29%	Gas lift travel 4-1/4" Overall back ht: 30" - 34-1/4" Black Twin Wheel Casters standard. Standard Veneer in Beech. Refer to Finish/Color Selector for stain colors and page 17 for Premier upcharge. Polished aluminum standard.
	1-23	630.00	634.00	639.20	642.40	644.80	647.20	652.80		
	24-99	620.00	624.00	629.20	632.40	634.80	637.20	642.80		
	100-399	615.00	619.00	624.20	627.40	629.80	632.20	637.80		
	400+	612.50	616.50	621.70	624.90	627.30	629.70	635.30		

8650-C-SQ-SP Padded Seat Swivel/Tilt Pedestal Caster Chair									Specification	Other
	Quantity	COM/ Gr.4	Gr.5	Gr.6	Gr.7	Gr.8	Gr.9	Gr.10	24-1/2" w x 23-1/2" d x 34-1/4" h COM: .25 yds. Actual Weight: 24 lbs. Shipping Weight: 28 lbs. Freight Class: 250 1 per carton, 12.48 cu.ft. Recycled Content: 9.48%	Gas lift travel 4-1/4" Overall back ht: 30" - 34-1/4" Black Twin Wheel Casters standard. Standard Veneer in Beech. Refer to Finish/Color Selector for stain colors and page 17 for Premier upcharge. Polished aluminum standard..
	1-23	605.00	607.50	610.75	612.75	614.25	615.75	619.25		
	24-99	595.00	597.50	600.75	602.75	604.25	605.75	609.25		
	100-399	590.00	592.50	595.75	597.75	599.25	600.75	604.25		
	400+	587.50	590.00	593.25	595.25	596.75	598.25	601.75		

Standard Features

Options

8650-C: For optional powdercoat with black column, specify PCB and BPC. For optional powdercoat with chrome column, specify PCB only.

Textile Options:

- For pricing on grades 11-24, refer to the Upholstery Grading Chart on page 18.
- For textile selections, grades 4-10, refer to the Finish/Color Selector.
- COM (Customer's Own Material), refer to page 15.

To Order:


All orders must specify:


1. Ship To address.
2. Any critical opening dates.
3. Model number.
4. Frame finish by number and color name.
5. Upholstery selection by pattern name, color number and name.
6. Stain color and number.






Moderne

8900-SQ-U Fully Padded Seat/Back Spider Pedestal Base Swivel Chair								Specification	Other	
	Quantity	COM/ Gr.4	Gr.5	Gr.6	Gr.7	Gr.8	Gr.9	Gr.10	19"w x 22"d x 32"h COM: .55 yds. Actual Weight: 15.2 lbs. Shipping Weight: 22 lbs. Freight Class: 250 1 per carton, 11.41 cu.ft. Recycled Content: 5.76%	White polypropylene glides. Polished aluminum finish onl . Standard veneer in beech. Refer to Finish/Color Selector for stain colors and page 17 for Premier stain upcharge.
	1-23	725.00	730.50	737.65	742.05	745.35	748.65	756.35		
	24-99	715.00	720.50	727.65	732.05	735.35	738.65	746.35		
	100-399	710.00	715.50	722.65	727.05	730.35	733.65	741.35		
	400+	707.50	713.00	720.15	724.55	727.85	731.15	738.85		

8900-SQ-SBP Divided Padded Seat & Back Spider Pedestal Base Swivel Chair								Specification	Other	
	Quantity	COM/ Gr.4	Gr.5	Gr.6	Gr.7	Gr.8	Gr.9	Gr.10	19"w x 22"d x 32"h COM: .40 yds. Actual Weight: 16.75 lbs. Shipping Weight: 23.5 lbs. Freight Class: 250 1 per carton, 11.41 cu.ft. Recycled Content: 5.22%	White polypropylene glides. Polished aluminum finish onl . Standard veneer in beech. Refer to Finish/Color Selector for stain colors and page 17 for Premier stain upcharge.
	1-23	700.00	704.00	709.20	712.40	714.80	717.20	722.80		
	24-99	690.00	694.00	699.20	702.40	704.80	707.20	712.80		
	100-399	685.00	689.00	694.20	697.40	699.80	702.20	707.80		
	400+	682.50	686.50	691.70	694.90	697.30	699.70	705.30		

8900-SQ-SP Padded Seat Spider Pedestal Base Swivel Chair								Specification	Other	
	Quantity	COM/ Gr.4	Gr.5	Gr.6	Gr.7	Gr.8	Gr.9	Gr.10	19"w x 22"d x 32"h COM: .25 yds. Actual Weight: 16.2 lbs. Shipping Weight: 23 lbs. Freight Class: 250 1 per carton, 11.41 cu.ft. Recycled Content: 5.4%	White polypropylene glides. Polished aluminum finish onl . Standard veneer in beech. Refer to Finish/Color Selector for stain colors and page 17 for Premier stain upcharge.
	1-23	670.00	672.50	675.75	677.75	679.25	680.75	684.25		
	24-99	660.00	662.50	665.75	667.75	669.25	670.75	674.25		
	100-399	655.00	657.50	660.75	662.75	664.25	665.75	669.25		
	400+	652.50	655.00	658.25	660.25	661.75	663.25	666.75		

Standard Features

Polished finish only.

Options

Black Caster Option:



For 8900 only. Add
"-C" to model number,
add: \$68.75

Other

Textile Options:

- For pricing on grades 11-24, refer to the Upholstery Grading Chart on page 18.
- For textile selections, grades 4-10, refer to the Finish/Color Selector.
- COM (Customer's Own Material), refer to page 15.

To Order:


All orders must specify:


1. Ship To address.
2. Any critical opening dates.
3. Model number.
4. Frame finish by number and color name.
5. Upholstery selection by pattern name, color number and name.
6. Stain color and number.





Moderne

8720-30-SQLSP Low Back Padded Seat Rd. Pedestal Base Swivel Barstool									Specification	Other
	Quantity	COM/ Gr.4	Gr.5	Gr.6	Gr.7	Gr.8	Gr.9	Gr.10	20"w x 20"d x 33-3/4"h COM: .25 yds. Actual Weight: 49 lbs. Shipping Weight: 79.5 lbs. Freight Class: 175 1 per carton, 23 cu.ft. Recycled Content: 30.05%	Standard veneer in beech. Refer to Finish/Color Selector for stain colors and page 17 for Premier stain upcharge.
	1-9	915.00	917.50	920.75	922.75	924.25	925.75	929.25		
	10-49	905.00	907.50	910.75	912.75	914.25	915.75	919.25		
	50-99	900.00	902.50	905.75	907.75	909.25	910.75	914.25		
	100+	897.50	900.00	903.25	905.25	906.75	908.25	911.75		

8818-30-SQLSP Low Back Padded Seat Sq. Pedestal Base Swivel Barstool									Specification	Other
	Quantity	COM/ Gr.4	Gr.5	Gr.6	Gr.7	Gr.8	Gr.9	Gr.10	18"w x 20"d x 33-3/4"h COM: .25 yds. Actual Weight: 48 lbs. Shipping Weight: 72 lbs. Freight Class: 175 1 per carton, 23 cu.ft. Recycled Content: 39.11%	Standard veneer in beech. Refer to Finish/Color Selector for stain colors and page 17 for Premier stain upcharge.
	1-9	915.00	917.50	920.75	922.75	924.25	925.75	929.25		
	10-49	905.00	907.50	910.75	912.75	914.25	915.75	919.25		
	50-99	900.00	902.50	905.75	907.75	909.25	910.75	914.25		
	100+	897.50	900.00	903.25	905.25	906.75	908.25	911.75		

Standard Features

Standard Powdercoat Colors:
Standard powdercoat finishes

Black manually adjustable glide.



Options

Optional Plated Finishes:
(50 piece minimum)

Chrome, specify C1: add \$294.00.
Satin Nickel Chrome: specify SNC, add \$207.55.

Less than minimum:
1-23, add: \$15.00.
24-49, add: \$7.50.

Textile Options:

- For pricing on grades 11-24, refer to the Upholstery Grading Chart on page 18.
- For textile selections, grades 4-10, refer to the Finish/Color Selector.
- COM (Customer's Own Material), refer to page 15.


To Order:


All orders must specify:


1. Ship To address.
2. Any critical opening dates.
3. Model number.
4. Frame finish by number and color name.
5. Upholstery selection by pattern name, color number and name.
6. Stain color and number.




Cascade

7523-C-5702 Swivel Pedestal Caster Chair									Specification	Other
	Quantity	COM/ Gr.4	Gr.5	Gr.6	Gr.7	Gr.8	Gr.9	Gr.10	22-1/4"w x 22"d x 34-1/2"h COM: 1.0 yds. Actual Weight: 18.9 lbs. Shipping Weight: 34 lbs. Freight Class: 250 1 per carton, 17 cu.ft. Recycled Content: 8.33%	Black Twin Wheel Casters are standard. Without Caster: Remove (-C) from model number.
	1-23	605.00	615.00	628.00	636.00	642.00	648.00	662.00		
	24-99	595.00	605.00	618.00	626.00	632.00	638.00	652.00		
	100-399	590.00	600.00	613.00	621.00	627.00	633.00	647.00		
	400+	587.50	597.50	610.50	618.50	624.50	630.50	644.50		

8650-C-5702 Swivel Tilt Pedestal Caster Chair									Specification	Other
	Quantity	COM/ Gr.4	Gr.5	Gr.6	Gr.7	Gr.8	Gr.9	Gr.10	24"w x 24"d x 37"h COM: 1.0 yds. Actual Weight: 23.6 lbs. Shipping Weight: 34 lbs. Freight Class: 250 1 per carton, 17 cu.ft. Recycled Content: 9.64%	Gas lift travel 4-1/4" Overall back ht: 32-3/4" - 37" Black Twin Wheel Casters standard. Polished aluminum standard.
	1-23	630.00	640.00	653.00	661.00	667.00	673.00	687.00		
	24-99	620.00	630.00	643.00	651.00	657.00	663.00	677.00		
	100-399	615.00	625.00	638.00	646.00	652.00	658.00	672.00		
	400+	612.50	622.50	635.50	643.50	649.50	655.50	669.50		

8501-5702 Sled Base Chair									Specification	Other
	Quantity	COM/ Gr.4	Gr.5	Gr.6	Gr.7	Gr.8	Gr.9	Gr.10	18-1/4"w x 22"d x 34"h COM: 1.0 yds. Actual Weight: 18.5 lbs. Shipping Weight: 24.5 lbs. Freight Class: 250 2 per carton, 11.41 cu.ft. Recycled Content: 14.38%	Non-marring clear butyrate glides.
	1-23	590.00	600.00	613.00	621.00	627.00	633.00	647.00		
	24-99	580.00	590.00	603.00	611.00	617.00	623.00	637.00		
	100-399	575.00	585.00	598.00	606.00	612.00	618.00	632.00		
	400+	572.50	582.50	595.50	603.50	609.50	615.50	629.50		

8900-5702 Spider Base Chair									Specification	Other
	Quantity	COM/ Gr.4	Gr.5	Gr.6	Gr.7	Gr.8	Gr.9	Gr.10	19"w x 22"d x 34-3/4"h COM: 1.0 yds. Actual Weight: 18.2 lbs. Shipping Weight: 24.5 lbs. Freight Class: 250 1 per carton, 11.41 cu.ft. Recycled Content: 4.81%	White polypropylene glides. Polished aluminum finish only.
	1-23	670.00	680.00	693.00	701.00	707.00	713.00	727.00		
	24-99	660.00	670.00	683.00	691.00	697.00	703.00	717.00		
	100-399	655.00	665.00	678.00	686.00	692.00	698.00	712.00		
	400+	652.50	662.50	675.50	683.50	689.50	695.50	709.50		

Standard Features

Standard Powdercoat Colors:
Standard powdercoat finishes, except on
8650-C-5702 and 8900-5702.



Options

Optional Plated Finishes: (50 piece minimum)

8501-5702:

Chrome, specify C1: add \$62.00.
Satin Nickel Chrome: specify SNC, add \$73.00.

Less than minimum:

1-23, add: \$15.00.
24-49, add: \$7.50.

7523: For optional chrome column with polished aluminum base, specify CPA, add: \$40.25.
(Extended lead time, contact MTS).

8650-C: For optional powdercoat with black column, specify PCB and BPC. For optional powdercoat with chrome column, specify PCB only.

Black Caster Option:



For 8900 only. Add
"-C" to model number,
add: \$68.75

Textile Options:

- For pricing on grades 11-24, refer to the Upholstery Grading Chart on page 18.
- For textile selections, grades 4-10, refer to the Finish/Color Selector.
- COM (Customer's Own Material), refer to page 15.


To Order:


All orders must specify:

1. Ship To address.
2. Any critical opening dates.
3. Model number.
4. Frame finish by number and color name.
5. Upholstery selection by pattern name, color number and name.
6. Stain color and number.



Cascade

8720-30-5710 Low Back Round Pedestal Base Swivel Barstool									Specification	Other
	Quantity	COM/ Gr.4	Gr.5	Gr.6	Gr.7	Gr.8	Gr.9	Gr.10	20"w x 20"d x 38-1/2"h COM: .85 yds. Actual Weight: 52 lbs. Shipping Weight: 79.5 lbs. Freight Class: 175 1 per carton, 23 cu.ft. Recycled Content: 28.65%	
	1-9	940.00	948.50	959.55	966.35	971.45	976.55	988.45		
	10-49	930.00	938.50	949.55	956.35	961.45	966.55	978.45		
	50-99	925.00	933.50	944.55	951.35	956.45	961.55	973.45		
	100+	922.50	931.00	942.05	948.85	953.95	959.05	970.95		

8818-30-5710 Low Back Square Pedestal Base Swivel Barstool									Specification	Other
	Quantity	COM/ Gr.4	Gr.5	Gr.6	Gr.7	Gr.8	Gr.9	Gr.10	18"w x 20"d x 38-1/2"h COM: .85 yds. Actual Weight: 51 lbs. Shipping Weight: 74 lbs. Freight Class: 175 1 per carton, 23 cu.ft. Recycled Content: 37.16%	
	1-9	940.00	948.50	959.55	966.35	971.45	976.55	988.45		
	10-49	930.00	938.50	949.55	956.35	961.45	966.55	978.45		
	50-99	925.00	933.50	944.55	951.35	956.45	961.55	973.45		
	100+	922.50	931.00	942.05	948.85	953.95	959.05	970.95		

Standard Features

Standard Powdercoat Colors: Standard powdercoat finishes	Black manually adjustable glide.
--	----------------------------------



Options

Optional Plated Finishes:
(50 piece minimum)

Chrome, specify C1: add \$294.00.
Satin Nickel Chrome: specify SNC, add \$207.55.

Less than minimum:
1-23, add: \$15.00.
24-49, add: \$7.50.

Textile Options:

- For pricing on grades 11-24, refer to the Upholstery Grading Chart on page 18.
- For textile selections, grades 4-10, refer to the Finish/Color Selector.
- COM (Customer's Own Material), refer to page 15.


To Order:


All orders must specify:


1. Ship To address.
2. Any critical opening dates.
3. Model number.
4. Frame finish by number and color name.
5. Upholstery selection by pattern name, color number and name.
6. Stain color and number.



Cascade

8650-C-5705 Adjustable Height Swivel/Tilt Caster Chair									Specification	Other
	Quantity	COM/ Gr.4	Gr.5	Gr.6	Gr.7	Gr.8	Gr.9	Gr.10	24"w x 24-1/2"d x 38-3/4"h COM: 2.25 yds. Actual Weight: 28 lbs. Shipping Weight: 36.5 lbs. Freight Class: 250 2 per carton, 17 cu.ft. Recycled Content: 5.50%	Gas lift travel: 4-1/4" Overall back ht: 34-1/2"-38-3/4" Black Twin Wheel Casters standard. Polished aluminum standard.
	1-23	625.00	647.50	676.75	694.75	708.25	721.75	753.25		
	24-99	615.00	637.50	666.75	684.75	698.25	711.75	743.25		
	100-399	610.00	632.50	661.75	679.75	693.25	706.75	738.25		
	400+	607.50	630.00	659.25	677.25	690.75	704.25	735.75		

8505-5705 Sled Base Chair									Specification	Other
	Quantity	COM/ Gr.4	Gr.5	Gr.6	Gr.7	Gr.8	Gr.9	Gr.10	21-1/4"w x 22-1/4"d x 36"h COM: 2.25 yds. Actual Weight: 21 lbs. Shipping Weight: 31 lbs. Freight Class: 250 2 per carton, 11.69 cu.ft. Recycled Content: 12.50%	Non-marring clear butyrate glides.
	1-23	585.00	607.50	636.75	654.75	668.25	681.75	713.25		
	24-99	575.00	597.50	626.75	644.75	658.25	671.75	703.25		
	100-399	570.00	592.50	621.75	639.75	653.25	666.75	698.25		
	400+	567.50	590.00	619.25	637.25	650.75	664.25	695.75		

8900-5705 Spider Base Chair									Specification	Other
	Quantity	COM/ Gr.4	Gr.5	Gr.6	Gr.7	Gr.8	Gr.9	Gr.10	19"w x 20-3/4"d x 36-3/4"h COM: 2.25 yds. Actual Weight: 21 lbs. Shipping Weight: 30 lbs. Freight Class: 250 2 per carton, 11.33 cu.ft. Recycled Content: 2.83%	Polypropelene white glides. Polished aluminum finish only.
	1-23	665.00	687.50	716.75	734.75	748.25	761.75	793.25		
	24-99	655.00	677.50	706.75	724.75	738.25	751.75	783.25		
	100-399	650.00	672.50	701.75	719.75	733.25	746.75	778.25		
	400+	647.50	670.00	699.25	717.25	730.75	744.25	775.75		

Standard Features

Standard Powdercoat Colors:

Standard powdercoat finishes, except on 8650-C-5705 and 8900-5705.



Options

Optional Plated Finishes: (50 piece minimum)

8505-5705:

Chrome, specify C1: add \$62.00.

Satin Nickel Chrome: specify SNC, add \$73.00.

Less than minimum:

1-23, add: \$15.00.

24-49, add: \$7.50.

8650-C: For optional powdercoat with black column, specify PCB and BPC. For optional powdercoat with chrome column, specify PCB only.

Black Caster Option:



For 8900 only. Add "-C" to model number, add: \$68.75.

Textile Options:

- For pricing on grades 11-24, refer to the Upholstery Grading Chart on page 18.

- For textile selections, grades 4-10, refer to the Finish/Color Selector.

- COM (Customer's Own Material), refer to page 15.




To Order:

All orders must specify:

1. Ship To address.
2. Any critical opening dates.
3. Model number.
4. Frame finish by number and color name.
5. Upholstery selection by pattern name, color number and name.
6. Stain color and number.



Backless Upholstered Barstools

8718-30-913 Backless Round Pedestal Base Swivel Barstool									Specification	Other
	Quantity	COM/ Gr.4	Gr.5	Gr.6	Gr.7	Gr.8	Gr.9	Gr.10	20"w x 20"d x 31-1/2"h COM: .75 yds. Actual Weight: 51.5 lbs. Shipping Weight: 79.5 lbs. Freight Class: 175 1 per carton, 23 cu.ft. Recycled Content: 28.88%	
	1-9	825.00	832.50	842.25	848.25	852.75	857.25	867.75		
	10-49	815.00	822.50	832.25	838.25	842.75	847.25	857.75		
	50-99	810.00	817.50	827.25	833.25	837.75	842.25	852.75		
	100+	807.50	815.00	824.75	830.75	835.25	839.75	850.25		
8718-30-914 Backless Round Pedestal Base Swivel Barstool									Specification	Other
	Quantity	COM/ Gr.4	Gr.5	Gr.6	Gr.7	Gr.8	Gr.9	Gr.10	18"w x 18"d x 31"h COM: .75 yds. Actual Weight: 47 lbs. Shipping Weight: 75 lbs. Freight Class: 175 1 per carton, 23 cu.ft. Recycled Content: 28.43%	
	1-9	845.00	852.50	862.25	868.25	872.75	877.25	887.75		
	10-49	835.00	842.50	852.25	858.25	862.75	867.25	877.75		
	50-99	830.00	837.50	847.25	853.25	857.75	862.25	872.75		
	100+	827.50	835.00	844.75	850.75	855.25	859.75	870.25		
8818-30-915 Backless Square Pedestal Base Swivel Barstool									Specification	Other
	Quantity	COM/ Gr.4	Gr.5	Gr.6	Gr.7	Gr.8	Gr.9	Gr.10	18"w x 18"d x 31"h COM: 1.2 yds. Actual Weight: 58.6 lbs. Shipping Weight: 92 lbs. Freight Class: 175 1 per carton, 23 cu.ft. Recycled Content: 23.87%	
	1-9	835.00	847.00	862.60	872.20	879.40	886.60	903.40		
	10-49	825.00	837.00	852.60	862.20	869.40	876.60	893.40		
	50-99	820.00	832.00	847.60	857.20	864.40	871.60	888.40		
	100+	817.50	829.50	845.10	854.70	861.90	869.10	885.90		

Standard Features

Standard Powdercoat Colors:
Standard powdercoat finishes

Black manually adjustable glide.



Options

Optional Plated Finishes: (50 piece minimum)

8720-30-913 and 8718-30-914:

Chrome, specify C1: add \$294.00.

Satin Nickel Chrome: specify SNC, add \$207.55.

8818-30-915:

Chrome, specify C1: add \$256.00.

Satin Nickel Chrome: specify SNC, add \$185.25.

Less than minimum:

1-23, add: \$15.00.

24-49, add: \$7.50.

Textile Options:

- For pricing on grades 11-24, refer to the Upholstery Grading Chart on page 18.
- For textile selections, grades 4-10, refer to the Finish/Color Selector.
- COM (Customer's Own Material), refer to page 15.

To Order:

All orders must specify:

1. Ship To address.
2. Any critical opening dates.
3. Model number.
4. Frame finish by number and color name.
5. Upholstery selection by pattern name, color number and name.
6. Stain color and number.





General Information

Options

Base Location Pre-Marked with indentation for base assembly screws.

One (1) mounting plate per top: add \$5.00.

Two (2) mounting plates per top: add \$8.50.

Four locator holes punched for each mounting plate. Must be specified (Specify PDT) otherwise tops are not marked.

Two-Tone Group I, II, III Edges: on 210, 211. Add 10%.

Radius Corners:

- 3-1/2" radius is standard on Series 202, 232, 234, 250, and 255.
- 3-1/2" radius is available on Series 205, 210, and 211: add \$7.50 per corner.
- 3-1/2" radius is available on Series 350, 351, and 352: add \$10.00 per corner.
- 3-1/2" radius is available on 311, 313, 315, 321, 330, 331, and 333 add: \$25.00 per corner.

Custom Radius Corners:

- 4"- 24" radius on 202, 205, 210, 211, 232, 234, 250, 255, 350, 351, and 352: add \$10.00 per corner.
- 12", 15", 18", 21", 24", 27", and 30" are only radius sizes available on 311, 315, 321, 330, 331, and 333 add \$35.00 per corner.
- Any size radius on 370, 371, 372, 375, 376, 377, 390, and 395, add \$30.00 per corner.

Specials

Oversized Tops:

Tops over 48" wide or 96" long may require a seam, depending on availability of laminate pattern in the required size. Contact MTS for quotation.

Intermediate Sized Tops:

Pricing is based on the next larger standard size +10% (excluding SierraSolid® 260, 261, 262, 264, 265 and 266.) Series 300 not available in intermediate round sizes except 350 through 355 series.

Custom Sizes:

All tables except 350, 351, 352 370 and 390 series are available in custom sizes from 18" to 5' x 12'. **Note: limited custom sizes available in 350 to 390 series tops. Contact MTS with quantity by size for quotation.**

Custom Shapes:

(Square, Rectangle and Round) 261, 262, 264 and 265 available in custom sizes and shapes. Contact MTS with specifications and quantity for quotation.

Hardware

Table Top Assembly Screws:

Standard on all orders for complete table assemblies (top and base).

To order separately: add \$3.50 per set of eight screws.

- Specify L-231-3 (#12 x 7/8") Phillips pan head sheet metal screw for all 200 and 300 series table tops, except SierraSolid® series 260, 261, 262, 264, and 265. Order one set of eight per top plate. For SierraSolid® series tops, specify L-319-1 (#12 x 5/8") Phillips pan head screw. For all other tables using stainless steel bases, use L-319-1.

Table Top Stiffeners:

Standard on tops of 60" or longer. Two parallel channel irons are applied to the underside for extra support.



For optional, positive locking table connectors, contact MTS for quotation. See page 308.

Ordering

To Order Specify:

- edge series
- size (and shape if special)
- laminate brand, color name, and number
- edge finish: vinyl (202, 232, 234), color name and number, aluminum polished (255), or satin (250), wood (300 series) species (maple or oak) and stain color name and number
- options: premarked, radius corners

Wood Edge Finishes

MTS Standard Stains:

W1 Natural
W2 Walnut
W3 Sherwood
W4 Mahogany
W7 Root Beer
W9 Wild Cherry
W37 Savoy Walnut
W38 Select Cherry
W39 Luna Night
W50 New Mahogany

MTS Premier Stains add: \$100.00 per color, per order. See page 17 for color options.

All MTS wood edge tops are standard in maple. Optional red oak is available, specify "OE" and add 5% to standard price.

Note: 350 through 355 are birchply.

MTS Custom Stains:

In addition to the nine (9) standard MTS wood stains, custom stains are also available.

List price for a custom stain is \$250.00 on first color per order/shipment. Additional colors on same order/shipment @ \$125.00 each.

Please identify custom stain requests using a laminate name, number and color or with a stain manufacturer's name, color and number or provide an actual piece of maple or oak stained to your specifications.

To ensure an acceptable match, a sample piece of the proposed finished product will be sent to the customer for stain match approval before we proceed with the final scheduling of the order for production.

All custom stains are mixed at MTS to accommodate compatibility with our eco friendly, water based, wood finish system.

MTS Wood Edge Table Top Sealer:

All MTS wood edged table tops are stained with environmentally friendly, water based stains which then are sealed in a semi-gloss clear catalyzed vinyl coating that is impervious to food, drink and most cleaning chemicals used in food service operations. This MTS table edge finish is resistant to: coffee, juices, alcohol, and most alkaline-based or ammonia cleaners. MTS recommends a non-caustic cleaner as in Windex®, or equivalent.



General Information

*** denotes laminates not recommended for horizontal surfaces. They are not warranted by MTS.

Laminate Pricing Selector

Group I (standard)

Wilsonart: Virtual Design Library. All colors and finishes require a per order quotation (currently numbers beginning with "Y", but subject to add-ons). Please contact MTS.

Wilsonart: -38 Fine Velvet Texture Finish, -60 Matte Finish
Formica: -58 Matte Finish (excluding Jonathan Adler Collection)

If ordering laminate in a different finish (suffix) other than what the laminate manufacturer lists as the standard finish, or for finishes not shown below, you must contact MTS for special pricing. All non-standard or special order laminates, special finishes, or custom laminates/logos are quoted by project. Contact MTS with your top quantities, sizes and laminate specifications. All laminate pricing and grouping is subject to change based on supplier minimum order requirements, finish option availability, and any other supplier changes beyond MTS control.

Group II

Formica: -MC Microdot Finish, - NT Naturelle Finish, ***-43 Artisan Finish, -SP Sculpted

Nevarmar: -T Textured Finish, -N High Luster Finish, -PV Polished Velvet Finish, -VE Velvet Finish, ***-G Gloss Finish, -BB Barnboard Finish, -SM Super Matte Finish, -MG Medium Gloss Finish, -WE Wood Essence Finish

Pionite: -SD Suede Finish, ***-GL Gloss Finish, - PV Polished Velvet Finish, -VE Velvet Finish, -BB Barnboard Finish, -SM Super Matte Finish, -MG Medium Gloss Finish, -WE Wood Essence Finish

Group III

Wilsonart: Virtual Design Library. All colors and finishes require a per order quotation (currently numbers beginning with "Y", but subject to add-ons). Please contact MTS.

Wilsonart: -7 Textured Gloss Finish, -12 Soft Grain, -28 Gloss Line -52 Quarry Finish, -78 Finegrain Finish, -01 High Gloss, -18 Linearity, -22 Antique, -16 Casual Rustic

Formica: -34 Scovato, -42 Crystal Finish, -46 Etchings Finish, ***-90 Polished Finish, -RD Radiance Finish, -WR Woodbrush, -NG Natural Grain

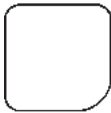
Pionite: -CR Crystal Finish, -DL Deep Leather Finish, -LR Soft Leather Finish, -SL Embossed Slate Finish, -GR Granite Finish, -SX Stonex Finish

Group III Wilsonart finishes are no longer available in -38 fine velvet texture or -60 matte finish at reduced price. Contact MTS for quotation on all Virtual Design Library colors.

Special Table shapes (Booths, Conference, etc.)

1/4 Circle Booth Table

3 ea. 3-1/2" radius corners.
1 ea. 12" radius corners.



Specify square table size and add "CBS" to end of model number.

Add \$25.00: 200, 350, 370, and 390 Series.

Add \$95.00 for the rest of the 300 Series.

1/2 Circle Booth Table

2 ea. 3-1/2" radius corners.
2 ea. 12" radius corners.



Specify rectangle table size.

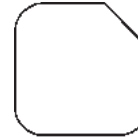
Add "CBR" to end of model number.

Add \$25.00 for 200, 350, and 390 Series.

Add \$95.00 for the rest of the 300 Series.

3/4 Circle Booth Table

3 ea. 12" radius corners. Specify length of clipped corner.



Specify square size. Add "CBC" to end of model number.

Add \$30.00 for 200, 350, and 390 Series.

Add \$95.00 for the rest of the 300 Series.

Wall Mount Booth Table

2 ea. 3-1/2" radius corners.
2 ea. square corners.

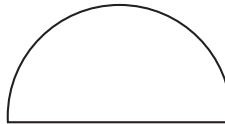


Specify rectangular table size indicating which edge size is to be attached to the wall. Add "WMR" to end of model number.

Add \$14.00 for 200 Series, and \$20.00 for 350 Series. Add \$50.00 for the rest of the 300 Series.

- Square corner end finished with 210 laminate edge on 210, 211, 232, 234, 250, and 255 edges.
- Square corner end finished with 311 edge on 311, 315, 330, and 331 series.
- Square corner edge finishes with flat edge on 350, 370 and 390 Series.

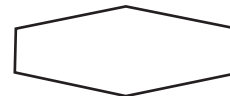
1/2 Round Table



Specify table edge from standard round sizes as listed for each series. Add "HRD" to end of model number.

- For Standard Size Rounds:
 - Price as 50% off round and add 20%.
- For custom size 1/2 rounds, use round price plus 30% on all 200 series, 350, 370, and 390 series. Custom size 1/2 rounds not available on all other 300 series tops.

V-Boat



Note: Requires 3 dimensions - end width, center width, and length.

Racetrack Oval




V-Boat (VB) and Racetrack (RTO) Ovals priced by square foot by series. See pricing on following pages. Specify (VB) or (RTO). 300 series limited to 24, 30, 36, 42, 48, 54, & 60" widths on racetracks.

Custom elliptical ovals will be quoted on request. Not available on all models. Contact your MTS Sales Coordinator with dimensions and layout of shape for quotation.



200 Series Table Tops | Padded Top

202 Padded Top w/Vinyl Bumper Edge



Edge Dimension/Construction:







1-1/4" Impact resistant vinyl T-mold edge in T-10 black. Top surface covered in padded white vinyl.

Core Dimensions/Construction:


1-1/8" premium grade particle board. Balanced with .020 backer sheet. 3-1/2" radiused corners are standard.

T-10 Black vinyl bumper edge is standard. T21 Char Brown is available at standard price.

*202 series 54" round and 60" round tops have a flat, sewn seam in the center of each top.

TableTop Shape	Size	202 Padded Top with Vinyl Edge
 Squares	24 x 24	118.50
	30 x 30	157.00
	36 x 36	203.50
	42 x 42	301.50
	48 x 48	334.00
 Rectangles	24 x 30	137.00
	24 x 36	160.50
	24 x 42	176.50
	24 x 48	193.00
	30 x 36	203.00
	30 x 42	215.50
	30 x 48	242.50
	30 x 60	299.50
	30 x 72	377.00
	30 x 96	575.00
	36 x 48	276.50
	36 x 60	353.50
	36 x 72	406.00
	36 x 96	699.50
 Rounds	24 rd	132.50
	30 rd	183.00
	36 rd	221.50
	42 rd	314.50
	48 rd	342.00
	*54 rd	544.00
	*60 rd	579.50
	Race Track Ovals & V-Boat \$ Per Sq. Ft.	33.45

205 Padded Top/Edge



Edge Dimension/Construction:

1-1/4" padded white vinyl.
Edge Finish: Padded white vinyl wrapped over core, stapled and trimmed on underside with 2"-3" border.





Core Dimensions/Construction:

1-1/8" premium grade particle board.
Standard Corners: Square.

Options:

Optional 3-1/2" radius corners: add \$7.50 per corner.


*205 series 54" round and 60" round tops have a flat, sewn seam in the center of each top.

TableTop Shape	Size	205 Padded Top/Edge
 Squares	24 x 24	98.50
	30 x 30	131.50
	36 x 36	174.00
	42 x 42	269.50
	48 x 48	305.00
 Rectangles	24 x 30	125.00
	24 x 36	137.00
	24 x 42	148.50
	24 x 48	161.50
	30 x 36	178.00
	30 x 42	189.00
	30 x 48	214.50
	30 x 60	280.00
	30 x 72	344.50
	30 x 96	533.00
	36 x 48	242.50
	36 x 60	319.50
	36 x 72	364.00
	36 x 96	671.50
 Rounds	24 rd	107.00
	30 rd	157.00
	36 rd	194.00
	42 rd	287.00
	48 rd	312.50
	*54 rd	506.00
	*60 rd	549.00
	Race Track Ovals & V-Boat \$Per Sq. Ft.	32.05



200 Series Table Tops | Self Edge

210 1-1/4" Self Edge



Edge Dimension/Construction:



1-1/4" self edge. Edge Finish: Laminate edge in same material as top surface.

Core Dimensions/Construction:


1-1/8" premium grade particle board. Balanced with .020 backer sheet. Standard Corners: Square.

Options:

Optional 3-1/2" radius corners: add \$7.50 per corner.
Refer to page 288 for laminate pricing groups.

Table Top Shape	Size	Group I Laminate	Group II Laminate	Group III Laminate
Squares	18X18	105.00	107.50	120.50
	24X24	121.50	122.50	151.00
	30X30	157.00	160.50	186.00
	36X36	201.50	206.50	263.50
	42X42	348.00	355.50	387.50
	48X48	405.00	415.00	511.50
Rectangles	24X30	157.00	159.50	192.00
	24X36	168.50	175.00	213.50
	24X42	181.00	186.00	232.00
	24x48	193.00	197.50	251.50
	30X36	183.00	189.00	235.50
	30X42	197.00	199.50	254.00
	30X48	240.00	245.00	266.00
	30X60	382.50	387.50	463.00
	30X72	444.50	458.00	555.00
	30X96	592.00	603.00	727.00
	36X48	286.50	307.00	366.00
	36X60	418.50	429.50	523.00
	36X72	474.00	480.00	592.00
	36X96	641.00	651.50	806.50
Rounds	18"	114.00	116.00	131.00
	24"	135.00	138.00	167.50
	30"	180.00	186.00	226.50
	36"	229.00	232.00	291.00
	42"	365.00	377.00	452.50
	48"	418.00	429.50	530.00
	54"	610.00	624.50	748.50
	60"	651.50	661.50	829.00
Race Track Ovals & V-Boat \$ Per Sq. Ft.		30.35	Add 10%	Add 30%

211 1-3/4" Self Edge



Edge Dimension/Construction:



1-3/4" self edge. Edge Finish: Laminate edge in same material as top surface.

Core Dimensions/Construction:

1-1/8" premium grade particle board. Balanced with .020 backer sheet. Standard Corners: Square.

Options:

3-1/2" radius corners: add \$7.50 per corner.
Refer to page 288 for laminate pricing groups.


211 Series Tops available for use on T-Series Bases by special request only.

TableTop Shape	Size	Group I Laminate	Group II Laminate	Group III Laminate
Squares	18X18	138.00	143.00	168.00
	24X24	169.00	173.00	186.00
	30X30	211.00	215.00	254.00
	36X36	275.00	283.00	345.00
	42X42	453.00	463.00	538.00
	48X48	474.00	490.00	592.00
Rectangles	24X30	192.00	194.00	227.00
	24X36	214.00	215.00	259.00
	24X42	237.00	240.00	286.00
	24X48	264.00	266.00	313.00
	30X36	262.00	265.00	316.00
	30X42	280.00	288.00	340.00
	30X48	334.00	341.00	395.00
	30X60	480.00	489.00	571.00
	30X72	571.00	582.00	657.00
	30X96	716.00	728.00	856.00
	36X48	388.00	395.00	470.00
	36X60	520.00	530.00	621.00
	36X72	598.00	603.00	716.00
	36X96	826.00	840.00	956.00
Rounds	18"	149.00	150.00	163.00
	24"	182.00	189.00	216.00
	30"	224.00	229.00	267.00
	36"	297.00	302.00	348.00
	42"	453.00	463.00	544.00
	48"	496.00	501.00	603.00
	54"	808.00	824.00	948.00
	60"	861.00	878.00	1039.00
Race Track Ovals & V-Boat \$ Per Sq. Ft.		39.35	Add 10%	Add 30%



200 Series Table Tops | Vinyl Bumper Edge

232 Vinyl Bumper Edge



Edge Dimension/Construction:



1-1/4" "Impact Resistant" vinyl
T-mold - bullnose.

Core Dimensions/Construction:

1-1/8" premium grade particle board. Balanced with .020
backer sheet. Standard Corners: 3-1/2" radius.

Options:

(Square corners N/A).
Specify edge color:

T10 Black
T21 Char Brown

Refer to page 288 for laminate pricing groups.

TableTop Shape	Size	Group I Laminate	Group II Laminate	Group III Laminate
Squares	18X18	100.00	103.00	116.00
	24X24	117.00	120.00	143.00
	30X30	150.00	154.00	179.00
	36X36	192.00	196.00	263.00
	42X42	332.00	336.00	370.00
	48X48	388.00	395.00	490.00
Rectangles	24X30	150.00	153.00	183.00
	24X36	162.00	167.00	203.00
	24X42	175.00	178.00	222.00
	24X48	187.00	189.00	243.00
	30X36	178.00	179.00	224.00
	30X42	187.00	190.00	244.00
	30X48	231.00	235.00	268.00
	30X60	360.00	364.00	441.00
	30X72	425.00	438.00	530.00
	30X96	560.00	603.00	693.00
	36X48	285.00	293.00	347.00
	36X60	402.00	409.00	498.00
	36X72	448.00	455.00	560.00
	36X96	609.00	623.00	770.00
Rounds	18"	110.00	113.00	123.00
	24"	132.00	133.00	159.00
	30"	174.00	178.00	213.00
	36"	219.00	223.00	278.00
	42"	350.00	358.00	430.00
	48"	399.00	409.00	504.00
	54"	585.00	595.00	714.00
	60"	620.00	627.00	790.00
Race Track		33.95	Add 10%	Add 30%
Ovals & V-Boat				
		\$ Per Sq. Ft.		

234 Vinyl Bumper Edge



Edge Dimension/Construction:



1-1/4" "Impact Resistant" vinyl
T-mold - bullnose.

Core Dimensions/Construction:

1-1/8" premium grade particle board. Balanced with .020
backer sheet. Standard Corners: 3-1/2" radius.
Square Corners N/A.

Specify Edge Color:

B01: Black
B03: Cabernet
B07: Camel
B08: Chocolate
B09: Bittersweet
B10: Metallic Copper
B11: Metallic Espresso
B13: Metallic Antique Gold
B14: Metallic Brass
B15: Metallic Charcoal
B16: Metallic Silver
B17: Metallic Impala


Refer to page 288 for laminate pricing groups.

TableTop Shape	Size	Group I Laminate	Group II Laminate	Group III Laminate
Squares	18X18	127.00	130.00	142.00
	24X24	147.00	149.00	173.00
	30X30	199.00	202.00	242.00
	36X36	275.00	280.00	335.00
	42X42	421.00	430.00	510.00
	48X48	466.00	477.00	574.00
Rectangles	24X30	180.00	183.00	209.00
	24X36	199.00	202.00	236.00
	24X42	219.00	223.00	264.00
	24X48	237.00	244.00	292.00
	30X36	245.00	250.00	297.00
	30X42	265.00	270.00	322.00
	30X48	309.00	318.00	377.00
	30X60	393.00	403.00	483.00
	30X72	461.00	471.00	561.00
	30X96	606.00	614.00	750.00
	36X48	350.00	355.00	421.00
	36X60	461.00	469.00	561.00
	36X72	553.00	560.00	660.00
	36X96	722.00	737.00	878.00
Rounds	18"	132.50	133.00	144.00
	24"	144.00	146.00	187.00
	30"	211.00	214.00	254.00
	36"	270.00	276.00	331.00
	42"	421.00	428.00	509.00
	48"	461.00	470.00	555.00
	54"	675.00	689.00	803.00
	60"	750.00	763.00	899.00
Race Track		33.95	Add 10%	Add 30%
Ovals & V-Boat				
		\$ Per Sq. Ft.		



200 Series Table Tops | Aluminum Edge

250 Satin Finish Aluminum Edge



Edge Dimension/Construction:







1-1/4" Aluminum T-mold.
Edge Finish: Natural Aluminum.

Core Dimensions/Construction:


1-1/8" premium grade particle board. Balanced with .020
backer sheet. Standard Corners: 3-1/2" radius.

Options:

Refer to page 288 for laminate pricing groups.

TableTop Shape	Size	Group I Laminate	Group II Laminate	Group III Laminate
 Squares	18X18	125.00	128.00	139.00
	24X24	137.00	140.00	163.00
	30X30	203.00	209.00	245.00
	36X36	290.00	298.00	334.00
	42X42	380.00	387.00	463.00
	48X48	495.00	504.00	597.00
 Rectangles	24X30	164.00	168.00	193.00
	24X36	193.00	199.00	231.00
	24X42	224.00	228.00	269.00
	24X48	253.00	258.00	308.00
	30X36	249.00	252.00	297.00
	30X42	297.00	303.00	356.00
	30X48	321.00	329.00	388.00
	30X60	393.00	400.00	473.00
	30X72	467.00	477.00	580.00
	30X96	582.00	597.00	717.00
	36X48	366.00	373.00	445.00
	36X60	507.00	515.00	597.00
 Rounds	36X72	623.00	636.00	744.00
	36X96	846.00	866.00	1010.00
	18"	117.00	118.00	133.00
	24"	146.00	148.00	173.00
	30"	208.00	211.00	250.00
	36"	290.00	297.00	349.00
	42"	401.00	411.00	482.00
	48"	467.00	478.00	575.00
 Ovals & V-Boat	54"	592.00	623.00	744.00
	60"	729.00	744.00	889.00
	Race Track	39.60	Add 10%	Add 30%
	Ovals & V-Boat	\$ Per Sq. Ft.		

255 Polished Finish Aluminum Edge



Edge Dimension/Construction:







Edge Dimension/Construction:
1-1/4" Aluminum T-Mold
Edge Finish: Polished Aluminum

Core Dimensions/Construction:

1-1/8" premium grade particle board. Balanced with .020
backer sheet. Standard Corners: 3-1/2" radius.

Options:

Refer to page 288 for laminate pricing groups.

TableTop Shape	Size	Group I Laminate	Group II Laminate	Group III Laminate
 Squares	18X18	121.00	123.00	139.00
	24X24	138.00	141.00	162.00
	30X30	192.00	197.00	234.00
	36X36	288.00	297.00	334.00
	42X42	456.00	463.00	523.00
	48X48	511.00	523.00	614.00
 Rectangles	24X30	175.00	179.00	188.00
	24X36	202.00	204.00	234.00
	24X42	229.00	233.00	274.00
	24X48	259.00	262.00	318.00
	30X36	263.00	265.00	309.00
	30X42	288.00	293.00	343.00
	30X48	320.00	323.00	387.00
	30X60	409.00	418.00	493.00
	30X72	490.00	496.00	613.00
	30X96	770.00	784.00	905.00
	36X48	388.00	395.00	464.00
	36X60	559.00	571.00	651.00
 Rounds	36X72	678.00	689.00	785.00
	36X96	888.00	905.00	1038.00
	18"	154.00	156.00	170.00
	24"	160.00	161.00	177.00
	30"	228.00	231.00	270.00
	36"	295.00	303.00	364.00
	42"	456.00	462.00	539.00
	48"	494.00	503.00	598.00
 Ovals & V-Boat	54"	821.00	836.00	946.00
	60"	861.00	878.00	1041.00
	Race Track	59.50	Add 10%	Add 30%
	Ovals & V-Boat	\$ Per Sq. Ft.		



SierraSolid® Veneer Table Tops

FOB: N. Tonawanda, NY 14120

260 1-1/4" Eased Flat Edge






Edge Dimension/Construction:



1-1/4" Eased flat edge.

Core Dimensions/Construction:

1/4" veneer solid surface material over a 3/4" sealed plywood core.

TableTop Shape	Size	Group I
 Squares	24 x 24	425.00
	30 x 30	625.00
	36 x 36	820.00
 Rectangles	24 x 30	495.00
	30 x 36	690.00
	30 x 42	780.00
	30 x 48	965.00
	36 x 48	1005.00
 Round	24"	420.00
	30"	620.00
	36"	820.00

Group I Granitz: Semi-gloss finish

[Bolted color numbers indicate black substrate. Non-bolted numbers indicate white substrate.]

Group I Granitz:

Z47 Khaki
Z48 Sagebrush
Z49 Heather Green
Z50 Black Granitz
Z51 Gray Granitz
Z53 Blue Granitz
Z55 Brown Granitz
Z57 Stellar Blue
Z59 Suellia Green
Z60 Nutmeg
Z61 Harvest Sand
Z64 Lynne Star
Z65 Black Quarry
Z66 White Quartz
Z67 Golden Oak
Z70 Brownstone
Z71 Pezza
Z72 Gravel
Z73 Green Fleck
Z76 Saffron
Z79 Pistachio
Z80 Mahogany
Z81 Dark Chocolate
Z82 Milk Chocolate
Z83 Riverstone
Z85* Sable Shimmer
Z86 Moroccan Spice

*Available on 260 series at an upcharge. Contact MTS for pricing.



SierraSolid® Table Tops

FOB: N. Tonawanda, NY 14120

261 Roundover Edge Series



Edge Dimension/Construction:






1-1/4" Roundover Edge

Core Dimensions/Construction:

9/16" solid surface material. Base attached to 3/4" marine grade plywood substrate. 3" radius corners standard.

Options:

Umbrella hole - 2-1/8", specify UMB, add \$30.00.

TableTop Shape	Size	Group I	Group II
 Squares	24 x 24	660.00	805.00
	30 x 30	1020.00	1265.00
	36 x 36	1480.00	1815.00
	42 x 42	1995.00	2470.00
	48 x 48	2630.00	3235.00
 Rectangles	24 x 30	960.00	1215.00
	24 x 36	1185.00	1460.00
	24 x 42	1380.00	1705.00
	24 x 48	1575.00	1955.00
	30 x 36	1480.00	1825.00
	30 x 42	1715.00	2115.00
	30 x 48	1970.00	2430.00
	30 x 60	2460.00	3025.00
	30 x 72	2950.00	3650.00
	36 x 48	2375.00	2905.00
	36 x 60	2960.00	3650.00
	36 x 72	3535.00	4350.00
 Rounds	24"	660.00	805.00
	30"	1025.00	1265.00
	36"	1480.00	1815.00
	42"	1995.00	2460.00
	48"	2630.00	3365.00
	54"*	3295.00	N/A
	60"*	4125.00	N/A
Group I Granitz: Semi-gloss finish * 54" and 60" round tables will have a seam down the middle of table.			
Group II Translucents: Matte finish			
Group II Quartzstone: Gloss finish			
Group II Alumistone: Gloss finish			
Group II Beachglass: Gloss finish			
Group II Elements: Gloss finish			
Group II Marbles: Gloss finish			

[Bolted color numbers indicate black substrate. Non-bolted numbers indicate white substrate.]

GROUP I

Granitz:

Z47 Khaki
Z48 Sagebrush
Z49 Heather Green
Z50 Black Granitz
Z51 Gray Granitz
Z53 Blue Granitz
Z55 Brown Granitz
Z57 Stellar Blue
Z59 Suellia Green
Z60 Nutmeg
Z61 Harvest Sand
Z64 Lynne Star
Z65 Black Quarry
Z66 White Quartz
Z67 Golden Oak
Z70 Brownstone
Z71 Pezza
Z72 Gravel
Z73 Green Fleck
Z76 Saffron
Z79 Pistachio
Z80 Mahogany
Z81 Dark Chocolate
Z82 Milk Chocolate
Z83 Riverstone
Z85 Sable Shimmer
Z86 Moroccan Spice

GROUP II

Alumistone

U51 Wine
U52 Autumn
U53 Terrain
U54 Cobalt
U55 Amber Zest
U56 Pesto

Beachglass

BG1 Sugar Cube
BG3 Kiwi

Elements

E1 Midnight Sky
E2 Cosmic Carbonite
E4 First Frost
E6 Silver One
E8 Copper Radiance
E9 Gold Rush
E10 Galaxy
E11 Titanium
E13 New Super Nova
E15 New Copper Mist

Marble

R01 Metallo
R02 Grigio
R03 Carrara
R04 Crema
R05 Ardesia
R06 Ruggine
R07 Cielo
R08 Verde

Translucents

T50 Amethyst
T52 Topaz
T53 Sheer Peridot
T54 Crystal
T55 Sapphire

Quartzstone

Q50 Glacier
Q52 Blue Glass
Q53 Aqua Ice
Q54 Green Glass
Q55 Golden Ray
Q58 Mesa Gold [261 top only] ■
Q59 Sienna [261 top only] ■
Q60 Red
Q61 Mossy Stone
Q62 Coral Sand
Q63 Jade
Q64 Tide Pool
Q67 Mooncape

■ Colors Q58 and Q59 in 261 series are only available in these sizes and are intended for indoor use only: 24"RD, 30"RD, 36"RD, 42"RD, 24"x 24", 24"x 30", 24"x 42", 30"x 30", 30"x 42", 30" x 48", 36" x 36", 42" x 42",

262 Ogee Edge



Edge Dimension/Construction:






1-1/4" Ogee Edge

Core Dimensions/Construction:

9/16" solid surface material. Base attached to 3/4" marine grade plywood substrate. 3" radius corners standard.

Options:

Umbrella hole - 2-1/8", specify UMB, add \$30.00.

TableTop Shape	Size	Group I	Group II
 Squares	24 x 24	840.00	980.00
	30 x 30	1245.00	1485.00
	36 x 36	1720.00	2070.00
	42 x 42	2305.00	2765.00
	48 x 48	2885.00	3495.00
	48 x 48	2885.00	3495.00
 Rectangles	24 x 30	1190.00	1425.00
	24 x 36	1410.00	1690.00
	24 x 42	1625.00	1955.00
	24 x 48	1815.00	2190.00
	30 x 36	1730.00	2090.00
	30 x 42	1995.00	2395.00
	30 x 48	2250.00	2665.00
	30 x 60	2795.00	3365.00
	30 x 72	3335.00	4045.00
	36 x 48	2720.00	3245.00
	36 x 60	3305.00	4005.00
	36 x 72	3925.00	4735.00
 Rounds	24"	840.00	980.00
	30"	1250.00	1485.00
	36"	1725.00	2070.00
	42"	2290.00	2765.00
	48"	2885.00	3495.00
	54"	3630.00	n/a
	60"	4495.00	n/a
Group I Granitz: Semi-gloss finish * 54" and 60" round tables will have a seam down the middle of table.			
Group II Translucents: Matte finish			
Group II Quartzstone: Gloss finish			
Group II Alumistone: Gloss finish			
Group II Beachglass: Gloss finish			
Group II Elements: Gloss finish			
Group II Marbles: Gloss finish			



SierraSolid® Table Tops

FOB: N. Tonawanda, NY 14120

264 Bullnose



Edge Dimension/Construction:






1-1/4" Bullnose Edge

Core Dimensions/Construction:

9/16" solid surface material. Base attached to 3/4" marine grade plywood substrate. 3" radius corners standard.

Options:

Umbrella hole - 2-1/8", specify UMB, add \$30.00.

TableTop Shape	Size	Group I	Group II
 Squares	24 x 24	840.00	980.00
	30 x 30	1245.00	1485.00
	36 x 36	1720.00	2070.00
	42 x 42	2305.00	2765.00
	48 x 48	2885.00	3495.00
 Rectangles	24 x 30	1190.00	1425.00
	24 x 36	1410.00	1690.00
	24 x 42	1625.00	1955.00
	24 x 48	1815.00	2190.00
	30 x 36	1730.00	2090.00
	30 x 42	1995.00	2395.00
	30 x 48	2250.00	2665.00
	30 x 60	2795.00	3365.00
	30 x 72	3335.00	4045.00
	36 x 48	2720.00	3245.00
	36 x 60	3305.00	4005.00
	36 x 72	3925.00	4735.00
 Rounds	24"	840.00	980.00
	30"	1250.00	1485.00
	36"	1725.00	2070.00
	42"	2290.00	2765.00
	48"	2885.00	3495.00
	54"	3630.00	n/a
	60"	4495.00	n/a

Group I Granitz: Semi-gloss finish
Group II Translucents: Matte finish
Group II Quartzstone: Gloss finish
Group II Alumistone: Gloss finish
Group II Beachglass: Gloss finish
Group II Elements: Gloss finish
Group II Marbles: Gloss finish

* 54" and 60" round tables will have a seam down the middle of table.

[Bolted color numbers indicate black substrate. Non-bolted numbers indicate white substrate.]

GROUP I

Granitz:

Z47 Khaki
Z48 Sagebrush
Z49 Heather Green
Z50 Black Granitz
Z51 Gray Granitz
Z53 Blue Granitz
Z55 Brown Granitz
Z57 Stellar Blue
Z59 Suellia Green
Z60 Nutmeg
Z61 Harvest Sand
Z64 Lynne Star
Z65 Black Quarry
Z66 White Quartz
Z67 Golden Oak
Z70 Brownstone
Z71 Pezza
Z72 Gravel
Z73 Green Fleck
Z76 Saffron
Z79 Pistachio
Z80 Mahogany
Z81 Dark Chocolate
Z82 Milk Chocolate
Z83 Riverstone
Z85 Sable Shimmer
Z86 Moroccan Spice

GROUP II

Alumistone

U51 Wine
U52 Autumn
U53 Terrain
U54 Cobalt
U55 Amber Zest
U56 Pesto

Beachglass

BG1 Sugar Cube
BG3 Kiwi

Elements

E1 Midnight Sky
E2 Cosmic Carbonite
E4 First Frost
E6 Silver One
E8 Copper Radiance
E9 Gold Rush
E10 Galaxy
E11 Titanium
E13 New Super Nova
E15 New Copper Mist

Marble

R01 Metallo
R02 Grigio
R03 Carrara
R04 Crema
R05 Ardesia
R06 Ruggine
R07 Cielo
R08 Verde

Translucents

T50 Amethyst
T52 Topaz
T53 Sheer Peridot
T54 Crystal
T55 Sapphire

Quartzstone

Q50 Glacier
Q52 Blue Glass
Q53 Aqua Ice
Q54 Green Glass
Q55 Golden Ray
Q58 Mesa Gold [261 top only] ■
Q59 Sienna [261 top only] ■
Q60 Red
Q61 Mossy Stone
Q62 Coral Sand
Q63 Jade
Q64 Tide Pool
Q67 Mooncape

■ Colors Q58 and Q59 in 261 series are only available in these sizes and are intended for indoor use only: 24"RD, 30"RD, 36"RD, 42"RD, 24"x 24", 24"x 30", 24"x 42", 30"x 30", 30"x 42", 30" x 48", 36"x 36", 42"x 42",

265 Chamfer Series



Edge Dimension/Construction:






1-1/4" Chamfer Edge

Core Dimensions/Construction:

9/16" solid surface material. Base attached to 3/4" marine grade plywood substrate. 3" radius corners standard.

Options:

Umbrella hole - 2-1/8", specify UMB, add \$30.00.

TableTop Shape	Size	Group I	Group II
 Squares	24 x 24	840.00	980.00
	30 x 30	1245.00	1485.00
	36 x 36	1720.00	2070.00
	42 x 42	2305.00	2765.00
	48 x 48	2885.00	3495.00
 Rectangles	24 x 30	1190.00	1425.00
	24 x 36	1410.00	1690.00
	24 x 42	1625.00	1955.00
	24 x 48	1815.00	2190.00
	30 x 36	1730.00	2090.00
	30 x 42	1995.00	2395.00
	30 x 48	2250.00	2665.00
	30 x 60	2795.00	3365.00
	30 x 72	3335.00	4045.00
	36 x 48	2720.00	3245.00
	36 x 60	3305.00	4005.00
	36 x 72	3925.00	4735.00
 Rounds	24"	840.00	980.00
	30"	1250.00	1485.00
	36"	1725.00	2070.00
	42"	2290.00	2765.00
	48"	2885.00	3495.00
	54"	3630.00	n/a
	60"	4495.00	n/a

Group I Granitz: Semi-gloss finish
Group II Translucents: Matte finish
Group II Quartzstone: Gloss finish
Group II Alumistone: Gloss finish
Group II Beachglass: Gloss finish
Group II Elements: Gloss finish
Group II Marbles: Gloss finish


* 54" and 60" round tables will have a seam down the middle of table.



SierraSolid® Profile Series Table Tops

FOB: N. Tonawanda, NY 14120

266 Eased Edge Profile Series



Edge Dimension/Construction:






9/16" Eased Edge

Core Dimensions/Construction:

9/16" solid surface material. Base attached to 3/4" marine grade plywood substrate. Square corners standard.

Options:

Umbrella hole - 2-1/8", specify UMB, add \$30.00.

TableTop Shape	Size	Group I	Group II
 Squares	24 x 24	422.50	570.00
	30 x 30	675.00	930.00
	36 x 36	950.00	1285.00
	42 x 42	1285.00	1790.00
	48 x 48	1750.00	2355.00
 Rectangles	24 x 30	530.00	735.00
	24 x 36	640.00	862.50
	24 x 42	735.00	1010.00
	24 x 48	875.00	1180.00
	30 x 36	820.00	970.00
	30 x 42	950.00	1115.00
	30 x 48	1060.00	1430.00
	30 x 60	1330.00	1790.00
	30 x 72	1640.00	1910.00
	36 x 48	1330.00	1515.00
	36 x 60	1640.00	1910.00
 Rounds	36 x 72	1915.00	2585.00
	24"	422.50	570.00
	30"	675.00	930.00
	36"	950.00	1285.00
	42"	1285.00	1790.00
	48"	1750.00	2355.00
	54" *	2400.00	2790.00
	60" *	2945.00	3365.00
Group I Granitz: Semi-gloss finish * 54" and 60" round tables will have a seam down the middle of table.			
Group II Translucents: Matte finish			
Group II Quartzstone: Gloss finish			
Group II Alumistone: Gloss finish			
Group II Beachglass: Gloss finish			
Group II Elements: Gloss finish			
Group II Marbles: Gloss finish			

[Bolted color numbers indicate black substrate. Non-bolted numbers indicate white substrate.]

GROUP I

Granitz:

Z47 Khaki
Z48 Sagebrush
Z49 Heather Green
Z50 Black Granitz
Z51 Gray Granitz
Z53 Blue Granitz
Z55 Brown Granitz
Z57 Stellar Blue
Z59 Suellia Green
Z60 Nutmeg
Z61 Harvest Sand
Z64 Lynne Star
Z65 Black Quarry
Z66 White Quartz
Z67 Golden Oak
Z70 Brownstone
Z71 Pezza
Z72 Gravel
Z73 Green Fleck
Z76 Saffron
Z79 Pistachio
Z80 Mahogany
Z81 Dark Chocolate
Z82 Milk Chocolate
Z83 Riverstone
Z85 Sable Shimmer
Z86 Moroccan Spice

GROUP II

Alumistone

U51 Wine
U52 Autumn
U53 Terrain
U54 Cobalt
U55 Amber Zest
U56 Pesto

Beachglass

BG1 Sugar Cube
BG3 Kiwi

Elements

E1 Midnight Sky
E2 Cosmic Carbonite
E4 First Frost
E6 Silver One
E8 Copper Radiance
E9 Gold Rush
E10 Galaxy
E11 Titanium
E13 New Super Nova
E15 New Copper Mist

Marble

R01 Metallo
R02 Grigio
R03 Carrara
R04 Crema
R05 Ardesia
R06 Ruggine
R07 Cielo
R08 Verde

Translucents


T50 Amethyst
T52 Topaz
T53 Sheer Peridot
T54 Crystal
T55 Sapphire

Quartzstone

Q50 Glacier
Q52 Blue Glass
Q53 Aqua Ice
Q54 Green Glass
Q55 Golden Ray
Q58 Mesa Gold [261 top only] ■
Q59 Sienna [261 top only] ■
Q60 Red
Q61 Mossy Stone
Q62 Coral Sand
Q63 Jade
Q64 Tide Pool
Q67 Mooncape

■ Colors Q58 and Q59 in 261 series are only available in these sizes and are intended for indoor use only: 24"RD, 30"RD, 36"RD, 42"RD, 24"x 24", 24"x 30", 24"x 42", 30"x 30", 30"x 42", 30"x 48", 36"x 36", 42"x 42",

267 Knife Edge Profile Series



Edge Dimension/Construction:






9/16" Knife Edge

Core Dimensions/Construction:

9/16" solid surface material. Base attached to 3/4" marine grade plywood substrate. Square corners standard.

Options:


Umbrella hole - 2-1/8", specify UMB, add \$30.00.

TableTop Shape	Size	Group I	Group II
 Squares	24 x 24	422.50	570.00
	30 x 30	675.00	930.00
	36 x 36	950.00	1285.00
	42 x 42	1285.00	1790.00
	48 x 48	1750.00	2355.00
 Rectangles	24 x 30	530.00	735.00
	24 x 36	640.00	862.50
	24 x 42	735.00	1010.00
	24 x 48	875.00	1180.00
	30 x 36	820.00	970.00
	30 x 42	950.00	1115.00
	30 x 48	1060.00	1430.00
	30 x 60	1330.00	1790.00
	30 x 72	1640.00	1910.00
	36 x 48	1330.00	1515.00
	36 x 60	1640.00	1910.00
 Rounds	36 x 72	1915.00	2585.00
	24"	422.50	570.00
	30"	675.00	930.00
	36"	950.00	1285.00
	42"	1285.00	1790.00
	48"	1750.00	2355.00
	54" *	2400.00	2790.00
	60" *	2945.00	3365.00
Group I Granitz: Semi-gloss finish * 54" and 60" round tables will have a seam down the middle of table.			
Group II Translucents: Matte finish			
Group II Quartzstone: Gloss finish			
Group II Alumistone: Gloss finish			
Group II Beachglass: Gloss finish			
Group II Elements: Gloss finish			
Group II Marbles: Gloss finish			

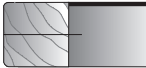


300 Series Table Tops | 311/313

311 1-1/4" Square Maple or Optional Red Oak Edge



Edge Dimension/Construction:








1-1/4" x 1-1/4" "picture frame" mitered corners. Slightly eased edges attached with brad and glue construction. Edge finished with semi-gloss, clear catalyzed vinyl sealer.

Core Dimensions/Construction:


1-1/8" premium grade particle board. Balanced with .020 backer sheet. Standard Corners: Square.

Options:

Maple edge standard. **Optional oak edge, specify "OE", add 5% to list price.** Optional 3-1/2" radius corners, add: \$25.00 per corner. Refer to Finish/Color Selector for stain colors and page 17 for Premier stain upcharge. Refer to page 288 for laminate pricing groups.

TableTop Shape	Size	Group I Laminate	Group II Laminate	Group III Laminate
 Square	18X18	300.00	305.00	325.00
	24X24	362.50	375.00	395.00
	30X30	410.00	417.50	455.00
	36X36	505.00	515.00	570.00
	42X42	600.00	610.00	685.00
	48X48	735.00	745.00	852.50
 Rectangles	24X30	362.50	375.00	410.00
	24X36	427.50	432.50	480.00
	24X42	490.00	495.00	540.00
	24X48	540.00	555.00	605.00
	30X36	505.00	515.00	565.00
	30X42	515.00	525.00	580.00
	30X48	585.00	600.00	665.00
	30X60	730.00	740.00	810.00
	30X72	900.00	915.00	1000.00
	30X96	1180.00	1210.00	1340.00
	36X48	645.00	660.00	740.00
	36X60	820.00	840.00	940.00
	36X72	970.00	995.00	1115.00
	36X96	1300.00	1335.00	1490.00
	 Rounds	24"	490.00	500.00
30"		555.00	570.00	595.00
36"		595.00	605.00	655.00
42"		725.00	740.00	795.00
48"		785.00	800.00	875.00
54"		1135.00	1160.00	1300.00
 Race Track	60"	1275.00	1305.00	1475.00
	Ovals & V-Boat	61.75	Add 10%	Add 30%
	\$ Per Sq. Ft.			
	Maximum 60" width			

313 1-1/4" x 1-1/4" Square Exposed Maple Edge with Trimmed Laminate Overlay or Optional Red Oak



Edge Dimension/Construction:








1-1/4" x 1-1/4" Square exposed maple edge with trimmed laminate overlay. Slightly eased edges attached with brad and glue construction. Edge finished with semi-gloss; clear catalyzed vinyl sealer.

Core Dimensions/Construction:

1-1/8" premium grade particle board. Balanced with .020 backer sheet. Standard Corners: Square.

Options:


Maple edge standard. **Optional oak edge, specify "OE", add 5% to list price.** Optional 3-1/2" radius corners, add: \$25.00 per corner. Refer to Finish/Color Selector for stain colors and page 17 for Premier stain upcharge. Refer to page 288 for laminate pricing groups.

TableTop Shape	Size	Group I Laminate	Group II Laminate	Group III Laminate
 Squares	18X18	285.00	292.50	315.00
	24X24	355.00	357.50	395.00
	30X30	400.00	405.00	445.00
	36X36	485.00	500.00	560.00
	42X42	590.00	600.00	680.00
	48X48	720.00	735.00	840.00
 Rectangles	24X30	352.50	357.50	400.00
	24X36	410.00	422.50	465.00
	24X42	470.00	482.50	530.00
	24X48	530.00	540.00	595.00
	30X36	490.00	500.00	550.00
	30X42	500.00	515.00	565.00
	30X48	575.00	590.00	655.00
	30X60	715.00	730.00	800.00
	30X72	885.00	900.00	990.00
	30X96	1170.00	1190.00	1340.00
	36X48	632.50	647.50	725.00
	36X60	810.00	827.50	930.00
	36X72	960.00	980.00	1105.00
	36X96	1290.00	1325.00	1480.00
 Rounds	24"	480.00	495.00	520.00
	30"	555.00	565.00	585.00
	36"	580.00	590.00	645.00
	42"	720.00	735.00	790.00
	48"	770.00	790.00	860.00
	54"	1135.00	1155.00	1290.00
 Race Track	60"	1170.00	1195.00	1345.00
	Ovals & V-Boat	61.75	Add 10%	Add 30%
	\$ Per Sq. Ft.			
	Maximum 60" width			

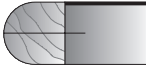


300 Series Table Tops | 315/321

315 1-1/4" Bullnose Maple or Optional Red Oak Edge



Edge Dimension/Construction:



1-1/4" x 1-1/4" "picture frame" mitered corners. Bullnose edge attached with brad and glue construction. Edge finished with semi-gloss, clear catalyzed vinyl sealer.

Core Dimensions/Construction:


1-1/8" premium grade particle board. Balanced with .020 backer sheet. Standard Corners: Square.

Options:

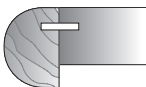
Maple edge standard. **Optional oak edge, specify "OE", add 5% to list price.** Optional 3-1/2" radius corners, add: \$25.00 per corner. Refer to Finish/Color Selector for stain colors and page 17 for Premier stain upcharge. Refer to page 288 for laminate pricing groups.

TableTop Shape	Size	Group I Laminate	Group II Laminate	Group III Laminate
Square	18X18	300.00	305.00	325.00
	24X24	362.50	375.00	395.00
	30X30	410.00	417.50	455.00
	36X36	505.00	515.00	570.00
	42X42	600.00	610.00	685.00
	48X48	735.00	745.00	852.50
Rectangles	24X30	362.50	375.00	410.00
	24X36	427.50	432.50	480.00
	24X42	490.00	495.00	540.00
	24X48	540.00	555.00	605.00
	30X36	505.00	515.00	565.00
	30X42	515.00	525.00	580.00
	30X48	585.00	600.00	665.00
	30X60	730.00	740.00	810.00
	30X72	900.00	915.00	1000.00
	30X96	1180.00	1210.00	1340.00
	36X48	645.00	660.00	740.00
	36X60	820.00	840.00	940.00
	36X72	970.00	995.00	1115.00
	36X96	1300.00	1335.00	1490.00
Rounds	24"	490.00	500.00	515.00
	30"	555.00	570.00	595.00
	36"	595.00	605.00	655.00
	42"	725.00	740.00	795.00
	48"	785.00	800.00	875.00
	54"	1135.00	1160.00	1300.00
Race Track	60"	1275.00	1305.00	1475.00
	Ovals & V-Boat	61.75	Add 10%	Add 30%
		\$ Per Sq. Ft.		
		Maximum 60" width		

321 1-3/4" x 1-1/4" Bullnose Maple or Optional Red Oak Edge



Edge Dimension/Construction:



1-1/4" x 1-3/4" "picture frame" style with mitered corners. Large bullnosed edge attached with unitized spline and glue construction. Edge finished with semi-gloss, clear catalyzed vinyl sealer.

Core Dimensions/Construction:

1-1/8" premium grade particle board. Balanced with .020 backer sheet. Standard Corners: Square.

Options:


Maple edge standard. **Optional oak edge, specify "OE", add 5% to list price.** Optional 3-1/2" radius corners, add: \$25.00 per corner. Refer to Finish/Color Selector for stain colors and page 17 for Premier stain upcharge. Refer to page 288 for laminate pricing groups.

TableTop Shape	Size	Group I Laminate	Group II Laminate	Group III Laminate
Squares	24X24	445.00	450.00	480.00
	30X30	535.00	550.00	595.00
	36X36	655.00	665.00	765.00
	42X42	800.00	815.00	895.00
	48X48	910.00	925.00	1025.00
	48X96	1180.00	1210.00	1340.00
Rectangles	24X30	480.00	495.00	525.00
	24X36	535.00	550.00	595.00
	24X42	590.00	605.00	650.00
	24X48	645.00	650.00	710.00
	30X36	610.00	625.00	665.00
	30X42	635.00	650.00	705.00
	30X48	705.00	715.00	785.00
	30X60	950.00	980.00	1065.00
	30X72	1070.00	1085.00	1210.00
	30X96	1440.00	1460.00	1665.00
	36X48	815.00	885.00	930.00
	36X60	1110.00	1130.00	1275.00
	36X72	1200.00	1220.00	1340.00
	36X96	1340.00	1630.00	1830.00
Rounds	24"	580.00	595.00	610.00
	30"	660.00	670.00	720.00
	36"	790.00	800.00	840.00
	42"	860.00	890.00	950.00
	48"	940.00	955.00	1040.00
	54"	1350.00	1370.00	1485.00
Race Track	60"	1465.00	1505.00	1605.00
	Ovals & V-Boat	69.70	Add 10%	Add 30%
		\$ Per Sq. Ft.		
		Maximum 60" width		



300 Series Table Tops | 330/331

330 1-1/4" x 2-1/2" Bullnose Maple or Optional Red Oak Edge



Edge Dimension/Construction:









1-1/4" x 2-1/2" "picture frame" style with mitered corners. Bullnose edge attached with spline and glue construction. Edge finished with semi-gloss, clear catalyzed vinyl sealer.

Core Dimensions/Construction:


1-1/8" premium grade particle board. Balanced with .020 backer sheet. Standard Corners: Square.

Options:

Maple edge standard. **Optional oak edge, specify "OE", add 5% to list price.** Optional 3-1/2" radius corners, add: \$25.00 per corner. Refer to Finish/Color Selector for stain colors and page 17 for Premier stain upcharge. Refer to page 288 for laminate pricing groups.

TableTop Shape	Size	Group I Laminate	Group II Laminate	Group III Laminate
 Squares	24X24	445.00	450.00	480.00
	30X30	535.00	550.00	595.00
	36X36	655.00	665.00	765.00
	42X42	800.00	815.00	895.00
	48X48	910.00	925.00	1025.00
 Rectangles	24X30	480.00	495.00	525.00
	24X36	535.00	550.00	595.00
	24X42	590.00	605.00	650.00
	24X48	645.00	650.00	710.00
	30X36	610.00	625.00	665.00
	30X42	635.00	650.00	705.00
	30X48	705.00	715.00	785.00
	30X60	950.00	980.00	1065.00
	30X72	1070.00	1085.00	1210.00
	30X96	1440.00	1460.00	1665.00
	36X48	815.00	885.00	930.00
	36X60	1110.00	1130.00	1275.00
	36X72	1200.00	1220.00	1340.00
 Rounds	36X96	1340.00	1630.00	1830.00
	24"	580.00	595.00	610.00
	30"	660.00	670.00	720.00
	36"	790.00	800.00	840.00
	42"	860.00	890.00	950.00
	48"	940.00	955.00	1040.00
	54"	1350.00	1370.00	1485.00
	60"	1465.00	1505.00	1605.00
 Race Track		73.80	Add 10%	Add 30%
 Ovals & V-Boat				
		\$ Per Sq. Ft.		
 Maximum 60" width				

331 1-1/4" x 2-1/2" Square Maple or Optional Red Oak Edge



Edge Dimension/Construction:









1-1/4" x 2-1/2" with "picture frame" style and mitered corners. Slightly eased edge attached with unitized spline and glue construction. Edge finished with semigloss, clear catalyzed vinyl sealer.

Core Dimensions/Construction:

1-1/8" premium grade particle board. Balanced with .020 backer sheet. Standard Corners: Square.

Options:


Maple edge standard. **Optional oak edge, specify "OE", add 5% to list price.** Optional 3-1/2" radius corners, add: \$25.00 per corner. Refer to Finish/Color Selector for stain colors and page 17 for Premier stain upcharge. Refer to page 288 for laminate pricing groups.

TableTop Shape	Size	Group I Laminate	Group II Laminate	Group III Laminate
 Squares	24X24	445.00	450.00	480.00
	30X30	535.00	550.00	595.00
	36X36	655.00	665.00	765.00
	42X42	800.00	815.00	895.00
	48X48	910.00	925.00	1025.00
 Rectangles	24X30	480.00	495.00	525.00
	24X36	535.00	550.00	595.00
	24X42	590.00	605.00	650.00
	24X48	645.00	650.00	710.00
	30X36	610.00	625.00	665.00
	30X42	635.00	650.00	705.00
	30X48	705.00	715.00	785.00
	30X60	950.00	980.00	1065.00
	30X72	1070.00	1085.00	1210.00
	30X96	1440.00	1460.00	1665.00
	36X48	815.00	885.00	930.00
	36X60	1110.00	1130.00	1275.00
	36X72	1200.00	1220.00	1340.00
 Rounds	36X96	1340.00	1630.00	1830.00
	24"	580.00	595.00	610.00
	30"	660.00	670.00	720.00
	36"	790.00	800.00	840.00
	42"	860.00	890.00	950.00
	48"	940.00	955.00	1040.00
	54"	1350.00	1370.00	1485.00
	60"	1465.00	1505.00	1605.00
 Race Track		69.70	Add 10%	Add 30%
 Ovals & V-Boat				
		\$ Per Sq. Ft.		
 Maximum 60" width				

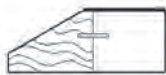


300 Series Table Tops | 333/350

333 1-1/4" x 2-1/2" Maple Reverse Square Knife or Optional Red Oak Edge



Edge Dimension/Construction:



1-1/4" x 2-1/2" Reverse square knife edge. Edge attached with unitized spline and glue construction. Edge finished with semi-gloss, clear catalyzed vinyl sealer.

Core Dimensions/Construction:


1-1/8" premium grade particle board. Balanced with .020 backer sheet. Standard Corners: Square.

Options:

Maple edge standard. **Optional oak edge, specify "OE", add 5% to list price.** Optional 3-1/2" radius corners, add: \$25.00 per corner. Refer to Finish/Color Selector for stain colors and page 17 for Premier stain upcharge. Refer to page 288 for laminate pricing groups.

TableTop Shape	Size	Group I Laminate	Group II Laminate	Group III Laminate
Squares	24X24	445.00	450.00	480.00
	30X30	535.00	550.00	595.00
	36X36	655.00	665.00	765.00
	42X42	800.00	815.00	895.00
	48X48	910.00	925.00	1025.00
Rectangles	24X30	480.00	495.00	525.00
	24X36	535.00	550.00	595.00
	24X42	590.00	605.00	650.00
	24X48	645.00	650.00	710.00
	30X36	610.00	625.00	665.00
	30X42	635.00	650.00	705.00
	30X48	705.00	715.00	785.00
	30X60	950.00	980.00	1065.00
	30X72	1070.00	1085.00	1210.00
	30X96	1440.00	1460.00	1665.00
	36X48	815.00	885.00	930.00
	36X60	1110.00	1130.00	1275.00
	36X72	1200.00	1220.00	1340.00
	36X96	1340.00	1630.00	1830.00
Rounds	24"	580.00	595.00	610.00
	30"	660.00	670.00	720.00
	36"	790.00	800.00	840.00
	42"	860.00	890.00	950.00
	48"	940.00	955.00	1040.00
	54"	1350.00	1370.00	1485.00
	60"	1465.00	1505.00	1605.00
Race Track		69.70	Add 10%	Add 30%
Ovals & V-Boat				
		\$ Per Sq. Ft.		
Maximum 60" width				

350 Bullnose Birchply



Edge Dimension/Construction:



1-1/4" 21 ply Birchwood. Bullnose edge. Edge finished with semi-gloss, clear catalyzed vinyl sealer. Note: maximum size 60".

Core Dimensions/Construction:

1-1/8" 21 ply Birchwood. Balanced with .020 backer sheet. Standard Corners: Square.

Options:

Optional 3-1/2" radius corners, add: \$10.00 per corner. Refer to Finish/Color Selector for stain colors and page 17 for Premier stain upcharge. Refer to page 288 for laminate pricing groups.


Note: Dark line between laminate and ply edge will vary in shade/darkness based on laminate and stain selection.

TableTop Shape	Size	Group I Laminate	Group II Laminate	Group III Laminate
Squares	18X18	225.50	230.00	245.00
	24X24	277.50	282.50	315.00
	30X30	385.00	390.00	427.50
	36X36	595.00	605.00	655.00
	42X42	790.00	800.00	875.00
	48X48	915.00	935.00	1005.00
Rectangles	24X30	352.50	357.50	385.00
	24X36	405.00	417.50	460.00
	24X42	480.00	500.00	525.00
	24X48	535.00	550.00	605.00
	30X36	525.00	535.00	565.00
	30X42	570.00	575.00	655.00
	30X48	655.00	665.00	715.00
	30X60	835.00	845.00	915.00
	30X72	1370.00	1390.00	1450.00
	30X96	1790.00	1820.00	1885.00
	36X48	680.00	690.00	740.00
	36X60	990.00	1005.00	1075.00
Rounds	18"	217.50	225.00	245.00
	24"	325.00	332.50	352.50
	30"	445.00	460.00	495.00
	36"	655.00	665.00	710.00
	42"	1005.00	1025.00	1080.00
	48"	1110.00	1135.00	1225.00
	54"	1625.00	1665.00	1785.00
	60"	1800.00	1830.00	1970.00
Race Track		83.05	Add 10%	Add 30%
Ovals & V-Boat				
		\$ Per Sq. Ft.		
Maximum 60" width				



300 Series Table Tops | 351/352

351 1-1/4" Birchply Knife Edge



Edge Dimension/Construction:






1-1/4" 21 ply Birchwood knife edge.
Edge finished with semi-gloss, clear
catalyzed vinyl sealer. Maximum
size is 60".

Core Dimensions/Construction:


1-1/8" 21 ply birchwood. Balanced with .020 backer sheet.
Standard Corners: Square.

Options:

Optional 3-1/2" radius corners, add: \$10.00 per corner.
Refer to Finish/Color Selector for stain colors and page
17 for Premier stain upcharge. Refer to page 288 for
laminating pricing groups.

TableTop Shape	Size	Group I Laminate	Group II Laminate	Group III Laminate
 Squares	24X24	277.50	282.50	315.00
	30X30	385.00	390.00	427.50
	36X36	595.00	605.00	655.00
	42X42	790.00	800.00	875.00
	48X48	915.00	935.00	1005.00
 Rectangles	24X30	352.50	357.50	385.00
	24X36	405.00	417.50	460.00
	24X42	480.00	500.00	525.00
	24X48	535.00	550.00	605.00
	30X36	525.00	535.00	565.00
	30X42	570.00	575.00	655.00
	30X48	655.00	665.00	715.00
	30X60	835.00	845.00	915.00
	30X72	1370.00	1390.00	1450.00
	30X96	1790.00	1820.00	1885.00
	36X48	680.00	690.00	740.00
	36X60	990.00	1005.00	1075.00
	36X72	1345.00	1365.00	1455.00
 Rounds	36X96	1750.00	1790.00	1900.00
	24"	325.00	332.50	352.50
	30"	445.00	460.00	495.00
	36"	655.00	665.00	710.00
	42"	1005.00	1025.00	1080.00
	48"	1110.00	1135.00	1225.00
	54"	1625.00	1665.00	1785.00
	60"	1800.00	1830.00	1970.00
Race Track		83.05	Add 10%	Add 30%
 Oval & V-Boats		\$Per Sq. Ft.		
 Maximum 60" width				

352 1-1/4" Reverse Knife Birchply Edge



Edge Dimension/Construction:






1-1/4" 21 ply Birchwood.
Reverse knife edge. Edge
finished with semi-gloss,
clear catalyzed vinyl sealer.
Maximum size 60".

Core Dimensions/Construction:

1-1/8" 21 ply Birchwood. Balanced with .020 backer sheet.
Standard Corners: Square.

Options:


Optional 3-1/2" radius corners, add: \$10.00 per corner.
Refer to Finish/Color Selector for stain colors and page
17 for Premier stain upcharge. Refer to page 288 for
laminating pricing groups.

TableTop Shape	Size	Group I Laminate	Group II Laminate	Group III Laminate
 Squares	24X24	277.50	282.50	315.00
	30X30	385.00	390.00	427.50
	36X36	595.00	605.00	655.00
	42X42	790.00	800.00	875.00
	48X48	915.00	935.00	1005.00
 Rectangles	24X30	352.50	357.50	385.00
	24X36	405.00	417.50	460.00
	24X42	480.00	500.00	525.00
	24X48	535.00	550.00	605.00
	30X36	525.00	535.00	565.00
	30X42	570.00	575.00	655.00
	30X48	655.00	665.00	715.00
	30X60	835.00	845.00	915.00
	30X72	1370.00	1390.00	1450.00
	30X96	1790.00	1820.00	1885.00
	36X48	680.00	690.00	740.00
	36X60	990.00	1005.00	1075.00
	36X72	1345.00	1365.00	1455.00
 Rounds	36X96	1750.00	1790.00	1900.00
	24"	325.00	332.50	352.50
	30"	445.00	460.00	495.00
	36"	655.00	665.00	710.00
	42"	1005.00	1025.00	1080.00
	48"	1110.00	1135.00	1225.00
	54"	1625.00	1665.00	1785.00
	60"	1800.00	1830.00	1970.00
Race Track		83.05	Add 10%	Add 30%
 Ovals & V-Boat		\$ Per Sq. Ft.		
 Maximum 60" width				



300 Series Table Tops | 353/354

353 Bullnose Slimline Birchply



Edge Dimension/Construction:



3/4" 11 ply Birchwood.
Bullnose edge.
Edge finished with semi-gloss,
clear catalyzed vinyl sealer.
Note: maximum size 60".






Core Dimensions/Construction:

5/8" 11 ply Birchwood. Balanced with .020 backer sheet.
Standard Corners: Square.


Options:

Optional 3-1/2" radius corners, add: \$10.00 per corner.
Refer to Finish/Color Selector for stain colors and page
17 for Premier stain upcharge. Refer to page 288 for
laminite pricing groups.

Note: Dark line between laminate and ply edge will vary in
shade/darkness based on laminate and stain selection.

TableTop Shape	Size	Group I Laminate	Group II Laminate	Group III Laminate
 Square	18X18	180.00	185.00	200.00
	24X24	212.50	225.00	240.00
	30X30	260.00	265.00	300.00
	36X36	325.00	337.50	377.50
	42X42	505.00	520.00	570.00
	48X48	665.00	675.00	755.00
	24X30	270.00	282.50	305.00
	24X36	282.50	300.00	332.50
	24X42	332.50	342.50	380.00
	24X48	380.00	390.00	422.50
	30X36	400.00	410.00	455.00
	30X42	427.50	440.00	500.00
	30X48	485.00	500.00	547.50
	30X60	610.00	627.50	665.00
	30X72	1090.00	1110.00	1185.00
	30X96	1345.00	1385.00	1435.00
	36X48	520.00	535.00	585.00
	36X60	695.00	720.00	780.00
 Rounds	36X72	895.00	915.00	997.50
	36X96	1305.00	1345.00	1450.00
	18"	180.00	185.00	200.00
	24"	240.00	250.00	277.50
	30"	305.00	320.00	347.50
	36"	410.00	422.50	460.00
	42"	695.00	720.00	795.00
 Ovals & V-Boat	48"	775.00	800.00	880.00
	54"	1060.00	1095.00	1230.00
	60"	1225.00	1270.00	1370.00
	Race Track	72.80	Add 10%	Add 30%
	Ovals & V-Boat			
	\$ Per Sq. Ft.			
	Maximum 60" width			

354 Knife Slimline Birchply



Edge Dimension/Construction:








3/4" 11 ply Birchwood knife edge.
Edge finished with semi-gloss,
clear catalyzed vinyl sealer.
Maximum size is 60".

Core Dimensions/Construction:

5/8" 11 ply birchwood. Balanced with .020 backer sheet.
Standard Corners: Square.

Options:


Optional 3-1/2" radius corners, add: \$10.00 per corner.
Refer to Finish/Color Selector for stain colors and page
17 for Premier stain upcharge. Refer to page 288 for
laminite pricing groups.

TableTop Shape	Size	Group I Laminate	Group II Laminate	Group III Laminate
 Square	18X18	180.00	185.00	200.00
	24X24	212.50	225.00	240.00
	30X30	260.00	265.00	300.00
	36X36	325.00	337.50	377.50
	42X42	505.00	520.00	570.00
	48X48	665.00	675.00	755.00
	24X30	270.00	282.50	305.00
	24X36	282.50	300.00	332.50
	24X42	332.50	342.50	380.00
	24X48	380.00	390.00	422.50
	30X36	400.00	410.00	455.00
	30X42	427.50	440.00	500.00
	30X48	485.00	500.00	547.50
	30X60	610.00	627.50	665.00
	30X72	1090.00	1110.00	1185.00
	30X96	1345.00	1385.00	1435.00
	36X48	520.00	535.00	585.00
	36X60	695.00	720.00	780.00
 Rounds	36X72	895.00	915.00	997.50
	36X96	1305.00	1345.00	1450.00
	18"	180.00	185.00	200.00
	24"	240.00	250.00	277.50
	30"	305.00	320.00	347.50
	36"	410.00	422.50	460.00
	42"	695.00	720.00	795.00
 Ovals & V-Boat	48"	775.00	800.00	880.00
	54"	1060.00	1095.00	1230.00
	60"	1225.00	1270.00	1370.00
	Race Track	72.80	Add 10%	Add 30%
	Ovals & V-Boat			
	\$ Per Sq. Ft.			
	Maximum 60" width			



300 Series Table Tops | 355

355 Square Slimline Birchply



Edge Dimension/Construction:








3/4" 11 ply Birchwood.
Square edge. Edge finished
with semi-gloss, clear
catalyzed vinyl sealer.
Maximum size 60".

Core Dimensions/Construction:

5/8" 11 ply Birchwood. Balanced with .020 backer sheet.
Standard Corners: Square.

Options:


Optional 3-1/2" radius corners, add: \$10.00 per corner.
Refer to Finish/Color Selector for stain colors and page
17 for Premier stain upcharge. Refer to page 288 for
laminite pricing groups.

TableTop Shape	Size	Group I Laminate	Group II Laminate	Group III Laminate
 Square	18X18	180.00	185.00	200.00
	24X24	212.50	225.00	240.00
	30X30	260.00	265.00	300.00
	36X36	325.00	337.50	377.50
	42X42	505.00	520.00	570.00
	48X48	665.00	675.00	755.00
 Rectangle	24X30	270.00	282.50	305.00
	24X36	282.50	300.00	332.50
	24X42	332.50	342.50	380.00
	24X48	380.00	390.00	422.50
	30X36	400.00	410.00	455.00
	30X42	427.50	440.00	500.00
	30X48	485.00	500.00	547.50
	30X60	610.00	627.50	665.00
	30X72	1090.00	1110.00	1185.00
	30X96	1345.00	1385.00	1435.00
	36X48	520.00	535.00	585.00
	36X60	695.00	720.00	780.00
	36X72	895.00	915.00	997.50
	36X96	1305.00	1345.00	1450.00
 Rounds	18"	180.00	185.00	200.00
	24"	240.00	250.00	277.50
	30"	305.00	320.00	347.50
	36"	410.00	422.50	460.00
	42"	695.00	720.00	795.00
	48"	775.00	800.00	880.00
	54"	1060.00	1095.00	1230.00
	60"	1225.00	1270.00	1370.00
 Race Track		72.80	Add 10%	Add 30%
	Ovals & V-Boat			
	\$ Per Sq. Ft.			
	Maximum 60" width			



370, 371, 372 Series | Butcher Block

FOB Bloomington, MN 55431



Edge styles shown in maple

1-1/2" THICK SOLID BEECH BUTCHER BLOCK

table tops are manufactured with continuous staves with no end-to-end joints. All lumber is air dried for a minimum of 90 days and is then kiln dried to a moisture content of 6-8% prior to processing. Tops are finished with a two-product polyurethane system for an exceptionally hard, durable surface.


- All 370 Series priced in beech as standard.
- Optional Maple, call for pricing.
- Optional Red Oak, add 5% to any of the below pricing. Specify "OAK".
- Optional 3-1/2" radiused corners, add: \$30.00 per corner on all 370 series tops.
- Refer to Finish/Color Selector for stain colors and page 17 for Premier stain upcharge.



Beech (Standard)



Maple (Optional)



Red Oak (Optional)






370 Beech Butcher Block, 1-1/2" Eased Edge



371 Beech Butcher Block, 1-1/2" Bullnose Edge



372 Beech Butcher Block, 1-1/2" Ogee Edge


Shape	Size	Natural Finish	Standard Stain
	24 x 24	335.00	385.00
	30 x 30	520.00	570.00
	36 x 36	750.00	800.00
	42 x 42	1020.00	1070.00
	48 x 48	1330.00	1380.00
	24 x 30	415.00	465.00
	24 x 36	500.00	550.00
	24 x 42	585.00	635.00
	24 x 48	665.00	715.00
	30 x 36	625.00	675.00
	30 x 42	730.00	780.00
	30 x 48	835.00	885.00
	30 X 60	1040.00	1090.00
	30 X 72	1250.00	1300.00
	30 x 96	1835.00	1885.00
	36 x 48	1000.00	1050.00
	36 x 60	1250.00	1300.00
	36 x 72	1500.00	1550.00
	36 x 96	2170.00	2220.00
	24"	335.00	385.00
	30"	520.00	570.00
	36"	750.00	800.00
	42"	1020.00	1070.00
	48"	1330.00	1380.00
	54"	1685.00	1735.00
	60"	2080.00	2130.00



390 & 395 Series | Plank

FOB Cleveland, OH 44114

390 & 395 Plank Style Wood Tops



395 series shown

1-1/4" and 1-3/4" THICK SOLID MAPLE PLANK STYLE TABLE TOPS

Table tops are manufactured in solid maple planks, with 3" to 4" wide continuous planks and no end-to-end joints. All lumber is air dried for a minimum of 90 days and is then kiln dried to a moisture content of 6-8% prior to processing. Tables are finished using a two-product polyurethane system for an exceptionally hard, durable finish.

- All 390 and 395 Series tables priced in maple as standard
- For optional Red Oak or White Oak, contact MTS for details.
- Optional 3-1/2" radius corners, add \$30.00 per corner.
- Refer to Finish/Color Selector for stain colors and page 17 for Premier stain upcharge.



Maple - Standard






White Oak - Optional
Call for pricing.






Optional Custom Logo Disk


Personalize your plank style tables with a custom logo maple disk inserted into each table. Contact MTS for additional details. \$800 list one time set-up fee.

390 1-1/4" Eased Edge Plank Style

TableTop Shape	Size	Natural Finish	Standard Stain
 Squares	24 x 24	655.00	720.00
	30 x 30	1025.00	1125.00
	36 x 36	1475.00	1615.00
	42 x 42	2005.00	2200.00
	48 x 48	2615.00	2875.00
 Rectangles	24 x 30	820.00	900.00
	24 x 36	985.00	1080.00
	24 x 42	1145.00	1260.00
	24 x 48	1310.00	1440.00
	30 x 36	1230.00	1350.00
	30 x 42	1435.00	1575.00
	30 x 48	1635.00	1795.00
	30 x 60	2045.00	2245.00
	30 x 72	2455.00	2695.00
	30 x 96	3270.00	3590.00
	36 x 48	1965.00	2155.00
	36 x 60	2455.00	2695.00
	36 x 72	2945.00	3235.00
 Rounds	36 x 96	3925.00	4310.00
	24"	655.00	720.00
	30"	1025.00	1125.00
	36"	1475.00	1615.00
	42"	2005.00	2200.00
	48"	2625.00	2875.00
	54"	3310.00	3635.00
	60"	4090.00	4490.00

395 1-3/4" Eased Edge Plank Style

TableTop Shape	Size	Natural Finish	Standard Stain
 Squares	24 x 24	720.00	785.00
	30 x 30	1125.00	1225.00
	36 x 36	1615.00	1760.00
	42 x 42	2200.00	2400.00
	48 x 48	2875.00	3130.00
 Rectangles	24 x 30	900.00	985.00
	24 x 36	1080.00	1175.00
	24 x 42	1260.00	1370.00
	24 x 48	1440.00	1565.00
	30 x 36	1350.00	1470.00
	30 x 42	1575.00	1715.00
	30 x 48	1795.00	1955.00
	30 x 60	2245.00	2450.00
	30 x 72	2695.00	2935.00
	30 x 96	3590.00	3915.00
	36 x 48	2155.00	2350.00
	36 x 60	2695.00	2935.00
	36 x 72	3235.00	3520.00
 Rounds	36 x 96	4310.00	4695.00
	24"	720.00	785.00
	30"	1125.00	1225.00
	36"	1615.00	1760.00
	42"	2200.00	2400.00
	48"	2875.00	3130.00
	54"	3635.00	3965.00
	60"	4490.00	4890.00



All MTS 390 and 395 series plank style tables feature galvanized steel stabilizers. These stabilizers are inset against the grain and attached at an angle, allowing the wood staves to expand and contract naturally while maintaining a flat table surface.



Fold-A-Leaf® | Table Tops and Connectors

Square to Round Custom Sizes Not Available



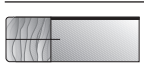
205/Foam Padded

30x30 to 42R	34x34 to 48R	36x36 to 51R	42x42 to 60R
670.00	800.00	810.00	865.00



210/Self Edge *

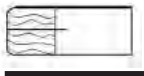
30x30 to 42R	34x34 to 48R	36x36 to 51R	42x42 to 60R
800.00	850.00	865.00	970.00



311 or 311/315 Wood Edge ♦ ♦ ♦ 313 Wood Edge ♦ ♦ ♦

30x30 to 42R	34x34 to 48R	36x36 to 51R	42x42 to 60R
1470.00	1720.00	1945.00	2065.00

• *Note: Inside edge of leaf done in self-edge. Edge on center table done in 311 or 313 only. Outside edge of leaf done in 311, 313, or 315 wood edge. Specify (ME) for standard Maple. For optional Oak, specify (OE) and add 5% to list price. Refer to Finish/Color Selector for stain colors and page 17 for Premier stain upcharge.*



Square to Rectangle




205/Foam Padded

36x36 to 36x54
790.00



210/Self Edge ♦ ♦ ♦

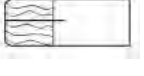
36x36 to 36x54
815.00



311 or 311/315 Wood Edge ♦ ♦ ♦ 313 Wood Edge ♦ ♦ ♦


36x36 to 36x54
1905.00

• *Note: Inside edge of leaf done in self-edge. Edge on center table done in 311 or 313 only. Outside edge of leaf done in 311, 313, or 315 wood edge. Specify (ME) for standard Maple. For optional Oak, specify (OE) and add 5% to list price. Refer to Finish/Color Selector for stain colors and page 17 for Premier stain upcharge.*



* Priced in Group I. Group II add 10%. Group III add 30%.

♦ Additional custom square to rectangle or rectangle to rectangle may be available, contact the MTS Sales Department with your dimensional requirements and quantity for pricing.



Square to Round shown. Base not included in above prices.




Positive Locking Table Connectors

The quick, safe way to connect tables. This steel lever and latch system lines up and securely locks tables together, resulting in a single, sturdy, flat surface.

Specify: SureLock® Table Connectors (SLC). For quotation, contact MTS with table sizes, shapes, and edge dimensions of the edges to be connected.

Not available due to edge style on table models: 211, 234, 250, 255, 260, 261, 262, 264, 265, 315, 321, 330, 333, 350, 351, 352, 371, 372, 376, and 377.

Note: on 232 and 202 edge a slight reveal or space will be present when using SureLock Table connectors.





Flip Top Table Mechanism

Flip top table base option allows for space saving storage, easier access for cleaning under table, and frees up floorspace for other events when tables are not needed.

Maximum table size: 42" round or square.




FLIP TOP - REMOVEABLE

Specify "FTR" with table base model number.

Add: \$138.50 to standard table base price. For use on round or square style table tops.

This model allows the top to flip up and be lifted off/removed from the base without any tools. The top half of the flip top mechanism remains attached to the tabletop when the top is removed. This allows the table top to be stored separately from the base when not in use.



FLIP TOP - NON REMOVEABLE

Specify "FTM" with table base model number.

Add: \$138.50 to standard table base price. For use on round or square style table tops.

This model allows the top to flip up and remain attached to the base for storage when not in use.

Available on 2LS, 3LS, 4LS inch columns.

Construction for both flip top mechanisms

2 each, heavy duty formed plates (7 gauge, 3/16" thick) cold rolled steel connected to the base and top. Locks into place when flipped down with a threaded knob for easy and secure attachment.

Table SHOX | Optional Self Adjusting Table Base Glides

STOP WOBBLY TABLES

with our Automatic Self Adjusting Glides.

The permanent solution to a persistent problem: tables that rock.
Established and proven technologies. Accept no substitute!



- Easy to install
- Automatically re-adjust each time the table is moved
- Keep all contact points touching the floor
- Correct for uneven or irregular surface
- Correct for variation in table base assembly
- Function with Hydraulic Mechanism
- Automatically adjust up to 5/16"
- Swivel feature for increased stability
- Indoor and outdoor (with cap) use
- Sturdy construction: steel, polyurethane, and impact-resistant nylon
- 400 lb. load capacity per set of 4



Optional self adjusting glides.

Specify "ONL" with your table base model.

For pricing see "options" on the following pages of table bases.

Note: Table SHOX glides add 3/4" to overall table height.

Laborsaver Base Feature

LABORSAVER BASES SAVE YOU TIME!

All MTS table bases with 2", 3" or 4" columns feature laborsaver assembly.



Deep drawn cold rolled 12 gauge top plate welded 360° to 2", 3", or 4" columns.



Place base onto welded 2" bolt.



Attach lock washer and nut. Adjustable glides are already installed.



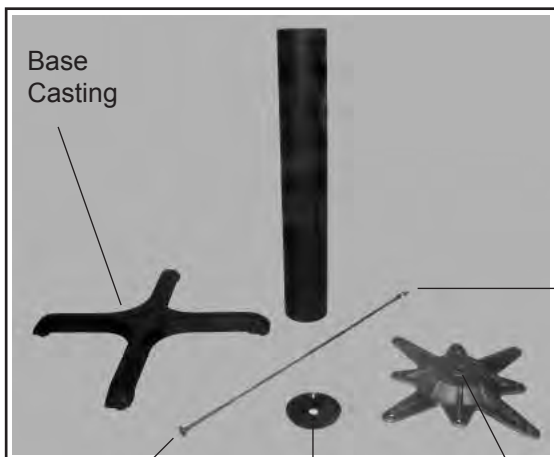
Tighten and... **Mission accomplished!**

If time is of the essence, our laborsaver bases will help you cut your assembly time in half! The conventional base typically takes up to 5 minutes to unpackage and assemble versus the Laborsaver Base, which can take as little as 60 seconds to complete!

Not only are center bolt bases much more difficult to assemble than the MTS laborsaver, but they may also require periodic tightening of the center bolt to keep the entire top & base from loosening. *MTS utilizes the conventional center bolt assembly only on square stainless steel series columns.*

Conventional Center Bolt Base

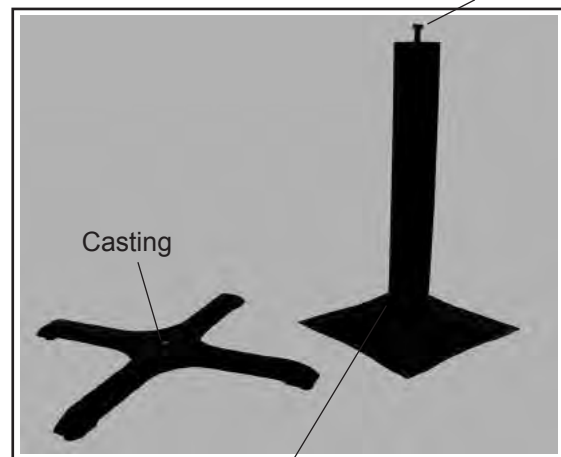
(Square Stainless Steel Series Only)



Center Bolt Centering Device Cast Top Plate

MTS Laborsaver Base

Assembly Nut and Lock Washer






Welded Column and Top Plate Assembly (1 piece)



CI Cross

CI Cross Series

Finishes

	Model	Base Spread	Column Diam.	Mounting Plate Size	Approx. Ship Wt.(ea)	Recommended Top Sizes	Black Wrinkle	Standard Powdercoat
	CI-22-3LS CI-22-4LS	22"x22"	3" 4"	16"x16" 16"x16"	18.5 lbs. 25 lbs.	24"-30" 24"-30"	104.00 137.50	152.50 185.00
	CI-30-3LS CI-30-4LS	30"x30"	3" 4"	16"x16" 16"x16"	21 lbs. 27 lbs.	30"-42" 30"-42"	128.00 160.00	177.50 210.00
	CI-2230-3LS CI-2230-4LS	22"x30"	3" 4"	16"x16" 16"x16"	21 lbs. 27 lbs.	24"x36" 24"x42" 30"x36" 30"x42"	125.00 157.50	175.00 205.50
	CI-522-3LS CI-522-4LS	5"x22"	3" 4"	16"x16" 16"x16"	15.5 lbs. 21.0 lbs.	Rectangular 36" Wide Maximum	93.50 122.50	142.50 172.50
	(End base; 2 per table required)							

Standard Features

Standard Powdercoat Colors:

Refer to Finish/Color Selector.
Not available in Dura Clearcoat.

Glides:

Threaded for manual adjustment.

Column/Mounting Specifications

Tubular steel column welded to 16"x16" Deep Dish,
12 gauge steel mounting plate for Laborsaver style assembly.

Options

Optional Column Finishes:

Chrome, specify PLC, add \$28.75.
Satin Nickel Chrome, specify PLN,
add: \$34.50.

**Note: Double optional column finish
upcharge for SU3 & SU4 columns.**

Optional self adjusting glides

eliminate table wobble. Specify ONL, add:
\$18.00, CI-522, add: \$10.00. Note: Adds
3/4" to overall height.

Packing (All bases packed KD)

Columns and Hardware	5 per carton
SU Columns	2 per carton
Base Castings	5 per carton
CI-522 Castings	10 per carton

Custom Base Heights:

Custom base heights less than
standard height: add \$15.00. Custom
base heights greater than standard
height: add \$25.00.

To Order:



All orders must specify:

1. Ship To address.
2. Any critical opening dates.
3. Model number.
4. Finish by number and color name.



CI Cross

CI Cross Series

	Model	Base Spread	Column Diam.	Mounting Plate Size	Approx. Ship Wt.(ea)	Recommended Top Sizes	Finishes	
							Black Wrinkle	Standard Powdercoat
	CI-36-4LS	36"x36"	4"	16"x16"	31 lbs.	42"-54"	262.50	315.00
	CI-30-SU3	30"x30"	3"	16"x16"	30 lbs.	30"-36"	302.50	350.00
	CI-30-SU4	30"x30"	4"	16"x16"	33 lbs.	30"-36"	342.50	390.00
	Stand-up base with footring: 40-3/4" overall height. Footring in same finish as column.							

Standard Features

Standard Powdercoat Colors:

Refer to Finish/Color Selector.
Not available in Dura Clearcoat.

Glides:

Threaded for manual adjustment.

Column/Mounting Specifications

Tubular steel column welded to 16" x 16" Deep Dish, 12 gauge steel mounting plate for Laborsaver style assembly.

Options

Optional Column Finishes:

Chrome, specify PLC, add \$28.75.
Satin Nickel Chrome, specify PLN, add: \$34.50.

Note: Double optional column finish upcharge for SU3 & SU4 columns.

Optional self adjusting glides eliminate table wobble. Specify ONL, add: \$18.00, Note: Adds 3/4" to overall height.

Packing (All Bases Packed KD)

Columns and Hardware	5 per carton
Base Castings	5 per carton
SU Columns	2 per carton

Custom Base Heights:

Custom base heights less than standard height: add \$15.00. Custom base heights greater than standard height: add \$25.00.

To Order:

All orders must specify:

1. Ship To address.
2. Any critical opening dates.
3. Model number.
4. Finish by number and color name.



CI Round

CI Round Series



Model	Base Spread	Column Diam.	Mounting Plate Size	Approx. Ship Wt.(ea)	Recommended Top Sizes
CI-17R-2LS	17" dia.	2"	16"x16"	23 lbs.	18"-30"
CI-17R-3LS	17" dia.	3"	16"x16"	24 lbs.	18"-30"
CI-17R-4LS	17" dia.	4"	16"x16"	30 lbs.	18"-30"

Finishes

Black Wrinkle	Standard Powdercoat
175.00	227.50
180.00	230.00
216.50	262.50



CI-22R-3LS	22" dia.	3"	16"x16"	41 lbs.	36"-42"
CI-22R-4LS	22" dia.	4"	16"x16"	47 lbs.	36"-42"

230.00	277.50
265.00	317.50



CI-28R-4LS	28" dia.	4"	16"x16"	63 lbs.	42"-60"
------------	----------	----	---------	---------	---------

432.50	492.50
--------	--------



CI-22R-SU3 22" dia.	3"	16"x16"	50 lbs.	24"-36"RD
CI-22R-SU4 22" dia.	4"	16"x16"	53 lbs.	24"-36"RD
CI-28R-SU4 28" dia.	4"	16"x16"	69 lbs.	36"-42"RD

422.50	467.50
442.50	492.50
560.00	610.00

Stand-up base with footring: 40-3/4" overall height.
Footring in same finish as column.

Standard Features

Standard Powdercoat Colors:

Refer to Finish/Color Selector.
Not available in Dura Clearcoat.

Glides:

Threaded for manual adjustment.

Column/Mounting Specifications

Tubular steel column welded to 16"x16" Deep Dish, 12 gauge steel mounting plate for Laborsaver style assembly.

Options

Optional Column Finishes:

Optional Column Finishes:
 Chrome, specify PLC, add \$28.75.
 Satin Nickel Chrome, specify PLN,
 add: \$34.50.

Note: Double optional column finish upcharge for SU3 & SU4 columns.

Optional self adjusting glides

Optional self-adjusting glides
eliminate table wobble. Specify ONL, add:
\$22.00. Note: Adds 3/4" to overall height.

Packing (All bases packed KD)

Columns and Hardware	5 per carton
SU Columns	2 per carton
Base Castings:	
17" dia.	3 per carton
22" dia.	2 per carton
28" dia.	1 per carton

Custom Base Heights:

Custom Base Heights:
Custom base heights less than standard height: add \$15.00. Custom base heights greater than standard height: add \$25.00. *Note: MTS only recommends tables up to 24" round on 17R stand up base.*



To Order:

All orders must specify:

- All orders must specify:**
1. Ship To address.
 2. Any critical opening dates.
 3. Model number.
 4. Finish by number and color name.



Tri-Leg

Tri-Leg Series	ROUND TABLE ONLY						Finishes	
	Model	Base Spread	Column Dim.	Mounting Plate Size	Approx. Ship Wt.(ea)	Recommended Top Sizes	Black Wrinkle	Standard Powdercoat
	CI-22T-3LS	22" dia.	3"	16" x 16"	25 lbs.	18"-30RD"	139.00	190.00
	CI-22T-4LS	22" dia.	4"	16" x 16"	29 lbs.	18"-30RD"	170.00	220.00
	CI-27T-3LS	27" dia.	3"	16" x 16"	32 lbs.	36"-42RD"	166.50	217.50
	CI-27T-4LS	27" dia.	4"	16" x 16"	36 lbs.	36"-42RD"	197.50	247.50

Standard Features

Standard Powdercoat Colors:

Refer to Finish/Color Selector.
Not available in Dura Clearcoat.

Glides:

Threaded for manual adjustment.

Column/Mounting Specifications

Tubular steel column welded to 16"x16" Deep Dish, 12 gauge steel mounting plate for Laborsaver style assembly.

Options

Optional Column Finishes:

Chrome, specify PLC, add \$28.75.
Satin Nickel Chrome, specify PLN, add: \$34.50.

Optional self adjusting glides

eliminate table wobble. Specify ONL, add: \$22.00. Note: Adds 3/4" to overall height.

Packing (All bases packed KD)

Columns and Hardware	5 per carton
Base Castings:	
22" dia.	3 per carton
27" dia.	2 per carton

Custom Base Heights:

Custom base heights less than standard height: add \$15.00.
Custom base heights greater than standard height: add \$25.00.

To Order:





All orders must specify:

1. Ship To address.
2. Any critical opening dates.
3. Model number.
4. Finish by number and color name.



1400 Series

1400 Series Cross Steel Plate Bases

	Model	Base Spread	Column Diam.	Mounting Plate Size	Approx. Ship Wt.(ea)	Recommended Top Sizes	Finishes		
							Standard Powdercoat	Chrome	Satin Nickel Chrome
	1422-2LS	22"x22"	2"	16"x16"	22 lbs.	24" Rd/Sq	405.00	640.00	567.50
	1422-3LS	22"x22"	3"	16"x16"	23 lbs.	24" Rd/Sq	410.00	645.00	572.50
	1422-4LS	22"x22"	4"	16"x16"	24 lbs.	24" Rd/Sq	450.00	685.00	612.50
	1426-2LS	26"x26"	2"	16"x16"	25 lbs.	30" Rd Sq	440.00	717.50	635.00
	1426-3LS	26"x26"	3"	16"x16"	26 lbs.	30" Rd/Sq	445.00	722.50	640.00
	1426-4LS	26"x26"	4"	16"x16"	27 lbs.	30" Rd/Sq	485.00	762.50	680.00
	1433-2LS	33"x33"	2"	16"x16"	29 lbs.	36" Rd/Sq	595.00	927.50	825.00
	1433-3LS	33"x33"	3"	16"x16"	30 lbs.	36" Rd/Sq	600.00	932.50	830.00
	1433-4LS	33"x33"	4"	16"x16"	31 lbs.	36" Rd/Sq	640.00	972.50	870.00
	1436-2LS	36"x36"	2"	16"x16"	32 lbs.	42" Rd/Sq	647.50	980.00	902.50
	1436-3LS	36"x36"	3"	16"x16"	33 lbs.	42" Rd/Sq	652.50	985.00	907.50
	1423-2LS	22"x33"	2"	16"x16"	26 lbs.	24"x36", 24"x42"	465.00	737.50	650.00
	1423-3LS	22"x33"	3"	16"x16"	27 lbs.	24"x36", 24"x42"	472.50	742.50	655.00
	1423-4LS	22"x33"	4"	16"x16"	28 lbs.	24"x36", 24"x42"	512.50	782.50	695.00
	1463-2LS	26"x33"	2"	16"x16"	28 lbs.	30"x36", 30"x42"	502.50	802.50	705.00
	1463-3LS	26"x33"	3"	16"x16"	29 lbs.	30"x36", 30"x42"	505.00	807.50	707.50
	1463-4LS	26"x33"	4"	16"x16"	30 lbs.	30"x36", 30"x42"	545.00	847.50	737.50
	1466-2LS	26"x36"	2"	16"x16"	31 lbs.	30"x48"	600.00	927.50	825.00
	1466-3LS	26"x36"	3"	16"x16"	32 lbs.	30"x48"	617.50	932.50	830.00
	1422T-2LS	2-1/4"x22"	2"	16"x16"	23 lbs.	24" width max.	276.50	400.00	360.00
	1426T-2LS	2-1/4"x26"	2"	16"x16"	24 lbs.	30" width max.	295.00	430.00	382.50
	(End base; 2 per table required)								
	1433T2-2LS	2-1/4"x33"	2"	16"x16"	26 lbs.	36" width max.	360.00	557.50	495.00
	1436T2-2LS	2-1/4"x36"	2"	16"x16"	27 lbs.	42" width max.	367.50	627.50	510.00
	(End base; 2 per table required)								

Standard Features

Standard Powdercoat Colors:

Refer to Finish/Color Selector.

Glides:

Nylon Glides.

Column/Mounting Specifications

Column features labor saver construction with column welded to 16" x 16" Deep Dish, 12 gauge steel top plate for a one piece column assembly that is easily and quickly attached to the base.

Options

Optional self adjusting glides eliminate table wobble. Specify ONL, add: \$18.00 (for 1422T-2LS, 1426T-2LS, 1433T2-2LS, and 1436T2-3LS add: \$10.00.)

Note: adds 3/4" to overall height.

Custom Base Heights:

Including 40-3/4" O.A. "stand up" height: add \$25.00. Model 1433-T2 and 1436-T2: add \$50.00.

To Order:




All orders must specify:

1. Ship To address.
2. Any critical opening dates.
3. Model number.
4. Finish by number and color name.



1500 Series

1500 Series

	Model	Base Spread	Column Diam.	Mounting Plate Size	Approx. Ship Wt.(ea)	Recommended Top Sizes	Finishes		
							Standard Powdercoat	Chrome	Satin Nickel Chrome
	1522-2LS	22"x22"	2"	16"x16"	25 lbs.	24"-30"	330.00	365.00	392.50
	1523-2LS	22"x28"	2"	16"x16"	28 lbs.	24x42, 30x42 24x30, 24x36 30x36	397.50	425.00	457.50
	1530-2LS	28"x28"	2"	16"x16"	26 lbs.	36"	392.50	425.00	452.50
	1502-2LS	22"	2"	16"x16"	17 lbs.	Rectangular 24" - 36" Wide <i>(End base; 2 per table required)</i>	245.00	275.00	305.00

Standard Features

Standard Powdercoat Colors:

Refer to Finish/Color Selector.

Glides:

Threaded for manual adjustment.

Column/Mounting Specifications

Column features laborsaver construction with column welded to 16" x 16" Deep Dish, 12 gauge steel top plate for a one piece column assembly that is easily and quickly attached to the base.

Options

Optional self adjusting glides

eliminate table wobble. Specify ONL, add: \$18.00 (for 1502-2LS, add: \$10.00.)
Note: adds 3/4" to overall height.

Custom Base Heights:

Including 40-3/4" O.A. "stand up" height: add \$25.00.

To Order:

All orders must specify:





1. Ship To address.
2. Any critical opening dates.
3. Model number.
4. Finish by number and color name.



1600 Series

1600 Series Edge Steel Plate Bases (ships complete at class 250)

Finishes

	Model	Base Spread	Column Diam.	Mounting Plate Size	Approx. Ship Wt.(ea)	Recommended Top Sizes	Standard Powdercoat	Chrome	Satin Nickel Chrome
	1622-3	22"x22"	3"	16"x16"	25 lbs.	24"Rd/Sq	322.50	557.50	485.00
	1626-3	26"x26"	3"	16"x16"	28 lbs.	30" Rd/Sq	357.50	635.00	552.50
	1633-3	33"x33"	3"	16"x16"	32 lbs.	36" Rd/Sq	455.00	787.50	685.00
	1636-3	36"x36"	3"	16"x16"	36 lbs.	42" Rd/Sq	507.50	840.00	762.50
	1623-3	22"x33"	3"	16"x16"	29 lbs.	24"x36", 24"x42"	385.00	660.00	565.00
	1663-3	26"x33"	3"	16"x16"	30 lbs.	30"x36", 30"x42"	410.00	712.50	615.00
	1666-3	26"x36"	3"	16"x16"	32 lbs.	30"x48"	422.50	737.50	635.00
	1622T-2	2"x22"	2"	16"x16"	17 lbs.	24" width max.	260.00	402.50	357.50
	1622T-3	3"x22"	3"	16"x16"	18 lbs.	24" width max.	267.50	407.50	362.50
	1626T-2	2"x26"	2"	16"x16"	18 lbs.	30" width max.	270.00	425.00	372.50
	1626T-3	3"x26"	3"	16"x16"	20 lbs.	30" width max.	272.50	430.00	380.00
	(End base; 2 per table required)								
	1633T2-2	2"x33"	2"	16"x16"	27 lbs	36" width max.	315.00	537.50	465.00
	1633T2-3	3"x33"	3"	16"x16"	29 lbs.	36" width max.	322.50	542.50	470.00
	1636T2-2	2"x36"	2"	16"x16"	28 lbs.	42" width max.	327.50	582.50	485.00
	1636T2-3	3"x36"	3"	16"x16"	30 lbs.	42" width max.	332.50	587.50	490.00
	(End base; 2 per table required)								

Standard Features

Standard Powdercoat Colors:

Refer to Finish/Color Selector.

Glides:

Nylon Glides.

Column/Mounting Specifications

16" x 16" Deep Dish, 12 gauge steel top plate, column, and base are welded together and ship completely assembled.

Options

Optional self adjusting glides eliminate table wobble. Specify ONL, add: \$18.00 (for "T" and "T2" bases add: \$10.00.)
Note: adds 3/4" to overall height.

Custom Base Heights:

Custom Base Heights:
Including 40-3/4" O.A. "stand-up" height:
add \$25.00.
Models 1633T2-2 & -3 and 1636T-2 & -3
add: \$50.00.

To Order:

All orders must specify:



- All orders must specify:**
1. Ship To address.
 2. Any critical opening dates.
 3. Model number.
 4. Finish by number and color name.



3000 Series

3000 Series

Finishes

	Model	Base Spread	Column Diam.	Mounting Plate Size	Approx. Ship Wt.(ea)	Recommended Top Sizes	Chrome
	3017-3LS 3022-3LS	17" dia. 22" dia.	3" 3"	16"x16" 16"x16"	24 lbs. 41 lbs.	24"-30" 36"-42"	475.00 545.00
	3022-SU3	22" dia.	3"	16"x16"	50 lbs.	24"-36"	705.00
	3022-SU4	22" dia.	4"	16"x16"	53 lbs.	24"-36"	732.50
Stand-up base with footring: 40-3/4" overall height. Footring in same finish as column.							

Standard Features

Standard Finishes:

Chrome Finish Standard.

Glides:

Threaded for manual adjustment.

Column/Mounting Specifications

Column features laborsaver construction with column welded to 16" x 16" Deep Dish, 12 gauge steel top plate for a one piece column assembly that is easily and quickly attached to the base.

Options

Optional self adjusting glides

eliminate table wobble. Specify ONL, add: \$22.00. Note: Adds 3/4" to overall height.

Optional Plated Finishes:

Standard in chrome. For other optional designer plated finishes, contact MTS with quantity and finish requirements for availability and price.

Custom Base heights:

Custom base heights less than standard height: add \$15.00 Custom base heights greater than standard height: add \$25.00.

To Order:

All orders must specify:

1. Ship To address.
2. Any critical opening dates.
3. Model number.
4. Finish by number and color name.

Packing

All bases packed KD.



Columns	5 per carton
SU Columns	2 per carton
Castings:	
3017	3 per carton
3022	3 per carton



3300 Sundance

3300 Sundance Series

Finishes

	Model	Base Spread	Column Diam.	Mounting Plate Size	Approx. Ship Wt.(ea)	Recommended Top Sizes	Black Wrinkle	Standard Powdercoat
	3317-2LS	17"	2"	16"x16"	33 lbs.	18"-30"	260.00	310.00
	3317-3LS	17"	3"	16"x16"	34 lbs.	18"-30"	270.00	357.50
	3322-3LS	22"	3"	16"x16"	47 lbs.	36"-42"	365.00	457.50
	3330-4LS	30"	4"	16"x16"	64 lbs.	48"-60"	592.50	670.00
	3322-SU3	22" dia.	3"	16"x16"	56 lbs.	24"-36"	505.00	587.50
	3322-SU4	22" dia.	4"	16"x16"	59 lbs.	24"-36"	532.50	615.00
	3330-SU4	30" dia.	4"	16"x16"	70 lbs.	36"-42"	770.00	852.50
	Stand-up base with footring: 40-3/4" overall height. Footring in same finish as column.							

Standard Features

Standard Powdercoat Colors:

Refer to Finish/Color Selector.
Not available in Dura Clearcoat.

Glides:

Threaded for manual adjustment.

Column/Mounting Specifications

Tubular steel column welded to 16"x16" Deep Dish, 12 gauge steel mounting plate for Laborsaver style assembly.

Options

Optional Column Finishes:

Chrome, specify PLC, add \$28.75.
Satin Nickel Chrome, specify PLN, add: \$34.50.

Note: Double optional column finish upcharge for SU3 & SU4 columns.

Optional self adjusting glides

eliminate table wobble. Specify ONL, add: \$22.00. Note: Adds 3/4" to overall height.

Packing (All bases packed KD)

Columns and Hardware 5 per carton
SU Columns 2 per carton
Base Castings:
17"-18" dia. 3 per carton
22" dia. 2 per carton
30" dia. 1 per carton

Custom Base Heights:

Custom base heights less than standard height: add \$15.00.
Custom base heights greater than standard height: add \$25.00.

To Order:




All orders must specify:

1. Ship To address.
2. Any critical opening dates.
3. Model number.
4. Finish by number and color name.



3400 Hobnail

3400 Hobnail Series

	Model	Base Spread	Column Diam.	Mounting Plate Size	Approx. Ship Wt.(ea)	Recommended Top Sizes	Finishes	
							Black Wrinkle	Standard Powdercoat
	3418-2LS	18" dia.	2"	16"x16"	37 lbs.	18"-30"	255.00	310.00
	3422-3LS	22" dia.	3"	16"x16"	47 lbs.	36"-42"	357.50	407.50
	3428-3LS	28" dia.	3"	16"x16"	66 lbs.	48"-60"	507.50	562.50
	3428-SU3	28" dia.	3"	16"x16"	75 lbs.	36"-42"	647.50	697.50
	Stand-up base with footring: 40-3/4" overall height. Footring in same finish as column.							

Standard Features

Standard Powdercoat Colors:

Refer to Finish/Color Selector.
Not available in Dura Clearcoat.

Glides:

Threaded for manual adjustment.

Column/Mounting Specifications

Tubular steel column welded to 16"x16" Deep Dish, 12 gauge steel mounting plate for Laborsaver style assembly.

Options

Optional Plated Column Finishes when used with Powdercoat Base Castings:

Chrome, specify PLC, add \$28.75.
Satin Nickel Chrome, specify PLN, add: \$34.50.

Note: Double optional column finish upcharge for SU3 & SU4 columns.

Optional self adjusting glides

eliminate table wobble. Specify ONL, add: \$22.00. Note: Adds 3/4" to overall height.

Packing (All bases packed KD)

Columns and Hardware	5 per carton
SU Columns	2 per carton
Base Castings:	
18" dia.	3 per carton
22" dia.	2 per carton
28" dia.	1 per carton

Custom Base Heights:

Custom base heights less than standard height: add \$15.00.
Custom base heights greater than standard height: add \$25.00.

To Order:




All orders must specify:

1. Ship To address.
2. Any critical opening dates.
3. Model number.
4. Finish by number and color name.



3500 Checkerboard

3500 Checkerboard Series

	3500 Checkerboard Series						Finishes	
	Model	Base Spread	Column Diam.	Mounting Plate Size	Approx. Ship Wt.(ea)	Recommended Top Sizes	Black Wrinkle	Standard Powdercoat
	3517-2LS	17" dia.	2"	16"x16"	33 lbs.	18"-30"	287.50	342.50
	3522-3LS	22" dia.	3"	16"x16"	47 lbs.	36"-42"	397.50	452.50
	3530-4LS	30" dia.	4"	16"x16"	64 lbs.	48"-60"	605.00	655.00
	3522-SU3	22" dia.	3"	16"x16"	56 lbs.	24"-36"	537.50	587.50
	3530-SU4	30" dia.	4"	16"x16"	70 lbs.	36"-42"	747.50	790.00
	Stand-up base with footring: 40-3/4" overall height. Footring in same finish as column.							

Standard Features

Standard Powdercoat Colors:

Refer to Finish/Color Selector.
Not available in Dura Clearcoat.

Glides:

Threaded for manual adjustment.

Column/Mounting Specifications

Tubular steel column welded to 16"x16" Deep Dish, 12 gauge steel mounting plate for Laborsaver style assembly.

Options

Optional Plated Column Finishes when used with Powdercoat

Base Castings:

Chrome, specify PLC, add \$28.75.
Satin Nickel Chrome, specify PLN, add: \$34.50.

Note: Double optional column finish upcharge for SU3 & SU4 columns.

Optional self adjusting glides

eliminate table wobble. Specify ONL, add: \$22.00. Note: Adds 3/4" to overall height.

Packing (All bases packed KD)

Columns and Hardware	5 per carton
SU Columns	2 per carton
Base Castings:	
17" dia.	3 per carton
22" dia.	2 per carton
30" dia.	1 per carton

Custom Base Heights:

Custom base heights less than standard height: add \$15.00.
Custom base heights greater than standard height: add \$25.00.

To Order:

All orders must specify:




1. Ship To address.
2. Any critical opening dates.
3. Model number.
4. Finish by number and color name.



4300 Reeded

4300 Reeded Series

Finishes

	Model	Base Spread	Column Diam.	Mounting Plate Size	Approx. Ship Wt.(ea)	Recommended Top Sizes	Standard Powdercoat
	4318-2LS	18"	2"	16"x16"	21 lbs.	18"-24"	282.50
	4322-2LS	22"	2"	16"x16"	23 lbs.	24"-36"	315.00
	4330-2LS	30"	2"	16"x16"	27 lbs.	36"-48"	392.50
	4323-2LS	22"x30"	2"	16"x16"	25 lbs.	24"x36" 30"x36" 30"x42"	370.00
	4302-2LS	3"x22" end base (2 per top required)	2"	16"x16"	17 lbs.	Rectangular 36" wide max.	207.50

Standard Features

Standard Powdercoat Colors:

Refer to Finish/Color Selector.
Not available in Dura Clearcoat.

Glides:

Threaded for manual adjustment.

Column/Mounting Specifications

2" columns feature labor saver construction with column welded to 16"x16" deep dish, 12 gauge steel top plate for a one piece column assembly that is easily and quickly attached to the base.

Options

Optional Column Finishes:

Chrome, specify PLC, add \$28.75.
Satin Nickel Chrome, specify PLN, add: \$34.50.

Optional self adjusting glides

eliminate table wobble. Specify ONL, add \$18.00. (For 4302-2LS, add: \$10.00) Note: These glides add 3/4"to overall height of base.

Packing (All bases packed KD)

Columns and Hardware	5 per carton
Base Castings:	
18", 22"	3 per carton
30" x 30", 22" x 30"	1 per carton
3" x 22" end base	10 per carton

Custom Base Heights:

including 40-3/4" overall height
"stand-up" height, add: \$25.00

To Order:




All orders must specify:

1. Ship To address.
2. Any critical opening dates.
3. Model number.
4. Finish by number and color name.


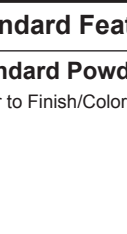


8700 Series

Steel Column Bases

	Model	Base Spread	Column Diam.	Mounting Plate Size	Approx. Ship Wt.(ea)	Recommended Top Sizes	Finishes		
							Standard Powdercoat	Satin Nickel	Chrome
	8718-3LS	18" dia.	3"	16"x16"	41 lbs.	18"-30"	315.00	522.50	512.50
	8722-3LS	22" dia.	3"	16"x16"	53 lbs.	36"-42"	387.50	615.00	605.00
	8722-SU3	22" dia.	3"	16"x16"	62 lbs.	24"-36"	577.50	805.00	792.50
	8722-SU4	22" dia.	4"	16"x16"	65 lbs.	24"-36"	605.00	830.00	820.00

Tapered Wood & Steel Bases

	Model	Base Spread	Column Diam.	Mounting Plate Size	Approx. Ship Wt.(ea)	Recommended Top Sizes	Finishes		
							Standard Powdercoat	Satin Nickel	Chrome
	8718-WCTPR	18" dia.	2" to 3"	16"x16"	56 lbs.	18"-30"	790.00	997.50	987.50
	8722-WCTPR	22" dia.	2" to 3"	16"x16"	69 lbs.	36"-42"	862.50	1090.00	1080.00
							Includes Standard Wood Stains.		

Standard Features

Standard Powdercoat Colors:

Refer to Finish/Color Selector.

Tapered Wood Column (WCTPR):

Standard in solid maple. Refer to Finish/Color Selector for stain colors and page 17 for Premier stain upcharge.

Glides:

Nylon Glides.

Column/Mounting Specifications

Column features laborsaver construction with column welded to 16" x 16" Deep Dish, 12 gauge steel top plate for a one piece column assembly that is easily and quickly attached to the base.

Options

Optional self adjusting glides

eliminate table wobble. Specify ONL, add: \$22.00. Note: adds 3/4" to overall height.

Custom Base Heights:

Custom base heights less than standard height: add \$15.00. Custom base heights greater than standard height: add \$25.00. Excludes Tapered Wood & Steel Bases.

Packing (All bases packed KD)

Columns and Hardware 5 per carton
SU Columns 2 per carton
Steel Base Plates:
18" dia. 2 per carton
22" dia. 2 per carton
WCTPR base and column 1 per carton

To Order:

All orders must specify:

1. Ship To address.
2. Any critical opening dates.
3. Model number.
4. Finish by number and color name.



8800 Series

Steel Column Bases



Model	Base Spread	Column Diam.	Mounting Plate Size	Approx. Ship Wt.(ea)	Recommended Top Sizes
8818-3LS	18" sq.	3"	16"x16"	49 lbs.	18"-30"
8822-3LS	22" sq.	3"	16"x16"	64 lbs.	36"-42"

Finishes

Standard Powdercoat	Satin Nickel	Chrome
315.00	522.50	512.50
387.50	615.00	605.00



8822-SU3	22" sq.	3"	16"x16"	73 lbs.	24"-36"
8822-SU4	22" sq.	4"	16"x16"	76 lbs.	24"-36"

577.50	805.00	792.50
605.00	830.00	820.00

Tapered Wood & Steel Bases



Model	Base Spread	Column Diam.	Mounting Plate Size	Approx. Ship Wt.(ea)	Recommended Top Sizes
8818-WCTPR	18" sq.	2" to 3"	16"x16"	63 lbs.	18"-30"
8822-WCTPR	22" sq.	2" to 3"	16"x16"	81 lbs.	36"-42"

Finishes

Standard Powdercoat	Satin Nickel	Chrome
790.00	997.50	987.50
862.50	1090.00	1080.00

Includes Standard Wood Stains.

Standard Features

Standard Powdercoat Colors:

Refer to Finish/Color Selector.

Tapered Wood Column (WCTPR):

Standard in solid maple. Refer to Finish/
Color Selector for stain colors and page
17 for Premier stain upcharge.

Glides:

Nylon Glides.

Column/Mounting Specifications

Column features laborsaver construction with column welded to 16" x 16" Deep Dish, 12 gauge steel top plate for a one piece column assembly that is easily and quickly attached to the base.

Options

Optional self adjusting glides

eliminate table wobble. Specify ONL, add: \$22.00. Note: adds 3/4" to overall height.

Custom Base Heights:

Custom base heights less than standard height: add \$15.00. Custom base heights greater than standard height: add \$25.00. Excludes Tapered Wood & Steel Bases.

Packing (All bases packed KD)

Columns and Hardware	5 per carton
SU Columns	2 per carton
Steel Base Plates:	
18" dia.	2 per carton
22" dia.	2 per carton
WCTPR base and column	1 per carton

To Order:

All orders must specify:






- All orders must specify:**
1. Ship To address.
 2. Any critical opening dates.
 3. Model number.
 4. Finish by number and color name.



8900 Series

8900 Tapered Flat Steel Plate Bases

Finishes

	Model	Base Spread	Column Diam.	Mounting Plate Size	Approx. Ship Wt.(ea)	Recommended Top Sizes	Standard Powdercoat	Chrome	Satin Nickel Chrome
	8922-2LS	22"x22"	2"	16"x16"	22 lbs.	24" Rd/Sq	417.50	580.00	652.50
	8922-3LS	22"x22"	3"	16"x16"	23 lbs.	24" Rd/Sq	422.50	585.00	657.50
	8922-4LS	22"x22"	4"	16"x16"	24 lbs.	24" Rd/Sq	462.50	625.00	697.50
	8926-2LS	26"x26"	2"	16"x16"	25 lbs.	30" Rd/Sq	457.50	652.50	735.00
	8926-3LS	26"x26"	3"	16"x16"	26 lbs.	30" Rd/Sq	462.50	657.50	740.00
	8926-4LS	26"x26"	4"	16"x16"	27 lbs.	30" Rd/Sq	502.50	697.50	780.00
	8933-2LS	33"x33"	2"	16"x16"	27 lbs.	36" Rd/Sq	660.00	890.00	992.50
	8933-3LS	33"x33"	3"	16"x16"	28 lbs.	36" Rd/Sq	665.00	895.00	997.50
	8933-4LS	33"x33"	4"	16"x16"	29 lbs.	36" Rd/Sq	705.00	935.00	1037.50
	8936-2LS	36"x36"	2"	16"x16"	30 lbs.	42" Rd/Sq	717.50	972.50	1050.00
	8936-3LS	36"x36"	3"	16"x16"	31 lbs.	42" Rd/Sq	722.50	977.50	1055.00
	8936-4LS	36"x36"	4"	16"x16"	31 lbs.	42" Rd/Sq	762.50	1017.50	1095.00
	8923-2LS	22"x33"	2"	16"x16"	25 lbs.	24"x36", 24"x42"	495.00	677.50	770.00
	8923-3LS	22"x33"	3"	16"x16"	26 lbs.	24"x36", 24"x42"	500.00	682.50	775.00
	8923-4LS	22"x33"	4"	16"x16"	27 lbs.	24"x36", 24"x42"	540.00	722.50	815.00
	8963-2LS	26"x33"	2"	16"x16"	26 lbs.	30"x36", 30"x42"	525.00	725.00	822.50
	8963-3LS	26"x33"	3"	16"x16"	27 lbs.	30"x36", 30"x42"	530.00	730.00	827.50
	8963-4LS	26"x33"	4"	16"x16"	28 lbs.	30"x36", 30"x42"	570.00	770.00	867.50
	8966-2LS	26"x36"	2"	16"x16"	28 lbs.	30"x48"	535.00	745.00	847.50
	8966-3LS	26"x36"	3"	16"x16"	29 lbs.	30"x48"	540.00	750.00	852.50
	8922T-2LS	2-1/4"x22"	2"	16"x16"	22 lbs.	24" width max.	290.00	372.50	412.50
	8926T-2LS	2-1/4"x26"	2"	16"x16"	24 lbs.	30" width max.	302.50	390.00	442.50
(End base; 2 per table required)									
	8933T2-2LS	2-1/4"x33"	2"	16"x16"	26 lbs.	36" width max.	422.50	555.00	617.50
	8936T2-2LS	2-1/4"x36"	2"	16"x16"	27 lbs.	42" width max.	430.00	572.50	690.00
(End base; 2 per table required)									

Standard Features

Standard Powdercoat Colors:

Refer to Finish/Color Selector.

Glides:

Nylon Glides.

Column/Mounting Specifications

Column features laborsaver construction with column welded to 16" x 16" Deep Dish, 12 gauge steel top plate for a one piece column assembly that is easily and quickly attached to the base.

Options

Optional self adjusting glides eliminate table wobble. Specify ONL, add: \$18.00 (for "T" and "T2 Bases add: \$10.00.)
Note: adds 3/4" to overall height.

Custom Base Heights:

Including 40-3/4" O.A. "stand up" height: add \$25.00. "T2" models: add \$50.00.

To Order:





All orders must specify:

1. Ship To address.
2. Any critical opening dates.
3. Model number.
4. Finish by number and color name.



T Series Welded Table Bases

Four Leg Table Base (Table top ordered separately)

	Model	Size	Actual Weight	Approx. Ship Wt.	Required Top Size	per pallet/ Volume	Finish
							Standard Powdercoat
	T30SQ	27.5"w x 27.5"d x 29"h.	25.3 lbs.	40.3 lbs.	30" Sq.	2/20.1 cu. ft.	465.00
	T36SQ	33.5"w x 33.5"d x 29"h.	27.5 lbs.	42.7 lbs.	36" Sq.	2/28.5 cu. ft.	565.00
	T42SQ	39.5"w x 39.5"d x 29"h.	30.2 lbs.	45.2 lbs.	42" Sq.	2/38.4 cu. ft.	575.00
	T48SQ	45.5"w x 45.5"d x 29"h.	37.1 lbs.	52.1 lbs.	48" Sq.	2/49.7 cu. ft.	760.00
	T3036	27.5"w x 33.5"d x 29"h.	26.2 lbs.	41.2 lbs.	30" x 36"	2/24.0 cu. ft.	480.00
	T3042	27.5"w x 39.5"d x 29"h.	28.4 lbs.	43.4 lbs.	30" X 42"	2/27.8 cu. ft.	510.00
	T3048	27.5"w x 45.5"d x 29"h.	29.0 lbs.	44.0 lbs.	30" X 48"	2/31.6 cu. ft.	540.00
	T3060	27.5"w x 57.5"d x 29"h.	31.4 lbs.	46.4 lbs.	30" X 60"	2/39.3 cu. ft.	570.00
	T3648	33.5"w x 45.5"d x 29"h.	30.1 lbs.	45.1lbs.	36" X 48"	2/37.6 cu. ft.	540.00
	T3660	33.5"w x 57.5"d x 29"h.	32.6 lbs.	47.6 lbs.	36" X 60"	2/46.8 cu. ft.	575.00

Standard Features

Standard Powdercoat Colors:

Refer to Finish/Color Selector.

Glides:

Threaded for manual adjustment.

Options

Optional self adjusting glides

eliminate table wobble. Specify ONL, add: \$22.00. Note: adds 3/4" to overall height.

211 Series Tops

Available by special request only.

Custom Dimensions



Custom height, width and/or length dimensions must be reviewed and approved by the MTS Custom Shoppe.

To Order:

All orders must specify:

1. Ship To address.
2. Any critical opening dates.
3. Model number.
4. Finish by number and color name.



Occasional Tables / Rectangular-Perimeter Base

Table Top Styles for Occasional Tables



-212 5/8" Self Edge Laminate



-266 Eased Edge Profile SierraSolid



-267 Knife Edge Profile SierraSolid



-353 Bullnose Edge Slimline Birchply



-354 Knife Edge Slimline Birchply



-355 Square Edge Slimline Birchply

Rectangular Cocktail Table 22" x 42" x 16"



Laminate/Color	T5000-212	T5000-266	T5000-267	T5000-353	T5000-354	T5000-355
Group 1	1051.25	1433.75	N/A	N/A	N/A	1051.25
Group 2	1061.25	1553.75	N/A	N/A	N/A	1061.25
Group 3	1098.75	N/A	N/A	N/A	N/A	1098.75

Rectangular Cocktail Table 30" x 48" x 18"



Laminate/Color	T5001-212	T5001-266	T5001-267	T5001-353	T5001-354	T5001-355
Group 1	1245.00	1770.00	N/A	N/A	N/A	1245.00
Group 2	1260.00	1930.00	N/A	N/A	N/A	1260.00
Group 3	1307.50	N/A	N/A	N/A	N/A	1307.50

Rectangular Cocktail Table 22" x 36" x 16" Nesting

(Table 1 of 2)

Primary



Laminate/Color	T5300-N-212	T5300-N-266	T5300-N-267	T5300-N-353	T5300-N-354	T5300-N-355
Group 1	1032.00	1365.00	N/A	N/A	N/A	1032.50
Group 2	1050.00	1460.00	N/A	N/A	N/A	1050.00
Group 3	1082.50	N/A	N/A	N/A	N/A	1082.50

Rectangular Cocktail Table 19.5" x 33.5" x 13.5" Nesting

(Table 2 of 2)

Nesting



Laminate/Color	T5301-212	T5301-266	T5301-267	T5301-353	T5301-354	T5301-355
Group 1	945.00	1227.50	N/A	N/A	N/A	945.00
Group 2	962.50	1322.50	N/A	N/A	N/A	962.50
Group 3	995.00	N/A	N/A	N/A	N/A	995.00

Rectangular Console Table 16" x 52" x 30"



Laminate/Color	T5002-212	T5002-266	T5002-267	T5002-353	T5002-354	T5002-355
Group 1	1015.00	1227.50	N/A	N/A	N/A	945.00
Group 2	1025.00	1322.50	N/A	N/A	N/A	962.50
Group 3	1057.00	N/A	N/A	N/A	N/A	995.00

Rectangular Console Table 18" x 56" x 30"



Laminate/Color	T5003-212	T5003-266	T5003-267	T5003-353	T5003-354	T5003-355
Group 1	1145.00	1410.00	N/A	N/A	N/A	1145.00
Group 2	1155.00	1500.00	N/A	N/A	N/A	1155.00
Group 3	1187.00	N/A	N/A	N/A	N/A	1187.00

Rectangular Console Table with 6" Tall Box Top 16" x 52" x 30"



Laminate/Color	T5002-6B-212
Group 1	1115.00
Group 2	1125.00
Group 3	1157.00

Rectangular Console Table with 6" Tall Box Top 18" x 56" x 30"



Laminate/Color	T5003-6B-212
Group 1	1245.00
Group 2	1255.00
Group 3	1287.00

Standard Features

Standard Powdercoat Colors:
Refer to Finish/Color Selector.

Options

Finish Options:
Chrome: specify C1, add: \$620.00.
Satin Nickel Chrome: specify SNC, add: \$630.00.

For freight class and weight specifications, please refer to pages 341-343.



Occasional Tables / Round-Perimeter Base

Table Top Styles for Occasional Tables



-212 5/8" Self Edge Laminate



-266 Eased Edge Profile SierraSolid



-267 Knife Edge Profile SierraSolid



-353 Bullnose Edge Slimline Birchply



-354 Knife Edge Slimline Birchply



-355 Square Edge Slimline Birchply

Round Cocktail Table 30"RD x 16"



Laminate/Color	T5004-212	T5004-266	T5004-267	T5004-353	T5004-354	T5004-355
Group 1	975.00	1345.00	N/A	N/A	N/A	975.00
Group 2	990.00	1600.00	N/A	N/A	N/A	990.00
Group 3	1017.50	N/A	N/A	N/A	N/A	1017.50

Round Cocktail Table 36"RD x 16"



Laminate/Color	T5005-212	T5005-266	T5005-267	T5005-353	T5005-354	T5005-355
Group 1	1080.00	1620.00	N/A	N/A	N/A	1080.00
Group 2	1097.50	1955.00	N/A	N/A	N/A	1097.50
Group 3	1130.50	N/A	N/A	N/A	N/A	1130.00

Round Cocktail Table 42"RD x 16"



Laminate/Color	T5006-212	T5006-266	T5006-267	T5006-353	T5006-354	T5006-355
Group 1	1405.00	1995.00	N/A	N/A	N/A	1405.00
Group 2	1430.00	2500.00	N/A	N/A	N/A	1430.00
Group 3	1505.00	N/A	N/A	N/A	N/A	1505.00

Round Cocktail Table 48"RD x 14"



Laminate/Color	T5007-212	T5007-266	T5007-267	T5007-353	T5007-354	T5007-355
Group 1	1440.00	2415.00	N/A	N/A	N/A	1440.00
Group 2	1465.00	3020.00	N/A	N/A	N/A	1465.00
Group 3	1545.00	N/A	N/A	N/A	N/A	1545.00

Round Cocktail Table 30"RD x 16" Nesting

(Table 1 of 2)

Primary



Laminate/Color	T5302-N-212	T5302-N-266	T5302-N-267	T5302-N-353	T5302-N-354	T5302-N-355
Group 1	1070.00	1440.00	N/A	N/A	N/A	1070.00
Group 2	1085.00	1695.00	N/A	N/A	N/A	1085.00
Group 3	1112.50	N/A	N/A	N/A	N/A	1112.50

Round Cocktail Table 24"RD x 14" Nesting

(Table 2 of 2)

Nesting #1



Laminate/Color	T5303-212	T5303-266	T5303-267	T5303-353	T5303-354	T5303-355
Group 1	875.00	1057.50	N/A	N/A	N/A	875.00
Group 2	885.00	1205.00	N/A	N/A	N/A	885.00
Group 3	912.50	N/A	N/A	N/A	N/A	912.50

Standard Features

Standard Powdercoat Colors:

Refer to Finish/Color Selector.

Options

Finish Options:

Chrome: specify C1, add: \$510.00.
Satin Nickel Chrome: specify SNC, add: \$520.00.

For freight class and weight specifications, please refer to pages 341-343.



Occasional Tables / Round End Table-Perimeter Base

Table Top Styles for Occasional Tables



-212 5/8" Self Edge Laminate



-266 Eased Edge Profile SierraSolid



-267 Knife Edge Profile SierraSolid



-353 Bullnose Edge Slimline Birchply



-354 Knife Edge Slimline Birchply



-355 Square Edge Slimline Birchply

Round End Table 20"RD x 22"



Laminate/Color	T5008-212	T5008-266	T5008-267	T5008-353	T5008-354	T5008-355
Group 1	835.00	1027.25	N/A	N/A	N/A	835.00
Group 2	845.00	1175.00	N/A	N/A	N/A	845.00
Group 3	865.00	N/A	N/A	N/A	N/A	865.00

Round End Table 18"RD x 22"



Laminate/Color	T5009-212	T5009-266	T5009-267	T5009-353	T5009-354	T5009-355
Group 1	805.00	925.00	N/A	N/A	N/A	805.00
Group 2	810.00	1045.00	N/A	N/A	N/A	810.00
Group 3	825.00	N/A	N/A	N/A	N/A	825.00

Round End Table 24"RD x 25" Nesting

(Table 1 of 3)

Primary



Laminate/Color	T5304-N-212	T5304-N-266	T5304-N-267	T5304-N-353	T5304-N-354	T5304-N-355
Group 1	960.00	1142.50	N/A	N/A	N/A	960.00
Group 2	970.00	1290.00	N/A	N/A	N/A	970.00
Group 3	997.50	N/A	N/A	N/A	N/A	997.50

Round End Table 20"RD x 23" Nesting

(Table 2 of 3)

Nesting #1



Laminate/Color	T5305-N-212	T5305-N-266	T5305-N-267	T5305-N-353	T5305-N-354	T5305-N-355
Group 1	930.00	1122.50	N/A	N/A	N/A	930.00
Group 2	940.00	1270.00	N/A	N/A	N/A	940.00
Group 3	960.00	N/A	N/A	N/A	N/A	960.00

Round End Table 16"RD x 21" Nesting

(Table 3 of 3)

Nesting #2



Laminate/Color	T5306-212	T5306-266	T5306-267	T5306-353	T5306-354	T5306-355
Group 1	805.00	905.00	N/A	N/A	N/A	805.00
Group 2	810.00	1015.00	N/A	N/A	N/A	810.00
Group 3	825.00	N/A	N/A	N/A	N/A	825.00

Round End Table 24"RD x 25" Nesting

(Table 1 of 2)

Primary



Laminate/Color	T5304-N-212	T5304-N-266	T5304-N-267	T5304-N-353	T5304-N-354	T5304-N-355
Group 1	960.00	1142.50	N/A	N/A	N/A	960.00
Group 2	970.00	1290.00	N/A	N/A	N/A	970.00
Group 3	997.50	N/A	N/A	N/A	N/A	997.50

Round End Table 20"RD x 23" Nesting

(Table 2 of 2)

Nesting #1



Laminate/Color	T5305-212	T5305-266	T5305-267	T5305-353	T5305-354	T5305-355
Group 1	835.00	1027.00	N/A	N/A	N/A	835.00
Group 2	845.00	1175.00	N/A	N/A	N/A	845.00
Group 3	865.00	N/A	N/A	N/A	N/A	865.00

Standard Features

Standard Powdercoat Colors:
Refer to Finish/Color Selector.

Options

Finish Options:

Chrome: specify C1, add: \$290.00.
Satin Nickel Chrome: specify SNC, add: \$300.00.

For freight class and weight specifications, please refer to pages 341-343.



Occasional Tables / Square End Table-Perimeter Base

Table Top Styles for Occasional Tables



-212 5/8" Self Edge Laminate



-266 Eased Edge Profile SierraSolid



-267 Knife Edge Profile SierraSolid



-353 Bullnose Edge Slimline Birchply



-354 Knife Edge Slimline Birchply



-355 Square Edge Slimline Birchply

Square End Table 18" x 18" x 22"



Laminate/Color	T5010-212	T5010-266	T5010-267	T5010-353	T5010-354	T5010-355
Group 1	805.00	915.00	N/A	N/A	N/A	805.00
Group 2	810.00	995.00	N/A	N/A	N/A	810.00
Group 3	825.00	N/A	N/A	N/A	N/A	825.00

Square End Table 20" x 20" x 22"



Laminate/Color	T5011-212	T5011-266	T5011-267	T5011-353	T5011-354	T5011-355
Group 1	830.00	960.00	N/A	N/A	N/A	830.00
Group 2	840.00	1050.00	N/A	N/A	N/A	840.00
Group 3	850.00	N/A	N/A	N/A	N/A	850.00

Square End Table 20" x 20" x 25" Nesting

(Table 1 of 3)

Primary



Laminate/Color	T5307-N-212	T5307-N-266	T5307-N-267	T5307-N-353	T5307-N-354	T5307-N-355
Group 1	930.00	1060.00	N/A	N/A	N/A	930.00
Group 2	940.00	1150.00	N/A	N/A	N/A	940.00
Group 3	950.00	N/A	N/A	N/A	N/A	950.00

Square End Table 17.5" x 17.5" x 22.5" Nesting

(Table 2 of 3)

Nesting #1



Laminate/Color	T5308-N-212	T5308-N-266	T5308-N-267	T5308-N-353	T5308-N-354	T5308-N-355
Group 1	910.00	1020.00	N/A	N/A	N/A	910.00
Group 2	915.00	1100.00	N/A	N/A	N/A	915.00
Group 3	930.00	N/A	N/A	N/A	N/A	930.00

Square End Table 15" x 15" x 20" Nesting

(Table 3 of 3)

Nesting #2



Laminate/Color	T5309-212	T5309-266	T5309-267	T5309-353	T5309-354	T5309-355
Group 1	795.00	825.00	N/A	N/A	N/A	795.00
Group 2	805.00	885.00	N/A	N/A	N/A	805.00
Group 3	815.00	N/A	N/A	N/A	N/A	815.00

Square End Table 20" x 20" x 25" Nesting

(Table 1 of 2)

Primary



Laminate/Color	T5307-N-212	T5307-N-266	T5307-N-267	T5307-N-353	T5307-N-354	T5307-N-355
Group 1	930.00	1060.00	N/A	N/A	N/A	930.00
Group 2	940.00	1150.00	N/A	N/A	N/A	940.00
Group 3	950.00	N/A	N/A	N/A	N/A	950.00

Square End Table 17.5" x 17.5" x 22.5" Nesting

(Table 2 of 2)

Nesting #1



Laminate/Color	T5308-212	T5308-266	T5308-267	T5308-353	T5308-354	T5308-355
Group 1	805.00	915.00	N/A	N/A	N/A	805.00
Group 2	810.00	995.00	N/A	N/A	N/A	810.00
Group 3	825.00	N/A	N/A	N/A	N/A	825.00

Standard Features

Standard Powdercoat Colors:

Refer to Finish/Color Selector.

Options

Finish Options:

Chrome: specify C1, add: \$365.00.
Satin Nickel Chrome: specify SNC, add: \$375.00.

For freight class and weight specifications, please refer to pages 341-343.



Occasional Tables / Racetrack Console-Perimeter Base

Table Top Styles for Occasional Tables



-212 5/8" Self Edge Laminate



-266 Eased Edge Profile SierraSolid



-267 Knife Edge Profile SierraSolid



-353 Bullnose Edge Slimline Birchply



-354 Knife Edge Slimline Birchply



-355 Square Edge Slimline Birchply

Racetrack Console Table 16" x 52" x 30"



Laminate/Color	T5012-212	T5012-266	T5012-267	T5012-353	T5012-354	T5012-355
Group 1	1090.00	1485.00	N/A	N/A	N/A	1090.00
Group 2	1105.00	1605.00	N/A	N/A	N/A	1105.00
Group 3	1120.00	N/A	N/A	N/A	N/A	1120.00

Racetrack Console Table 18" x 56" x 30"



Laminate/Color	T5013-212	T5013-266	T5013-267	T5013-353	T5013-354	T5013-355
Group 1	1100.00	1610.00	N/A	N/A	N/A	1100.00
Group 2	1115.00	1725.00	N/A	N/A	N/A	1115.00
Group 3	1140.00	N/A	N/A	N/A	N/A	1140.00

Standard Features

Standard Powdercoat Colors:

Refer to Finish/Color Selector.

Options

Finish Options:

Chrome: specify C1, add: \$675.00.

Satin Nickel Chrome: specify SNC, add: \$685.00.

For freight class and weight specifications, please refer to pages 341-343.



Occasional Tables / Rectangular-Cross Base

Table Top Styles for Occasional Tables



-212 5/8" Self Edge Laminate



-266 Eased Edge Profile SierraSolid



-267 Knife Edge Profile SierraSolid



-353 Bullnose Edge Slimline Birchply



-354 Knife Edge Slimline Birchply



-355 Square Edge Slimline Birchply

Rectangular Cocktail Table 22" x 42" x 16"



Laminate/Color	T5100-212	T5100-266	T5100-267	T5100-353	T5100-354	T5100-355
Group 1	1051.25	1433.75	1433.75	1051.25	1051.25	1051.25
Group 2	1061.25	1553.75	1553.75	1061.25	1061.25	1061.25
Group 3	1098.75	N/A	N/A	1098.75	1098.75	1098.75

Rectangular Cocktail Table 30" x 48" x 18"



Laminate/Color	T5101-212	T5101-266	T5101-267	T5101-353	T5101-354	T5101-355
Group 1	1225.00	1750.00	1750.00	1225.00	1225.00	1225.00
Group 2	1240.00	1910.00	1910.00	1240.00	1240.00	1240.00
Group 3	1287.50	N/A	N/A	1287.50	1287.50	1287.50

Rectangular Console Table 16" x 52" x 30"



Laminate/Color	T5102-212	T5102-266	T5102-267	T5102-353	T5102-354	T5102-355
Group 1	1115.00	1380.00	1380.00	1115.00	1115.00	1115.00
Group 2	1125.00	1470.00	1470.00	1125.00	1125.00	1125.00
Group 3	1157.50	N/A	N/A	1157.50	1157.50	1157.50

Rectangular Console Table 18" x 56" x 30"



Laminate/Color	T5103-212	T5103-266	T5103-267	T5103-353	T5103-354	T5103-355
Group 1	1125.00	1525.00	1525.00	1125.00	1125.00	1125.00
Group 2	1135.00	1640.00	1640.00	1135.00	1135.00	1135.00
Group 3	1167.50	N/A	N/A	1167.50	1167.50	1167.50

Standard Features

Standard Powdercoat Colors:

Refer to Finish/Color Selector.

Options

Finish Options:

Chrome: specify C1, add: \$580.00.
Satin Nickel Chrome: specify SNC, add: \$590.00.

For freight class and weight specifications, please refer to pages 341-343.



Occasional Tables / Round-Cross Base

Table Top Styles for Occasional Tables



-212 5/8" Self Edge Laminate



-266 Eased Edge Profile SierraSolid



-267 Knife Edge Profile SierraSolid



-353 Bullnose Edge Slimline Birchply



-354 Knife Edge Slimline Birchply



-355 Square Edge Slimline Birchply

Round Cocktail Table 30"Rd x 16"



Laminate/Color	T5104-212	T5104-266	T5104-267	T5104-353	T5104-354	T5104-355
Group 1	1005.00	1375.00	1375.00	1005.00	1005.00	1005.00
Group 2	1020.00	1630.00	1630.00	1020.00	1020.00	1020.00
Group 3	1047.50	N/A	N/A	1047.50	1047.50	1047.50

Round Cocktail Table 36"Rd x 16"



Laminate/Color	T5105-212	T5105-266	T5105-267	T5105-353	T5105-354	T5105-355
Group 1	1110.00	1650.00	1650.00	1110.00	1110.00	1111.00
Group 2	1122.50	1985.00	1985.00	1122.50	1122.50	1122.50
Group 3	1160.00	N/A	N/A	1160.00	1160.00	1160.00

Round Cocktail Table 42"Rd x 16"



Laminate/Color	T5106-212	T5106-266	T5106-267	T5106-353	T5106-354	T5106-355
Group 1	1395.00	1985.00	1985.00	1395.00	1395.00	1395.00
Group 2	1420.00	2490.00	2490.00	1420.00	1420.00	1420.00
Group 3	1495.00	N/A	N/A	1495.00	1495.00	1495.00

Round Cocktail Table 48"Rd x 14"



Laminate/Color	T5107-212	T5107-266	T5107-267	T5107-353	T5107-354	T5107-355
Group 1	1485.00	2460.00	2460.00	1485.00	1485.00	1485.00
Group 2	1510.00	3065.00	3065.00	1510.00	1510.00	1510.00
Group 3	1590.00	N/A	N/A	1590.00	1590.00	1590.00

Round End Table 20"Rd x 22"



Laminate/Color	T5108-212	T5108-266	T5108-267	T5108-353	T5108-354	T5108-355
Group 1	850.00	1047.50	1047.50	850.00	850.00	850.00
Group 2	860.00	1190.00	1190.00	860.00	860.00	860.00
Group 3	880.00	N/A	N/A	880.00	880.00	880.00

Round End Table 18"Rd x 22"



Laminate/Color	T5109-212	T5109-266	T5109-267	T5109-353	T5109-354	T5109-355
Group 1	810.00	930.00	930.00	810.00	810.00	810.00
Group 2	815.00	1050.00	1050.00	815.00	815.00	815.00
Group 3	830.00	N/A	N/A	830.00	830.00	830.00

Standard Features

Standard Powdercoat Colors:
Refer to Finish/Color Selector.

Options

Finish Options:
Chrome: specify C1, add: \$395.00.
Satin Nickel Chrome: specify SNC, add: \$405.00.

For freight class and weight specifications, please refer to pages 341-343.



Occasional Tables / Square-Cross Base

Table Top Styles for Occasional Tables



-212 5/8" Self Edge Laminate



-266 Eased Edge Profile SierraSolid



-267 Knife Edge Profile SierraSolid



-353 Bullnose Edge Slimline Birchply



-354 Knife Edge Slimline Birchply



-355 Square Edge Slimline Birchply

Square End Table 18" x 18" x 22"



Laminate/Color	T5110-212	T5110-266	T5110-267	T5110-353	T5110-354	T5110-355
Group 1	805.00	915.00	915.00	805.00	805.00	805.00
Group 2	810.00	995.00	995.00	810.00	810.00	810.00
Group 3	825.00	N/A	N/A	825.00	825.00	825.00

Square End Table 20" x 20" x 22"



Laminate/Color	T5111-212	T5111-266	T5111-267	T5111-353	T5111-354	T5111-355
Group 1	830.00	960.00	960.00	830.00	830.00	830.00
Group 2	840.00	1050.00	1050.00	840.00	840.00	840.00
Group 3	850.00	N/A	N/A	850.00	850.00	850.00

Standard Features

Standard Powdercoat Colors:
Refer to Finish/Color Selector.

Options

Finish Options:
Chrome: specify C1, add: \$300.00.
Satin Nickel Chrome: specify SNC, add: \$310.00.

For freight class and weight specifications, please refer to pages 341-343.



Occasional Tables / Racetrack Console-Cross Base

Table Top Styles for Occasional Tables



-212 5/8" Self Edge Laminate



-266 Eased Edge Profile SierraSolid



-267 Knife Edge Profile SierraSolid



-353 Bullnose Edge Slimline Birchply



-354 Knife Edge Slimline Birchply



-355 Square Edge Slimline Birchply

Racetrack Console Table 16" x 52" x 30"



Laminate/Color	T5112-212	T5112-266	T5112-267	T5112-353	T5112-354	T5112-355
Group 1	1040.00	1435.00	1435.00	1040.00	1040.00	1040.00
Group 2	1055.00	1555.00	1555.00	1055.00	1055.00	1055.00
Group 3	1070.00	N/A	N/A	1070.00	1070.00	1070.00

Racetrack Console Table 18" x 56" x 30"



Laminate/Color	T5113-212	T5113-266	T5113-267	T5113-353	T5113-354	T5113-355
Group 1	1070.00	1465.00	1465.00	1070.00	1070.00	1070.00
Group 2	1085.00	1585.00	1585.00	1085.00	1085.00	1085.00
Group 3	1100.00	N/A	N/A	1100.00	1100.00	1100.00

Standard Features

Standard Powdercoat Colors:

Refer to Finish/Color Selector.

Options

Finish Options:

Chrome: specify C1, add: \$525.00.

Satin Nickel Chrome: specify SNC, add: \$535.00.

For freight class and weight specifications, please refer to pages 341-343.



Occasional Tables / Rectangular "C"-Cantilever Base

Table Top Styles for Occasional Tables



-212 5/8" Self Edge Laminate



-266 Eased Edge Profile SierraSolid



-267 Knife Edge Profile SierraSolid



-353 Bullnose Edge Slimline Birchply



-354 Knife Edge Slimline Birchply



-355 Square Edge Slimline Birchply

Rectangular C-Table 16" x 22" x 25"



Laminate/Color	T5200-212	T5200-266	T5200-267	T5200-353	T5200-354	T5200-355
Group 1	815.00	905.00	N/A	N/A	N/A	815.00
Group 2	825.00	955.00	N/A	N/A	N/A	825.00
Group 3	840.00	N/A	N/A	N/A	N/A	840.00

Rectangular C-Table 14" x 20" x 25"



Laminate/Color	T5201-212	T5201-266	T5201-267	T5201-353	T5201-354	T5201-355
Group 1	785.00	885.00	N/A	N/A	N/A	785.00
Group 2	795.00	935.00	N/A	N/A	N/A	795.00
Group 3	810.00	N/A	N/A	N/A	N/A	810.00

Standard Features

Standard Powdercoat Colors:
Refer to Finish/Color Selector.

Options

Finish Options:
Chrome: specify C1, add: \$295.00.
Satin Nickel Chrome: specify SNC, add: \$305.00.

For freight class and weight specifications, please refer to pages 341-343.



Occasional Tables / Racetrack "C"-Cantilever Base

Table Top Styles for Occasional Tables



-212 5/8" Self Edge Laminate



-266 Eased Edge Profile SierraSolid



-267 Knife Edge Profile SierraSolid



-353 Bullnose Edge Slimline Birchply



-354 Knife Edge Slimline Birchply



-355 Square Edge Slimline Birchply

Racetrack C-Table 16" x 22" x 25"



Laminate/Color	T5202-212	T5202-266	T5202-267	T5202-353	T5202-354	T5202-355
Group 1	815.00	905.00	N/A	N/A	N/A	815.00
Group 2	825.00	955.00	N/A	N/A	N/A	825.00
Group 3	840.00	N/A	N/A	N/A	N/A	840.00

Racetrack C-Table 14" x 20" x 25"



Laminate/Color	T5203-212	T5203-266	T5203-267	T5203-353	T5203-354	T5203-355
Group 1	785.00	885.00	N/A	N/A	N/A	785.00
Group 2	795.00	935.00	N/A	N/A	N/A	795.00
Group 3	810.00	N/A	N/A	N/A	N/A	810.00

Standard Features

Standard Powdercoat Colors:
Refer to Finish/Color Selector.

Options

Finish Options:
Chrome: specify C1, add: \$320.00.
Satin Nickel Chrome: specify SNC, add: \$330.00.

For freight class and weight specifications, please refer to pages 341-343.



Occasional Tables / Bobber Table

Table Top Styles for Bobber Tables



-212 5/8" Self Edge Laminate



-266 Eased Edge Profile SierraSolid



-267 Knife Edge Profile SierraSolid



-353 Bullnose Edge Slimline Birchply



-354 Knife Edge Slimline Birchply



-355 Square Edge Slimline Birchply

Bobber Table 16"Rd x 19.5"H



Laminate/Color	T5501-212	T5501-266	T5501-267	T5501-353	T5501-354	T5501-355
Group 1	1095.00	1215.00	1215.00	1095.00	1095.00	1095.00
Group 2	1100.00	1355.00	1355.00	1100.00	1100.00	1100.00
Group 3	1115.00	N/A	N/A	1115.00	1115.00	1115.00

Standard Features

Standard Powdercoat Colors:

Refer to Finish/Color Selector.

Dimensions:

Top: 16" Dia.
Base: 8" Dia.

Glides, Threaded for Manual Adjustment

Options

Finish Options:

Chrome: specify C1, add: \$320.00.

Satin Nickel Chrome: specify SNC, add: \$330.00.

Tabletop Options



Other top styles available through the MTS
Custom Shoppe

**For freight class and weight
specifications, please refer to pages
341-343.**



Occasional Tables / Discus Round Table

Table Top Styles for Discus Tables



-212 5/8" Self Edge Laminate



-266 Eased Edge Profile SierraSolid



-267 Knife Edge Profile SierraSolid



-353 Bullnose Edge Slimline Birchply



-354 Knife Edge Slimline Birchply



-355 Square Edge Slimline Birchply

Discus Round Table 30"Rd x 11"H



Laminate/Color	T5430-212	T5430-266	T5430-267	T5430-353	T5430-354	T5430-355
Group 1	1050.00	1420.00	1420.00	1050.00	1050.00	1050.00
Group 2	1065.00	1675.00	1675.00	1065.00	1065.00	1065.00
Group 3	1092.50	N/A	N/A	1092.50	1092.50	1092.50

Discus Round Table 36"Rd x 11"H



Laminate/Color	T5436-212	T5436-266	T5436-267	T5436-353	T5436-354	T5436-355
Group 1	1155.00	1695.00	1695.00	1155.00	1155.00	1155.00
Group 2	1170.00	2030.00	2030.00	1170.00	1170.00	1170.00
Group 3	1197.50	N/A	N/A	1197.50	1197.50	1197.50

Discus Round Table 42"Rd x 11"H



Laminate/Color	T5442-212	T5442-266	T5442-267	T5442-353	T5442-354	T5442-355
Group 1	1440.00	2030.00	2030.00	1440.00	1440.00	1440.00
Group 2	1465.00	2535.00	2535.00	1465.00	1465.00	1465.00
Group 3	1540.00	N/A	N/A	1540.00	1540.00	1540.00

Discus Round Table 48"Rd x 11"H



Laminate/Color	T5448-212	T5448-266	T5448-267	T5448-353	T5448-354	T5448-355
Group 1	1520.00	2495.00	2495.00	1520.00	1520.00	1520.00
Group 2	1545.00	3100.00	3100.00	1545.00	1545.00	1545.00
Group 3	1625.00	N/A	N/A	1625.00	1625.00	1625.00

Standard Features

Standard Post Formed Laminate Base
Contact MTS for selections

Glide, Threaded for Manual Adjustment

For freight class and weight specifications, please refer to pages 341-343.

Options

Tabletop Options



Other top styles available through the MTS Custom Shoppe



Occasional Tables Weight Specifications

Freight Class: **175** (models 266, 267) **250** (models 212, 353, 354, 355)

Model #	Actual Wt.	Shipping Wt.	Cu. ft.	Per Carton
T5000-212	32	61	16.61	1
T5000-266	51.5	80.5	16.61	1
T5000-355	32	61	16.61	1
T5001-212	44	82	26.60	1
T5001-266	75.5	113.5	26.60	1
T5001-355	44	82	26.60	1
T5002-212	32.5	60.5	24.63	1
T5002-6B-212	56.8	71.8	40.9	2
T5002-266	48.5	76.5	24.63	1
T5002-355	32.5	60.5	24.63	1
T5003-212	37.5	68.5	29.03	1
T5003-6B-212	58.8	73.8	51.1	2
T5003-266	56	87	29.03	1
T5003-355	33.5	64.5	29.03	1
T5004-212	23	51	16.06	1
T5004-266	37.5	65.5	16.06	1
T5004-355	23	51	16.06	1
T5005-212	30.5	65.5	22.22	1
T5005-266	51.5	86.5	22.22	1
T5005-355	30.5	65.5	22.22	1
T5006-212	39	82	29.39	1
T5006-266	68	111	29.39	1
T5006-355	39	82	29.39	1
T5007-212	48	100	34.43	1
T5007-266	86	138	34.43	1
T5007-355	48	100	34.43	1
T5008-212	14.5	33.5	10.00	1
T5008-266	20.5	39.5	10.00	1
T5008-355	14.5	33.5	10.00	1
T5009-212	13.5	29.5	8.40	1
T5009-266	18.5	34.5	8.40	1
T5009-355	13.5	29.5	8.40	1
T5010-212	16	32	8.40	1
T5010-266	22.5	38.5	8.40	1
T5010-355	16	32	8.40	1
T5011-212	17.5	34.5	10.00	1
T5011-266	25.5	42.5	10.00	1
T5011-355	17.5	34.5	10.00	1
T5012-212	31	59	24.63	1
T5012-266	47.5	75.5	24.63	1
T5012-355	31	59	24.63	1

Model #	Actual Wt.	Shipping Wt.	Cu. ft.	Per Carton
T5013-212	32	63	29.03	1
T5013-266	54.5	85.5	29.03	1
T5013-355	32	63	29.03	1
T5100-212	31	60	16.61	1
T5100-266	50	79	16.61	1
T5100-267	50	79	16.61	1
T5100-353	31	60	16.61	1
T5100-354	31	60	16.61	1
T5100-355	31	60	16.61	1
T5101-212	41.5	79.5	26.60	1
T5101-266	72.5	110.5	26.60	1
T5101-267	72.5	110.5	26.60	1
T5101-353	41.5	79.5	26.60	1
T5101-354	41.5	79.5	26.60	1
T5101-355	41.5	79.5	26.60	1
T5102-212	31	59	24.63	1
T5102-266	47.5	75.5	24.63	1
T5102-267	47.5	75.5	24.63	1
T5102-353	31	59	24.63	1
T5102-354	31	59	24.63	1
T5102-355	31	59	24.63	1
T5103-212	36	67	29.03	1
T5103-266	54.5	85.5	29.03	1
T5103-267	54.5	85.5	29.03	1
T5103-353	32	63	29.03	1
T5103-354	32	63	29.03	1
T5103-355	32	63	29.03	1
T5104-212	20.5	48.5	16.06	1
T5104-266	33.5	61.5	16.06	1
T5104-267	33.5	61.5	16.06	1
T5104-353	20.5	48.5	16.06	1
T5104-354	20.5	48.5	16.06	1
T5104-355	20.5	48.5	16.06	1
T5105-212	27.5	62.5	22.22	1
T5105-266	47	82	22.22	1
T5105-267	47	82	22.22	1
T5105-353	27.5	62.5	22.22	1
T5105-354	27.5	62.5	22.22	1
T5105-355	27.5	62.5	22.22	1
T5106-212	35	78	29.39	1
T5106-266	62	105	29.39	1



Occasional Tables Weight Specifications

Freight Class: **175** (models 266, 267) **250** (models 212, 353, 354, 355)

Model #	Actual Wt.	Shipping Wt.	Cu. ft.	Per Carton
T5106-267	62	105	29.39	1
T5106-353	35	78	29.39	1
T5106-354	35	78	29.39	1
T5106-355	35	78	29.39	1
T5107-212	43.5	95.5	34.43	1
T5107-266	79	131	34.43	1
T5107-267	79	131	34.43	1
T5107-353	43.5	95.5	34.43	1
T5107-354	43.5	95.5	34.43	1
T5107-355	43.5	95.5	34.43	1
T5108-212	14.5	33.5	10.00	1
T5108-266	20	39	10.00	1
T5108-267	20	39	10.00	1
T5108-353	14.5	33.5	10.00	1
T5108-354	14.5	33.5	10.00	1
T5108-355	14.5	33.5	10.00	1
T5109-212	12.5	28.5	8.40	1
T5109-266	17.5	32.5	8.40	1
T5109-267	17.5	32.5	8.40	1
T5109-353	12.5	28.5	8.40	1
T5109-354	12.5	28.5	8.40	1
T5109-355	12.5	28.5	8.40	1
T5110-212	14.5	30.5	8.40	1
T5110-266	21	37	8.40	1
T5110-267	21	37	8.40	1
T5110-353	14.5	30.5	8.40	1
T5110-354	14.5	30.5	8.40	1
T5110-355	14.5	30.5	8.40	1
T5111-212	16.5	33.5	10.00	1
T5111-266	24	41	10.00	1
T5111-267	24	41	10.00	1
T5111-353	16.5	33.5	10.00	1
T5111-354	16.5	33.5	10.00	1
T5111-355	16.5	33.5	10.00	1
T5112-212	29	57	24.63	1
T5112-266	45.5	73.5	24.63	1
T5112-267	45.5	73.5	24.63	1
T5112-353	29	57	24.63	1
T5112-354	29	57	24.63	1
T5112-355	29	57	24.63	1
T5113-212	29	60	29.03	1

Model #	Actual Wt.	Shipping Wt.	Cu. ft.	Per Carton
T5113-266	51.5	82.5	29.03	1
T5113-267	51.5	82.5	29.03	1
T5113-353	29	60	29.03	1
T5113-354	29	60	29.03	1
T5113-355	29	60	29.03	1
T5200-212	18	36	9.93	1
T5200-266	25.5	43.5	9.93	1
T5200-355	18	36	9.93	1
T5201-212	17	31	8.25	1
T5201-266	23	37	8.25	1
T5201-355	17	31	8.25	1
T5202-212	15	31	9.93	1
T5202-266	22	38	9.93	1
T5202-355	15	31	9.93	1
T5203-212	13.5	29.5	8.25	1
T5203-266	19	35	8.25	1
T5203-355	13.5	29.5	8.25	1
T5300-212	26.5	52.5	14.44	1
T5300-266	42.5	68.5	14.44	1
T5300-355	26.5	52.5	14.44	1
T5301-212	24.5	49.5	10.96	1
T5301-266	37.5	62.5	10.96	1
T5301-355	24.5	49.5	10.96	1
T5302-212	21.5	49.5	16.06	1
T5302-266	36	64	16.06	1
T5302-355	21.5	49.5	16.06	1
T5303-212	16.5	38.5	9.98	1
T5303-266	26	48	9.98	1
T5303-355	16.5	38.5	9.98	1
T5304-N-212	17	38	14.97	1
T5304-N-266	27.5	48.5	14.97	1
T5304-N-355	17	38	14.97	1
T5305-212	14.5	32.5	10.33	1
T5305-266	21.5	39.5	10.33	1
T5305-355	14.5	32.5	10.33	1
T5305-N-212	14	32	10.33	1
T5305-N-266	20	38	10.33	1
T5305-N-355	14	32	10.33	1
T5306-212	11.5	25.5	6.71	1
T5306-266	15.5	29.5	6.71	1
T5306-355	11.5	25.5	6.71	1



Occasional Tables Weight Specifications

Freight Class: **175** (models 266, 267) **250** (models 212, 353, 354, 355)


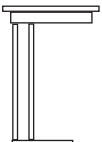




Model #	Actual Wt.	Shipping Wt.	Cu. ft.	Per Carton
T5307-N-212	18.5	36.5	11.00	1
T5307-N-266	27	45	11.00	1
T5307-N-266	27	45	11.00	1
T5307-N-355	18.5	36.5	11.00	1
T5308-212	15.5	31.5	8.16	1
T5308-266	22	38	8.16	1
T5308-N-212	15.5	31.5	8.16	1
T5308-N-266	22	38	8.16	1
T5308-N-355	15.5	31.5	8.16	1
T5309-212	13	26.5	58.85	1
T5309-266	17.5	31	5.85	1
T5309-355	13	26.5	5.85	1
T5424-212	28.9	43.9	8.4	1
T5424-266	32.3	47.3	8.4	1
T5424-267	32.3	47.3	8.4	1
T5424-353	28.9	43.9	8.4	1
T5424-354	28.9	43.9	8.4	1
T5424-355	28.9	43.9	8.4	1
T5430-212	38.1	53.1	9.5	1
T5430-266	40.7	55.7	9.5	1
T5430-267	40.7	55.7	9.5	1
T5430-353	38.1	53.1	9.5	1
T5430-354	38.1	53.1	9.5	1
T5430-355	38.1	53.1	9.5	1
T5436-212	48.3	63.3	14.9	1
T5436-266	52.9	67.9	14.9	1
T5436-267	52.9	67.9	14.9	1
T5436-353	48.3	63.3	14.9	1
T5436-354	48.3	63.3	14.9	1
T5436-355	48.3	63.3	14.9	1
T5442-212	60.7	80.7	21.4	1
T5442-266	65.8	85.8	21.4	1
T5442-267	65.8	85.8	21.4	1
T5442-353	60.7	80.7	21.4	1
T5442-354	60.7	80.7	21.4	1
T5442-355	60.7	80.7	21.4	1
T5448-212	75.0	95.0	25.1	1
T5448-266	81.5	101.5	25.1	1
T5448-267	81.5	101.5	25.1	1
T5448-353	75.0	95.0	25.1	1
T5448-354	75.0	95.0	25.1	1
T5448-355	75.0	95.0	25.1	1

Model #	Actual Wt.	Shipping Wt.	Cu. ft.	Per Carton
T5501-212	27.9	35.4	28.6	1
T5501-266	29.4	36.9	28.6	1
T5501-267	29.4	36.9	28.6	1
T5501-353	27.9	25.4	28.6	1
T5501-354	27.9	25.4	28.6	1
T5501-355	27.9	25.4	28.6	1

425 Series | Continuity Collection Folding Tables
 FOB: Fort Wayne, IN 46805, Freight Class: 125

Heavy Duty Plywood Folding Tables with Galvanized Steel Edge



Table Style	Model Number	Size w" x l" x h"	Act. wgt.	Ship wgt.	Packed	Cu. Ft.	Price
 Arched Leg	425-1860-AL*	18" x 60" x 29¾"	43	51	1	2.2	
	425-1872-AL	18" x 72" x 29¾"	46	54	1	2.2	
	425-1896-AL	18" x 96" x 29¾"	56	64	1	2.9	
	425-2460-AL*	24" x 60" x 29¾"	46	54	1	2.2	
	425-2472-AL	24" x 72" x 29¾"	55	63	1	2.9	
	425-2496-AL	24" x 96" x 29¾"	68	76	1	3.9	
 Meeting Room Leg	425-1860-ML*	18" x 60" x 29¾"	48	56	1	2.2	
	425-1872-ML	18" x 72" x 29¾"	51	59	1	2.2	
	425-1896-ML	18" x 96" x 29¾"	61	69	1	2.9	
	425-2460-ML*	24" x 60" x 29¾"	51	59	1	2.2	
	425-2472-ML	24" x 72" x 29¾"	60	68	1	2.9	
	425-2496-ML	24" x 96" x 29¾"	73	81	1	3.9	
 Rectangles with Arched Leg	425-3060-AL*	30" x 60" x 29¾"	64	72	1	3.6	
	425-3072-AL	30" x 72" x 29¾"	64	72	1	3.6	
	425-3096-AL	30" x 96" x 29¾"	80	88	1	4.8	
	425-3672-AL	36" x 72" x 29¾"	86	94	1	5.25	
 Rounds with Arched Leg	425-60RD-AL	60"RD Dia. x 29¾"	81	89	1	8.1	
	425-66RD-AL	66 RD Dia. x 29¾"	95	103	1	11.6	
	425-72RD-AL	72 RD Dia. x 29¾"	108	116	1	11.6	
 Half Round with Arched Leg	425-60HR-AL	30" x 60" x 29¾"	45	55	1	3.4	
 1/4 Round with Arched Leg	425-60CR-AL	30" x 60" x 29¾"	53	63	2	6.3	
	425-3060CR-AL	41" x 87" x 29¾"	72	82	1	4.5	

Contact MTS for Pricing

DISCONTINUED

***Legs will overlap when folded. Tables must be stored on edge.**

Standard Features:

- Meets and exceeds BIFMA standards
- High quality, furniture grade Baltic birch plywood top
- UV cured clear coat finish
- Steel frame underside with hard plastic corners
- Galvanized steel edges, except where noted
- Black legs
- 16" gauge, 1" diameter arched leg design (excluding Meeting Room leg)
- 16" gauge 1.25" diameter Meeting Room leg design
- Spring loaded leg brace locking mechanism
- Stacking buttons protect tables during storage

Warranty:

5-year structural frame warranty.





465 Series | Continuity Collection Folding Tables

FOB: Fort Wayne, IN 46805, Freight Class: 125

Padded Vinyl Plywood with Galvanized Steel Edge Folding Tables



Standard Features:

- Meets and exceeds BIFMA standards
- White padded surface
- Plywood core
- Black Steel frame underside with hard plastic corners
- Steel edge except where noted
- Black legs
- Spring loaded leg brace locking mechanism
- 16 gauge, 1" diameter arched leg design (excluding Meeting Room leg)
- 16 gauge 1.25" diameter Meeting Room leg design
- Stacking buttons protect tables during storage

Warranty:

5-year structural frame warranty.



Table Style	Model #	Size w" x l" x h"	Act. wgt.	Ship wgt.	Packed	Cu. Ft.	Price
 Arched Leg	465-1860-AL*	18" x 60" x 29 3/4"	41	49	1	2.5	467.50
	465-1872-AL	18" x 72" x 29 3/4"	43	51	1	2.2	485.00
	465-1896-AL	18" x 96" x 29 3/4"	53	61	1	2.9	585.00
	465-2460-AL*	24" x 60" x 29 3/4"	49	57	1	3.3	550.00
	465-2472-AL	24" x 72" x 29 3/4"	53	61	1	2.9	585.00
	465-2496-AL	24" x 96" x 29 3/4"	65	73	1	3.9	667.50
 Meeting Room Leg	465-1860-ML*	18" x 60" x 29 3/4"	46	54	1	2.5	512.50
	465-1872-ML	18" x 72" x 29 3/4"	48	56	1	2.2	530.00
	465-1896-ML	18" x 96" x 29 3/4"	58	66	1	2.9	630.00
	465-2460-ML*	24" x 60" x 29 3/4"	54	62	1	3.3	600.00
	465-2472-ML	24" x 72" x 29 3/4"	58	66	1	2.9	635.00
	465-2496-ML	24" x 96" x 29 3/4"	70	78	1	3.9	717.50
 Rectangles with Arched Leg	465-3060-AL*	30" x 60" x 29 3/4"	57	65	1	4.1	600.00
	465-3072-AL	30" x 72" x 29 3/4"	62	70	1	3.6	635.00
	465-3096-AL	30" x 96" x 29 3/4"	78	86	1	4.8	750.00
 Rounds with Arched Leg	465-48RD-AL	48" Dia. x 29 3/4"	72	90	1	8.1	600.00
	465-60RD-AL	60" Dia. x 29 3/4"	90	99	1	8.1	835.00
	465 66RD-AL	66" Dia. x 29 3/4"	95	103	1	11.6	1085.00
	465-72RD-AL	72" Dia. x 29 3/4"	109	117	1	11.6	1135.00
 Half Round with Arched Leg	465-60HR-AL	30" x 60" x 29 3/4" Black T-Mold Edge	45	55	1	3.4	550.00
 1/4 Round with Arched Leg	465-60QR-AL	30" x 30" x 29 3/4" Black T-Mold Edge	28	38	2	6.3	417.50
 Crescent with Arched Leg	465-3060CR-AL	41" x 87" x 29 3/4" Black T-Mold Edge	72	82	1	4.5	1067.50

*Legs will overlap when folded. Tables must be stored on edge.



030 Series and X-Fold | Folding Table Carts

030 Series Freight Class: 250 Temperance, MI 48182
X-Fold Series: FOB: Springfield, IL 62707
Freight Class: 125

Folding Table Carts

Carts with Handrail

Round Carts: 030-RT

Fits 48" to 72" round and holds 8 round or crescent tables. (Except for 445 series 60" and 72" round tables which have a capacity of 7 tables per cart.)



Rectangular Carts:

030-72

030-96

Holds 10 tables.



X-Fold Table Cart

475-XFTC30

475-XFTC36

Holds 10 tables



Model Number	Size w" x l" x h"	Ship wtg.	Packed	Cu. Ft.	Price
5" diameter, 2" wide hard rubber wheels. Two swivel with brakes, two rigid.					
030-RT	32" x 65" x 44"	85	1	8.8	1095.00
030-72	32" x 76" x 44"	74	1	10.3	665.00
030-96	32" x 100" x 44"	85	1	14.1	675.00
X-Fold Table Cart: 6" diameter, 1-3/8" wide polyurethane wheels. Two swivel with brakes, two rigid.					
475-XFTC30	25 x 48 x 39	55	1	6.3	2,060.00
475-XFTC36	25 x 48 x 39	55	1	6.3	2,065.00
(475-XFTC36 will not fit through a standard door opening and will only fit through a double door opening.)					

Standard Features:

5-Year Structural Frame Warranty on 030 series carts. 1-Year Structural Frame Warranty on X-Fold Table Cart.



481 Transfold™ Stage & Riser Units | Hardboard Deck

FOB: Springfield, IL 62707 Freight Class: 70

TransFold™ Stage & Riser Units - Hardboard Deck

36" Wide



48" Wide



Model Number	Size w' x l' x h''	Ship wgt.	Cu. Ft.	Price	
36" Wide Riser Units					
481-T3408H	3 x 4	8	57	3.3	1,070.00
481-T3416H		16-24	68	3.3	1,250.00
481-T3424H*		24-32	79	3.3	1,257.50
481-T3608H	3 x 6	8	82	4.9	1,560.00
481-T3616H		16-24	97	4.9	1,815.00
481-T3624H*		24-32	101	4.9	1,847.50
481-T3808H	3 x 8	8	103	6.5	1,627.50
481-T3816H		16-24	118	6.5	1,925.00
481-T3824H		24-32	122	6.5	1,940.00
48" Wide Riser Units					
481-T4408H	4 x 4	8	72	4.3	1,152.50
481-T4416H		16-24	92	4.3	1,467.50
481-T4424H*		24-32	112	4.3	1,505.00
481-T4608H	4 x 6	8	105	6.4	1,630.00
481-T4616H		16-24	133	6.4	2,225.00
481-T4624H*		24-32	161	6.4	2,240.00
481-T4808H	4 x 8	8	132	8.5	1,742.50
481-T4816H		16-24	159	8.5	2,292.50
481-T4824H		24-32	165	8.5	2,375.00

SAFETY NOTICE: Guard rails should be used on sides and rear of stages whenever possible.

* Legs on these models overlap when folded for storage. These models have leg configurations that reduce the storage capacity by two units per caddie.

Standard Features:

TransFold™ portable stages give you the freedom to configure the stage to create any performance environment you can imagine. Our convenient 4' x 4' module gives you the flexibility to build the exact size and shape stage that you need to accommodate your event. Unique arc and triangular shaped sections let you design stage sets that stand out in the crowd.

Stage setup is easy and can be accomplished quickly with only one person. Integral wheels furnished on 16" and taller stage units facilitate unloading from the storage caddie and moving into position without any heavy lifting. Once in place, wheels automatically lift from the floor and each stage unit rests securely on non-marking glides. Built-in-height adjustment gives you the option to create the ideal configuration for every event. Steps, guardrails and clip-on skirting complete the stage for safe and professional looking foundation.

- **15-year structural frame warranty.**
- **Stages safely support a uniform load of 200 lbs. per square foot.**



482 Transfold™ Stage & Riser Units | Polypropylene Deck

FOB: Springfield, IL 62707 Freight Class: 70

TransFold™ Stage & Riser Units - Polypropylene Deck

36" Wide



48" Wide



Model Number	Size w' x l'x h"	Ship wgt.	Cu. Ft.	Price
36" Wide Riser Units				
482-T3408P	3 x 4 16-24 24-32	56	3.3	1,165.00
482-T3416P		67	3.3	1,367.50
482-T3424P*		78	3.3	1,387.50
482-T3608P	3 x 6 16-24 16-24	80	4.9	1,617.50
482-T3616P		96	4.9	1,682.50
482-T3624P*		116	6.5	1,922.50
482-T3808P	3 x 8 16-24 24-32	100	6.5	1,710.00
482-T3816P		116	6.5	2,015.00
482-T3824P		120	6.5	2,035.00
48" Wide Riser Units				
482-T4408P	4 x 4 16-24 24-32	71	4.3	1,110.00
482-T4416P		91	4.3	1,372.50
482-T4424P*		111	4.3	1,432.50
482-T4608P	4 x 6 16-24 24-32	102	6.4	1,637.50
482-T4616P		130	6.4	2,067.50
482-T4624P*		158	6.4	2,120.00
482-T4808P	4 x 8 16-24 24-32	129	8.5	1,747.50
482-T4816P		156	8.5	2,202.50
482-T4824P		161	8.5	2,210.00

SAFETY NOTICE: Guard rails should be used on sides and rear of stages whenever possible.

* Legs on these models overlap when folded for storage. These models have leg configurations that reduce the storage capacity by two units per caddie.

Standard Features:

Deck Colors:

FD3: Black
FD4: Grey

TransFold™ portable stages give you the freedom to configure the stage to create any performance environment you can imagine. Our convenient 4' x 4' module gives you the flexibility to build the exact size and shape stage that you need to accommodate your event. Unique arc and triangular shaped sections let you design stage sets that stand out in the crowd.

Stage setup is easy and can be accomplished quickly with only one person. Integral wheels furnished on 16" and taller stage units facilitate unloading from the storage caddie and moving into position without any heavy lifting. Once in place, wheels automatically lift from the floor and each stage unit rests securely on non-marking glides. Built-in-height adjustment gives you the option to create the ideal configuration for every event. Steps, guardrails and clip-on skirting complete the stage for safe and professional looking foundation.

- **15-year structural frame warranty.**
- **Stages safely support a uniform load of 200 lbs. per square foot.**



483 Transfold™ Stage & Riser Units | Carpet Deck

FOB: Springfield, IL 62707 Freight Class: 70

TransFold™ Stage & Riser Units - Carpet Deck

36" Wide



48" Wide



Model Number	Size w' x l' h"	Ship wgt.	Cu. Ft.	Price
36" Wide Riser Units				
483-T3408C	3 x 4	8	54	1,005.00
483-T3416C		16-24	64	1,267.50
483-T3424C*		24-32	74	1,297.50
483-T3608C	3 x 6	8	77	1,360.00
483-T3616C		16-24	92	1,677.50
483-T3624C*		24-32	96	1,687.50
483-T3808C	3 x 8	8	96	1,465.00
483-T3816C		16-24	111	1,825.00
483-T3824C		24-32	115	1,855.00
48" Wide Riser Units				
483-T4408C	4 x 4	8	68	1,145.00
483-T4416C		16-24	87	1,315.00
483-T4424C*		24-32	106	1,362.50
483-T4608C	4 x 6	8	98	1,577.50
483-T4616C		16-24	126	1,985.00
483-T4624C*		24-32	154	2,020.00
483-T4808C	4 x 8	8	123	1,647.50
483-T4816C		16-24	150	2,080.00
483-T4824C		24-32	155	2,095.00

SAFETY NOTICE: Guard rails should be used on sides and rear of stages whenever possible.

* Legs on these models overlap when folded for storage. These models have leg configurations that reduce the storage capacity by two units per caddie.

Standard Features:

Carpet Colors:

Ebony Black: FC1
Fiesta Red: FC2
Charcoal Grey: FC3
Twilight Blue: FC4
Mushroom Tan: FC5
Pewter Grey: FC6

TransFold™ portable stages give you the freedom to configure the stage to create any performance environment you can imagine. Our convenient 4' x 4' module gives you the flexibility to build the exact size and shape stage that you need to accommodate your event. Unique arc and triangular shaped sections let you design stage sets that stand out in the crowd.

Stage setup is easy and can be accomplished quickly with only one person. Integral wheels furnished on 16" and taller stage units facilitate unloading from the storage caddie and moving into position without any heavy lifting. Once in place, wheels automatically lift from the floor and each stage unit rests securely on non-marking glides. Built-in-height adjustment gives you the option to create the ideal configuration for every event. Steps, guardrails and clip-on skirting complete the stage for safe and professional looking foundation.

- **15-year structural frame warranty.**
- **Stages safely support a uniform load of 200 lbs. per square foot.**



484 Transfold™ & Mobile Stages | Accessories

FOB: Springfield, IL 62707 Freight Class: 70

TransFold™ Box Pleat Skirting: 481, 482, 483 (Ships separately from supplier)

Model Number	Height	Ship wgt.	Price
484-TSKB08	7"h (Ln. Ft.)	0.2	40.50
484-TSKB16	15"h (Ln. Ft.)	0.2	42.50
484-TSKB24	23"h (Ln. Ft.)	0.3	55.00
484-TSKB32	31"h x (Ln. Ft.)	0.3	70.00
484-TSKB40	39"h (Ln. Ft.)	0.4	82.50

Skirting Colors:

FS1 Black
FS2 Burgundy
FS3 Jade
FS4 Navy



One skirt attaching clip is furnished for every linear foot of skirting. Actual height is 1" less than stage height.

Mobile Stage Box Pleat Skirting: 491, 492, 493 (Ships separately from supplier)

Model Number	Height	Ship wgt.	Price
484-SKB08	7"h (Ln. Ft.)	0.2	40.50
484-SKB16	15"h (Ln. Ft.)	0.2	42.50
484-SKB24	23"h (Ln. Ft.)	0.3	55.00
484-SKB32	31"h (Ln. Ft.)	0.7	70.00
484-SKB40	39"h (Ln. Ft.)	0.9	82.50

Skirting Colors:

FS1 Black
FS2 Burgundy
FS3 Jade
FS4 Navy

Note: Must order factory installed Velcro® on mobile stage order. See page 352.



Actual height is 1" less than stage height.



484 Transfold™ & Mobile Stages | Accessories

FOB: Springfield, IL 62707 Freight Class: 70

Mobile Stages Steps (Includes Handrails)

For use on Mobile Stages.

Model Number	w" x d" x h"	Wgt.	Cubes	Price
484-ST1	1 Step 36" x 14" x 47"	44	3.5	1,020.00
484-ST2	2 Step 36" x 32" x 55"	74	11.5	1,317.50
484-ST3	3 Step 36" x 45" x 63"	113	21.4	1,567.50
484-ST4	4 Step 36" x 57" x 71"	142	24.5	2,170.00



All steps furnished with black metal and gray polypropylene surface. Three and four step units require assembly. All step treads are 32½" wide x 12" deep.

TransFold™ Stage Steps (Includes Handrails)

Model Number	l" x h" x step ht.	Wgt.	Cubes	Price
484-TST1	36" x 14" x 8"	44	3.5	1,067.50
484-TST2	36" x 27" x 16"	74	11.5	1,365.00
484-TST3	36" x 40" x 24"	113	21.4	1,625.00
484-TST4	36" x 52" x 32"	142	24.5	2,237.50



TransFold™ Guard Rails (Clamp-on design with chair stop)

Model Number	l" x h"	Wgt.	Cubes	Price
484-TGRU36	36" x 42"	24	.2	632.50
484-TGRU48	48" x 42"	36	.3	925.50



Mobile Stage Guard Rails

Model Number	l" x h"	Wgt.	Cubes	Price
484-GRU36	36" x 30"	16	.2	275.00
484-GRU48	48" x 30"	18	.3	295.00



All rails are 30" high from the stage floor.

Stage and Riser Caddy

For use on TransFold™

Model Number	l" x w" x h"	Wgt.	Cubes	Price
484-MSC	44" x 30" x 60"	66	5.7	2,060.00






491, 492, & 493 Series | Mobile Stages

FOB: Springfield, IL 62707 Freight Class: 200

491, 492, 493 Series Mobile Stages



From compact storage to event location, mobile stages save set-up time and increase facility flexibility.

Model Number	Size w" x l" h"	Ship wgt.	Cu. Ft.	Price	
491 Hardboard Deck					
491-MS08H	4 x 8	8	179	50	4,260.00
491-MS16H		16	206	51.2	3,890.00
491-MS24H		24	224	57.2	3,895.00
491-MS32H		32	238	63.2	3,925.00
491-MSW08H	6 x 8	8	228	74	4,470.00
491-MSW16H		16	256	75.7	5,240.00
491-MSW24H		24	281	84.6	5,335.00
491-MSW32H		32	292	93.5	5,340.00
492 Series Polypropylene Deck (Specify Color)					
492-MS08P	4 x 8	8	175	50	5,065.00
492-MS16P		16	203	51.2	5,080.00
492-MS24P		24	221	57.2	5,085.00
492-MS32P		32	234	63.2	5,295.00
492-MSW08P	6 x 8	8	230	74	4,815.00
492-MSW16P		16	259	75.7	5,065.00
492-MSW24P		24	284	84.6	5,160.00
492-MSW32P		32	295	93.5	5,550.00
493 Series Carpet Deck (Specify Carpet Color)					
493-MS08C	4 x 8	8	192	50	3,715.00
493-MS16C		16	219	51.2	4,005.00
493-MS24C		24	237	57.2	4,010.00
493-MS32C		32	251	63.2	4,180.00
493-MSW08C	6 x 8	8	255	74	4,870.00
493-MSW16C		16	284	75.7	5,460.00
493-MSW24C		24	309	84.6	5,560.00
493-MSW32C		32	319	93.5	5,590.00

SAFETY NOTICE: Guard rails should be used on sides and rear of stages whenever possible. Reference 484 accessories.

Standard Features:

Black finish standard unless otherwise specified.

492 Polypropylene Deck:

Black, specify FD3.
Grey, specify FD4.

Carpet Colors:

Ebony Black: FC1
Fiesta Red: FC2
Charcoal Grey: FC3
Twilight Blue: FC4
Mushroom Tan: FC5
Pewter Grey: FC6



*Skirting Colors:

Black: FS1
Burgundy: FS2
Jade: FS3
Navy: FS4
Reference 484 accessories
and page 350 for pricing.

*When ordering skirting, factory installed Velcro® must be ordered on mobile stages and platforms. Specify FIV (does not include skirt) 4' x 8' add: \$150.00
6' x 8', add: \$210.00

One person can roll MTS mobile stages easily from storage to the event location. Opening the stage deck automatically lifts casters from the floor to prevent movement when the stage is in use. Integral drop-in couplings allow stages to be joined together.

Safety tested and listed by Underwriters Laboratories, MTS mobile stages are safe for use by your staff and guests.



- **10-Year Structural Frame Warranty**
- **Stages safely support a uniform load of 200 pounds per square foot.**



Cocktail Tables | X-Fold™ and Tri-Height

X-Fold Series: FOB: Springfield, IL 62707
Freight Class: 70

Tri-Height: FOB: Fort Wayne, IN 46805
Freight Class: 125

X-Fold™ Cocktail Table

1-year structural frame warranty.

Black paint finish is standard on all models.

X-Fold™ tubular steel folding tables contact the floor at four points for maximum stability during use. After an event, return to folded position for vertical storage. Tables are available in 30" and 42" heights.



440 Series: ABS Top					
*410 Series: Plastic Laminate Top, Black Vinyl Edge					
420 Series: Sealed Plywood Top, Steel edge					
Model Number	Size Adjustable Height	Ship wgt.	Packed	Cu. Ft.	Price
440-30RD-XF30	30"RD x 30"	26	1	7.1	565.00
440-30RD-XF42	30"RD x 42"	28	1	9.7	590.00
440-36RD-XF30	36"RD x 30"	29	1	7.1	640.00
440-36RD-XF42	36"RD x 42"	31	1	9.7	705.00
410-30RD-XF30	30"RD x 30"	26	1	7.1	565.00
410-30RD-XF42	30"RD x 42"	28	1	9.7	590.00
410-36RD-XF30	36"RD x 30"	29	1	7.1	625.00
410-36RD-XF42	36"RD x 42"	31	1	9.7	650.00
420-30RD-XF30	30"RD x 30"	26	1	7.1	565.00
420-30RD-XF42	30"RD x 42"	28	1	9.7	590.00
420-36RD-XF30	36"RD x 30"	29	1	7.1	625.00
420-36RD-XF42	36"RD x 42"	31	1	9.7	650.00

*Standard Laminate Finishes

- FL2 Gunstock Walnut W313A
- FL3 Wild Cherry 7054
- FL5 Nepal Teak

Tri-Height Adjustable Cocktail Table

Steel chrome column and cast brushed aluminum base.

1-year structural frame warranty.

- Tri-Height Adjustable Cocktail Table
- All table bases have 3-height adjustments.



415 Series: laminate table top with vinyl edge					
425 Series: stained and sealed plywood table top with vinyl edge					
465 Series: padded plywood table top with vinyl edge					
Model Number	Size Adjustable Height	Ship wgt.	Packed	Cu. Ft.	Price
415-24RD-TH	24"RD x 30", 36" or 42"	28	1	4.7	567.50
415-30RD-TH	30"RD x 30", 36" or 42"	32	1	4.7	600.00
415-36RD-TH	36"RD x 30", 36" or 42"	37	1	6.7	635.00
425-24RD-TH	24"RD x 30", 36" or 42"	26	1	4.7	567.50
425-30RD-TH	30"RD x 30", 36" or 42"	32	1	4.7	600.00
425-36RD-TH	36"RD x 30", 36" or 42"	34	1	6.7	635.00
465-24RD-TH	24"RD x 30", 36" or 42"	28	1	4.7	600.00
465-30RD-TH	30"RD x 30", 36" or 42"	32	1	4.7	635.00
465-36RD-TH	36"RD x 30", 36" or 42"	37	1	6.7	667.50
Storage Cart					
030-THT-24	38"w x 44"d x 72-1/2"	251	1	69	2205.00
030-THT-30	38"w x 44"d x 72-1/2"	251	1	69	2205.00
030-THT-36	38"w x 44"d x 72-1/2"	251	1	69	2205.00
Storage Carts accommodate up to 12 Tri-Height Tables.					

Standard Laminate Finishes for 415 series:

- FL2 Gunstock Walnut
- FL3 Wild Cherry
- FL6 Biome Maple
- FL7 Graphite Nebula
- FL9 Alpine Maple
- FLA Sun Oak
- FLB Espresso Teak

Standard Features:

Tables quickly adjust from 30" high to 42" high, even when they're set up and covered with linen. Combining the 30" and 42" height positions with the unique 36" position offers unlimited tiered display possibilities. Whether it's a standing or seated function, it will be the right table for the right event.



Buffet/Utility Table

FOB: Springfield, IL 62707 Freight Class: 125

Buffet and Utility Tables

3-year structural frame warranty.



Model Number	Size	Ship wgt.	Packed	Cu. Ft.	Price
410 Series: Plastic Laminate Plywood Core Top, Black Vinyl Edge (see below)					
420 Series: Sealed Plywood Top, Steel Edge					
410-3072-BB	30" x 72" x 30"	128	1	7.2	2,810.00
410-3096-BB	30" x 96" x 30"	149	1	9.5	3,065.00
420-3072-BB	30" x 72" x 30"	123	1	7.2	2,580.00
420-3096-BB	30" x 96" x 30"	141	1	9.5	2,650.00
410-3072-UT	30" x 72" x 30"	106	1	5.5	1,550.00
410-3096-UT	30" x 96" x 30"	122	1	7.3	1,800.00
420-3072-UT	30" x 72" x 30"	102	1	5.5	1,455.00
420-3096-UT	30" x 96" x 30"	117	1	7.3	1,580.00
410-1272-RS	12" x 72" x 12"	35	1	1.8	665.00
410-1296-RS	12" x 96" x 12"	39	1	2.4	605.00
420-1272-RS	12" x 72" x 12"	31	1	1.8	685.00
420-1296-RS	12" x 96" x 12"	35	1	2.4	647.50

- Black Legs Standard

410 Standard Laminate Finishes

- FL2 Gunstock Walnut W313A
- FL3 Wild Cherry 7054
- FL5 Nepal Teak



Windowpane Table



Standard Features

Standard Powdercoat Colors:

Refer to Finish/Color Selector.

Standard Heights:

42": add (C42) after model number

36": add (C36) after model number

30": add (C30) after model number

See page 363 for shipping and weight specifications.

Options


Frame Insert Options:



X Insert
Specify 4LX
Add \$685.00



Cross Insert
Specify 4LP
Add \$505.00



Reeds Insert
Specify TSR
Add \$630.00



Hex Insert
Specify LCH
Add \$800.00



Tie Bar X
Specify TBX
Add \$485.00

Custom Sizes:

For custom heights, lengths and widths, up to a maximum 48" wide and 120" length. contact the MTS Custom Shoppe for ordering information.

Standard Top Sizes	36" x 72"	36" x 84"	42" x 84"	42" x 96"	48" x 96"	48" x 108"	48" x 120"
--------------------	-----------	-----------	-----------	-----------	-----------	------------	------------

With 210 1-1/4" Self Edge Laminate Top



Laminate	CWP3672-210	CWP3684-210	CWP4284-210	CWP4296-210	CWP4896-210	CWP48108-210	CWP48120-210
Group 1	\$2,824.00	\$2,905.00	\$2,980.00	\$3,070.00	\$3,155.00	\$3,275.00	\$3,385.00
Group 2	\$2,830.00	\$2,960.00	\$3,045.00	\$3,145.00	\$3,235.00	\$3,365.00	\$3,485.00
Group 3	\$2,942.00	\$3,050.00	\$3,145.00	\$3,255.00	\$3,365.00	\$3,510.00	\$3,645.00

With 211 1-3/4" Self Edge Laminate Top



Laminate	CWP3672-211	CWP3684-211	CWP4284-211	CWP4296-211	CWP4896-211	CWP48108-211	CWP48120-211
Group 1	\$2,948.00	\$2,970.00	\$3,045.00	\$3,130.00	\$3,225.00	\$3,345.00	\$3,460.00
Group 2	\$2,953.00	\$3,025.00	\$3,110.00	\$3,205.00	\$3,310.00	\$3,445.00	\$3,565.00
Group 3	\$3,066.00	\$3,120.00	\$3,215.00	\$3,325.00	\$3,445.00	\$3,595.00	\$3,635.00

With 260 1-1/4" SierraSolid® Eased Edge Top



Color	CWP3672-260	CWP3684-260	CWP4284-260	CWP4296-260	CWP4896-260	CWP48108-260	CWP48120-260
Group 1	\$6,405.00	\$6,975.00	\$7,685.00	\$8,125.00	\$8,840.00	\$9,465.00	\$10,350.00

Contact MTS for top selection and pricing.

With 266 9/16" SierraSolid® Eased Edge Top



Color	CWP3672-266	CWP3684-266	CWP4284-266	CWP4296-266	CWP4896-266	CWP48108-266	CWP48120-266
Group 1	\$4,265.00	\$5,680.00	\$6,045.00	\$6,440.00	\$6,865.00	\$7,295.00	\$7,685.00


With 370 1-1/2" Beech (Shown) or Optional Oak Butcherblock Top



Color	CWP3672-370	CWP3684-370	CWP4284-370	CWP4296-370	CWP4896-370	CWP48108-370	CWP48120-370
Natural Finish	\$3,850.00	\$5,135.00	\$5,420.00	\$5,705.00	\$6,035.00	\$6,360.00	\$6,690.00
Standard Stain	\$3,900.00	\$5,185.00	\$5,470.00	\$5,755.00	\$6,085.00	\$6,410.00	\$6,740.00

Contact MTS for Optional Oak pricing.

With 390 1-1/4" Maple (Shown) or Optional Red Oak Plank Top



Color	CWP3672-390	CWP3684-390	CWP4284-390	CWP4296-390	CWP4896-390	CWP48108-390	CWP48120-390
Natural Finish	\$5,295.00	\$6,655.00	\$7,220.00	\$7,785.00	\$8,435.00	\$9,085.00	\$9,730.00
Standard Stain	\$5,585.00	\$6,965.00	\$7,585.00	\$8,205.00	\$8,815.00	\$9,625.00	\$10,330.00

Contact MTS for Optional Red Oak pricing.


With 395 1-3/4" Maple (Shown) or Optional Red Oak Plank Top



Color	CWP3672-395	CWP3684-395	CWP4284-395	CWP4296-395	CWP4896-395	CWP48108-395	CWP48120-395
Natural Finish	\$5,585.00	\$7,030.00	\$7,660.00	\$8,290.00	\$9,010.00	\$9,730.00	\$10,450.00
Standard Stain	\$5,870.00	\$7,346.00	\$8,025.00	\$8,710.00	\$9,490.00	\$10,270.00	\$11,050.00

Contact MTS for Optional Red Oak pricing.

With Live or Engineered Live Edge Top



Contact MTS for top selection and pricing.



Parsons Table



Standard Features

Standard Powdercoat Colors:

Refer to Finish/Color Selector.

Standard Heights:

42": add (C42) after model number

36": add (C36) after model number

30": add (C30) after model number

See page 363 for shipping and weight specifications.

Options

Custom Sizes:

For custom heights, lengths and widths, up to a maximum 48" wide and 120" length, contact the MTS Custom Shoppe for ordering information.

Standard Top Sizes	36" x 72"	36" x 84"	42" x 84"	42" x 96"	48" x 96"	48" x 108"	48" x 120"
--------------------	-----------	-----------	-----------	-----------	-----------	------------	------------

With 210 1-1/4" Self Edge Laminate Top



Laminate	CP3672-210	CP3684-210	CP428-210	CP4296-210	CP4896-210	CP48108-210	CP48120-210
Group 1	\$3,549.00	\$3,630.00	\$3,705.00	\$3,795.00	\$3,880.00	\$4,000.00	\$4,110.00
Group 2	\$3,555.00	\$3,685.00	\$3,770.00	\$3,870.00	\$3,960.00	\$4,090.00	\$4,210.00
Group 3	\$3,667.00	\$3,775.00	\$3,870.00	\$3,980.00	\$4,090.00	\$4,235.00	\$4,370.00

With 211 1-3/4" Self Edge Laminate Top



Laminate	CP3672-211	CP3684-211	CP4284-211	CP4296-211	CP4896-211	CP48108-211	CP48120-211
Group 1	\$3,673.00	\$3,695.00	\$3,770.00	\$3,855.00	\$3,950.00	\$4,070.00	\$4,185.00
Group 2	\$3,678.00	\$3,750.00	\$3,835.00	\$3,930.00	\$4,035.00	\$4,170.00	\$4,290.00
Group 3	\$3,791.00	\$3,845.00	\$3,940.00	\$4,050.00	\$4,170.00	\$4,320.00	\$4,360.00

With 260 1-1/4" SierraSolid® Eased Edge Top



Color	CP3672-260	CP3684-260	CP4284-260	CP4296-260	CP4896-260	CP48108-260	CP48120-260
Group 1	\$7,130.00	\$7,700.00	\$8,410.00	\$8,850.00	\$9,565.00	\$10,190.00	\$11,075.00

With 266 9/16" SierraSolid® Eased Edge Top



Color	CP3672-266	CP3684-266	CP4284-266	CP4296-266	CP4896-266	CP48108-266	CP48120-266
Group 1	\$4,990.00	\$6,405.00	\$6,770.00	\$7,165.00	\$7,590.00	\$8,020.00	\$8,410.00


With 370 1-1/2" Beech (Shown) or Optional Oak Butcherblock Top



Color	CP3672-370	CP3684-370	CP4284-370	CP4296-370	CP4896-370	CP48108-370	CP48120-370
Natural Finish	\$4,575.00	\$5,860.00	\$6,145.00	\$6,430.00	\$6,760.00	\$7,085.00	\$7,415.00
Standard Stain	\$4,625.00	\$5,910.00	\$6,195.00	\$6,480.00	\$6,810.00	\$7,135.00	\$7,465.00

Contact MTS for Optional Oak pricing.

With 390 1-1/4" Maple (Shown) or Optional Red Oak Plank Top



Color	CP3672-390	CP3684-390	CP4284-390	CP4296-390	CP4896-390	CP48108-390	CP48120-390
Natural Finish	\$6,020.00	\$7,380.00	\$7,945.00	\$8,510.00	\$9,160.00	\$9,810.00	\$10,455.00
Standard Stain	\$6,310.00	\$7,690.00	\$8,310.00	\$8,930.00	\$9,540.00	\$10,350.00	\$11,055.00

Contact MTS for Optional Red Oak pricing.

With 395 1-3/4" Maple (Shown) or Optional Red Oak Plank Top



Color	CP3672-395	CP3684-395	CP4284-395	CP4296-395	CP4896-395	CP48108-395	CP48120-395
Natural Finish	\$6,310.00	\$7,755.00	\$8,385.00	\$9,015.00	\$9,735.00	\$10,455.00	\$11,175.00
Standard Stain	\$6,595.00	\$8,071.00	\$8,750.00	\$9,435.00	\$10,215.00	\$10,995.00	\$11,775.00

Contact MTS for Optional Red Oak pricing.

With Live or Engineered Live Edge Top



Contact MTS for top selection and pricing.



Trestle Table



Standard Features

Standard Powdercoat Colors:

Refer to Finish/Color Selector.

Standard Heights:

42": add (C42) after model number

36": add (C36) after model number

30": add (C30) after model number

See page 363 for shipping and weight specifications.

Options

Custom Sizes:

For custom heights, lengths and widths, up to a maximum 48" wide and 120" length, contact the MTS Custom Shoppe for ordering information.

Standard Top Sizes	36" x 72"	36" x 84"	42" x 84"	42" x 96"	48" x 96"	48" x 108"	48" x 120"
--------------------	-----------	-----------	-----------	-----------	-----------	------------	------------

With 210 1-1/4" Self Edge Laminate Top

Laminate	CTL3672-210	CTL3684-210	CTL4284-210	CTL4296-210	CTL4896-210	CTL48108-210	CTL48120-210
Group 1	\$2,869.00	\$2,950.00	\$3,025.00	\$3,115.00	\$3,200.00	\$3,320.00	\$3,430.00
Group 2	\$2,875.00	\$3,005.00	\$3,090.00	\$3,190.00	\$3,280.00	\$3,410.00	\$3,530.00
Group 3	\$2,987.00	\$3,095.00	\$3,190.00	\$3,300.00	\$3,410.00	\$3,555.00	\$3,690.00

With 211 1-3/4" Self Edge Laminate Top

Laminate	CTL3672-211	CTL3684-211	CTL4284-211	CTL4296-211	CTL4896-211	CTL48108-211	CTL48120-211
Group 1	\$2,993.00	\$3,015.00	\$3,090.00	\$3,175.00	\$3,270.00	\$3,390.00	\$3,505.00
Group 2	\$2,998.00	\$3,070.00	\$3,155.00	\$3,250.00	\$3,355.00	\$3,490.00	\$3,610.00
Group 3	\$3,111.00	\$3,165.00	\$3,260.00	\$3,370.00	\$3,490.00	\$3,640.00	\$3,680.00

With 260 1-1/4" SierraSolid® Eased Edge Top

Color	CTL3672-260	CTL3684-260	CTL4284-260	CTL4296-260	CTL4896-260	CTL48108-260	CTL48120-260
Group 1	\$6,450.00	\$7,020.00	\$7,730.00	\$8,170.00	\$8,885.00	\$9,510.00	\$10,395.00

With 266 9/16" SierraSolid® Eased Edge Top

Color	CTL3672-266	CTL3684-266	CTL4284-266	CTL4296-266	CTL4896-266	CTL48108-266	CTL48120-266
Group 1	\$4,310.00	\$5,725.00	\$6,090.00	\$6,485.00	\$6,910.00	\$7,340.00	\$7,730.00

With 370 1-1/2" Beech (Shown) or Optional Oak Butcherblock Top

Color	CTL3672-370	CTL3684-370	CTL4284-370	CTL4296-370	CTL4896-370	CTL48108-370	CTL48120-370
Natural Finish	\$3,895.00	\$5,180.00	\$5,465.00	\$5,750.00	\$6,080.00	\$6,405.00	\$6,735.00
Standard Stain	\$3,945.00	\$5,230.00	\$5,515.00	\$5,800.00	\$6,130.00	\$6,455.00	\$6,785.00

Contact MTS for Optional Oak pricing.

With 390 1-1/4" Maple (Shown) or Optional Red Oak Plank Top

Color	CTL3672-390	CTL3684-390	CTL4284-390	CTL4296-390	CTL4896-390	CTL48108-390	CTL48120-390
Natural Finish	\$5,340.00	\$6,700.00	\$7,265.00	\$7,830.00	\$8,480.00	\$9,130.00	\$9,775.00
Standard Stain	\$5,630.00	\$7,010.00	\$7,630.00	\$8,250.00	\$8,860.00	\$9,670.00	\$10,375.00


Contact MTS for Optional Red Oak pricing.

With 395 1-3/4" Maple (Shown) or Optional Red Oak Plank Top

Color	CTL3672-395	CTL3684-395	CTL4284-395	CTL4296-395	CTL4896-395	CTL48108-395	CTL48120-395
Natural Finish	\$5,630.00	\$7,075.00	\$7,705.00	\$8,335.00	\$9,055.00	\$9,775.00	\$10,495.00
Standard Stain	\$5,915.00	\$7,391.00	\$8,070.00	\$8,755.00	\$9,535.00	\$10,315.00	\$11,095.00

Contact MTS for Optional Red Oak pricing.

With Live or Engineered Live Edge Top



Contact MTS for top selection and pricing.



Vector Laminated T Base Table



Standard Features

Standard Heights:

42": add (C42) after model number
36": add (C36) after model number
30": add (C30) after model number

See page 363 for shipping and weight specifications.

Options

Custom Sizes:

For custom heights, lengths and widths, up to a maximum 48" wide and 120" length, contact the MTS Custom Shoppe for ordering information.

Standard Top Sizes	36" x 72"	36" x 84"	42" x 84"	42" x 96"	48" x 96"	48" x 108"	48" x 120"
--------------------	-----------	-----------	-----------	-----------	-----------	------------	------------

With 210 1-1/4" Self Edge Laminate Top

Laminate	CVL3672-210	CVL3684-210	CVL4284-210	CVL4296-210	CVL4896-210	CVL48108-210	CVL48120-210
Group 1	\$3,019.00	\$3,100.00	\$3,175.00	\$3,265.00	\$3,350.00	\$3,470.00	\$3,580.00
Group 2	\$3,025.00	\$3,155.00	\$3,240.00	\$3,340.00	\$3,430.00	\$3,560.00	\$3,680.00
Group 3	\$3,137.00	\$3,245.00	\$3,340.00	\$3,450.00	\$3,560.00	\$3,705.00	\$3,840.00

With 211 1-3/4" Self Edge Laminate Top

Laminate	CVL3672-211	CVL3684-211	CVL4284-211	CVL4296-211	CVL4896-211	CVL48108-211	CVL48120-211
Group 1	\$3,143.00	\$3,165.00	\$3,240.00	\$3,325.00	\$3,420.00	\$3,540.00	\$3,655.00
Group 2	\$3,148.00	\$3,220.00	\$3,305.00	\$3,400.00	\$3,505.00	\$3,640.00	\$3,760.00
Group 3	\$3,261.00	\$3,315.00	\$3,410.00	\$3,520.00	\$3,640.00	\$3,790.00	\$3,830.00

With 260 1-1/4" SierraSolid® Eased Edge Top

Color	CVL3672-260	CVL3684-260	CVL4284-260	CVL4296-260	CVL4896-260	CVL48108-260	CVL48120-260
Group 1	\$6,600.00	\$7,170.00	\$7,880.00	\$8,320.00	\$9,035.00	\$9,660.00	\$10,545.00

With 266 9/16" SierraSolid® Eased Edge Top

Color	CVL3672-266	CVL3684-266	CVL4284-266	CVL4296-266	CVL4896-266	CVL48108-266	CVL48120-266
Group 1	\$4,460.00	\$5,875.00	\$6,240.00	\$6,635.00	\$7,060.00	\$7,490.00	\$7,880.00

With 370 1-1/2" Beech (Shown) or Optional Oak Butcherblock Top

Color	CVL3672-370	CVL3684-370	CVL4284-370	CVL4296-370	CVL4896-370	CVL48108-370	CVL48120-370
Natural Finish	\$4,045.00	\$5,330.00	\$5,615.00	\$5,900.00	\$6,230.00	\$6,555.00	\$6,885.00
Standard Stain	\$4,095.00	\$5,380.00	\$5,665.00	\$5,950.00	\$6,280.00	\$6,605.00	\$6,935.00

Contact MTS for Optional Oak pricing.

With 390 1-1/4" Maple (Shown) or Optional Red Oak Plank Top

Color	CVL3672-390	CVL3684-390	CVL4284-390	CVL4296-390	CVL4896-390	CVL48108-390	CVL48120-390
Natural Finish	\$5,490.00	\$6,850.00	\$7,415.00	\$7,980.00	\$8,630.00	\$9,280.00	\$9,925.00
Standard Stain	\$5,780.00	\$7,160.00	\$7,780.00	\$8,400.00	\$9,010.00	\$9,820.00	\$10,525.00


Contact MTS for Optional Red Oak pricing.

With 395 1-3/4" Maple (Shown) or Optional Red Oak Plank Top

Color	CVL3672-395	CVL3684-395	CVL4284-395	CVL4296-395	CVL4896-395	CVL48108-395	CVL48120-395
Natural Finish	\$5,780.00	\$7,225.00	\$7,855.00	\$8,485.00	\$9,205.00	\$9,925.00	\$10,645.00
Standard Stain	\$6,065.00	\$7,541.00	\$8,220.00	\$8,905.00	\$9,685.00	\$10,465.00	\$11,245.00

Contact MTS for Optional Red Oak pricing.

With Live or Engineered Live Edge Top



Contact MTS for top selection and pricing.



Vector Steel Base Table



Standard Features

Standard Powdercoat Colors:

Refer to Finish/Color Selector.

Standard Heights:

42": add (C42) after model number

36": add (C36) after model number

30": add (C30) after model number

See page 363 for shipping and weight specifications.

Options

Custom Sizes:

For custom heights, lengths and widths, up to a maximum 48" wide and 120" length, contact the MTS Custom Shoppe for ordering information.

Standard Top Sizes	36" x 72"	36" x 84"	42" x 84"	42" x 96"	48" x 96"	48" x 108"	48" x 120"
--------------------	-----------	-----------	-----------	-----------	-----------	------------	------------

With 210 1-1/4" Self Edge Laminate Top

Laminate	CVS3672-210	CVS3684-210	CVS4284-210	CVS4296-210	CVS4896-210	CVS48108-210	CVS48120-210
Group 1	\$2,699.00	\$2,780.00	\$2,855.00	\$2,945.00	\$3,030.00	\$3,150.00	\$3,260.00
Group 2	\$2,705.00	\$2,835.00	\$2,920.00	\$3,020.00	\$3,110.00	\$3,240.00	\$3,360.00
Group 3	\$2,817.00	\$2,925.00	\$3,020.00	\$3,130.00	\$3,240.00	\$3,385.00	\$3,520.00

With 211 1-3/4" Self Edge Laminate Top

Laminate	CVS3672-211	CVS3684-211	CVS4284-211	CVS4296-211	CVS4896-211	CVS48108-211	CVS48120-211
Group 1	\$2,823.00	\$2,845.00	\$2,920.00	\$3,005.00	\$3,100.00	\$3,220.00	\$3,335.00
Group 2	\$2,828.00	\$2,900.00	\$2,985.00	\$3,080.00	\$3,185.00	\$3,320.00	\$3,440.00
Group 3	\$2,941.00	\$2,995.00	\$3,090.00	\$3,200.00	\$3,320.00	\$3,440.00	\$3,510.00

With 260 1-1/4" SierraSolid® Eased Edge Top

Color	CVS3672-260	CVS3684-260	CVS4284-260	CVS4296-260	CVS4896-260	CVS48108-260	CVS48120-260
Group 1	\$6,280.00	\$6,850.00	\$7,560.00	\$8,000.00	\$8,715.00	\$9,340.00	\$10,225.00

With 266 9/16" SierraSolid® Eased Edge Top

Color	CVS3672-266	CVS3684-266	CVS4284-266	CVS4296-266	CVS4896-266	CVS48108-266	CVS48120-266
Group 1	\$4,140.00	\$5,555.00	\$5,920.00	\$6,315.00	\$6,740.00	\$7,170.00	\$7,560.00

With 370 1-1/2" Beech (Shown) or Oak Butcherblock Top

Color	CVS3672-370	CVS3684-370	CVS4284-370	CVS4296-370	CVS4896-370	CVS48108-370	CVS48120-370
Natural Finish	\$3,725.00	\$5,010.00	\$5,295.00	\$5,580.00	\$5,910.00	\$6,235.00	\$6,565.00
Standard Stain	\$3,775.00	\$5,060.00	\$5,345.00	\$5,630.00	\$5,960.00	\$6,285.00	\$6,615.00

With 390 1-1/4" Maple (Shown) or Optional Red Oak Plank Top

Color	CVS3672-390	CVS3684-390	CVS4284-390	CVS4296-390	CVS4896-390	CVS48108-390	CVS48120-390
Natural Finish	\$5,170.00	\$6,530.00	\$7,095.00	\$7,660.00	\$8,310.00	\$8,960.00	\$9,605.00
Standard Stain	\$5,460.00	\$6,840.00	\$7,460.00	\$8,080.00	\$8,690.00	\$9,500.00	\$10,205.00


Contact MTS for Optional Red Oak pricing.

With 395 1-3/4" Maple (Shown) or Optional Red Oak Plank Top

Color	CVS3672-395	CVS3684-395	CVS4284-395	CVS4296-395	CVS4896-395	CVS48108-395	CVS48120-395
Natural Finish	\$5,460.00	\$6,905.00	\$7,535.00	\$8,165.00	\$8,885.00	\$9,605.00	\$10,325.00
Standard Stain	\$5,745.00	\$7,221.00	\$7,900.00	\$8,585.00	\$9,365.00	\$10,145.00	\$10,925.00

Contact MTS for Optional Red Oak pricing.

With Live or Engineered Live Edge Top



Contact MTS for top selection and pricing.



Waterfall Laminated Table



Standard Features

Standard Heights:


42": add (C42) after model number
36": add (C36) after model number
30": add (C30) after model number

See page 363 for shipping and weight specifications.

Options

Custom Sizes:

For custom heights, lengths and widths, up to a maximum 48" wide and 120" length, contact the MTS Custom Shoppe for ordering information.

Standard Top Sizes		36" x 72"	36" x 84"	42" x 84"	42" x 96"	48" x 96"	48" x 108"	48" x 120"
With 210 1-1/4" Self Edge Laminate Top								
	Laminate	CWF3672-210	CWF3684-210	CWF4284-210	CWF4296-210	CWF4896-210	CWF48108-210	CWF48120-210
	Group 1	\$2,765.00	\$2,865.00	\$2,970.00	\$3,070.00	\$3,175.00	\$3,275.00	\$3,380.00
	Group 2	\$3,040.00	\$3,151.00	\$3,270.00	\$3,380.00	\$3,495.00	\$3,600.00	\$3,720.00
	Group 3	\$3,455.00	\$3,580.00	\$3,715.00	\$3,840.00	\$3,970.00	\$4,095.00	\$4,225.00



Communal Tables Weight Specifications

Parsons Communal Table											
Model No.	Actual Weight	Shipping Weight	Cu. Ft.	Per Carton	Freight Class	Model No.	Actual Weight	Shipping Weight	Cu. Ft.	Per Carton	Freight Class
CP3672-210 (C30)	159.8	324.2	73.33	1	175	CP3672-260 (C30)	195.0	359.4	73.33	1	175
CP3672-210 (C36)	165.8	340.5	85.56	1	250	CP3672-260 (C36)	201.0	375.8	85.56	1	175
CP3672-210 (C42)	171.8	356.9	97.78	1	250	CP3672-260 (C42)	207.0	392.1	97.78	1	250
CP3684-210 (C30)	176.7	362.8	84.33	1	175	CP3684-260 (C30)	217.8	403.9	84.33	1	175
CP3684-210 (C36)	182.7	380.1	98.39	1	250	CP3684-260 (C36)	223.8	421.2	98.39	1	175
CP3684-210 (C42)	188.7	397.5	112.44	1	250	CP3684-260 (C42)	229.8	438.6	112.44	1	250
CP4284-210 (C30)	195.9	400.8	95.83	1	175	CP4284-260 (C30)	243.9	448.8	95.83	1	175
CP4284-210 (C36)	201.9	418.7	111.81	1	250	CP4284-260 (C36)	249.9	466.7	111.81	1	175
CP4284-210 (C42)	207.9	436.5	127.78	1	250	CP4284-260 (C42)	255.9	484.5	127.78	1	250
CP4296-210 (C30)	215.1	442.2	108.33	1	250	CP4296-260 (C30)	269.9	497.0	108.33	1	175
CP4296-210 (C36)	221.1	461.0	126.39	1	250	CP4296-260 (C36)	275.9	515.8	126.39	1	250
CP4296-210 (C42)	227.1	479.9	144.44	1	250	CP4296-260 (C42)	281.9	534.7	144.44	1	250
CP4896-210 (C30)	236.5	483.0	121.33	1	250	CP4896-260 (C30)	299.2	545.6	121.33	1	175
CP4896-210 (C36)	242.5	502.3	141.56	1	250	CP4896-260 (C36)	305.2	565.0	141.56	1	250
CP4896-210 (C42)	248.5	521.7	161.78	1	250	CP4896-260 (C42)	311.2	584.3	161.78	1	250
CP48108-210 (C30)	258.0	527.1	135.33	1	250	CP48108-260 (C30)	328.5	597.6	135.33	1	175
CP48108-210 (C36)	264.0	547.5	157.89	1	250	CP48108-260 (C36)	334.5	617.9	157.89	1	250
CP48108-210 (C42)	270.0	567.8	180.44	1	250	CP48108-260 (C42)	340.5	638.3	180.44	1	250
CP48120-210 (C30)	279.5	571.3	149.33	1	250	CP48120-260 (C30)	357.8	649.6	149.33	1	175
CP48120-210 (C36)	285.5	592.6	174.22	1	250	CP48120-260 (C36)	363.8	670.9	174.22	1	250
CP48120-210 (C42)	291.5	613.9	199.11	1	250	CP48120-260 (C42)	369.8	692.2	199.11	1	250
CP3672-211 (C30)	166.9	331.3	73.33	1	175	CP3672-266 (C30)	168.0	332.4	73.33	1	175
CP3672-211 (C36)	172.9	347.7	85.56	1	250	CP3672-266 (C36)	174.0	348.8	85.56	1	250
CP3672-211 (C42)	178.9	364.0	97.78	1	250	CP3672-266 (C42)	180.0	365.1	97.78	1	250
CP3684-211 (C30)	184.6	370.7	84.33	1	175	CP3684-266 (C30)	186.3	372.4	84.33	1	175
CP3684-211 (C36)	190.6	388.0	98.39	1	250	CP3684-266 (C36)	192.3	389.7	98.39	1	250
CP3684-211 (C42)	196.6	405.4	112.44	1	250	CP3684-266 (C42)	198.3	407.1	112.44	1	250
CP4284-211 (C30)	204.2	409.1	95.83	1	175	CP4284-266 (C30)	207.1	412.0	95.83	1	175
CP4284-211 (C36)	210.2	427.0	111.81	1	250	CP4284-266 (C36)	213.1	429.9	111.81	1	250
CP4284-211 (C42)	216.2	444.8	127.78	1	250	CP4284-266 (C42)	219.1	447.7	127.78	1	250
CP4296-211 (C30)	224.2	451.3	108.33	1	175	CP4296-266 (C30)	251.2	455.0	108.33	1	175
CP4296-211 (C36)	230.2	470.1	126.39	1	250	CP4296-266 (C36)	233.9	473.8	126.39	1	250
CP4296-211 (C42)	236.2	489.0	144.44	1	250	CP4296-266 (C42)	239.9	492.7	144.44	1	250
CP4896-211 (C30)	246.0	492.5	121.33	1	250	CP4896-266 (C30)	251.2	497.6	121.33	1	175
CP4896-211 (C36)	252.0	511.8	141.56	1	250	CP4896-266 (C36)	257.2	517.0	141.56	1	250
CP4896-211 (C42)	258.0	531.2	161.78	1	250	CP4896-266 (C42)	263.2	536.3	161.78	1	250
CP48108-211 (C30)	268.3	537.4	135.33	1	250	CP48108-266 (C30)	274.5	543.6	135.33	1	250
CP48108-211 (C36)	274.3	557.8	157.89	1	250	CP48108-266 (C36)	280.5	563.9	157.89	1	250
CP48108-211 (C42)	280.3	578.1	180.44	1	250	CP48108-266 (C42)	286.5	584.3	180.44	1	250
CP48120-211 (C30)	290.6	582.3	149.33	1	250	CP48120-266 (C30)	297.8	589.6	149.33	1	250
CP48120-211 (C36)	296.6	603.7	174.22	1	250	CP48120-266 (C36)	303.8	610.9	174.22	1	250
CP48120-211 (C42)	302.6	625.0	199.11	1	250	CP48120-266 (C42)	309.8	632.2	199.11	1	250



Communal Tables Weight Specifications

Parsons Communal Table											
Model No.	Actual Weight	Shipping Weight	Cu. Ft.	Per Carton	Freight Class	Model No.	Actual Weight	Shipping Weight	Cu. Ft.	Per Carton	Freight Class
CP3672-370 (C30)	187.8	352.2	73.33	1	175	CP3672-395 (C30)	222.0	386.4	73.33	1	175
CP3672-370 (C36)	193.8	368.6	85.56	1	175	CP3672-395 (C36)	228.0	402.8	85.56	1	175
CP3672-370 (C42)	199.8	384.9	97.78	1	250	CP3672-395 (C42)	234.0	419.1	97.78	1	175
CP3684-370 (C30)	209.4	395.5	84.33	1	175	CP3684-395 (C30)	249.3	435.4	84.33	1	175
CP3684-370 (C36)	215.4	412.8	98.39	1	175	CP3684-395 (C36)	255.3	452.7	98.39	1	175
CP3684-370 (C42)	221.4	430.2	112.44	1	250	CP3684-395 (C42)	261.3	470.1	112.44	1	175
CP4284-370 (C30)	234.1	439.0	95.83	1	175	CP4284-395 (C30)	280.6	485.5	95.83	1	175
CP4284-370 (C36)	240.1	456.9	111.81	1	250	CP4284-395 (C36)	286.6	503.4	111.81	1	175
CP4284-370 (C42)	246.1	474.7	127.78	1	250	CP4284-395 (C42)	292.6	521.2	127.78	1	250
CP4296-370 (C30)	258.7	485.8	108.33	1	175	CP4296-395 (C30)	331.1	558.2	108.33	1	175
CP4296-370 (C36)	264.7	504.6	126.39	1	250	CP4296-395 (C36)	337.1	577.0	126.39	1	175
CP4296-370 (C42)	270.7	523.5	144.44	1	250	CP4296-395 (C42)	343.1	595.9	144.44	1	175
CP4896-370 (C30)	286.4	532.8	121.33	1	175	CP4896-395 (C30)	347.2	593.6	121.33	1	175
CP4896-370 (C36)	292.4	552.2	141.56	1	250	CP4896-395 (C36)	353.2	613.0	141.56	1	175
CP4896-370 (C42)	298.4	571.5	161.78	1	250	CP4896-395 (C42)	359.2	632.3	161.78	1	250
CP48108-370 (C30)	314.1	583.2	135.33	1	175	CP48108-395 (C30)	382.5	651.6	135.33	1	175
CP48108-370 (C36)	320.1	603.5	157.89	1	250	CP48108-395 (C36)	388.5	671.9	157.89	1	175
CP48108-370 (C42)	326.1	623.9	180.44	1	250	CP48108-395 (C42)	394.5	692.3	180.44	1	250
CP48120-370 (C30)	341.8	633.6	149.33	1	175	CP48120-395 (C30)	417.8	709.6	149.33	1	175
CP48120-370 (C36)	347.8	654.9	174.22	1	250	CP48120-395 (C36)	423.8	730.9	174.22	1	175
CP48120-370 (C42)	353.8	676.2	199.11	1	250	CP48120-395 (C42)	429.8	752.2	199.11	1	250
CP3672-390 (C30)	186.0	350.4	73.33	1	175	Trestle Communal Table					
CP3672-390 (C36)	192.0	366.8	85.56	1	175	Model No.	Actual Weight	Shipping Weight	Cu. Ft.	Per Carton	Freight Class
CP3672-390 (C42)	198.0	383.1	97.78	1	250	CTL3672-210 (C30)	157.0	321.4	73.33	1	175
CP3684-390 (C30)	207.3	393.4	84.33	1	175	CTL3672-210 (C36)	163.1	337.9	85.56	1	250
CP3684-390 (C36)	213.3	410.7	98.39	1	175	CTL3672-210 (C42)	169.5	354.6	97.78	1	250
CP3684-390 (C42)	219.3	428.1	112.44	1	250	CTL3684-210 (C30)	173.9	360.0	84.33	1	175
CP4284-390 (C30)	231.6	436.5	95.83	1	175	CTL3684-210 (C36)	180.0	377.5	98.39	1	250
CP4284-390 (C36)	237.6	454.4	111.81	1	250	CTL3684-210 (C42)	186.4	395.2	112.44	1	250
CP4284-390 (C42)	243.6	472.2	127.78	1	250	CTL4284-210 (C30)	196.2	401.2	95.83	1	175
CP4296-390 (C30)	255.9	483.0	108.33	1	175	CTL4284-210 (C36)	202.3	419.1	111.81	1	250
CP4296-390 (C36)	261.9	501.8	126.39	1	250	CTL4284-210 (C42)	208.7	437.3	127.78	1	250
CP4296-390 (C42)	267.9	520.7	144.44	1	250	CTL4296-210 (C30)	215.4	442.5	108.33	1	250
CP4896-390 (C30)	283.2	529.6	121.33	1	175	CTL4296-210 (C36)	221.5	461.5	126.39	1	250
CP4896-390 (C36)	289.2	549.0	141.56	1	250	CTL4296-210 (C42)	227.9	480.7	144.44	1	250
CP4896-390 (C42)	295.2	568.3	161.78	1	250	CTL4896-210 (C30)	240.0	486.4	121.33	1	250
CP48108-390 (C30)	310.5	579.6	135.33	1	175	CTL4896-210 (C36)	246.1	505.9	141.56	1	250
CP48108-390 (C36)	316.5	599.9	157.89	1	250	CTL4896-210 (C42)	252.5	525.6	161.78	1	250
CP48108-390 (C42)	322.5	620.3	180.44	1	250	CTL48108-210 (C30)	261.5	530.6	135.33	1	250
CP48120-390 (C30)	337.8	629.6	149.33	1	175	CTL48108-210 (C36)	267.6	551.0	157.89	1	250
CP48120-390 (C36)	343.8	650.9	174.22	1	250	CTL48108-210 (C42)	274.0	571.7	180.44	1	250
CP48120-390 (C42)	349.8	672.2	199.11	1	250						



Communal Tables Weight Specifications

Trestle Communal Table											
Model No.	Actual Weight	Shipping Weight	Cu. Ft.	Per Carton	Freight Class	Model No.	Actual Weight	Shipping Weight	Cu. Ft.	Per Carton	Freight Class
CTL48120-210 (C30)	282.9	574.7	149.33	1	250	CTL48120-260 (C30)	361.2	653.0	149.33	1	175
CTL48120-210 (C36)	289.0	596.1	174.22	1	250	CTL48120-260 (C36)	367.3	674.5	174.22	1	250
CTL48120-210 (C42)	295.4	617.9	199.11	1	250	CTL48120-260 (C42)	373.7	696.2	199.11	1	250
CTL3672-211 (C30)	164.1	328.6	73.33	1	175	CTL3672-266 (C30)	165.2	329.7	73.33	1	175
CTL3672-211 (C36)	170.2	345.0	85.56	1	250	CTL3672-266 (C36)	171.3	346.1	85.56	1	250
CTL3672-211 (C42)	176.6	361.7	97.78	1	250	CTL3672-266 (C42)	177.7	362.9	97.78	1	250
CTL3684-211 (C30)	181.8	368.0	84.33	1	175	CTL3684-266 (C30)	183.5	369.7	84.33	1	175
CTL3684-211 (C36)	187.9	385.4	98.39	1	250	CTL3684-266 (C36)	189.6	387.1	98.39	1	250
CTL3684-211 (C42)	194.3	403.1	112.44	1	250	CTL3684-266 (C42)	196.0	404.8	112.44	1	250
CTL4284-211 (C30)	204.5	409.5	95.83	1	175	CTL4284-266 (C30)	207.4	412.4	95.83	1	175
CTL4284-211 (C36)	210.6	427.4	111.81	1	250	CTL4284-266 (C36)	213.5	430.3	111.81	1	250
CTL4284-211 (C42)	217.0	445.6	127.78	1	250	CTL4284-266 (C42)	219.9	448.6	127.78	1	250
CTL4296-211 (C30)	224.5	451.6	108.33	1	175	CTL4296-266 (C30)	228.2	455.4	108.33	1	175
CTL4296-211 (C36)	230.6	470.6	126.39	1	250	CTL4296-266 (C36)	234.3	474.3	126.39	1	250
CTL4296-211 (C42)	237.0	489.8	144.44	1	250	CTL4296-266 (C42)	240.7	493.5	144.44	1	250
CTL4896-211 (C30)	249.5	495.9	121.33	1	250	CTL4896-266 (C30)	254.6	501.1	121.33	1	175
CTL4896-211 (C36)	255.6	515.4	141.56	1	250	CTL4896-266 (C36)	260.7	520.5	141.56	1	250
CTL4896-211 (C42)	262.0	535.1	161.78	1	250	CTL4896-266 (C42)	267.1	540.3	161.78	1	250
CTL48108-211 (C30)	271.7	540.9	135.33	1	250	CTL48108-266 (C30)	277.9	547.1	135.33	1	250
CTL48108-211 (C36)	277.8	561.3	157.89	1	250	CTL48108-266 (C36)	284.0	567.5	157.89	1	250
CTL48108-211 (C42)	284.2	582.0	180.44	1	250	CTL48108-266 (C42)	290.4	588.2	180.44	1	250
CTL48120-211 (C30)	294.0	585.8	149.33	1	250	CTL48120-266 (C30)	301.2	593.0	149.33	1	250
CTL48120-211 (C36)	300.1	607.2	174.22	1	250	CTL48120-266 (C36)	307.3	614.5	174.22	1	250
CTL48120-211 (C42)	306.5	629.0	199.11	1	250	CTL48120-266 (C42)	313.7	636.2	199.11	1	250
CTL3672-260 (C30)	192.2	356.7	73.33	1	175	CTL3672-370 (C30)	185.0	349.5	73.33	1	175
CTL3672-260 (C36)	198.3	373.1	85.56	1	175	CTL3672-370 (C36)	191.1	365.9	85.56	1	175
CTL3672-260 (C42)	204.7	389.9	97.78	1	250	CTL3672-370 (C42)	197.5	382.7	97.78	1	250
CTL3684-260 (C30)	215.0	401.2	84.33	1	175	CTL3684-370 (C30)	206.6	392.8	84.33	1	175
CTL3684-260 (C36)	221.1	418.6	98.39	1	175	CTL3684-370 (C36)	212.7	410.2	98.39	1	175
CTL3684-260 (C42)	227.5	436.3	112.44	1	250	CTL3684-370 (C42)	219.1	427.9	112.44	1	250
CTL4284-260 (C30)	244.2	449.2	95.83	1	175	CTL4284-370 (C30)	234.4	439.4	95.83	1	175
CTL4284-260 (C36)	250.3	467.1	111.81	1	175	CTL4284-370 (C36)	240.5	457.3	111.81	1	175
CTL4284-260 (C42)	256.7	485.4	127.78	1	250	CTL4284-370 (C42)	246.9	475.6	127.78	1	250
CTL4296-260 (C30)	270.2	497.4	108.33	1	175	CTL4296-370 (C30)	259.0	486.2	108.33	1	175
CTL4296-260 (C36)	276.3	516.3	126.39	1	250	CTL4296-370 (C36)	265.1	505.1	126.39	1	250
CTL4296-260 (C42)	282.7	535.5	144.44	1	250	CTL4296-370 (C42)	271.5	524.3	144.44	1	250
CTL4896-260 (C30)	302.6	549.1	121.33	1	175	CTL4896-370 (C30)	289.8	536.3	121.33	1	175
CTL4896-260 (C36)	308.7	568.5	141.56	1	250	CTL4896-370 (C36)	295.9	555.7	141.56	1	250
CTL4896-260 (C42)	315.1	588.3	161.78	1	250	CTL4896-370 (C42)	302.3	575.5	161.78	1	250
CTL48108-260 (C30)	331.9	601.1	135.33	1	175	CTL48108-370 (C30)	317.5	586.7	135.33	1	175
CTL48108-260 (C36)	338.0	621.5	157.89	1	250	CTL48108-370 (C36)	323.6	607.1	157.89	1	250
CTL48108-260 (C42)	344.4	642.2	180.44	1	250	CTL48108-370 (C42)	330.0	627.8	180.44	1	250

City of Oklahoma City and its Trusts



Communal Tables Weight Specifications

Vector Laminated T Base Communal Table											
Model No.	Actual Weight	Shipping Weight	Cu. Ft.	Per Carton	Freight Class	Model No.	Actual Weight	Shipping Weight	Cu. Ft.	Per Carton	Freight Class
CVL48108-211 (C30)	278.2	547.3	135.33	1	250	CVL48108-266 (C30)	284.4	553.5	135.33	1	250
CVL48108-211 (C36)	287.9	571.3	157.89	1	250	CVL48108-266 (C36)	294.1	577.5	157.89	1	250
CVL48108-211 (C42)	297.6	595.4	180.44	1	250	CVL48108-266 (C42)	303.8	601.6	180.44	1	250
CVL48120-211 (C30)	298.9	590.7	149.33	1	250	CVL48120-266 (C30)	306.2	598.0	149.33	1	250
CVL48120-211 (C36)	308.7	615.8	174.22	1	250	CVL48120-266 (C36)	315.9	623.0	174.22	1	250
CVL48120-211 (C42)	318.4	640.9	199.11	1	250	CVL48120-266 (C42)	325.6	648.1	199.11	1	250
CVL3672-260 (C30)	196.3	360.7	73.33	1	175	CVL3672-370 (C30)	189.1	353.5	73.33	1	175
CVL3672-260 (C36)	203.6	378.4	85.56	1	175	CVL3672-370 (C36)	196.4	371.2	85.56	1	175
CVL3672-260 (C42)	210.9	396.0	97.78	1	250	CVL3672-370 (C42)	203.7	388.8	97.78	1	250
CVL3684-260 (C30)	217.6	403.7	84.33	1	175	CVL3684-370 (C30)	209.2	395.3	84.33	1	175
CVL3684-260 (C36)	224.9	422.4	98.39	1	175	CVL3684-370 (C36)	216.5	414.0	98.39	1	175
CVL3684-260 (C42)	232.3	441.0	112.44	1	250	CVL3684-370 (C42)	223.9	432.6	112.44	1	250
CVL4284-260 (C30)	240.4	445.3	95.83	1	175	CVL4284-370 (C30)	230.6	435.5	95.83	1	175
CVL4284-260 (C36)	247.7	464.5	111.81	1	175	CVL4284-370 (C36)	237.9	454.7	111.81	1	250
CVL4284-260 (C42)	255.1	483.7	127.78	1	250	CVL4284-370 (C42)	245.3	473.9	127.78	1	250
CVL4296-260 (C30)	264.9	492.0	108.33	1	175	CVL4296-370 (C30)	253.7	480.8	108.33	1	175
CVL4296-260 (C36)	272.3	512.2	126.39	1	250	CVL4296-370 (C36)	261.1	501.0	126.39	1	250
CVL4296-260 (C42)	279.6	532.4	144.44	1	250	CVL4296-370 (C42)	268.4	521.2	144.44	1	250
CVL4896-260 (C30)	290.9	537.4	121.33	1	175	CVL4896-370 (C30)	278.1	524.6	121.33	1	175
CVL4896-260 (C36)	298.3	558.0	141.56	1	250	CVL4896-370 (C36)	285.5	545.2	141.56	1	250
CVL4896-260 (C42)	305.6	578.7	161.78	1	250	CVL4896-370 (C42)	292.8	565.9	161.78	1	250
CVL48108-260 (C30)	338.4	607.5	135.33	1	175	CVL48108-370 (C30)	324.0	593.1	135.33	1	175
CVL48108-260 (C36)	348.1	631.5	157.89	1	250	CVL48108-370 (C36)	333.7	617.1	157.89	1	250
CVL48108-260 (C42)	357.8	655.6	180.44	1	250	CVL48108-370 (C42)	343.4	641.2	180.44	1	250
CVL48120-260 (C30)	366.2	658.0	149.33	1	175	CVL48120-370 (C30)	350.2	642.0	149.33	1	175
CVL48120-260 (C36)	375.9	683.0	174.22	1	250	CVL48120-370 (C36)	359.9	667.0	174.22	1	250
CVL48120-260 (C42)	385.6	708.1	199.11	1	250	CVL48120-370 (C42)	369.6	692.1	199.11	1	250
CVL3672-266 (C30)	169.3	333.7	73.33	1	175	CVL3672-390 (C30)	187.3	351.7	73.33	1	175
CVL3672-266 (C36)	176.6	351.4	85.56	1	175	CVL3672-390 (C36)	194.6	369.4	85.56	1	175
CVL3672-266 (C42)	183.9	369.0	97.78	1	250	CVL3672-390 (C42)	201.9	387.0	97.78	1	250
CVL3684-266 (C30)	186.1	372.2	84.33	1	175	CVL3684-390 (C30)	207.1	393.2	84.33	1	175
CVL3684-266 (C36)	193.4	390.9	98.39	1	250	CVL3684-390 (C36)	214.4	411.9	98.39	1	175
CVL3684-266 (C42)	200.8	409.5	112.44	1	250	CVL3684-390 (C42)	221.8	430.5	112.44	1	250
CVL4284-266 (C30)	203.6	408.5	95.83	1	175	CVL4284-390 (C30)	228.1	433.0	95.83	1	175
CVL4284-266 (C36)	210.9	427.7	111.81	1	250	CVL4284-390 (C36)	235.4	452.2	111.81	1	250
CVL4284-266 (C42)	218.3	446.9	127.78	1	250	CVL4284-390 (C42)	242.8	471.4	127.78	1	250
CVL4296-266 (C30)	222.9	450.0	108.33	1	175	CVL4296-390 (C30)	250.9	478.0	108.33	1	175
CVL4296-266 (C36)	230.3	470.2	126.39	1	250	CVL4296-390 (C36)	258.3	498.2	126.39	1	250
CVL4296-266 (C42)	237.6	490.4	144.44	1	250	CVL4296-390 (C42)	265.6	518.4	144.44	1	250
CVL4896-266 (C30)	242.9	489.4	121.33	1	250	CVL4896-390 (C30)	274.9	521.4	121.33	1	175
CVL4896-266 (C36)	250.3	510.0	141.56	1	250	CVL4896-390 (C36)	282.3	542.0	141.56	1	250
CVL4896-266 (C42)	257.6	530.7	161.78	1	250	CVL4896-390 (C42)	289.6	562.7	161.78	1	250



Communal Tables Weight Specifications

Vector Laminated T Base Communal Table											
Model No.	Actual Weight	Shipping Weight	Cu. Ft.	Per Carton	Freight Class	Model No.	Actual Weight	Shipping Weight	Cu. Ft.	Per Carton	Freight Class
CVL48108-390 (C30)	320.4	589.5	135.33	1	175	CVS4896-210 (C30)	197.5	444.0	121.33	1	250
CVL48108-390 (C36)	330.1	613.5	157.89	1	250	CVS4896-210 (C36)	202.5	462.2	141.56	1	250
CVL48108-390 (C42)	339.8	637.6	180.44	1	250	CVS4896-210 (C42)	207.4	480.5	161.78	1	250
CVL48120-390 (C30)	346.2	638.0	149.33	1	175	CVS48108-210 (C30)	233.0	502.1	135.33	1	250
CVL48120-390 (C36)	355.9	663.0	174.22	1	250	CVS48108-210 (C36)	239.6	523.1	157.89	1	250
CVL48120-390 (C42)	365.6	688.1	199.11	1	250	CVS48108-210 (C42)	246.2	544.0	180.44	1	250
CVL3672-395 (C30)	223.3	387.7	73.33	1	175	CVS48120-210 (C30)	254.5	546.3	149.33	1	250
CVL3672-395 (C36)	230.6	405.4	85.56	1	175	CVS48120-210 (C36)	261.1	568.2	174.22	1	250
CVL3672-395 (C42)	237.9	423.0	97.78	1	175	CVS48120-210 (C42)	267.7	590.1	199.11	1	250
CVL3684-395 (C30)	249.1	435.2	84.33	1	175	CVS3672-211 (C30)	135.6	300.0	73.33	1	175
CVL3684-395 (C36)	256.4	453.9	98.39	1	175	CVS3672-211 (C36)	140.5	315.3	85.56	1	250
CVL3684-395 (C42)	263.8	472.5	112.44	1	175	CVS3672-211 (C42)	145.5	330.6	97.78	1	250
CVL4284-395 (C30)	277.1	482.0	95.83	1	175	CVS3684-211 (C30)	152.2	338.3	84.33	1	250
CVL4284-395 (C36)	284.4	501.2	111.81	1	175	CVS3684-211 (C36)	157.1	354.6	98.39	1	250
CVL4284-395 (C42)	291.8	520.4	127.78	1	250	CVS3684-211 (C42)	162.1	370.9	112.44	1	250
CVL4296-395 (C30)	326.1	553.2	108.33	1	175	CVS4284-211 (C30)	168.5	373.4	95.83	1	250
CVL4296-395 (C36)	333.5	573.4	126.39	1	175	CVS4284-211 (C36)	173.4	390.2	111.81	1	250
CVL4296-395 (C42)	340.8	593.6	144.44	1	175	CVS4284-211 (C42)	178.4	407.0	127.78	1	250
CVL4896-395 (C30)	338.9	585.4	121.33	1	175	CVS4296-211 (C30)	188.5	415.6	108.33	1	250
CVL4896-395 (C36)	346.3	606.0	141.56	1	175	CVS4296-211 (C36)	193.4	433.4	126.39	1	250
CVL4896-395 (C42)	353.6	626.7	161.78	1	250	CVS4296-211 (C42)	198.4	451.1	144.44	1	250
CVL48108-395 (C30)	392.4	661.5	135.33	1	175	CVS4884-211 (C30)	188.5	415.6	108.33	1	250
CVL48108-395 (C36)	402.1	685.5	157.89	1	175	CVS4884-211 (C36)	193.4	433.4	126.39	1	250
CVL48108-395 (C42)	411.8	709.6	180.44	1	250	CVS4884-211 (C42)	198.4	451.1	144.44	1	250
CVL48120-395 (C30)	426.2	718.0	149.33	1	175	CVS4896-211 (C30)	207.0	453.5	121.33	1	250
CVL48120-395 (C36)	435.9	743.0	174.22	1	175	CVS4896-211 (C36)	212.0	471.8	141.56	1	250
CVL48120-395 (C42)	445.6	768.1	199.11	1	250	CVS4896-211 (C42)	216.9	490.0	161.78	1	250
						CVS48108-211 (C30)	243.3	512.4	135.33	1	250
						CVS48108-211 (C36)	249.9	533.4	157.89	1	250
						CVS48108-211 (C42)	256.5	554.3	180.44	1	250
						CVS48120-211 (C30)	265.6	557.3	149.33	1	250
						CVS48120-211 (C36)	272.2	579.3	174.22	1	250
						CVS48120-211 (C42)	278.8	601.2	199.11	1	250
						CVS3672-260 (C30)	163.7	328.1	73.33	1	175
						CVS3672-260 (C36)	168.6	343.4	85.56	1	250
						CVS3672-260 (C42)	173.6	358.7	97.78	1	250
						CVS3684-260 (C30)	185.4	371.5	84.33	1	175
						CVS3684-260 (C36)	190.3	387.8	98.39	1	250
						CVS3684-260 (C42)	195.3	404.1	112.44	1	250
						CVS4284-260 (C30)	208.2	413.1	95.83	1	175
						CVS4284-260 (C36)	213.1	429.9	111.81	1	250
						CVS4284-260 (C42)	218.1	446.7	127.78	1	250

Vector Steel T Base Communal Table					
Model No.	Actual Weight	Shipping Weight	Cu. Ft.	Per Carton	Freight Class
CVS3672-210 (C30)	128.4	292.9	73.33	1	250
CVS3672-210 (C36)	133.4	308.2	85.56	1	250
CVS3672-210 (C42)	138.3	323.4	97.78	1	250
CVS3684-210 (C30)	144.3	330.4	84.33	1	250
CVS3684-210 (C36)	149.2	346.7	98.39	1	250
CVS3684-210 (C42)	154.2	362.9	112.44	1	250
CVS4284-210 (C30)	160.2	365.1	95.83	1	250
CVS4284-210 (C36)	165.1	381.9	111.81	1	250
CVS4284-210 (C42)	170.1	398.7	127.78	1	250
CVS4296-210 (C30)	179.4	406.5	108.33	1	250
CVS4296-210 (C36)	184.3	424.2	126.39	1	250
CVS4296-210 (C42)	189.3	442.0	144.44	1	250



Communal Tables Weight Specifications

Vector Steel T Base Communal Table											
Model No.	Actual Weight	Shipping Weight	Cu. Ft.	Per Carton	Freight Class	Model No.	Actual Weight	Shipping Weight	Cu. Ft.	Per Carton	Freight Class
CVS4296-260 (C30)	234.2	461.3	108.33	1	175	CVS4296-370 (C30)	223.0	450.1	108.33	1	175
CVS4296-260 (C36)	239.1	479.1	126.39	1	250	CVS4296-370 (C36)	227.9	467.9	126.39	1	250
CVS4296-260 (C42)	244.1	496.9	144.44	1	250	CVS4296-370 (C42)	232.9	485.7	144.44	1	250
CVS4896-260 (C30)	260.2	506.6	121.33	1	175	CVS4896-370 (C30)	247.4	493.8	121.33	1	250
CVS4896-260 (C36)	265.1	524.9	141.56	1	250	CVS4896-370 (C36)	252.3	512.1	141.56	1	250
CVS4896-260 (C42)	270.1	543.2	161.78	1	250	CVS4896-370 (C42)	257.3	530.4	161.78	1	250
CVS48108-260 (C30)	303.5	572.6	135.33	1	175	CVS48108-370 (C30)	289.1	558.2	135.33	1	175
CVS48108-260 (C36)	310.1	593.5	157.89	1	250	CVS48108-370 (C36)	295.7	579.1	157.89	1	250
CVS48108-260 (C42)	316.7	614.5	180.44	1	250	CVS48108-370 (C42)	302.3	600.1	180.44	1	250
CVS48120-260 (C30)	332.8	624.6	149.33	1	175	CVS48120-370 (C30)	316.8	608.6	149.33	1	250
CVS48120-260 (C36)	339.4	646.5	174.22	1	250	CVS48120-370 (C36)	323.4	630.5	174.22	1	250
CVS48120-260 (C42)	346.0	668.4	199.11	1	250	CVS48120-370 (C42)	330.0	652.4	199.11	1	250
CVS3672-266 (C30)	136.7	301.1	73.33	1	175	CVS3672-390 (C30)	154.7	319.1	73.33	1	175
CVS3672-266 (C36)	141.6	316.4	85.56	1	250	CVS3672-390 (C36)	159.6	334.4	85.56	1	250
CVS3672-266 (C42)	146.6	331.7	97.78	1	250	CVS3672-390 (C42)	164.6	349.7	97.78	1	250
CVS3684-266 (C30)	153.9	340.0	84.33	1	250	CVS3684-390 (C30)	174.9	361.0	84.33	1	175
CVS3684-266 (C36)	158.8	356.3	98.39	1	250	CVS3684-390 (C36)	179.8	377.3	98.39	1	250
CVS3684-266 (C42)	163.8	372.6	112.44	1	250	CVS3684-390 (C42)	184.8	393.6	112.44	1	250
CVS4284-266 (C30)	171.4	376.3	95.83	1	250	CVS4284-390 (C30)	195.9	400.8	95.83	1	175
CVS4284-266 (C36)	176.3	393.1	111.81	1	250	CVS4284-390 (C36)	200.8	417.6	111.81	1	250
CVS4284-266 (C42)	181.3	409.9	127.78	1	250	CVS4284-390 (C42)	205.8	434.4	127.78	1	250
CVS4296-266 (C30)	192.2	419.3	108.33	1	250	CVS4296-390 (C30)	220.2	447.3	108.33	1	175
CVS4296-266 (C36)	197.1	437.1	126.39	1	250	CVS4296-390 (C36)	225.1	465.1	126.39	1	250
CVS4296-266 (C42)	202.1	454.9	144.44	1	250	CVS4296-390 (C42)	230.1	482.9	144.44	1	250
CVS4896-266 (C30)	212.2	458.6	121.33	1	250	CVS4896-390 (C30)	244.2	490.6	121.33	1	250
CVS4896-266 (C36)	217.1	476.9	141.56	1	250	CVS4896-390 (C36)	249.1	508.9	141.56	1	250
CVS4896-266 (C42)	222.1	495.2	161.78	1	250	CVS4896-390 (C42)	254.1	527.2	161.78	1	250
CVS48108-266 (C30)	249.5	518.6	135.33	1	250	CVS48108-390 (C30)	285.5	554.6	135.33	1	175
CVS48108-266 (C36)	256.1	539.5	157.89	1	250	CVS48108-390 (C36)	292.1	575.5	157.89	1	250
CVS48108-266 (C42)	262.7	560.5	180.44	1	250	CVS48108-390 (C42)	298.7	596.5	180.44	1	250
CVS48120-266 (C30)	272.8	564.6	149.33	1	250	CVS48120-390 (C30)	312.8	604.6	149.33	1	250
CVS48120-266 (C36)	279.4	586.5	174.22	1	250	CVS48120-390 (C36)	319.4	626.5	174.22	1	250
CVS48120-266 (C42)	286.0	608.4	199.11	1	250	CVS48120-390 (C42)	326.0	648.4	199.11	1	250
CVS3672-370 (C30)	156.5	320.9	73.33	1	175	CVS3672-395 (C30)	190.7	355.1	73.33	1	175
CVS3672-370 (C36)	161.4	336.2	85.56	1	250	CVS3672-395 (C36)	195.6	370.4	85.56	1	175
CVS3672-370 (C42)	166.4	351.5	97.78	1	250	CVS3672-395 (C42)	200.6	385.7	97.78	1	250
CVS3684-370 (C30)	177.0	363.1	84.33	1	175	CVS3684-395 (C30)	216.9	403.0	84.33	1	175
CVS3684-370 (C36)	181.9	379.4	98.39	1	250	CVS3684-395 (C36)	221.8	419.3	98.39	1	175
CVS3684-370 (C42)	186.9	395.7	112.44	1	250	CVS3684-395 (C42)	226.8	435.6	112.44	1	250
CVS4284-370 (C30)	198.4	403.3	95.83	1	175	CVS4284-395 (C30)	244.9	449.8	95.83	1	175
CVS4284-370 (C36)	203.3	420.1	111.81	1	250	CVS4284-395 (C36)	249.8	466.6	111.81	1	175
CVS4284-370 (C42)	208.3	436.9	127.78	1	250	CVS4284-395 (C42)	254.8	483.4	127.78	1	250



Communal Tables Weight Specifications

Vector Steel T Base Communal Table

Model No.	Actual Weight	Shipping Weight	Cu. Ft.	Per Carton	Freight Class
CVS4296-395 (C30)	295.4	522.5	108.33	1	175
CVS4296-395 (C36)	300.3	540.3	126.39	1	175
CVS4296-395 (C42)	305.3	558.1	144.44	1	250
CVS4896-395 (C30)	308.2	554.6	121.33	1	175
CVS4896-395 (C36)	313.1	572.9	141.56	1	250
CVS4896-395 (C42)	318.1	591.2	161.78	1	250
CVS48108-395 (C30)	357.5	626.6	135.33	1	175
CVS48108-395 (C36)	364.1	647.5	157.89	1	175
CVS48108-395 (C42)	370.7	668.5	180.44	1	250
CVS48120-395 (C30)	392.8	684.6	149.33	1	175
CVS48120-395 (C36)	399.4	706.5	174.22	1	250
CVS48120-395 (C42)	406.0	728.4	199.11	1	250

Waterfall Laminated Communal Table

Model No.	Actual Weight	Shipping Weight	Cu. Ft.	Per Carton	Freight Class
CWF3672-210 (C30)	216.8	381.2	73.33	1	175
CWF3672-210 (C36)	231.4	406.1	85.56	1	175
CWF3672-210 (C42)	246.0	431.1	97.78	1	175
CWF3684-210 (C30)	239.5	425.6	84.33	1	175
CWF3684-210 (C36)	254.1	451.5	98.39	1	175
CWF3684-210 (C42)	268.7	477.4	112.44	1	175
CWF4284-210 (C30)	267.5	472.5	95.83	1	175
CWF4284-210 (C36)	284.6	501.3	111.81	1	175
CWF4284-210 (C42)	301.6	530.2	127.78	1	175
CWF4296-210 (C30)	292.5	519.6	108.33	1	175
CWF4296-210 (C36)	309.5	549.5	126.39	1	175
CWF4296-210 (C42)	326.6	579.3	144.44	1	250
CWF4896-210 (C30)	321.2	567.7	121.33	1	175
CWF4896-210 (C36)	342.3	602.1	141.56	1	175
CWF4896-210 (C42)	361.8	634.9	161.78	1	250
CWF48108-210 (C30)	348.5	617.6	135.33	1	175
CWF48108-210 (C36)	369.6	653.0	157.89	1	175
CWF48108-210 (C42)	389.0	686.8	180.44	1	250
CWF48120-210 (C30)	375.7	667.5	149.33	1	175
CWF48120-210 (C36)	396.8	703.9	174.22	1	250
CWF48120-210 (C42)	416.3	738.7	199.11	1	250

Window Pane Base Communal Table

Model No.	Actual Weight	Shipping Weight	Cu. Ft.	Per Carton	Freight Class
CWP3672-210 (C30)	134.9	299.3	73.33	1	250
CWP3672-210 (C36)	139.1	313.9	85.56	1	250
CWP3672-210 (C42)	143.6	328.7	97.78	1	250

Model No.	Actual Weight	Shipping Weight	Cu. Ft.	Per Carton	Freight Class
CWP3684-210 (C30)	150.8	336.9	84.33	1	250
CWP3684-210 (C36)	155.1	352.5	98.39	1	250
CWP3684-210 (C42)	159.6	368.3	112.44	1	250
CWP4284-210 (C30)	171.2	376.1	95.83	1	250
CWP4284-210 (C36)	175.5	392.2	111.81	1	250
CWP4284-210 (C42)	179.9	408.6	127.78	1	250
CWP4296-210 (C30)	189.4	416.5	108.33	1	250
CWP4296-210 (C36)	193.7	433.6	126.39	1	250
CWP4296-210 (C42)	198.1	450.9	144.44	1	250
CWP4896-210 (C30)	212.0	458.5	121.33	1	250
CWP4896-210 (C36)	216.3	476.1	141.56	1	250
CWP4896-210 (C42)	220.8	493.9	161.78	1	250
CWP48108-210 (C30)	232.5	501.6	135.33	1	250
CWP48108-210 (C36)	236.8	520.2	157.89	1	250
CWP48108-210 (C42)	241.3	539.1	180.44	1	250
CWP48120-210 (C30)	253.0	544.8	149.33	1	250
CWP48120-210 (C36)	257.3	564.4	174.22	1	250
CWP48120-210 (C42)	261.8	584.2	199.11	1	250
CWP3672-211 (C30)	142.0	306.4	73.33	1	175
CWP3672-211 (C36)	146.3	321.1	85.56	1	250
CWP3672-211 (C42)	150.8	335.9	97.78	1	250
CWP3684-211 (C30)	158.7	344.8	84.33	1	250
CWP3684-211 (C36)	163.0	360.4	98.39	1	250
CWP3684-211 (C42)	167.5	376.3	112.44	1	250
CWP4284-211 (C30)	179.5	384.5	95.83	1	250
CWP4284-211 (C36)	183.8	400.6	111.81	1	250
CWP4284-211 (C42)	188.3	416.9	127.78	1	250
CWP4296-211 (C30)	198.5	425.6	108.33	1	250
CWP4296-211 (C36)	202.8	442.7	126.39	1	250
CWP4296-211 (C42)	207.3	460.0	144.44	1	250
CWP4896-211 (C30)	221.5	468.0	121.33	1	250
CWP4896-211 (C36)	225.8	485.6	141.56	1	250
CWP4896-211 (C42)	230.3	503.4	161.78	1	250
CWP48108-211 (C30)	242.8	511.9	135.33	1	250
CWP48108-211 (C36)	247.1	530.5	157.89	1	250
CWP48108-211 (C42)	251.6	549.3	180.44	1	250
CWP48120-211 (C30)	264.1	555.9	149.33	1	250
CWP48120-211 (C36)	268.4	575.5	174.22	1	250
CWP48120-211 (C42)	272.8	595.3	199.11	1	250
CWP3672-260 (C30)	170.1	334.6	73.33	1	175
CWP3672-260 (C36)	174.4	349.2	85.56	1	250
CWP3672-260 (C42)	178.9	364.0	97.78	1	250

Banquet & Meeting Room Seating



Alison

Alpha/
OmegaBolero
Nesting

Catalyst



élan



Impilato



Kay Lang



Luxe

MTS Burgess
ComoMTS Burgess
InicioMTS Burgess
MendolaMTS Burgess
SalvoMTS Burgess
Vario

Restaurant, Club & Lounge Seating

MTS Burgess
VioMTS Burgess
Zevo

Nestor



Piper



SigmaStacker



800 Series



Americana

Americana
WoodsBolero
Dining

Cafe Flex



Cafe Twist



Celia



Chairaz



Dine Focus



DinePlus 20

Industrial
Collection

Kilo

Legacy
Collection

Micah



Moderne

MTS Burgess
Salon

Poize



Schoolhouse



Square Chair



Strom



Toledo

Upholstered
Moderne

Guest Room & Public Space Seating

Backless
Barstools

Cascade



Ellie



Emma



Inessa



Laze

Legacy
Collection

Lehto



Moderne



Paragami

Tables & Bases



Communal Tables

Continuity Collection
Folding TablesRestaurant/Club
Tables

Occasional Tables

Tri-Height
Cocktail Tables

Staging Products



TransFold™ Stages



Mobile Stages

To see the entire line of MTS hospitality products, go to www.mtsseating.com



MTS Seating is sensitive to the impact of our manufacturing on the world around us. That's why we developed and adopted the SynerGreen® philosophy to make continuous environmental improvements in our processes and products, while practicing sound business principles to focus on satisfying customer needs. In addition, MTS is proud to be the first hospitality banquet seating manufacturer to earn the GREENGUARD® Indoor Air Quality Certification on our line of stacking, banquet and restaurant seating, and in 2014, MTS received Sustainability Leader status with the MindClick Global Hospitality Sustainability Index.



PRODUCT CERTIFIED
FOR LOW CHEMICAL
EMISSIONS
ULCOM/SG
UL 2818

MINDCLICK
GLOBAL
SUSTAINABILITY LEADER

Visit our website at mtsseating.com to find out more about our SynerGreen program and for the big picture in turnkey solutions for every seating setting.

Discover performance engineering, ergonomics today's hospitality industry demands, and the design impact to make a lasting statement – whimsical to romantic, retro to regal.

Pricelist March 2023



MTS Seating
7100 Industrial Drive
Temperance, MI 48182
734-847-3875
FAX: 800-329-0687
mtsseating.com

PINNACLE DESIGN GROUP

Item: **Furniture for City Facilities:Furniture for City Facilities:Furniture for City Facilities:Furniture for City Facilities:Furniture for City Facilities:Furniture for City Facilities:Furniture for City Facilities:Furniture for City Facilities:Other Brands**

Attachments

2023-lorell-catalog.pdf

C
O
K
C
0
0
2
0
4

FURNITURE ESSENTIALS

C
O
K
C
0
0
2
0
4



LORELL HEALTHCARE SEATING

C
O
K
C
0
0
2
0
4



Lorell Antimicrobial Healthcare Guest Seating is ideal for healthcare facilities. Thick seat and back cushions are upholstered in healthcare-grade, antimicrobial vinyl so the product lasts longer and it's easier to maintain. Arms are padded with matching polyurethane pads for comfort. Features a steel frame powder-coated in silver and equipped with adjustable glides on the four-leg base to enhance stability and protect your floor. Open four-leg design is ideal for frequent cleaning. Available in standard guest, tall-back guest and bariatric guest options.





TABLE OF CONTENTS

Turn the pages to find everything you need to furnish your office!

C
O
K
C
O
O
2
0
4



OFFICE SUITES

2-21



ACTIVE OFFICE

22-33



CONFERENCE
ROOM

34-38



TRAINING ROOM

39-43



HOSPITALITY &
RECEPTION

47-63



SEATING

64-
110




STORAGE & FILING

116-
134



BOARDS

135-
141



DESKTOP
COLLECTIONS

143-
148



WALL CLOCKS
& LIGHTING

149-
153



FRAMED ART
& FRAMES

154-
155



FANS, HEATERS &
REFRIGERATORS

156-
159



CONTEMPORARY LAMINATE OFFICE SUITES

City of Oklahoma City and
its Trusts

25301



Relevance Series

- 1" thick laminate top with edge banding
- Adjustable cross bar set works with all desk sizes
- Choose side legs to suit your needed height – short desk or standing height
- Four-drawer file cabinet features side metal frame, leveling feet and silver drawer pulls
- Low file cabinet credenza features an open shelf with two lateral file drawers
- **Assembly required**
- Covered by Lorell Limited 5-Year Warranty




Mahogany



Walnut



Weathered
Charcoal



Edge Banding



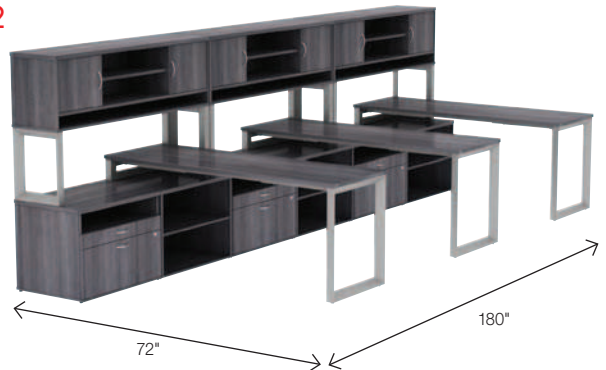
Suggested Layout 1

Contains: A, B, C, D, H, I, J



Suggested Layout 2

Contains: A (3), B (3), C (3), D
(3), H (3), I (3), J (3)

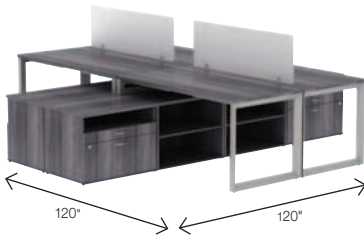


	Description	Product No. Mahogany	Product No. Walnut	Product No. Weathered Charcoal	Product No. Silver	Size	Shpg. Wt.	LIST PRICE
A 	Work Surface Table Tops	LLR 34405†	LLR 34407 ‡	LLR 16198‡		72"W x 30"D	60 lbs.	309.00 EA
		LLR 59607‡	LLR 59632 ‡	LLR 16199‡		72"W x 24"D	47 lbs.	254.00 EA
		LLR 16200‡	LLR 16242 ‡	LLR 16201‡		60"W x 30"D	48 lbs.	254.00 EA
		LLR 59605	LLR 59635	LLR 16202		60"W x 24"D	39 lbs.	222.00 EA
		LLR 59603	LLR 59638	LLR 16203		48"W x 24"D	30 lbs.	171.00 EA
B 	Adjustable Cross Bar Set				LLR 16208	43"W to 67"W	16 lbs.	200.00 ST
C 	Side Leg Frames, Desk Height				LLR 16205	29½"D x 28½"H	14 lbs.	307.00 EA
					LLR 16204	23¼"D x 28½"H	12 lbs.	273.00 EA

CONTEMPORARY LAMINATE OFFICE SUITES

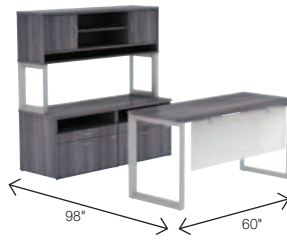
City of Oklahoma City and
its Trusts

25301



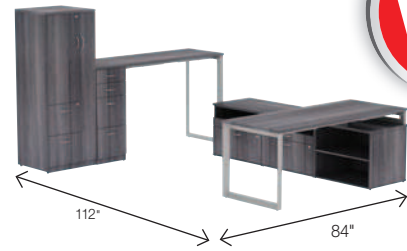
Suggested Layout 3

Contains: A (4), B (4), C (4), D (4), H (2), I (2), M (3)






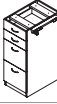
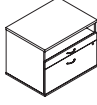
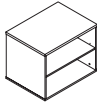
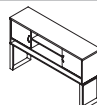
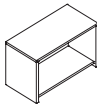
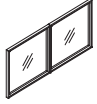
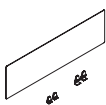

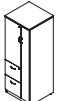
Suggested Layout 4


Contains: A, B, C (2), H (2), J, M



Suggested Layout 5

Contains: A (2), B (2), C, D, E, G, H, I, O

	Description	Product No. Mahogany	Product No. Walnut	Product No. Weathered Charcoal	Product No. Silver	Product No. Frosted Glass	Product No. Clear	Size	Shpg. Wt.	LIST PRICE
D 	Side Leg Frames, Short For Use With 29½"D Desk				LLR 16207			29½"D x 5½"H	9 lbs.	180.00 EA
	For Use With 23¾"D Desk				LLR 16206			23¾"D x 5½"H	8 lbs.	168.00 EA
E 	Side Leg Frames, Standing Height				LLR 16209			23¼"D x 40¾"H	15 lbs.	342.00 EA
F 	Box/File Mobile Pedestals	LLR 16216	LLR 16230	LLR 16217				15¾"W x 19½"D x 22¾"H	69 lbs.	446.00 EA
G 	Four-Drawer File Cabinets	LLR 16210‡	LLR 16236‡	LLR 16211‡				15½"W x 23¾"D x 40¾"H	117 lbs.	1004.00 EA
H 	File Cabinet Credenzas With Open Shelf	LLR 16212‡	LLR 16231‡	LLR 16213‡				29½"W x 22"D x 23¾"H	109 lbs.	849.00 EA
I 	Storage Cabinet Credenzas Without Doors	LLR 16214	LLR 16232	LLR 16215				29½"W x 22"D x 23¾"H	73 lbs.	352.00 EA
J 	Hutches	LLR 16218	LLR 16240‡	LLR 16219				59"W x 15"D x 36"H	118 lbs.	743.00 EA
K 	Wall Mount Hutches	LLR 59506	LLR 69954	LLR 16241				36"W x 15"D x 17"H	115 lbs.	347.00 EA
L 	Doors For Wall Mount Hutch				LLR 59577			For use with 36" Hutch		138.00 EA
M 	Modesty Panels. For Use With 71¾"W Desk					LLR 16221		59"W x 15¾"H	19 lbs.	384.00 EA
	Modesty Panels. For Use With 59¾"W Desk					LLR 16220		49¾"W x 15¾"H	15 lbs.	321.00 EA
	Modesty Panels. For Use With 36"W Desk					LLR 16246		36"W x 15¾"H	15 lbs.	305.00 EA
N 	Height Adjustable Legs For Use With 48" - 72" Tops				LLR 25947			68½"W x 59"D x 27½"-47"H	68 lbs.	1078.00 EA
O 	Tall Storage Cabinets	LLR 69897‡	LLR 69889‡	LLR 69659‡				23¾"W x 23¾"D x 65¾"H	308 lbs.	1596.00 EA

 Assembly needed.
Please call for details.

‡Cannot be shipped UPS

www.lorellfurniture.com | ML
BidSync

4/22/2024

p. 5124 ³

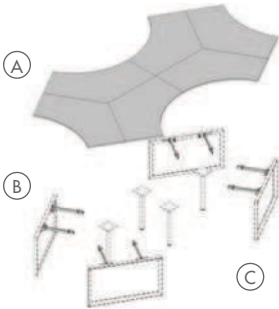
CONTEMPORARY LAMINATE OFFICE SUITES



Relevance Series 120 Degree Workstations

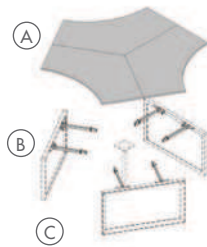
- Versatile and stylish office furniture that configures to meet your needs
- This worksurface tabletop with a 120-degree curve is especially designed to join with two additional 120-degree tabletops and legs (all sold separately) to create a workstation for three workers
- Use personal barriers (sold separately) to create safer distances between your employees
- 1" thick tabletop features a 3mm thick PVC edgebanding that matches the laminate finish of the worksurface

	Description	Product No.	Color	Size	LIST PRICE
A	Worksurface Top	LLR 16248 ‡	Mahogany	70 ⁷ / ₈ " x 40 ⁷ / ₈ " x 1"	640.00 EA
	Worksurface Top	LLR 16249 ‡	Weathered Charcoal	70 ⁷ / ₈ " x 40 ⁷ / ₈ " x 1"	640.00 EA
B	Wide Leg	LLR 16251	Silver	45 ¹ / ₂ " x 4" x 28 ¹ / ₂ "	404.00 EA
C	Center Post Leg	LLR 16250	Silver	7 ³ / ₄ " x 28 ¹ / ₂ "H	72.00 EA
D	Privacy Panel	LLR 16246	Clear	36"W x 15 ³ / ₄ "H	305.00 EA



4 or 6-Person Workstation

Contains: A (6), B (4), C (4)



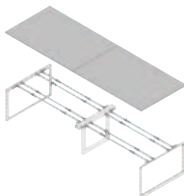
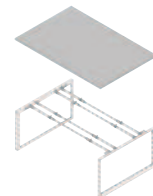
3-Person Workstation

Contains: A (3), B (3), C (1)



Relevance Series Conference Table Tops & Bases

- Versatile and stylish office furniture configures to meet your needs and space
- Rectangular tops combine with other leg options to create the conference room table that fits your space
- 1" thick tabletop made of features a 3mm PVC edgebanding that matches the worksurface

Contains: E (2), G (2),
H (1), I (4 Sets)Contains: F (2), G (2),
H (1), I (4 Sets)Contains: E (1), G (2),
I (2 Sets)Contains: F (1), G (2),
I (2 Sets)

	Product No.	Description	Color	Size	LIST PRICE
E	LLR 16255‡	Rectangular Top	Mahogany	59 ⁷ / ₈ " x 47 ¹ / ₄ " x 1"	426.00 EA
	LLR 16256‡	Rectangular Top	Weathered Charcoal	59 ⁷ / ₈ " x 47 ¹ / ₄ " x 1"	426.00 EA
F	LLR 16257‡	Rectangular Top	Mahogany	71 ¹ / ₈ " x 47 ¹ / ₄ " x 1"	473.00 EA
	LLR 16258‡	Rectangular Top	Weathered Charcoal	71 ¹ / ₈ " x 47 ¹ / ₄ " x 1"	473.00 EA
G	LLR 16251	Wide Leg	Silver	45 ¹ / ₂ " x 4" x 28 ¹ / ₂ "	404.00 EA
H	LLR 16252	Middle Leg	Silver	38 ⁵ / ₈ " x 6 ¹ / ₄ " x 28 ¹ / ₂ "	473.00 EA
I	LLR 16208	Adjustable Cross Bar Set	Silver	43"W to 67"W	200.00 ST

P R O M I N E N C E S E R I E S

C
O
K
C
0
0
2
0
4



Prominence transforms a space into an environment to

INSPIRE
COLLABORATE
CREATE

Each piece is crafted for the modern-day adaptability of work





CONTEMPORARY LAMINATE OFFICE SUITES

City of Oklahoma City and
its Trusts

25301

C
O
K
C
O
2
0
4




FULLY ASSEMBLED
Shown in Chocolate Espresso



Pull Detail



Grommet




Locking Pedestal
Drawers



Full Suspension
Ball-Bearing
Glides



Mahogany



Chocolate
Espresso



Gray Elm

LORELL® Prominence 2.0

- All items are shipped assembled with the exception of the bridge and conference tables
- 1" thick laminate top in Mahogany, Espresso or Gray Elm with matching 2mm edge banding
- All surfaces are manufactured with 45 lb. density particleboard and finished on both sides with high-performance thermally-fused melamine
- Surfaces are mar, burn and impact resistant

- All desks standard with full-height modesty panels
- Pedestals have locking drawers
- Box and file drawers have 100 lb. full suspension ball-bearing slides
- Lateral files have anti-tip mechanism, full suspension ball bearing slides and lock. All units have ¾" adjustable glides
- Grommets standard on returns, bridges and desks
- Covered by Lorell Limited Lifetime Warranty

Check out Color Options from Lorell.
Numerous color options available with 3-4 week lead time.
Ask us for details.

**Special orders are non-returnable.
5% upcharge on Special Order finishes.**



Black (BL)



Brandy (BR)




Chestnut (CH)



Cinnamon (CN)



Gray (GR)



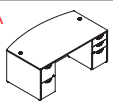
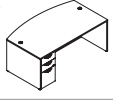
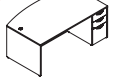
Ivory (IV)



Maple (MP)




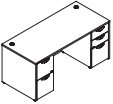
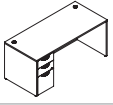
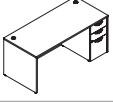
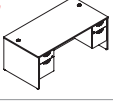
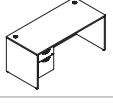

Crimson (CR)

		Product No. Mahogany	Product No. Chocolate Espresso	Product No. Gray Elm	Size	Shpg. Wt.	LIST PRICE
A 	Bowfront Double Pedestal Desks	LLR PD4272DPMY†	LLR PD4272DPES†	LLR PD4272DPGE†	72"W x 42"D x 29"H	264 lbs.	1980.00 EA
B 	Bowfront Left Pedestal Desks	LLR PD4272LSPMY†	LLR PD4272LSPES†	LLR PD4272LSPGE†	72"W x 42"D x 29"H	220 lbs.	1395.00 EA
C 	Bowfront Right Pedestal Desks	LLR PD4272RSPMY†	LLR PD4272RSPES†	LLR PD4272RSPGE†	72"W x 42"D x 29"H	220 lbs.	1395.00 EA

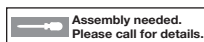


Shown in Ivory and Cinnamon
available as Special Order



		Product No. Mahogany	Product No. Chocolate Espresso	Product No. Gray Elm	Size	Shpg. Wt.	LIST PRICE
D 	Double Pedestal Desks	LLR PD3672DPMY†	LLR PD3672DPES‡	LLR PD3672DPGE‡	72"W x 36"D x 29"H	252 lbs.	1796.00 EA
		LLR PD3066DPMY†	LLR PD3066DPES‡	LLR PD3066DPGE‡	66"W x 30"D x 29"H	224 lbs.	1744.00 EA
		LLR PD3060DPMY†	LLR PD3060DPES‡	LLR PD3060DPGE‡	60"W x 30"D x 29"H	216 lbs.	1689.00 EA
E 	Left Pedestal Desks With Box/Box/File	LLR PD3672LSPMY†	LLR PD3672LSPES‡	LLR PD3672LSPGE‡	72"W x 36"D x 29"H	208 lbs.	1315.00 EA
		LLR PD3066LSPMY†	LLR PD3066LSPES‡	LLR PD3066LSPGE‡	66"W x 30"D x 29"H	180 lbs.	1272.00 EA
		LLR PD3060LSPMY†	LLR PD3060LSPES‡	LLR PD3060LSPGE‡	60"W x 30"D x 29"H	172 lbs.	1217.00 EA
F 	Right Pedestal Desks With Box/Box/File	LLR PD3672RSPMY†	LLR PD3672RSPES‡	LLR PD3672RSPGE‡	72"W x 30"D x 29"H	228 lbs.	1315.00 EA
		LLR PD3066RSPMY†	LLR PD3066RSPES‡	LLR PD3066RSPGE‡	66"W x 30"D x 29"H	180 lbs.	1272.00 EA
		LLR PD3060RSPMY†	LLR PD3060RSPES‡	LLR PD3060RSPGE‡	60"W x 30"D x 29"H	172 lbs.	1217.00 EA
G 	3/4 Double Pedestal Desks	♦ LLR PD3672QDPMY†	♦ LLR PD3672QDPES‡	♦ LLR PD3672QDPGE‡	72"W x 36"D x 29"H	228 lbs.	1598.00 EA
		♦ LLR PD3060QDPMY†	♦ LLR PD3060QDPES‡	♦ LLR PD3060QDPGE‡	60"W x 30"D x 29"H	193 lbs.	1486.00 EA
H 	3/4 Left Pedestal Desks	♦ LLR PD3066QLMY†	♦ LLR PD3066QLES‡	♦ LLR PD3066QLGE‡	66"W x 30"D x 29"H	167 lbs.	1078.00 EA
I 	3/4 Right Pedestal Desks	♦ LLR PD3066QRMY†	♦ LLR PD3066QRES‡	♦ LLR PD3066QRGE‡	66"W x 30"D x 29"H	167 lbs.	1078.00 EA

♦Keys G, H, I: 3/4 Pedestal Desks are Special Order. 30-day lead time.



†Cannot be shipped UPS



CONTEMPORARY LAMINATE OFFICE SUITES


City of Oklahoma City and
its Trusts

25301

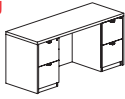
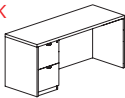
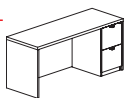
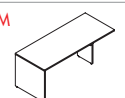
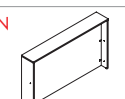
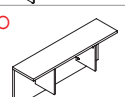

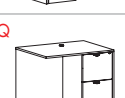
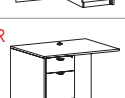

C
O
K
C
O
O
2
0
4



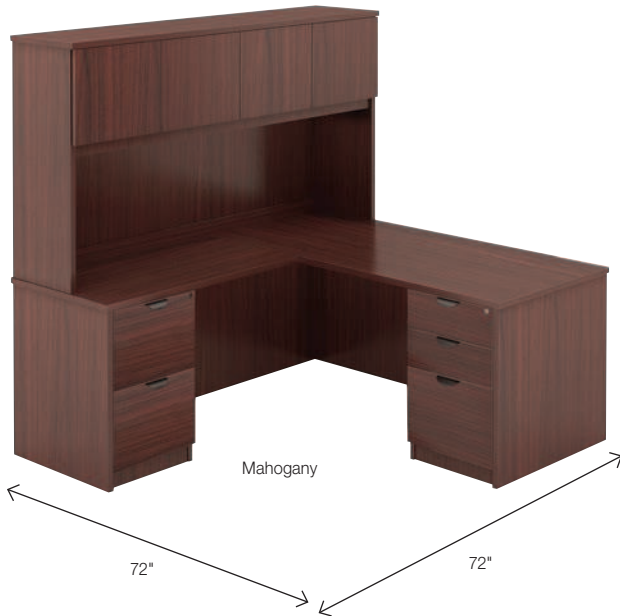
Shown in Gray Elm.



66" U-Shape Desk
With 48" Bridge
Contains: F, K, T, U


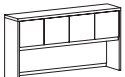




		Product No. Mahogany	Product No. Chocolate Espresso	Product No. Gray Elm	Size	Shpg. Wt.	LIST PRICE
J 	Double Pedestal Credenzas	LLR PC2472MY†	LLR PC2472ES†	LLR PC2472GE†	72"W x 24"D x 29"H	205 lbs.	1744.00 EA
		LLR PC2466MY†	LLR PC2466ES†	LLR PC2466GE†	66"W x 24"D x 29"H	198 lbs.	1708.00 EA
K 	Left Pedestal Credenzas	LLR PC2472LMY†	LLR PC2472LES†	LLR PC2472LGE†	72"W x 24"D x 29"H	163 lbs.	1272.00 EA
		LLR PC2466LMY†	LLR PC2466LES†	LLR PC2466LGE†	66"W x 24"D x 29"H	156 lbs.	1236.00 EA
L 	Right Pedestal Credenzas	LLR PC2472RMY†	LLR PC2472RES†	LLR PC2472RGE†	72"W x 24"D x 29"H	163 lbs.	1272.00 EA
		LLR PC2466RMY†	LLR PC2466RES†	LLR PC2466RGE†	66"W x 24"D x 29"H	156 lbs.	1236.00 EA
M 	Peninsula Desks	♦ LLR PRT3072ES†	♦ LLR PRT3072MY†	♦ LLR PRT3072GE†	72"W x 30"D x 29"H	125 lbs.	793.00 EA
N 	Reception Desk Counters	♦ LLR PMC7643MY†	♦ LLR PMC7643ES†	♦ LLR PMC7643GE†	74¼"W x 11½"D x 12"H	110 lbs.	1535.00 EA
O 	Reception Desk Counters	♦ LLR PMC4814MY	♦ LLR PMC4814ES	♦ LLR PMC4814GE	47¼"W x 11½"D x 12"H	45 lbs.	923.00 EA
P 	Left Returns	LLR PR2448LMY†	LLR PR2448LES†	LLR PR2448LGE†	48"W x 24"D x 29"H	133 lbs.	1087.00 EA
		LLR PR2442LMY†	LLR PR2442LES†	LLR PR2442LGE†	42"W x 24"D x 29"H	125 lbs.	1067.00 EA
Q 	Right Returns	LLR PR2448RMY†	LLR PR2448RES†	LLR PR2448RGE†	48"W x 24"D x 29"H	133 lbs.	1087.00 EA
		LLR PR2442RMY†	LLR PR2442RES†	LLR PR2442RGE†	42"W x 24"D x 29"H	125 lbs.	1067.00 EA
R 	3/4 Left Pedestal Returns	♦ LLR PR2442QLMY†	♦ LLR PR2442QLES†	♦ LLR PR2442QLGE†	42"W x 24"D x 29"H	115 lbs.	872.00 EA
S 	3/4 Right Pedestal Returns	♦ LLR PR2442QRMY†	♦ LLR PR2442QRES†	♦ LLR PR2442QRGE†	42"W x 24"D x 29"H	115 lbs.	872.00 EA

♦ Special Order. 30-day lead time.



**72" L-Shape Desk
 With 42" Return**
 Contains: F, P, U




		Product No. Mahogany	Product No. Chocolate Espresso	Product No. Gray Elm	Size	Shpg. Wt.	LIST PRICE
T 	Bridges	LLR PB2448MY	LLR PB2448ES	LLR PB2448GE	48"W x 24"D x 29"H	68 lbs.	451.00 EA
U 	Hutches	LLR PH7239MY† LLR PH6639MY†	LLR PH7239ES† LLR PH6639ES†	LLR PH7239GE† LLR PH6639GE†	72"W x 16"D x 39"H 66"W x 16"D x 39"H	164 lbs. 148 lbs.	1003.00 EA 953.00 EA
V 	2-Drawer Lateral Files	LLR PL2236MY†	LLR PL2236ES†	LLR PL2236GE†	36"W x 22"D x 29"H	152 lbs.	1094.00 EA
W 	5-Shelf Bookcases	LLR PBK3469MY†	LLR PBK3469ES†	LLR PBK3469GE†	34"W x 14"D x 68"H	157 lbs.	826.00 EA
	3-Shelf Bookcases	LLR PBK3448MY†	LLR PBK3448ES†	LLR PBK3448GE†	34"W x 14"D x 48"H	120 lbs.	653.00 EA
X 	Conference Table, Round	LLR PT42RMY†	LLR PT42RES†	LLR PT42RGE†	42"W x 42"D x 29"H	107 lbs.	573.00 EA
Y 	Conference Table, Racetrack	LLR PT7236MY †	LLR PT7236ES†	LLR PT7236GE†	72"W x 36"D x 29"H	132 lbs.	863.00 EA



LORELL
Chateau Series

- Features 1½" reeded edge laminate tops
- Desks feature two grommet holes for easy cord routing
- Full, 3/4 and mobile pedestals accommodate letter- and legal-size hanging files
- All drawers feature heavy-duty ball-bearing suspension
- Lateral file and pedestal Ship Fully Assembled
- Matches Essentials Series pedestals
- Three optional and one standard handle pull choices
- Greenguard Certified
- Covered by Lorell Limited 5-Year Warranty




Reeded Edge
1½" Thick Top



Mahogany




Walnut



Standard
Transitional Silver



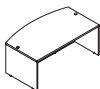
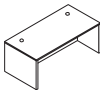
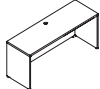
Optional
Transitional Black



Optional
Modern Silver



Optional
Modern Black

	Description	Product No. Mahogany	Product No. Walnut	Size	Shpg. Wt.	LIST PRICE
A 	Bow Front Desk	LLR 34348‡	LLR 34354‡	72"W x 42"D x 29½"H	183 lbs.	937.00 EA
B 	Rectangular Desks	LLR 34300‡	LLR 34301‡	72"W x 36"D x 30"H	133 lbs.	955.00 EA
		LLR 34302‡	LLR 34303‡	66"W x 30"D x 30"H	111 lbs.	791.00 EA
		LLR 34304‡	LLR 34305‡	60"W x 30"D x 30"H	100 lbs.	644.00 EA
C 	Credenzas	LLR 34306‡	LLR 34307‡	72"W x 24"D x 30"H	104 lbs.	662.00 EA
		LLR 34308‡	LLR 34309‡	66"W x 24"D x 30"H	97 lbs.	649.00 EA
		LLR 34310‡	LLR 34311‡	60"W x 24"D x 30"H	93 lbs.	590.00 EA

City of Oklahoma City and
its Trusts

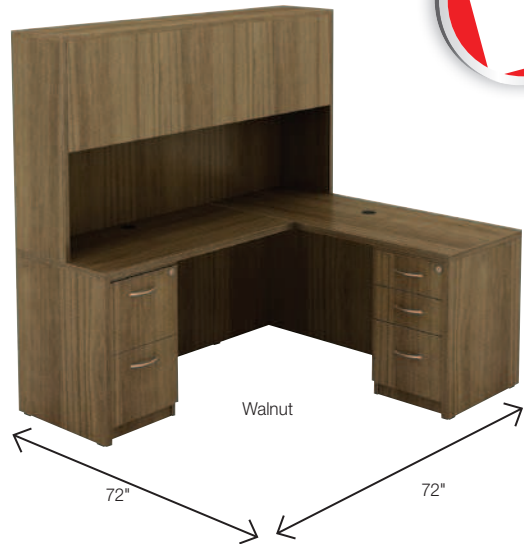
CONTEMPORARY LAMINATE OFFICE SUITES

25301

C
O
K
C
0
0
2
0
4

72" L-Shape

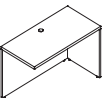
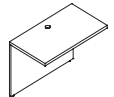



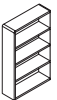

Contains:
C. Credenza
D. Return
F. Hutch
K. Box/Box/File Fixed Pedestal
L. File/File Fixed Pedestal



66" U-Group

Contains:
B. Rectangle Desk
C. Credenza
E. Bridge
F. Hutch
K. Box/Box/File Fixed Pedestal
L. File/File Fixed Pedestal



	Description	Product No. Mahogany	Product No. Walnut	Size	Shpg. Wt.	LIST PRICE
D 	Returns	LLR 34322	LLR 34323	48"W x 24"D x 30"H	80 lbs.	475.00 EA
		LLR 34349‡	LLR 34355‡	42"W x 24"D x 30"H	89 lbs.	436.00 EA
E 	Bridges	LLR 34350‡	LLR 34356‡	48"W x 24"D x 30"H	75 lbs.	370.00 EA
		LLR 34324	LLR 34325	42"W x 24"D x 30"H	58 lbs.	342.00 EA
F 	Hutches	LLR 34318‡	LLR 34319‡	72"W x 15"D x 37"H	146 lbs.	1279.00 EA
		LLR 34320‡	LLR 34321‡	66"W x 15"D x 37"H	133 lbs.	1246.00 EA
G 	Lateral Files	LLR 34312‡	LLR 34313‡	36"W x 22"D x 30"H	115 lbs.	1263.00 EA
H 	6-Shelf Bookcases	LLR 34314‡	LLR 34315‡	36"W x 12"D x 74"H	155 lbs.	788.00 EA
I 	4-Shelf Bookcases	LLR 34316‡	LLR 34317‡	36"W x 12½"D x 50"H	117 lbs.	570.00 EA
J 	Lateral Stack-On Bookcases	LLR 34351‡	LLR 34357‡	36"W x 15"D x 36½"H	71 lbs.	504.00 EA

Assembly needed.
Please call for details.

‡Cannot be shipped UPS

www.lorellfurniture.com | ML
BidSync

4/22/2024

11
p. 5132



CONTEMPORARY LAMINATE OFFICE SUITES

City of Oklahoma City and
its Trusts

25301

72" Executive

Contains:
B. Rectangle Desk
C. Credenza
F. Hutch
K. Box/Box/File Fixed Pedestal (2)
L. File/File Fixed Pedestal (2)



	Description	Product No. Mahogany	Product No. Walnut	Size	Shpg. Wt.	LIST PRICE
K	Box/Box File Fixed Pedestals	LLR 69603	LLR 69985‡	16"W x 22"D x 28¼"H	71 lbs.	455.00 EA
L	File/File Fixed Pedestals	LLR 69605	LLR 69986‡	16"W x 22"D x 28¼"H	71 lbs.	443.00 EA
M	Box/Box File Mobile Pedestals	LLR 69395	LLR 69983‡	16"W x 22"D x 28¼"H	80 lbs.	473.00 EA
N	File/File Mobile Pedestals	LLR 69397‡	LLR 69984‡	16"W x 22"D x 28¼"H	71lbs.	457.00 EA

	Description	Product No. Mahogany	Product No. Walnut	Product No. Black	Product No. Silver	Size	Shpg. Wt.	LIST PRICE
O	Oval Conference Table Top & Base	LLR 34336‡				72"W x 36"D x 30"H	108 lbs.	675.00 EA
	Oval Tops	LLR 34342‡				96"W x 48"D x 1½"H	155 lbs.	747.00 EA
	Base With Modesty Panel	LLR 69151						237.00 EA
P	Rectangular Top & Base	LLR 34340‡				72"W x 36"D x 30"H	112 lbs.	765.00 EA
	Rectangular Tops	LLR 34338‡				96"W x 48"D x 1½"H	154 lbs.	765.00 EA
	Base With Modesty Panel	LLR 69151				28"H*	71 lbs.	237.00 EA
Q	Round Table Top	LLR 34353‡	LLR 34359‡			48" Diameter	69 lbs.	431.00 EA
		LLR 34352‡	LLR 34358‡			42" Diameter	56 lbs.	366.00 EA
	Laminate Bases For 42" & 48" Tops	LLR 69401	LLR 69991			24"W x 24"D x 29"H*	55 lbs.	176.00 EA
R	Sit-To-Stand Three-Tier Base For use with 48" - 72" tops			LLR 25945	LLR 25948	24" - 50"H	55 lbs.	1203.00 EA

*Add 2" to height for total height with table top.

	Description	Product No. Black	Product No. Silver	Size	LIST PRICE
S	Drawer Pulls Transitional, 2/Pk	LLR 34345		4"W x ½"D x 2"H	11.00 PK
	Drawer Pulls Modern, 2/Pk		LLR 34346	4"W x ½"D x 2"H	17.00 PK
	Drawer Pulls Traditional, 2/Pk	LLR 34347		4"W x ½"D x 2"H	18.00 PK

See page 10 for Drawer Pulls



Shown in Walnut




Standard Transitional Silver Optional Transitional Black Optional Modern Silver Optional Modern Black



Essentials Series


- 1" thick laminate top
- Desks feature two grommet holes for easy cord routing
- Full, 3/4 and mobile pedestals accommodate letter- and legal-size hanging files
- All drawers feature heavy-duty ball-bearing suspension
- **Lateral file and pedestal Ship Fully Assembled**
- Greenguard Certified
- Covered by Lorell Limited 5-Year Warranty



Espresso



Power Strip Grommet on page 33



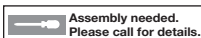
Grommet



Shown in Mahogany
See Page 14

LLR69574 in Mahogany. Shown with LLR25948 adjustable legs sold separately.

		Product No. Mahogany	Product No. Cherry	Product No. Walnut	Product No. Weathered Charcoal	Product No. Espresso	Size	Shpg. Wt.	LIST PRICE
A		LLR 69370†	LLR 69406†	LLR 69952†	LLR 69591†	LLR 18260†	72"W x 42"D x 29½"H	157 lbs.	516.00 EA
B		LLR 69371†	LLR 69407†	LLR 69966†	LLR 69550 †	LLR 18206 †	72"W x 36"D x 29½"H	148 lbs.	459.00 EA
		LLR 69535†	LLR 69534†	LLR 69536†	LLR 69551 †	LLR 18211 †	72"W x 30"D x 29½"H	144 lbs.	453.00 EA
		LLR 69372†	LLR 69408†	LLR 69967†	LLR 69546 †	LLR 18207 †	66"W x 30"D x 29½"H	124 lbs.	383.00 EA
		LLR 69373†	LLR 69409†	LLR 69968†	LLR 69547 †	LLR 18208 †	60"W x 30"D x 29½"H	115 lbs.	353.00 EA
		LLR 69902†	LLR 69903†	LLR 34389†	LLR 69548 †	LLR 18209 †	48"W x 30"D x 29½"H	101 lbs.	349.00 EA
		LLR 69375†	LLR 69411	LLR 34390	LLR 69549	LLR 18210 †	48"W x 24"D x 29½"H	88 lbs.	327.00 EA
C		LLR 69918†	LLR 69919†	LLR 69953†	LLR 69592	LLR 18261†	42"W x 42"D x 24"D x 29½"H	97 lbs.	391.00 EA
		LLR 69872	LLR 69871	LLR 34391†			36"W x 36"D x 24"D x 29½"H	82 lbs.	384.00 EA



†Cannot be shipped UPS


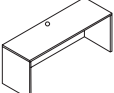

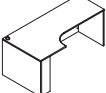
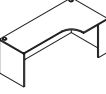
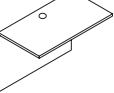



CONTEMPORARY LAMINATE OFFICE SUITES

City of Oklahoma City and
its Trusts

25301

C
O
K
C
O
2
0
4

		Product No. Mahogany	Product No. Cherry	Product No. Walnut	Product No. Weathered Charcoal	Product No. Espresso	Size	Shpg. Wt.	LIST PRICE
D 	Return Shells	LLR 69387‡	LLR 69421‡	LLR 69979	LLR 69554 ‡	LLR 18215 ‡	48"W x 24"D x 29½"H	82 lbs.	277.00 EA
		LLR 69388‡	LLR 69422‡	LLR 69980	LLR 69555 ‡	LLR 18216 ‡	42"W x 24"D x 29½"H	73 lbs.	262.00 EA
		LLR 69389	LLR 69423	LLR 34400	LLR 69594	LLR 18263	36"W x 24"D x 29½"H	66 lbs.	231.00 EA
E 	Credenza Shells	LLR 69376‡	LLR 69412‡	LLR 69969‡	LLR 69552 ‡	LLR 18212 ‡	72"W x 24"D x 29½"H	110 lbs.	370.00 EA
		LLR 69377‡	LLR 69413‡	LLR 69970‡	LLR 69596‡	LLR 18265‡	66"W x 24"D x 29½"H	99 lbs.	362.00 EA
		LLR 69378‡	LLR 69435‡	LLR 69971‡	LLR 69553 ‡	LLR 18213 ‡	60"W x 24"D x 29½"H	95 lbs.	333.00 EA
F 	Credenza Half Legs	LLR 69616	LLR 69615	LLR 34392	LLR 69597	LLR 18266	12"W x 1"D x 28½"H	11 lbs.	76.00 EA
G 	Left Corner Credenzas	LLR 69906‡	LLR 69907‡	LLR 34393‡	LLR 69598‡	LLR 18267‡	72"W x 36"D x 24"D x 29½"H	144 lbs.	524.00 EA
		LLR 69910‡	LLR 69911‡	LLR 34394‡			66"W x 36"D x 24"D x 29½"H	120 lbs.	497.00 EA
H 	Right Corner Credenzas	LLR 69904‡	LLR 69905‡	LLR 34395‡	LLR 69599‡	LLR 18268‡	72"W x 36"D x 24"D x 29½"H	144 lbs.	524.00 EA
		LLR 69908‡	LLR 69909‡	LLR 34396‡			66"W x 36"D x 24"D x 29½"H	120 lbs.	498.00 EA
I 	Bridges	LLR 69390	LLR 69424	LLR 69981	LLR 69556	LLR 18217	48"W x 24"D x 29½"H	66 lbs.	260.00 EA
		LLR 69391	LLR 69426	LLR 69982			42"W x 24"D x 29½"H	57 lbs.	227.00 EA
J 	Stack On Bookcases	LLR 69614	LLR 69613	LLR 69975‡			36"W x 15"D x 36"H	90 lbs.	375.00 EA



72" Mahogany
Shown at Desk Height



72" Mahogany Shown
Partially Extended



Two-Tier Base
Shown in Silver



Sit-To-Stand Desk Shells

- Sit-To-Stand design for a healthier, active workday
- Perfect addition to any home or office for style, comfort and functionality
- Rugged, PVC edge for years of worry-free use
- Covered by Lorell 5-Year Warranty



72" Sit-To-Stand Desk Shells

- 1" Top, 72"W x 29"D x 29"-49"H
- **Sit-To-Stand Desk Shell and Two-Tier Base Sold Separately. Must Order Both**

Product No.	Color	LIST PRICE
LLR 69574	Mahogany	807.00 EA
LLR 69573‡	Cherry	807.00 EA
LLR 69578‡	Weathered Charcoal	807.00 EA

60" Sit-To-Stand Desk Shells

- 1" Top, 60"W x 29"D x 29"-49"H
- **Sit-To-Stand Desk Shell and Two-Tier Base Sold Separately. Must Order Both**

Product No.	Color	LIST PRICE
LLR 69571‡	Mahogany	730.00 EA
LLR 69570‡	Cherry	730.00 EA
LLR 69572‡	Weathered Charcoal	730.00 EA

Sit-To-Stand Two-Tier Base

- Adjust from 27.5" to 47" high
- For use with 48"W - 72"W tops
- **Sit-To-Stand Desk Shell and Two-Tier Base Sold Separately. Must Order Both**

Product No.	Color	LIST PRICE
LLR 25944	Black	1078.00 EA
LLR 25947	Silver	1078.00 EA

Standing Height Tables

- Includes two 2" cross panels for stability
- 72"W x 36"D x 41½"H
- Covered by Lorell Limited 5-Year Warranty

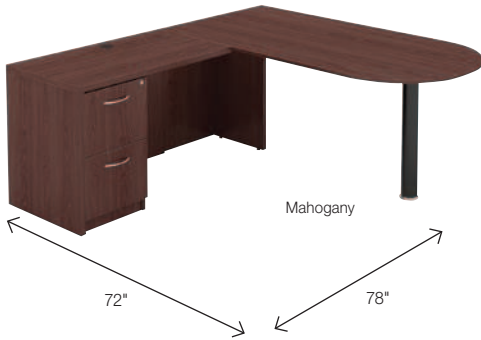


Product No.	Color	LIST PRICE
LLR 69660‡	Cherry	726.00 EA
LLR 69661‡	Mahogany	726.00 EA
LLR 69662‡	Weathered Charcoal	726.00 EA

Leather Sled Guest Stool: 2 Per Carton

LLR 42958 ♦	Tan	594.00 CT
-------------	-----	------------------

⚠ ♦ WARNING: Cancer – www.P65Warnings.ca.gov



66" L-Peninsula With 42" Return

Contains:
O. Peninsula with Post (Sold Separately)
D. Return Shell
T. File/File Mobile Pedestal



72" Executive U With 48" Bridge

Contains:
A. Bowfront Desk Shell
E. Credenza Shell
K. Hutch with Doors
I. 48" Bridge
S. Box/Box/File Fixed Pedestal
T. File/File Fixed Pedestal



72" Executive

Contains:
A. Bowfront Desk Shell
E. Credenza Shell
K. Hutch with Doors
S. Box/Box/File Fixed Pedestal (2)
T. File/File Fixed Pedestal (2)

		Product No. Mahogany	Product No. Cherry	Product No. Walnut	Product No. Weathered Charcoal	Product No. Espresso	Size	Shpg. Wt.	LIST PRICE
K 	Hutch With Doors	LLR 69382‡	LLR 69416‡	LLR 69976‡	LLR 69557‡	LLR 18214 ‡	72"W x 15"D x 36"H	172 lbs.	600.00 EA
		LLR 69383‡	LLR 69417‡	LLR 69977‡	LLR 69619‡	LLR 18269‡	66"W x 15"D x 36"H	159 lbs.	558.00 EA
		LLR 69912‡	LLR 69913‡	LLR 69978‡	LLR 69620‡	LLR 18270‡	60"W x 15"D x 36"H	125 lbs.	539.00 EA
		LLR 69384‡	LLR 69418‡	LLR 34397‡	LLR 69621‡	LLR 18271‡	48"W x 15"D x 36"H	110 lbs.	502.00 EA
L 	Wall Mount Hutch	LLR 59506	LLR 59507	LLR 69954	LLR 16241	LLR 18240	36"W x 15"D x 17"H		347.00 EA

		Product No. Mahogany	Product No. Cherry	Product No. Walnut	Product No. Weathered Charcoal	Product No. Espresso	Product No. Frosted Glass	Size	Shpg. Wt.	LIST PRICE
M 	Doors For Wall Mount Hutch	LLR 59574	LLR 59575	LLR 69956		LLR 18242	LLR 59577	For 36" Hutch	11 lbs.	111.00 EA

		Product No. Mahogany	Product No. Cherry	Product No. Walnut	Product No. Weathered Charcoal	Product No. Espresso	Product No. Black	Size	Shpg. Wt.	LIST PRICE
N 	Tackboards						LLR 69914	For 72" Hutch 69"W x ¾"D x 16½"H	20 lbs.	78.00 EA
							LLR 69915	For 66" Hutch 64½"W x ¾"D x 16½"H	18 lbs.	68.00 EA
							LLR 69916	For 60" Hutch 56¾"W x ¾"D x 16½"H	16 lbs.	68.00 EA
							LLR 69917	For 45" Hutch 45¾"W x ¾"D x 16½"H	14 lbs.	62.00 EA
O 	Peninsulas, Box 1 of 2	LLR 69380‡	LLR 69415‡	LLR 69959‡	LLR 69593‡			66"W x 30"D x 29½"H	93 lbs.	310.00 EA
	Peninsula Post, Box 2 of 2						LLR 69381			133.00 EA



CONTEMPORARY LAMINATE OFFICE SUITES

City of Oklahoma City and
its Trusts

25301

C
O
K
C
O
2
0
4



66" L-Shape With 42" Return

Contains:

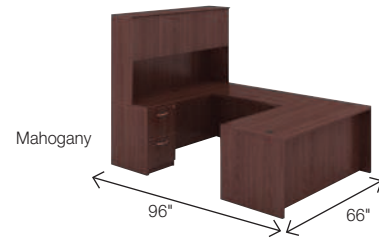
- B. Rectangular Desk Shell
- K. Hutch With Doors
- D. Return Shell
- S. Box/Box File Fixed
- T. File/File Fixed Pedestal



72" L-Shape Reception With 42" Return

Contains:



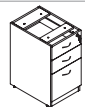

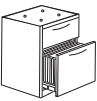



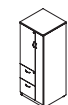
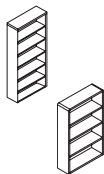
- AG. Front Reception Desks
- AH. Reception Return
- T. File/File Fixed Pedestal



66" U-Shape With 42" Bridge






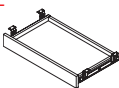






Contains:

- B. Rectangular Desk Shell
- E. Credenza Shell
- K. Hutch with Doors
- I. Bridge
- S. Box/Box File Fixed
- T. File/File Fixed

		Description	Product No. Mahogany	Product No. Cherry	Product No. Walnut	Product No. Weathered Charcoal	Product No. Espresso	Size	Shpg. Wt.	LIST PRICE
P		Box/Box File Mobile Pedestals	LLR 69395	LLR 69430†	LLR 69983†	LLR 69560	LLR 18218†	16"W x 22"D x 28¼"H	80 lbs.	473.00 EA
Q		File/File Mobile Pedestals	LLR 69397†	LLR 69431†	LLR 69984†	LLR 69561†	LLR 18219†	16"W x 22"D x 28¼"H	71 lbs.	457.00 EA
R		Box/Box File Fixed Pedestals	LLR 69603	LLR 69604	LLR 69985†	LLR 69558†	LLR 18220†	16"W x 22"D x 28¼"H	71 lbs.	455.00 EA
S		File/File Fixed Pedestals	LLR 69605	LLR 69606	LLR 69986†	LLR 69559†	LLR 18221†	16"W x 22"D x 28¼"H	71 lbs.	443.00 EA
T		Box/File Hanging Pedestals	LLR 69398	LLR 69432	LLR 69987	LLR 69562	LLR 18222	16"W x 22"D x 21"H	60 lbs.	315.00 EA
U		Lateral Files	LLR 69399†	LLR 69433†	LLR 69972†	LLR 69563†	LLR 18223†	36"W x 22"D x 29½"H	150 lbs.	744.00 EA
V		Four-Drawer Lateral Files	LLR 34386†	LLR 34387†	LLR 34388†	LLR 69624†	LLR 18274†	36"W x 22"D x 54¾"H	306 lbs.	1450.00 EA
W		Box/Box/File Lateral Files	LLR 69541†	LLR 69540†	LLR 69542†	LLR 69623†	LLR 18273†	35½"W x 22"D x 29½"H	126 lbs.	913.00 EA
X		Tall Storage Cabinets	LLR 69897†	LLR 69896†	LLR 69889†	LLR 69659†	LLR 18229†	23⅝"W x 23⅝"D x 65⅝"H	308 lbs.	1596.00 EA
Y		6-Shelf	LLR 99790†	LLR 99791†	LLR 99792†	LLR 69565†	LLR 18228†	36"W x 12"D x 72"H	84 lbs.	454.00 EA
		5-Shelf	LLR 99787†	LLR 99788†	LLR 99789†			36"W x 12"D x 60"H	82 lbs.	437.00 EA
		4-Shelf	LLR 99784†	LLR 99785†	LLR 99786†	LLR 69566†	LLR 18227†	36"W x 12"D x 48"H	60 lbs.	332.00 EA
		3-Shelf	LLR 99781	LLR 99782	LLR 99783	LLR 69626	LLR 18276†	36"W x 12"D x 36"H	60 lbs.	315.00 EA
		2-Shelf	LLR 99778	LLR 99779	LLR 99780			36"W x 12"D x 30"H	49 lbs.	262.00 EA

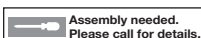


C
O
K
C
O
O
2
0
4

		Product No. Mahogany	Product No. Cherry	Product No. Walnut	Product No. Weathered Charcoal	Product No. Espresso	Product No. Black		Shpg. Wt.	LIST PRICE
Z		LLR 48085				LLR 69627‡		41⅝"W x 23⅝"D x 29½"H	45 lbs.	453.00 EA
AA		LLR 87272	LLR 87373	LLR 69988	LLR 69569	LLR 18230		72"W x 36"D x 29½"H	110 lbs.	538.00 EA
AB		LLR 87240	LLR 87321	LLR 69989	LLR 69588‡	LLR 18256‡		48"W x 48"D x 29"H	55 lbs.	227.00 EA
		LLR 87239	LLR 87322	LLR 69990	LLR 69587‡	LLR 18255‡		42"W x 42"D x 29"H	49 lbs.	215.00 EA
AC		LLR 69401	LLR 69436	LLR 69991	LLR 18308	LLR 18309		24"W x 24"D x 29"H	55 lbs.	176.00 EA
AD						LLR 87241‡		24"W x 24"D x 29"H	82 lbs.	443.00 EA
AE		LLR 87524	LLR 87525	LLR 69993	LLR 69568	LLR 18224		26"W x 15⅝"D x 3⅝"H	14 lbs.	151.00 EA
AF		LLR 87523	LLR 87526	LLR 69992	LLR 69567	LLR 18225		26"W x 15⅝"D x ¾"H	11 lbs.	114.00 EA
AG		LLR 59582	LLR 59581	LLR 69998	LLR 69595‡	LLR 18264‡		72"W x 36"D x 42½"H	181 lbs.	788.00 EA
AH		LLR 59627‡	LLR 59626‡	LLR 34404‡	LLR 18308	LLR 18309		42"W x 24"D x 41½"H	94 lbs.	378.00 EA
AI		LLR 69612	LLR 69611	LLR 69999	LLR 69564	LLR 18226		36"W x 22½"D x 29½"H	128 lbs.	473.00 EA
AJ		LLR 69891	LLR 69890	LLR 69610				14⅜"W x 14⅜"D x 36"H	41 lbs.	237.00 EA
AK		LLR 69893	LLR 69892	LLR 69617				23⅝"W x 23⅝"D x 29½"H	63 lbs.	327.00 EA

	Description	Product No. Black	Product No. Silver	Size	LIST PRICE
AL	Drawer Pulls Transitional, 2/Pk	LLR 34345		4"W x ½"D x 2"H	11.00 PK
	Drawer Pulls Modern, 2/Pk		LLR 34346	4"W x ½"D x 2"H	17.00 PK
	Drawer Pulls Traditional, 2/Pk	LLR 34347		4"W x ½"D x 2"H	18.00 PK

See page 13 for Drawer Pulls



‡Cannot be shipped UPS

CONTEMPORARY STEEL LAMINATE OFFICE SUITES



Shown in Mahogany/Charcoal



Fortress Modular Steel Desking

- Precision ball-bearing slides provide full extension for all drawers
- 1" thick laminate top, steel chassis
- Premium machined-edge banding
- Core removable lock
- Satin nickel arch pull handles
- Grommets for cord management
- Meets or exceeds ANSI/BIFMA standards
- Greenguard Gold certified
- Contains 28% recycled steel
- Covered by Lorell Limited Lifetime Warranty

Walnut/
BlackMahogany/
Charcoal

	Description	Product No. ♦ Walnut/Black	Product No. Mahogany/ Charcoal	Product No. ♦ Black	Product No. Charcoal	Size	LIST PRICE
A	*Double Pedestal Desks	LLR 79139‡	LLR 79140‡			72"W x 36"D x 29½"H	2081.00 EA
		LLR 79141‡	LLR 79142‡			60"W x 30"D x 29½"H	1984.00 EA
B	*Single Pedestal Desks, Right	♦ LLR 79143‡	LLR 79144‡			72"W x 36"D x 29½"H	1984.00 EA
		LLR 79145‡	LLR 79146‡			66"W x 30"D x 29½"H	1907.00 EA
		LLR 79147‡	LLR 79148‡			48"W x 30"D x 29½"H	1578.00 EA
	Single Pedestal Desks, Left	♦ LLR 79149‡	LLR 79150‡			72"W x 36"D x 29½"H	1984.00 EA
		♦ LLR 79151‡	LLR 79152‡			66"W x 30"D x 29½"H	1907.00 EA
C	Returns, Right	♦ LLR 79153‡	LLR 79154‡			48"W x 24"D x 29½"H	1311.00 EA
	Returns, Left	♦ LLR 79155‡	LLR 79156‡			48"W x 24"D x 29½"H	1311.00 EA
D	Bridges	♦ LLR 79165	LLR 79166			48"W x 24"D x 29½"H	673.00 EA
E	Double Pedestal Credenzas	♦ LLR 79157‡	LLR 79158‡			72"W x 24"D x 29½"H	1896.00 EA
		♦ LLR 79159‡	LLR 79160‡			60"W x 24"D x 29½"H	1846.00 EA
F	Single Pedestal Credenzas, Right	♦ LLR 79161‡	LLR 79162‡			72"W x 24"D x 29½"H	1847.00 EA
	Single Pedestal Credenzas, Left	♦ LLR 79163‡	LLR 79164‡			72"W x 24"D x 29½"H	1847.00 EA
G	Box File Pedestals	LLR 79133	LLR 79134			15"W x 19½"D x 23¾"H	489.00 EA
H	Stack-On Hutches, 72"			♦ LLR 79167‡	LLR 79168‡	72"W x 13½"D x 36¼"H	985.00 EA
	Stack-On Hutches, 60"			♦ LLR 79169‡	LLR 79170‡	60"W x 13½"D x 36¼"H	907.00 EA
	Stack-On Hutches, 48"			♦ LLR 79171‡	LLR 79172‡	48"W x 13½"D x 36¼"H	826.00 EA
I	Door Kits For Stack-On Hutch, For 72" Stack-On Hutch – Two 36" doors			♦ LLR 79173	LLR 79174	36"W x 16"H	627.00 EA
	Door Kits For Stack-On Hutch, For 60" Stack-On Hutch – Two 30" doors			♦ LLR 79175	LLR 79176	30"W x 16"H	606.00 EA
				♦ LLR 79177	LLR 79178	48"W x 16"H	360.00 EA

♦ Special Order - 30 Day Delivery



Fortress Series Desks

- Practical and professional desk solution ideal for business, government and educational offices
- Durable, high-performance construction stands up to rigorous daily use
- Desks feature box/file pedestals with full extension ball-bearing slides, locking center drawer and integrated drawer pulls
- Central lock system locks all drawers
- Returns are non-locking
- Meets or exceeds ANSI/BIFMA standards
- Contains 28% recycled content
- Greenguard Gold Certified
- Covered by Lorell Limited Lifetime Warranty

Fortress Series Teachers Desks

- Practical and professional desk solution ideal for educational offices and classrooms
- T-mold edge creates rounded corners to avoid sharp edges
- Durable, high-performance laminate tops feature rounded corners with T-mold edge
- Desks feature box/file pedestals with full extension ball-bearing slides, locking center drawer and integrated drawer pulls
- Central lock system locks all drawers
- Mobile desks feature two locking and two non-locking casters
- Meets or exceeds ANSI/BIFMA standards
- Contains 28% recycled content
- Greenguard Gold Certified
- Covered by Lorell Limited Lifetime Warranty



Mahogany/
Charcoal



Classic Walnut/
Black



Oak/Putty



Maple/Black

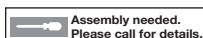


White/Platinum

	Description	Product No. Mahogany/ Charcoal	Product No. Classic Walnut/Black	Product No. Oak/Putty	Product No. Maple/Black	Product No. Gray	Size	LIST PRICE
Fortress Series Desks								
A	Double Pedestal Desk	LLR 60928‡	LLR 60927‡	LLR 60926‡	LLR 60930‡	LLR 60935 ‡	60"W x 30"D x 29½"H	1664.00 EA
B	Right Pedestal Desk	LLR 60916‡	LLR 66905‡	LLR 66904‡	LLR 66906‡		66"W x 30"D x 29½"H	1548.00 EA
C	Left Pedestal Desk	LLR 60919‡	LLR 60918‡	LLR 60917‡	♦ LLR 03129‡		66"W x 30"D x 29½"H	1548.00 EA
D	Right Pedestal Desk	LLR 60922‡	LLR 60921‡	LLR 60920‡	♦ LLR 03140‡		42"W x 24"D x 29½"H	1060.00 EA
E	Left Pedestal Return	LLR 60925‡	LLR 60924‡	LLR 60923‡	♦ LLR 03150‡		42"W x 24"D x 29½"H	1060.00 EA
F	48" Right Single Pedestal Desk	LLR 66903‡	LLR 66902‡	LLR 66908‡	LLR 66907‡		48"W x 30"D x 29½"H	1352.00 EA
G	45½" Right Single Pedestal Desks	LLR 66949‡	LLR 66948‡	LLR 66947‡			45½"W x 24"D x 29½"H	1121.00 EA

	Description	Product No. White/Platinum	Product No. Classic Walnut/Black	Product No. Maple/Black	Size	LIST PRICE
Fortress Series Teachers Desks						
H	Double-Pedestal Desks	LLR 66942‡	LLR 66941‡	♦ LLR 03155‡	60"W x 30"D x 29½"H	1708.00 EA
I	48" Right Single Pedestal Desks	LLR 66940‡	LLR 66939‡	♦ LLR 03156‡	48"W x 30"D x 29½"H	1233.00 EA
J	Mobile Double-Pedestal Desks	LLR 66946‡	LLR 66945‡		60"W x 30"D x 29½"H	1611.00 EA
K	Mobile 48" Right Single Pedestal Desks	LLR 66944‡	LLR 66943‡		48"W x 30"D x 29½"H	1414.00 EA

♦ Special Order - 30 Day Delivery



‡ Cannot be shipped UPS



Combine panels with LLR 90282 and LLR 90283 to make quads or longer runs of up to 4 sections.

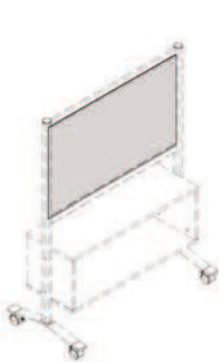


Mobile Room Dividers

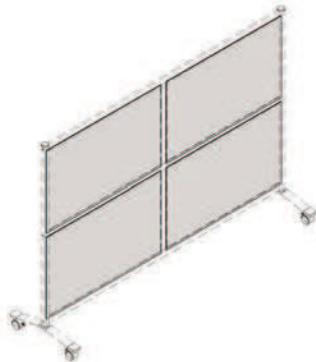
- Tiled design that allows mix & match panels
- Woodgrain laminate, frosted acrylic or magnetic marker board panels
- Optional open storage available on bottom of single width only
- Glides and casters standard
- Available 50" or 71" Tall
- Available 35" or 71" Wide

Key	Product No.	Description	Color	LIST PRICE
A	LLR 90272	Panel Legs, 50"H	Silver	332.00 ST
B	LLR 90271	Panel Legs, 71"H	Silver	393.00 ST
C	LLR 90273	Horizontal Strip Panel (Single), 35"W	Silver	60.00 EA
D	LLR 90274	Horizontal Strip Panel (Double)	Silver	92.00 EA
E	LLR 90275	Vertical Strip Panel	Silver	51.00 EA
F	LLR 90276	Divider Panel	Walnut	92.00 EA
F	LLR 90277	Divider Panel	Weathered Charcoal	92.00 EA
G	LLR 90278	Acrylic Divider Panel	Frosted	181.00 EA
H	LLR 90284	Divider Panel	Clear	181.00 EA
I	LLR 90279	Whiteboard Divider Panel	White	167.00 EA
J	LLR 90280	Storage Divider	Walnut	267.00 EA
K	LLR 90281	Storage Divider	Weathered Charcoal	267.00 EA
L	LLR 90282*	4-Way Connector Kit	Silver	259.00 ST
M	LLR 90283*	Straight Connector Kit	Silver	165.00 ST

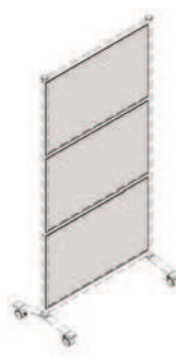
*Not Shown



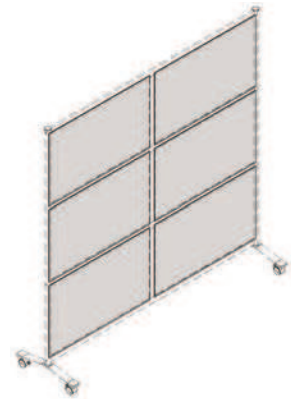
50"H Single Width
With Storage



50"H Double Width



71"H Single Width



71"H Double Width


Sample Configurations

Mobile Panel Configurations				
Column Leg Set	50" High LLR 90272 (1)		71" High LLR 90271 (1)	
	Single Width	Double Width	Single Width	Double Width
Horizontal Cross Bars	LLR 90273 (2) With Storage, (3) Without Storage	LLR 90274 (3)	LLR 90273 (4) Without Storage, (3) With Storage	LLR 90274 (4)
Vertical Support		LLR 90275 (2)		LLR 90275 (3)
Optional Open Storage. Must always be on bottom row.	LLR 90280 (1) or LLR 90281 (1)		LLR 90280 (1) or LLR 90281 (1)	
	With Storage (1) or Without Storage (2)	Without Storage (4)	With Storage (2) or Without Storage (3)	Without Storage (6)
Mix or Match Panels from woodgrain laminate, frosted acrylic or magnetic white board.	Select From: LLR 90276, Walnut LLR 90277, Weathered Charcoal LLR 90278, Frosted LLR 90284, Clear LLR 90279, Whiteboard	Select From: LLR 90276, Walnut LLR 90277, Weathered Charcoal LLR 90278, Frosted LLR 90284, Clear LLR 90279, Whiteboard	Select From: LLR 90276, Walnut LLR 90277, Weathered Charcoal LLR 90278, Frosted LLR 90284, Clear LLR 90279, Whiteboard	Select From: LLR 90276, Walnut LLR 90277, Weathered Charcoal LLR 90278, Frosted LLR 90284, Clear LLR 90279, Whiteboard



Panel Systems

- Fabric panels create just the configuration you need
- Semi-tackable gray fabric walls help block sound and provide privacy
- Each panel includes adjustable glides for better leveling
- Accessory shelf adds overhead storage and includes mounting hardware
- Versatile connectors to secure panels sold separately



Desking sold separately



Desking sold separately

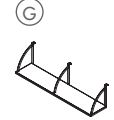
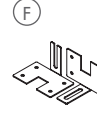
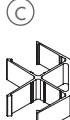
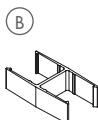
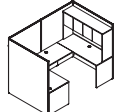
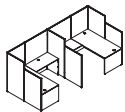
Suggested Layout 1

LLR 90252	Fabric Panels (4)
LLR 90259	Straight Connectors (2)
LLR 90260	90° Connector (1)
LLR 90263	Shelf (1)
LLR 69906	Left Corner Credenza (1)
LLR 69389	Rectangular Return Shell (1)
LLR 69603	Fixed Pedestal (1)

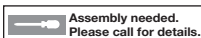
Suggested Layout 2

LLR 90259	Straight Connectors (1)
LLR 90260	90° Connector (2)
LLR 90265	Fabric Panels (4)

	Description	Product No. Gray	Size	Shpg. Wt.	LIST PRICE
A	Panels	LLR 90250†	72"H x 60"W	82 lbs.	707.00 EA
		LLR 90251†	72"H x 48"W	66 lbs.	647.00 EA
		LLR 90252†	72"H x 36"W	53 lbs.	600.00 EA
		LLR 90253†	72"H x 30"W	49 lbs.	540.00 EA
		LLR 90254†	60"H x 72"W	82 lbs.	631.00 EA
		LLR 90255†	60"H x 60"W	68 lbs.	570.00 EA
		LLR 90256†	60"H x 48"W	56 lbs.	543.00 EA
		LLR 90257†	60"H x 36"W	37 lbs.	520.00 EA
		LLR 90258†	60"H x 30"W	32 lbs.	504.00 EA
		LLR 90264 ‡	48"H x 72"W	75 lbs.	662.00 EA
		LLR 90265 ‡	48"H x 60"W	61 lbs.	615.00 EA
		LLR 90266 ‡	48"H x 48"W	51 lbs.	570.00 EA
		LLR 90267 ‡	48"H x 36"W	33 lbs.	493.00 EA
		LLR 90268	48"H x 30"W	29 lbs.	447.00 EA



	Description	Product No. Silver	Size	LIST PRICE
Connectors and Accessories				
B	180° Straight Panel Connector, 2/Set	LLR 90259	1½"W x 2½"D x 1⅜"H	16.00 ST
C	90° Connector, 2/Set	LLR 90260	2½"W x 3⅞"D x 1½"H	21.00 ST
D	Panel Foot, 2/Set	LLR 90261	2½"W x 19½"D x 1⅞"H	87.00 ST
E	Mobile T-Foot With Casters, 2/Set	LLR 69898	2⅞"W x 20⅞"D x 4⅞"H	117.00 ST
F	Panel Wall Brackets, 2/Set	LLR 90262	3¼" x 4½"D x 3⅞"H	28.00 ST
G	Panel Shelf	LLR 90263	60"W x 12"D x 14"H	262.00 EA



Assembly needed.
Please call for details.

‡ Cannot be shipped UPS

www.lorellfurniture.com | ML

BidSync




ACTIVE OFFICE - SIT-TO-STAND WORKSTATIONS

25301

C
O
K
C
0
0
2
0
4



Weathered Charcoal

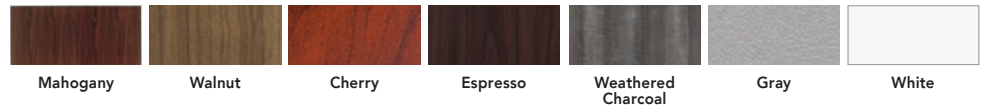


Edge Detail



A. Standard Table Tops With Matching PVC Edgeband

- Compatible with electric adjustable-height bases
- Covered by Lorell Limited 5-Year Warranty



	Description	Product No. Mahogany	Product No. Walnut	Product No. Cherry	Product No. Espresso	Product No. Weathered Charcoal	Product No. Gray	Product No. White	Size	LIST PRICE
A	Standard Table Tops With Matching PVC Edgeband	LLR 34405‡	LLR 34407‡	LLR 34406‡	LLR 34408‡	LLR 16198	LLR 62560‡	LLR 62559‡	72"W x 30"D	309.00 EA
		LLR 59607‡	LLR 59632‡	LLR 59631‡	LLR 59633‡	LLR 16199	LLR 62598‡	LLR 62597	72"W x 24"D	254.00 EA
		LLR 16200	LLR 16242		LLR 18231‡	LLR 16201	LLR 62558‡	LLR 62557‡	60"W x 30"D	254.00 EA
		LLR 59605	LLR 59635	LLR 59634	LLR 59636	LLR 16202	LLR 62596	LLR 62595	60"W x 24"D	222.00 EA
		LLR 59603	LLR 59638	LLR 59637	LLR 59639	LLR 16203	LLR 62594	LLR 62593	48"W x 24"D	171.00 EA



B. Universal Keyboard Tray

- Mounts under your desk with included hardware
- 10½"W x 28½"D x 5"H
- Covered by Lorell Limited 5-Year Warranty

Product No.	Color	LIST PRICE
LLR 99543	Black	169.00 EA



C. Universal Cable Control Spine

- Routes cables from desk to floor
- Covered by Lorell Limited 5-Year Warranty

Product No.	Size	LIST PRICE
LLR 49259	2" x 33"	37.00 EA
LLR 49260	2" x 35½"	44.00 EA



D. Mobile Power Tower

- Includes eight AC outlets and eight USB outlets (two on each of four sides)
- Three-prong plug
- Durable steel frame includes a cord winder for 10' power cable
- Four lockable wheel casters
- 15¾"W x 15¾"L x 43¼"H

Product No.	Color	LIST PRICE
LLR 34000	Silver	662.00 EA

⚠ **WARNING:** Cancer and Reproductive Harm – www.P65Warnings.ca.gov



Quadro Electric

Adjustable-Height Workstations


- Adjustable-height workstations to accommodate different users
- Features digital display with memory settings for height
- New and improved design
- Alternate between sitting and standing
- Dual motor for synchronized and precise compensation for uneven loads
- Smooth quiet movement
- Adjustment speed 1.3" per second
- Built-in temperature and overload sensors
- ISP (intelligent system protection) anti-collision safety feature
- Flex Frame adjusts for 48" to 72" wide table tops
- Maximum weight capacity 275 lbs.
- Covered by Lorell Limited 5-Year Warranty



A. Sit-To-Stand Three-Leg Base For L-Shape Desk

- A more flexible model base that allows for an L-shape desk with height-adjustable function to allow each user to create their optimum work environment
- Adjusts from 24" to 50" high
- For use with 48" - 72" tops

Product No.	Color	LIST PRICE
LLR 25946	Black	1917.00 EA
LLR 25949‡	Silver	1917.00 EA



Black



Silver

B. Sit-To-Stand Bases

- A more flexible model base that allows for a straight desktop with continuous height-adjustable function to allow each user to create their optimum work environment

Product No.	Color	LIST PRICE
Three-Tier Bases: Adjusts from 24" to 50" high. For use with 48" - 72" tops		
LLR 25945‡	Black	1203.00 EA
LLR 25948‡	Silver	1203.00 EA
Two-Tier Bases: Adjust from 27.5" to 47" high. For use with 48" - 72" tops		
LLR 25944	Black	1078.00 EA
LLR 25947	Silver	1078.00 EA



C. Electric Two-Tier Sit-Stand Double Base

- Healthier approach to work in a smaller footprint
- Both sides adjust in height so you can work sitting or standing
- One side can be raised to maximum 46"H while other to the 28.3" minimum with individual control boxes
- Four-height memory for convenient operation
- Desktops and optional privacy panel divider for built-in slots sold separately
- Expands from 42½"W - 71"W for tops 48"W to 72"W sold on page 25
- **Assembly Required**



D. Cable Management Beam

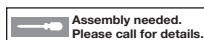
- Designed especially for Lorell Double Sit-Stand Bases
- Stylishly organizes and hides cords and cables
- Long spine protects and secures your cords
- Included screws to mount cable-management box



E. Acoustic Privacy Panels


- Designed especially for Lorell Double Sit-Stand Bases
- Creates desktop privacy in close quarters
- Blocks noise from your co-worker
- Soundproof as well as lightweight
- Light Gray polyester fiber
- Mounting bracket included with Double Sit-Stand Base (sold separately)
- 23.6" High

	Product No.	Description	LIST PRICE
C	LLR 25959	Sit/Stand Double Base	2095.00 EA
D	LLR 25960	Double Base Cable Management Spine Beam	333.00 ST
E	LLR 25961	48" Acoustic Privacy Panel	205.00 EA
	LLR 25962	60" Acoustic Privacy Panel	249.00 EA
	LLR 25963	72" Acoustic Privacy Panel	509.00 EA



‡Cannot be shipped UPS

www.lorellfurniture.com | ML
BidSync



Includes middle monitor mounting plate and 2 extension arms. LLR 03187 required



Laptop Mount Only. Arm sold separately



A. Dual Monitor Arms With Desk Mount

- Full range of motion for ergonomics and screen sharing
- Fingertip Extreme Tilt technology for ideal positioning
- Includes Quick Connect Interface for easy installation

B. Dual Monitor Arms With Column Mount

- Full range of motion for ergonomics and screen sharing
- Advanced Column system for manual height-adjustment and supporting up to four monitors
- Fingertip Extreme Tilt technology for ideal positioning
- Includes Quick Connect Interface for easy installation

C. 3-Monitor Upgrade Kit

- Adds a third monitor for more viewing capacity
- Compatible with the Lorell Space-Saver Dual-Monitor Arms with Column Desk Mount
- Supports three monitors up to 27" Diag.
- Added middle head adjusts in height for better positioning

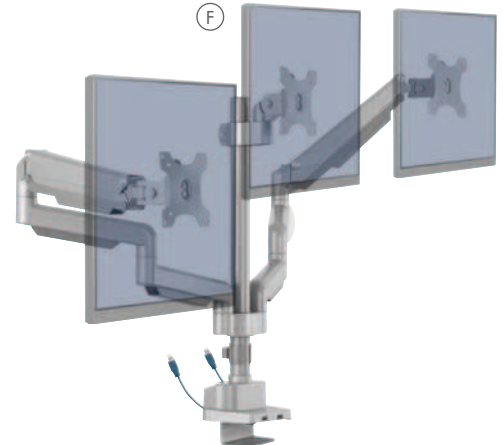
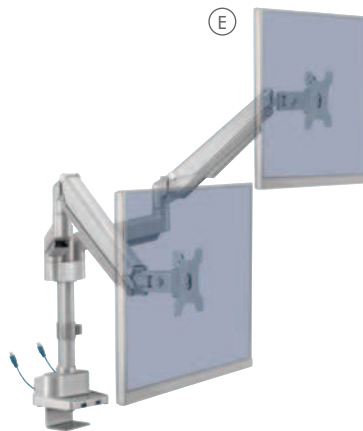
D. Laptop/Tablet Tray For Dual-Saver Arms

- Frees up valuable space at your workstation
- Attaches to Lorell Space-Saver Dual-Monitor Arms
- Position next to your primary monitor for ergonomic viewing
- Nonslip surface to keep your laptop stable

	Product No.	Description	Size	LIST PRICE
A	LLR 03186	Dual Monitor Arms With Desk Mount, 25 lb. Capacity	22" - 33" Screens	929.00 EA
B	LLR 03187	Dual Monitor Arms With Column Mount, 25 lb. Capacity	22" - 33" Screens	1022.00 EA
C	LLR 03188	3-Monitor Upgrade Kit, 20 lb Capacity, For Use With LLR 03187	27"	323.00 KT
D	LLR 03189	Laptop/Tablet Tray For Dual-Saver Arms	9½" x 9½" - 16"	141.00 EA

E.-F. Monitor Arms With Poles

- Dual-monitor arm with a pole offers versatile positioning and useful features
- Adjustable swivel and tilt enhance viewing flexibility
- Arms swivel 135° from side to side while the monitor mounting plate swivels 90°
- Face of the mounting plate also rotates 90° and is 75mm x 75mm and 100mm x 100mm VESA-compatible.
- Monitor arm is height-adjustable to easily improve eye level and posture for optimal comfort
- Built-in spring gauge can be adjusted to suit various monitor weights
- Two 3.0 USB ports on the pole are convenient for data transfer and charging
- Rear tool holder allows easy access for any future adjustment
- Detachable VESA plates make monitor installation quick and easy
- The option of top/side or grommet mounting makes installation convenient and quick
- Built-in cable management and clip on pole help keep your cords organized



	Product No.	Description	LIST PRICE
E	LLR 99803	Dual Monitor Arm With Pole	544.00 EA
F	LLR 99804	Triple Monitor Arm With Pole	718.00 EA



Double Arm




A. Monitor Arms

- Works with desks or desk risers to tilt or rotate monitors
- Adjust the height up to 18" and extend monitor up to 17" for best viewing
- Includes a clamp and grommet mount
- Double arm holds up to two 27" monitors
- Triple arm holds up to three 27" monitors
- Quadruple arm holds up to four 27" monitors

Product No.	Color	LIST PRICE
Double Arm, 33"W x 17"D x 18"H		
LLR 99987	Black	152.00 EA

Single Arm

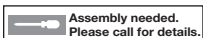


Dual Arm

B. Monitor Arms

- Versatile positioning
- Swivel and tilt adjustments
- Ability to tilt monitors from negative 45 degrees to positive 90 degrees
- Built-in 2.0 USB port and audio port
- Mounts through your desk grommet
- Built-in cable management

Product No.	Description	LIST PRICE
LLR 99800	Single Monitor Arm	173.00 EA
LLR 99801	Dual Monitor Arm	327.00 EA



†Cannot be shipped UPS

**A. Industrial L-Shape Desk**

- Rustic, industrial-styled perfect for working from home, but larger enough for resimercial use as well
- Features Aged Oak finish with barn-wood appeal, substantial metal "X" braces on legs and applied accents on frame for style
- 66 $\frac{1}{2}$ "W x 55 $\frac{1}{2}$ "D x 29 $\frac{1}{2}$ "H



Product No.	Color	LIST PRICE
LLR 18316	Aged Oak	839.00 EA



Straight Desk

B. Straight or L Shape Desk

- 1" high pressure melamine top
- Two shelves for storage
- Steel metal frame with black powder coating
- Assemble left or right-handed
- Two grommets on L-Shape desk, one on standard desk



L-Shaped Desk

Product No.	Color	Size	LIST PRICE
Desk With Shelf			
LLR 18311	Rustic Oak	48"W x 20"D x 30"H	377.00 EA
L-Shaped Desk			
LLR 18312	Rustic Oak	67"W x 48"D x 30"H	458.00 EA

**C. L-Shaped Two-Tier SOHO Desk With Storage**

- 1" Thick Laminate with impact resistance PVC edges
- Side unit includes two shelves on one side, cabinet with door opposite
- Impact-resistant PVC edges
- Side shelf and cabinet
- 60"W x 48"D x 30"H



Product No.	Color	LIST PRICE
LLR 18313 ‡	Weathered Charcoal	482.00 EA
LLR 18314	Mahogany	482.00 EA
LLR 18315	Walnut	482.00 EA

**D. Computer Workstation**

- Maple finish in melamine, white on reverse surfaces
- Metal frame with white powder coating
- 4 50mm casters, two locking
- Top panel holds 110 lbs, Keyboard holds 11 lbs., Printer/CPU holder holds 22 lbs.
- One piece steel hook for each side
- 23 $\frac{3}{8}$ "W x 20 $\frac{3}{8}$ "D x 30" - 53 $\frac{1}{2}$ " H



Product No.	Color	LIST PRICE
LLR 18244	Maple/White	229.00 EA
LLR 18245	Weathered Charcoal/Black	229.00 EA

E. Desk Side Machine Stand

- 16mm particle board with Weathered Charcoal color melamine and PVC edge
- Metal side frame with black powder coating
- Metal adjustable shelf: (0.8mm steel plate)
- 4 diameter, 50mm casters, two locking
- Loading weight capacity: Top 100 lbs., middle and bottom shelf 50 lbs. for each
- 23 $\frac{3}{8}$ "W x 19 $\frac{3}{8}$ "D x 26 $\frac{1}{2}$ "H



Product No.	Color	LIST PRICE
LLR 60263	Charcoal	291.00 EA

F. Under Desk Machine Stand

- 16mm particle board with Weathered Charcoal color melamine and PVC edge
- Metal side frame with black powder coating
- 4 diameter, 50mm casters, two locking
- Loading weight capacity: Top 100 lbs, bottom shelf 50 lbs.
- 18 $\frac{3}{4}$ "W x 15 $\frac{3}{4}$ "D x 13 $\frac{1}{4}$ "H



Product No.	Color	LIST PRICE
LLR 60262	Charcoal	144.00 EA




A. SOHO Desk With Side Drawers

- Features two stationary file drawers and one footscap filing drawer
- Melamine surface and PVC edge
- Steel tube with powder coated legs
- Support bar for stability
- 55"W x 23½"D x 30"H
- Shpg. Wt. 81 lbs.
- Covered by Lorell 3-Year Limited Warranty



Product No.	Color	LIST PRICE
LLR 97615 ‡	Walnut	
LLR 97616 ‡	Weathered Charcoal	417.00 EA



B. SOHO Desk With Center Drawer

- Features one stationary drawer
- Melamine surface and PVC edge
- Steel tube with powder coated legs
- Support bar for stability.
- 47"W x 23½"D x 30"H
- Shpg. Wt. 49 lbs.
- Covered by Lorell 3-Year Limited Warranty



Product No.	Color	LIST PRICE
LLR 97617	Walnut	
LLR 97618	Weathered Charcoal	304.00 EA



C. SOHO Rustic Bookshelf

- Melamine surface and PVC edge
- Steel tube with powder coated frame
- Support bar for stability
- 11¾"W x 39"D x 57½"H
- Covered by Lorell 3-Year Limited Warranty



Product No.	Color	LIST PRICE
LLR 97619	Walnut	
LLR 97620	Weathered Charcoal	323.00 EA



D. Computer Desk

- Laminate and silver steel construction
- Upper shelf with storage accessories for iPad
- Side document holder and keyboard tray
- Weight capacity 250 lbs.
- 35¾"W x 23¾"D x 35¼"H
- Covered by Lorell Limited 5-Year Warranty



Product No.	Color	LIST PRICE
LLR 14337	Maple	311.00 EA
⚠ WARNING: Cancer and Reproductive Harm – www.P65Warnings.ca.gov		



E. Height-Adjustable Mobile Desk

- PVC veneered top and powder coated metal legs
- Pull out keyboard shelf, locks while in use
- Cupholder
- Four castors, 2 with brakes
- Includes mount for CPU
- Holds up to 250 lbs. evenly distributed
- 26.63" W x 19.13" D x 43" H

Product No.	Color	LIST PRICE
LLR 84837	Weathered Charcoal	290.00 EA

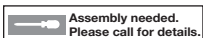


F. Adjustable-Height Mobile Desks

- Laminate top laptop caddy includes an iPad holder and cup/pencil holder
- Steel tube aluminum base with powder coat finish
- Height adjusts using gas lift
- Four casters, two with brakes for mobility
- 28¼"W x 18¾"D x 41"H
- Covered by Lorell Limited 5-Year Warranty



Product No.	Color	LIST PRICE
LLR 84838	Silver/Black	661.00 EA
⚠ WARNING: Cancer and Reproductive Harm – www.P65Warnings.ca.gov		



‡ Cannot be shipped UPS



HOME OFFICE - DESK

City of Oklahoma City and
its Trusts

25301

C
O
K
C
0
0
2
0
4



Metal Small Office Home Office Collection

- Outfit your office with our modern steel collection
- With everything on wheels, rearranging your workspace is simple
- Mobile pedestal file features full high-side drawers providing storage for hanging files and office essentials
- Core removable lock secures all drawers
- Mobile desk has two locking casters
- Welded steel construction
- Contains 28% recycled content
- Greenguard Gold Certified
- Covered by Lorell Limited 5-Year Warranty



	Description	Product No. White	Product No. Black	Product No. Navy	Size	LIST PRICE
A	Mobile Desks	LLR 34418†	LLR 34417†	LLR 18335	48"W x 24"D x 29½"H	336.00 EA
B	3-Drawer Mobile Pedestal Files	LLR 03097WE	LLR 03097BK	LLR 03097NY	14¼"W x 18"D x 26⅞"H	356.00 EA

C. Gaming Desk

- Specialized design to accommodate your gaming gear
- Separate monitor shelf holds up to 17 lb. and is removable
- Medium-density fiberboard tabletop holds up to 110 lb. and features black carbon fiber-grain PVC on the surface backed with black melamine
- Hang your headphones, controllers and more on two front corner hooks
- Cable-management shelf in the back
- Steel tube legs and base with powder coating for stability

Product No.	Color	LIST PRICE
LLR 84393	Black/Red	444.00 EA





A. Three-Screen DLX LT-Touch Riser

- Light touch 123 height-adjustable workstation is the easiest and most ergonomic sit/stand workstation
- Transforms any fixed-height desk into an active healthy workplace and does it with style
- Offers a weightless height adjustment (up to 19" above your desk) that effortlessly moves your tray and monitor arm to the most comfortable positions
- Monitors have an additional 4.5" of vertical adjustability so you can have the ideal sitting and standing positions
- Includes the flexibility and components to handle one extra-large, two up to 27" or three up to 24" monitors, up to 24 lbs.
- Aluminum alloy construction with cable management and USB charging port included

Product No.	Color	LIST PRICE
27"W x 26"D x 36"H		
LLR 03167	Black	928.00- EA



B. Large Monitor Riser

- Riser allows you to go from sitting to standing with ease
- Stop at any position from 5¼" x 19¼"
- Gas-spring monitor lift for smooth, easy ascension
- 23¼" x 12¾" keyboard tray tilts between negative 5 and positive 15° and offers a 20mm height-adjustment range
- Sturdy steel X-frame
- Worksurface and tray are made of medium-density fiberboard with PVC finish
- Weight capacity 33 lb.
- Keyboard tray weight capacity 4.4 lb

Product No.	Color	LIST PRICE
35¼"W x 19¼"D x 19½"H		
LLR 99555‡	Black	553.00- EA



C. Adjustable-Height Mobile Desks

- Laminate top laptop caddy includes an iPad holder and cup/pencil holder
- Steel tube aluminum base with powder coat finish
- Height adjusts using gas lift
- Four casters, two with brakes for mobility
- 28¼"W x 18¾"D x 41"H
- Covered by Lorell Limited 5-Year Warranty



Product No.	Color	LIST PRICE
LLR 84838	Silver/Black	661.00- EA
⚠ WARNING: Cancer and Reproductive Harm – www.P65Warnings.ca.gov		

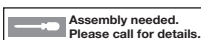


D. Adjustable-Height Mobile Standing Desk

- Complete sit-to-stand desk is mobile
- Rises from 31" to 49"
- 40"W top can hold two monitors
- Full size retractable keyboard tray 40" x 11½", sits 4½" below desk
- Grommet hole for a monitor arm or cables
- Includes locking casters and feet
- Functions as a mobile workstation, game platform or desk extension
- 40"W x 21"D x 49"H
- Covered by Lorell Limited 5-Year Warranty



Product No.	Color	LIST PRICE
LLR 82016‡	Black	829.00- EA



Assembly needed.
Please call for details.

‡Cannot be shipped UPS

www.lorellfurniture.com | ML
BidSync



ACTIVE OFFICE - SIT-TO-STAND WORKSTATIONS

City of Oklahoma City and
its Tulsas

25301

C
O
K
C
O
O
2
0
4



A. Corner Desk Riser

- Optimize space on a corner desk or in a cubicle with this adjustable desk riser
- Lifts up to 18" and lowers down to 5", to optimize the ergonomic work position for people of all heights
- 46" wide top can hold up to two monitors and a laptop
- Keyboard tray, 40" x 11"
- 45 lb. capacity
- Grommet hole to mount a monitor arm or run cables
- 46"W x 32"D x 18"H
- Covered by Lorell Limited 5-Year Warranty



Product No.	Color	LIST PRICE
LLR 82014	Black	811.00 EA



B. Electric Desk Riser With Wireless Charging

- Features control panel and USB port
- Wireless charging pad
- Groove holds phone or tablet securely

Product No.	Color	LIST PRICE
33½"W x 20"L x 5½"-19½"H	Black	945.00 EA
LLR 99530	Black	



C. Electric Desk Riser With Keyboard Tray

- Adjust up and down with the push of a button from 5¼" to 17½" off of the work surface
- Quick release, medical grade electric motor
- Low noise
- Anti-collision function will stop up/down motion if desk riser meets objects like coffee cups or bottles
- USB interface
- Covered by Lorell Limited 5-Year Warranty



Product No.	Color	LIST PRICE
28¾"W x 35¾"D x 6½"H, Shpg. Wt. 60 lbs.	Black	937.00 EA
LLR 99552	Black	



D. Desk Risers

- Go from sitting to standing with ease
- Stop at any position when adjusting height
- Double gas spring monitor lift
- Convenient iPad/iPhone slot
- Quick release keyboard tray
- Covered by Lorell Limited 5-Year Warranty



Product No.	Color	LIST PRICE
26½"W x 38½"D x 9¼"H, Shpg. Wt. 56 lbs.	Black	639.00 EA
LLR 99553	Black	



A. XL Adjustable Desk Riser

- Full desk size 46"W x 23½" D top panel and retractable 25½" x 11" keyboard tray
- Rises to 20" and lowers to 5"
- Straight up and down motion
- Includes grommet hole for mounting single, double, or triple monitor arm, or for running cables
- Holds up to three monitors, a laptop and more.
- 45 lb. capacity
- 46"W x 23½"D x 20"H
- Covered by Lorell Limited 5-Year Warranty



Product No.	Color	LIST PRICE
Desk Riser		
LLR 82013	Black	814.00 EA
Desk Riser Floor Stand: Adjustable, 38"H - 46"H		
LLR 82015	Black	317.00 EA



B. Deluxe Adjustable Desk Riser

- New improved desk riser lifts up to 20" and lowers down to 5"
- 38" wide top can hold up to two monitors and a laptop
- Straight up and down motion minimizes required table depth (23")
- Ergonomic retractable keyboard tray 25¼" x 11"
- Grommet hole allows you to route cables or install a monitor arm
- Fully assembled
- 40 lb. capacity
- 38"W x 23½"D x 20"H
- Covered by Lorell Limited 5-Year Warranty



Product No.	Color	LIST PRICE
LLR 99759	Black	750.00 EA



C. Adjustable Desk Riser Plus

- New improved desk riser lifts up to 18" and lowers down to 5"
- 32" top can hold up to two monitors or laptops
- Straight up and down motion minimizes required table depth (23")
- Ergonomic retractable keyboard tray 21½" x 9¼" also holds most laptops
- Grommet hole to route cables or install a monitor arm
- Fully assembled
- 35 lb. capacity
- 32"W x 24"D x 18"H
- Covered by Lorell Limited 5-Year Warranty



Product No.	Color	LIST PRICE
LLR 99983	Black	697.00 EA

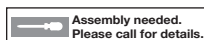


D. Adjustable Desk Riser

- Rises up to 16.7" and lowers down to 4.75", to optimize the ergonomic work position for people of all heights
- 32" wide top can hold a monitor and a laptop
- Ergonomic retractable keyboard tray 24" x 11¼" also holds most laptops
- 33 lb. capacity
- 32"W x 25"D x 16.7"H
- Covered by Lorell Limited 5-Year Warranty



Product No.	Color	LIST PRICE
LLR 81974	Black	585.00 EA



‡Cannot be shipped UPS



City of Oklahoma City and
its TAPPS

ACTIVE OFFICE - SIT-TO-STAND WORKSTATIONS

25301

C
O
K
C
O
O
2
0
4



LORELL

A. 28" Wide Sit-To-Stand School Desk

- Desk uses a gas piston to easily adjust from sitting to standing position
- Easy height adjustment handle allows raising or lowering from 24" to 40"
- Includes lockable casters
- Optional book box fits under top of desk to provide students storage for books and supplies

Product No.	Color	LIST PRICE
Sit-To-Stand Student Desk: 28"W x 20"L x 40"H		
LLR 00076	Black Oak	823.00 EA
Book Box: 23"W x 11"L x 7"H		
LLR 00077	Black	149.00 EA



B. X-Type Slim Desk Riser

- Super slim design
- Large worksurface, suitable for one monitor and one laptop, 33 lb. capacity
- Keyboard tray, 5 lb. capacity
- Easy adjust single lever control with infinite locking positions between 5"-16½"
- Gas spring assist
- 30"W x 32"D x 5"-16½"H
- Covered by Lorell Limited 5-Year Warranty

Product No.	Color	LIST PRICE
LLR 99539	Black	411.00 EA



C. Active Perches

- Active seating with square, black nylon base
- Auto return gas lift seat
- Adjustable-height seat plate
- Fabric upholstery
- 16½"W x 15¾"D x 26¾"-36"H
- Shpg. Wt. 17 lbs
- Covered by Lorell Limited 5-Year Warranty



Product No.	Color	LIST PRICE
LLR 42168	Black	379.00 EA



D. Energizing Desk Mat

- Comfortably stand at your desk
- Durable anti-fatigue three-layer memory foam construction reduces stress on feet, knees and ankles
- Perfect size sits under desk while sitting
- 30"W x 20"L x ¾"H
- Shpg. Wt. 3 lbs.
- Covered by Lorell Limited 5-Year Warranty



Product No.	Color	LIST PRICE
LLR 99985	Black	123.00 EA



E. Active Antifatigue Mat

- Two massage areas for blood circulation and muscle engagement
- Made from 100% polyurethane with a durable integral pebbled skin
- 26¾"W x 21½"D x 2¾"H
- Covered by Lorell Limited 5-Year Warranty



Product No.	Color	LIST PRICE
LLR 99537	Black	204.00 EA

**A. Universal Keyboard Trays**


- Durable laminate tray for keyboards
- Easy to attach to any desk
- 26"W x 15 $\frac{3}{8}$ "D x $\frac{3}{4}$ "H
- Covered by the Lorell Limited 5-Year Warranty

Product No.	Color	LIST PRICE
LLR 87523	Mahogany	114.00 EA
LLR 87526	Cherry	114.00 EA
LLR 69992	Walnut	114.00 EA
LLR 69567	Weathered Charcoal	114.00 EA
LLR 18225	Espresso	114.00 EA

**B. Universal Center Drawers**

- Durable laminate
- Adjustable mount
- 26"W x 15 $\frac{3}{8}$ "D x 3 $\frac{3}{8}$ "H
- Covered by the Lorell Limited 5-Year Warranty
- **SHIPS FULLY ASSEMBLED**

Product No.	Color	LIST PRICE
LLR 87524	Mahogany	151.00 EA
LLR 87525	Cherry	151.00 EA
LLR 69993	Walnut	151.00 EA
LLR 69568	Weathered Charcoal	151.00 EA
LLR 18224	Espresso	151.00 EA

**C. Universal Pencil Drawer**

- Deep drawer in standard width offers plenty of space for pencils, pens, calculators
- Easy to install into existing desks
- Easy open with smooth ball-bearing slides
- 16"W x 21"D x 2"H
- Covered by the Lorell Limited 5-Year Warranty

Product No.	Color	LIST PRICE
LLR 82092	Black	92.00 EA

**D. Four-Outlet Power Strip Grommet**

- Features USB charger, a heavy-duty cord with on/off switch and built-in circuit breaker, 15A, 125V (rated to 12A for UL962A requirement) surge protection, maximum 2100 joules
- Optional USB charger
- Optional UL/CUL listed
- 2 $\frac{7}{8}$ "W x 11 $\frac{1}{2}$ "D x 1 $\frac{1}{8}$ "H
- Covered by the Lorell Limited 5-Year Warranty

Product No.	Color	LIST PRICE
LLR 33992	Black	121.00 EA



White Under Desk



White Desktop



Black Under Desk



Black Desktop

**E. AC Power Center With USB Charger**

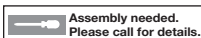
- Power center can be mounted on different surfaces
- Includes mounting hardware
- Covered by the Lorell Limited 5-Year Warranty

Product No.	Color	LIST PRICE
Under Desk Mount		
LLR 33993	Black	121.00 EA
LLR 33996	White	
Desktop Mount		
LLR 33994	Black	121.00 EA
LLR 33997	White	

**F. Under Cabinet Task Lights**

- Installs easily under desk and kitchen cabinets
- Provides focused light to working spaces
- Covered by the Lorell Limited 5-Year Warranty

Product No.	Color	LIST PRICE
13 Watt LED, 35 $\frac{1}{2}$ " L		
LLR 13205	Silver	87.00 EA
7 Watt LED, 24 $\frac{1}{2}$ " L		
LLR 13200	Silver	69.00 EA


Assembly needed.
Please call for details.

†Cannot be shipped UPS

CONFERENCE TABLES

Prominence 2.0 Modular
Conference Tables

- Mix and match different base types under the same table
- Wire management base conceals all devices and extra wires, easy access on hinged door
- Grommet hole
- Metal on metal assembly
- Sturdy construction with 1½" thick top



Mahogany (MY)



Chocolate Espresso



Gray Elm (GE)

See Page 6 for Special Order Finish Options. **Special Orders** Finishes have **5% Upcharge** and are **not returnable**.



F. Power Strip Grommet

- Four-outlet pullout grommet power strip. Features USB charger, a heavy-duty cord with on/off switch and built-in circuit breaker.

LIST PRICE

2½"W x 11½"D x 1½"H

LLR 33992 Black

~~121.00~~ EA

G. Serenity Executive Leather High-Back Chair

- Ergonomically designed seating. Lumbar moves with user to provide support in all sitting positions. Covered by Lorell Limited 5-Year Warranty.

1 4 5 6 9 11 20*

LIST PRICE

25¼"W x 23½"D x 40½"H

LLR 59529

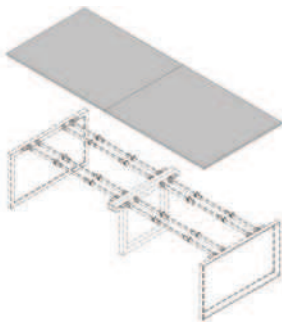
~~1055.00~~ EA

		Product No. Mahogany	Product No. Chocolate Espresso	Product No. Gray Elm	Size	LIST PRICE
A		LLR PRC4896MY‡	LLR PRC4896ES‡	LLR PRC4896GE‡	96"W x 48"D x 1½"H	931.00 EA
		LLR PRC4872MY‡	LLR PRC4872ES‡	LLR PRC4872GE‡	72"W x 48"D x 1½"H	809.00 EA
		LLR PRC4860MY‡	LLR PRC4860ES‡	LLR PRC4860GE‡	60"W x 48"D x 1½"H	686.00 EA
B		LLR PRT4896MY‡	LLR PRT4896ES‡	LLR PRT4896GE‡	96"W x 48"D x 1½"H	1152.00 EA
C		LLR POC4872MY‡	LLR POC4872ES‡	LLR POC4872GE‡	72"W x 48"D x 1½"H	993.00 EA
		LLR POC4860MY‡	LLR POC4860ES‡	LLR POC4860GE‡	60"W x 48"D x 1½"H	869.00 EA
D		LLR PLB24MY	LLR PLB24ES	LLR PLB24GE	24"W x 8"D x 28"H	548.00 EA
E		LLR PLB24HMY	LLR PLB24HES	LLR PLB24HGE	24"W x 8"D x 28"H	440.00 EA

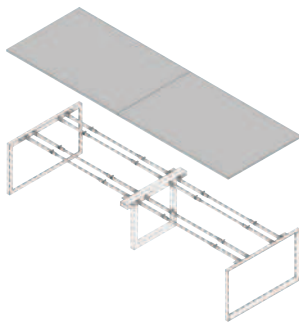
TABLE TOP CONFIGURATIONS	Stand Alone	Starter	Adder
A. Rectangular 96" Wide LLR PRC4896__			
A. Rectangular 72" Wide LLR PRC4872__	●	●	No
A. Rectangular 60" Wide LLR PRC4860__	●	●	●
C. Half-Racetrack 72" Wide LLR POC4872__			
C. Half-Racetrack 60" Wide LLR POC4860__	No	●	No
B. Racetrack - 96" Wide LLR PRT4896__	●	No	No
BASES NEEDED			
1 Piece Table Needs 2 Bases 	2 Piece Table Needs 3 bases 	3 Piece Table Needs 4 bases 	More Than 3 Piece Table (24 Ft. Max) Needs 1 Base In Every Joint + 1 Base At Each End



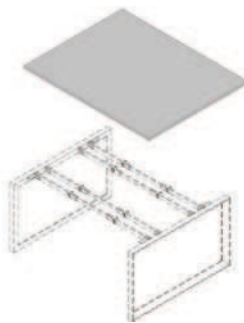
Shown in Mahogany



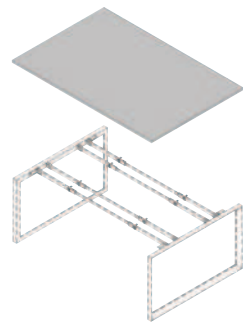
Contains: A (2), C (2),
D (1), E (4 Sets)



Contains: B (2), C (2),
D (1), E (4 Sets)



Contains: A (1), C (2),
E (2 Sets)



Contains: B (1), C (2),
E (2 Sets)

Relevance Series Conference Table Tops & Bases

- Versatile and stylish office furniture configures to meet your needs and space
- Rectangular tops combine with other leg options to create the conference room table that fits your space
- 1" thick tabletop made of features a 3mm PVC edgebanding that matches the worksurface



Mahogany



Weathered
Charcoal

	Product No.	Description	Color	Size	LIST PRICE
A	LLR 16255†	Rectangular Top	Mahogany	59½" x 47¼" x 1"	426.00 EA
	LLR 16256†	Rectangular Top	Weathered Charcoal	59½" x 47¼" x 1"	426.00 EA
B	LLR 16257†	Rectangular Top	Mahogany	71½" x 47¼" x 1"	473.00 EA
	LLR 16258†	Rectangular Top	Weathered Charcoal	71½" x 47¼" x 1"	473.00 EA
C	LLR 16251	Wide Leg	Silver	45½" x 4" x 28½"	404.00 EA
D	LLR 16252	Middle Leg	Silver	38½" x 6¼" x 28½"	473.00 EA
E	LLR16208	Adjustable Cross Bar Set	Silver	43"W to 67"W	200.00 ST



A. Chateau Series Oval Conference Tables

- 1½" reeded edge oval conference tables
- Covered by Lorell Limited 5-Year Warranty
- 96" Top and bases sold separately, must order both



Edge Detail




Mahogany

	Description	Product No. Mahogany	Size	Shpg. Wt.	LIST PRICE
A	Tops	LLR 34342‡	96"W x 48"D x 1½"H	155 lbs.	747.00 EA
	Base With Modesty Panel	LLR 69151	28"H	71 lbs.	237.00 EA
	Top & Base	LLR 34336	72"W x 36"D x 30"H	108 lbs.	675.00 EA



B. Chateau Series Rectangular Conference Tables

- 1½" reeded edge conference tables
- Covered by Lorell Limited 5-Year Warranty
- 96" Top and bases sold separately, must order both



Reeded
Edge Detail
1½" thick


	Description	Product No. Mahogany	Size	Shpg. Wt.	LIST PRICE
B	Tops	LLR 34338‡	96"W x 48"D x 1½"H	154 lbs.	765.00 EA
	Base With Modesty Panel	LLR 69151	28"H	71 lbs.	237.00 EA
	Top & Base	LLR 34340‡	72"W x 36"D x 30"H	112 lbs.	765.00 EA

LAMINATE CONFERENCE TABLES

C
O
K
C
O
2
0
4

Essential Series Conference Tables

- Conference Tables are 29½"H
- Adjustable floor glides on a two-panel leg base
- Two-piece top includes hardware for assembly
- 3.0 mil thick edge
- Greenguard Certified
- Covered by Lorell Limited 5-Year Warranty
- 96" tops and bases sold separately, must order both.



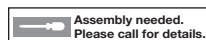
D. Power Strip Grommet

- Features USB charger
- Heavy-duty cord with on/off switch and built-in circuit breaker, 15A, 125V (rated to 12A for UL962A requirement) surge protection, maximum 2100 joules.
- 2⅞"W x 11½"D x 1⅝"H
- Covered by Lorell Limited 5-Year Warranty

Product No.	Color	LIST PRICE
LLR 33992	Black	121.00 EA



Oval Conference Tables	Description	Property No. Cherry	Property No. Mahogany	Product No. Walnut	Product No. Weathered Charcoal	Product No. Espresso	Size	Shpg. Wt.	LIST PRICE
A	Tops	LLR 69122‡	LLR 69150‡				96"W x 48"D	139 lbs.	637.00 EA
	Base With Modesty Panel	LLR 69121	LLR 69151				28"H	71 lbs.	237.00 EA
	Top & Base	LLR 87373‡	LLR 87272‡	LLR 69988‡	LLR 69569‡	LLR 18230‡	72"W x 36"D x 29½"H	110 lbs.	538.00 EA
Boat-Shaped Conference Tables	Description	Product No. Cherry	Product No. Mahogany				Size	Shpg. Wt.	LIST PRICE
B	Tops	LLR 69120‡	LLR 69149‡				96"W x 48"D	137 lbs.	637.00 EA
	Base With Modesty Panel	LLR 69121	LLR 69151				28"H	71 lbs.	237.00 EA
Rectangular Conference Tables	Description	Product No. Cherry	Product No. Mahogany	Product No. Walnut			Size	Shpg. Wt.	LIST PRICE
C	Tops	LLR 69123‡	LLR 69148‡	LLR 69994‡			96"W x 48"D	142 lbs.	637.00 EA
	Base With Modesty Panel	LLR 69121	LLR 69151	LLR 69995			28"H	71 lbs.	237.00 EA
	Top & Base	LLR 87374‡	LLR 87274‡	LLR 69996‡			72"D x 36"D x 29½"H	112 lbs.	538.00 EA



‡Cannot be shipped UPS

www.lorellfurniture.com | ML

BidSync



LAMINATE CONFERENCE TABLES & ACCESSORIES

City of Oklahoma City and
its Trusts

25301

C
O
K
C
O
2
0
4



A. Presentation Cabinets

- ¾" laminate with 2 mm matched edge banding
- Laminate doors lined in black fabric tackboard; internal melamine whiteboard
- Cleat mounting hardware
- 47¼"W x 4¾"D x 47¼"H
- Covered by Lorell 5-Year Limited Warranty



Product No.	Color	LIST PRICE
LLR 69865‡	Mahogany	1060.00 EA
LLR 69866‡	Cherry	
LLR 69625‡	Weathered Charcoal	
LLR 18275‡	Espresso	



Mahogany



Weathered Charcoal



B. Mobile Machine Stand

- Laminate 2mm matched edge banding
- Two doors without keys
- Bow front silver handles and four casters
- Covered by Lorell Limited 5-Year Warranty



Description	Product No. Mahogany	Product No. Weathered Charcoal	Size	Shpg. Wt.	LIST PRICE
Stand With Shelf	LLR 60268	LLR 69627	28"W x 19¾"D x 30½"H	74 lbs.	567.00 EA



C. Round Conference Tables

- Conference Tables are 29½"H with adjustable floor glides on a two-panel leg base
- Two-piece top includes hardware for assembly
- 3.0 mil thick edge
- Greenguard certified
- Limited 5-Year Warranty



Cherry top on metal base



Walnut tabletop on laminate base

Description	Product No. Cherry	Product No. Mahogany	Product No. Walnut	Product No. Weathered Charcoal	Product No. Espresso	Product No. Black	Size	Shpg. Wt.	LIST PRICE
Round Tabletops	LLR 87321‡	LLR 87240‡	LLR 69989‡	LLR 69588‡	LLR 18256‡		48"W x 48"D x 29"H	55 lbs.	227.00 EA
Round Tabletops	LLR 87322	LLR 87239‡	LLR 69990‡	LLR 69587‡	LLR 18255‡		42"W x 42"D x 29"H	49 lbs.	215.00 EA
Laminate Bases For 42" & 48" Tops	LLR 69436	LLR 69401	LLR 69991	LLR 69589	LLR 18257		24"W x 24"D x 29"H	55 lbs.	176.00 EA
Metal Base For 42" & 48" Tops						LLR 87241‡	24"W x 24"D x 29"H	82 lbs.	443.00 EA



C
O
K
C
O
O
2
0
4**A. Spry Training Table Bases**

- Modern table bases roll easily for quick set-up or storage
- Table base features a cable actuated flip mechanism for the top and locking casters
- The base, available in Black or White, is adjustable for use with table tops 48" - 72" long

Product No.	Color	LIST PRICE
LLR 60738	Black	524.00 EA
LLR 60739	White	524.00 EA

**B. Training Table Tops With Matching PVC Edgeband**

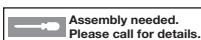
- Compatible with Spry training table bases
- Covered by Lorell Limited 5-Year Warranty



Edge Detail



	Description	Product No. Mahogany	Product No. Walnut	Product No. Cherry	Product No. Espresso	Product No. Weathered Charcoal	Product No. Gray	Product No. White	Size	LIST PRICE
B	Standard Table Tops With Matching PVC Edgeband	LLR 34405†	LLR 34407†	LLR 34406†	LLR 34408†	LLR 16198	LLR 62560†	LLR 62559†	72"W x 30"D	309.00 EA
		LLR 59607†	LLR 59632†	LLR 59631†	LLR 59633†	LLR 16199	LLR 62598†	LLR 62597	72"W x 24"D	254.00 EA
		LLR 16200	LLR 16242		LLR 18231†	LLR 16201	LLR 62558†	LLR 62557†	60"W x 30"D	254.00 EA
		LLR 59605	LLR 59635	LLR 59634	LLR 59636	LLR 16202	LLR 62596	LLR 62595	60"W x 24"D	222.00 EA
		LLR 59603	LLR 59638	LLR 59637	LLR 59639	LLR 16203	LLR 62594	LLR 62593	48"W x 24"D	171.00 EA



†Cannot be shipped UPS

www.lorellfurniture.com | ML
BidSync



TRAINING ROOM

City of Oklahoma City and
its Trusts

25301

C
O
K
C
0
0
2
0
4



Cherry/Silver Base



Mahogany/Silver



Espresso Black



A. Preference Training Tables

- Top has a melamine surface with 3mm PVC straight edge
- Base is all metal material with one way fold with modesty panel
- Includes round grommets and four nylon casters with brakes
- CARB II compliant
- Covered by Lorell Limited 5-Year Warranty



Mahogany



Cherry



Espresso



Weathered
Charcoal



White



White Silver

Product No. Mahogany/Black	Product No. Mahogany/Silver	Product No. Cherry/Black	Product No. Cherry/Silver	Product No. Espresso/Black	Product No. Espresso/Silver	Product No. Weathered Charcoal/Black	Product No. White/Silver	LIST PRICE
LLR 59514†	LLR 60718†	LLR 59517†	LLR 60721†	LLR 60734†	LLR 60731†	LLR 59488 ‡	LLR 60743†	802.00 EA
72"W x 23½"D x 29½"H								
LLR 59513†	LLR 60717†	LLR 59516†	LLR 60720†	LLR 60733†	LLR 60730†	LLR 59487 ‡	LLR 60744†	763.00 EA
60"W x 23½"D x 29½"H								
LLR 59518	LLR 60722	LLR 59515	LLR 60719	LLR 60732	LLR 60729	LLR 59489	LLR 60745	585.00 EA
48"W x 23½"D x 29½"H								



Connector

B. Connector for Training Table

- Metal connection clip to secure tables together
- Comes with two adjustable screws and four blot washers
- 3" x ½"

Product No.	Color	LIST PRICE
LLR 60723	Black	56.00 ST



C. Power Strip Grommet

- Four-outlet pullout grommet power strip
- Features USB charger, a heavy-duty cord with on/off switch and built-in circuit breaker, 15A, 125V (rated to 12A for UL962A requirement) surge protection, maximum 2100 joules
- Optional USB charger
- Optional UL/CUL listed
- 2⅞"W x 11½"D x 1⅝"H
- Covered by Lorell Limited 5-Year Warranty

Product No.	Color	LIST PRICE
LLR 33992	Black	121.00 EA



D. Quick Align Table Connector

- Heavy-duty metal plate with plastic knobs
- Designed specifically for frequent table reconfigurations

Product No.	Color	LIST PRICE
LLR 60687	Black	80.00 EA

C
O
K
C
O
O
2
0
4**NEW!****LORELL®****A. Shift 2.0 Flip & Nesting Table**

- Perfect for the training or conference room
- Rectangular top flips up with a simple lever mechanism to nest with other tables for space-saving storage
- Improved 1" thick top is made of scratch resistant laminate with rounded corners
- A plastic grommet is positioned near both ends for convenient cord management
- Includes sturdy steel frame with perforated modesty panel and storage channel
- Rolls easily on four casters (two locking)
- Top and frame in one carton

Product No.	Color	LIST PRICE
72" x 24"		
LLR 60761‡	Mahogany	499.00 EA
LLR 60763‡	Cherry	499.00 EA
LLR 60765‡	Walnut	499.00 EA
LLR 60767‡	Gray	499.00 EA
60" x 24"		
LLR 60760‡	Mahogany	449.00 EA
LLR 60762‡	Cherry	449.00 EA
LLR 60764‡	Walnut	449.00 EA
LLR 60766‡	Gray	449.00 EA

Assembly needed.
Please call for details.

‡Cannot be shipped UPS

www.lorellfurniture.com | ML

BidSync

**B. Training Room
Mesh Nesting Chair**

- Features four legs with swivel casters
- Seat flips up to nest chairs together
- Mesh back and fabric mesh seat
- 24"W x 27"D x 26"H
- Covered by Lorell Limited 5-Year Warranty
- Two per carton

Product No.	Color	LIST PRICE
LLR 84374‡	Black	634.00 CT



TRAINING ROOM

City of Oklahoma City and
its Trusts

25301



A. Training Table Tops With Matching PVC Edgeband

- Compatible with electric training table
- Covered by Lorell Limited 5-Year Warranty



	Description	Product No. Mahogany	Product No. Walnut	Product No. Cherry	Product No. Espresso	Product No. Weathered Charcoal	Product No. Gray	Product No. White	Size	LIST PRICE
A	Training Table Tops With Matching PVC Edgeband	LLR 34405‡	LLR 34407‡	LLR 34406‡	LLR 34408‡	LLR 16198	LLR 62560‡	LLR 62559‡	72"W x 30"D	309.00 EA
		LLR 59607‡	LLR 59632‡	LLR 59631‡	LLR 59633‡	LLR 16199	LLR 62598‡	LLR 62597	72"W x 24"D	254.00 EA
		LLR 16200	LLR 16242		LLR 18231‡	LLR 16201	LLR 62558‡	LLR 62557‡	60"W x 30"D	254.00 EA
		LLR 59605	LLR 59635	LLR 59634	LLR 59636	LLR 16202	LLR 62596	LLR 62595	60"W x 24"D	222.00 EA
		LLR 59603	LLR 59638	LLR 59637	LLR 59639	LLR 16203	LLR 62594	LLR 62593	48"W x 24"D	171.00 EA

B. Modesty Panels

- Perforated steel modesty panels mount directly onto table top
- Oversized wire channel allows wires to pass through the bottom of panel



Product No.	Color	Size	LIST PRICE
For 72" Tables			
LLR 60686 ‡	Black	66"W x 3"D x 10"H	379.00 EA
LLR 61633	Metallic Silver	66"W x 3"D x 10"H	379.00 EA
For 60" Tables			
LLR 60685	Black	54"W x 3"D x 10"H	351.00 EA
LLR 61632	Metallic Silver	54"W x 3"D x 10"H	351.00 EA
For 48" Tables			
LLR 60684	Black	42"W x 3"D x 10"H	316.00 EA
LLR 61631	Metallic Silver	42"W x 3"D x 10"H	316.00 EA

C. C-Leg Table Bases

- For all rectangular top sizes shown above
- 14-gauge tubular steel C-leg base
- Set of 2 legs



Product No.	Description	LIST PRICE
1½"W x 22"D x 27"H		
LLR 60683	Black, With 2" Casters	343.00 ST
LLR 61628	Metallic Silver, With 2" Casters	343.00 ST
LLR 60649	Black, With Glides	341.00 ST
LLR 61627	Metallic Silver, With Glides	341.00 ST

D. Post Legs

- Post legs of 2" diameter column with casters
- Set of 4

Product No.	Color	LIST PRICE
LLR 60607	Black	439.00 ST
LLR 60608	Metallic Silver	439.00 ST

E. T-Leg Bases

- For 24"D rectangular tops
- Tubular steel T-Leg base
- Set of 2 legs

Product No.	Color	LIST PRICE
With Dual-Wheel Locking Casters		
LLR 60609	Black	347.00 ST
LLR 60610	Metallic Silver	347.00 ST
With Leveling Glides		
LLR 60611	Black	336.00 ST
LLR 60612	Metallic Silver	336.00 ST

F. Steel Top Support Stiffener Bars

- To reinforce table tops
- Attaches to underside of table top
- Recommended for tops wider than 48"

Product No.	LIST PRICE
42" – Can be used on tops up to 60"W	
LLR 60613‡	46.00 EA
54" – Can be used on tops up to 72"W	
LLR 60614‡	53.00 EA

**A. Training Tables**

- Particle board with melamine, PVC edge and round corner
- Steel tube frame with silver powder coating
- Four casters, two with brake



Product No.	Color	LIST PRICE
24" x 48"		
LLR 60845	Weathered Charcoal/Black	328.00 EA
LLR 60847	Gray/Silver	328.00 EA
24" x 60"		
LLR 60846	Weathered Charcoal/Black	404.00 EA
LLR 60848	Gray/Silver	404.00 EA

B. Folding Training Tables

- Simple design with tool-free assembly
- Folds easily for compact storage
- Smooth melamine surface
- Top is supported by a heavy-duty, power-coated metal frame for stability
- 60"W x 18"D x 30"H




Product No.	Color	LIST PRICE
LLR 60746	Weathered Charcoal	471.00 EA
LLR 60747	Mahogany	

**C. 60" Attune Multipurpose Rectangular Tables**

- Laminate table top with edge banding
- Height-adjustable steel legs
- 60"W x 24"D x 26 3/8"-33 3/8"H
- Shpg. Wt. 62 lbs.
- Covered by Lorell Limited 5-Year Warranty

**D. 48" Attune Multipurpose Rectangular Tables**

- Laminate table top with edge banding
- Height-adjustable steel legs
- 48"W x 24"D x 26 3/8"-33 3/8"H
- Shpg. Wt. 53 lbs.
- Covered by Lorell Limited 5-Year Warranty



Gray



Maple

**E. Attune Multipurpose Curved Tables**

- Enables wave or circle shaped tables when grouped together
- Laminate table top with edge banding
- Height-adjustable steel legs
- 44 1/2"W x 23 3/8"D x 26 3/8"-33 3/8"H
- Shpg. Wt. 51 lbs.
- Covered by Lorell Limited 5-Year Warranty



Product No.	Color	LIST PRICE
LLR 69579 ‡	Gray	702.00 EA
LLR 69580 ‡	Maple	702.00 EA

Product No.	Color	LIST PRICE
LLR 69581	Gray	628.00 EA
LLR 69582	Maple	628.00 EA

Product No.	Color	LIST PRICE
LLR 69583	Gray	628.00 EA
LLR 69584	Maple	628.00 EA

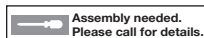
**F. Utility Tables**

- Melamine and PVC edge
- Steel tube under top panel with powder coating
- Supports up to 500 lbs. evenly distributed

Product No.	Color	LIST PRICE
30"W x 18 1/2"D x 30"H		
LLR 60752	Gray	207.00 EA
47 1/4"W x 18 1/2"D x 30"H		
LLR 60753	Gray	276.00 EA
59 1/2"W x 18 1/2"D x 30"H		
LLR 60754	Gray	345.00 EA

**G. Folding Training Tables**

Product No.	Color	LIST PRICE
63"W x 24"D x 30"H		
LLR 60735 ‡	Mahogany	528.00 EA
LLR 60736 ‡	Weathered Charcoal	
63"W x 30"D x 30"H		
LLR 60740 ‡	Mahogany	652.00 EA
LLR 60741 ‡	Weathered Charcoal	



‡ Cannot be shipped UPS



CARB
Compliant



A. Book Box Student Desk

- Open front book box
- Features an adjustable-height work surface that accommodates many grade levels
- Medium Oak work surface with black plastic book box
- Adjustable from 23" - 31" high
- Meets/exceeds all ANSI/BIFMA standards
- CPSIA compliant, CARB compliant
- Greenguard Certified
- 18"W x 24"D x 22"-30"H
- Covered by the Lorell Limited Lifetime Warranty
- **Two per carton**



Product No.	Color	LIST PRICE
LLR 99893	Medium Oak	502.00 CT



Book Box



Desk

B. 28" Wide Sit-To-Stand School Desk

- Desk uses a gas piston to easily adjust from sitting to standing position
- Easy height adjustment handle allows raising or lowering from 24" to 40"
- Includes lockable casters
- Optional book box fits under top of desk to provide students storage for books and supplies

Product No.	Color	LIST PRICE
Sit-To-Stand Student Desk: 28"W x 20"L x 40"H		
LLR 00076	Black Oak	823.00 EA
Book Box: 23"W x 11"L x 7"H		
LLR 00077	Black	149.00 EA



C. Student Training Chair

- Plastic back and seat with fabric upholstery padding
- Powder coated steel legs with dual wheel casters
- Features 360° swivel plastic tablet with cup holder
- For right or left-handed use
- Meets or exceeds ANSI/BIFMA standards
- 19½"W x 22"D x 34½"H
- Covered by Lorell Limited 5-Year Warranty



Product No.	Color	LIST PRICE
LLR 69585	Black	900.00 EA



D. Student Table/Chair Desk Combination

- Traditional chair desk combo features an 18" x 24" Medium Oak high pressure laminate writing surface
- 18" seat height bucket shell
- Chrome wire bookrack and frame
- 24"W x 34"D x 31"H
- Covered by the Lorell Limited Lifetime Warranty
- Made in USA
- **Two per carton**



Product No.	Color	LIST PRICE
LLR 99914†	Medium Oak/Navy	866.00 CT



E. Writing Tablet Arm Student Desk

- Compact tablet arm and chair configuration features a Medium Oak high pressure laminate writing surface
- 18" seat height bucket
- Chrome wire bookrack and frame
- 20"W x 29½"D x 30"H
- Covered by the Lorell Limited Lifetime Warranty
- Made in USA
- **Two per carton**



Product No.	Color	LIST PRICE
LLR 99915†	Medium Oak/Navy	895.00 CT



C
O
K
C
0
0
2
0
4



A. Student Stack Chairs

- Heavy gauge tubular steel legs
- Smooth polypropylene shell
- Comfortably contoured waterfall seat front
- Covered by Lorell Limited Lifetime Warranty
- Four per carton

Product No.	Color	LIST PRICE
18" Seat Height		
18¾"W x 20½"D x 30"H		
LLR 99890	Navy	586.00 CT
LLR 99891	Black	
LLR 99892	Burgundy	
16" Seat Height		
15¾"W x 20½"D x 27"H		
LLR 99887	Navy	543.00 CT
LLR 99888	Black	
14" Seat Height		
14¾"W x 16½"D x 23¾"H		
LLR 99884	Navy	528.00 CT
12" Seat Height		
14¾"W x 14"D x 21¾"H		
LLR 99881	Navy	477.00 CT



B. Four-Legged Mobile Chairs

- Offers extra mobility in a classroom, computer lab or office setting
- Swivel casters
- 18" seat height
- Limited Lifetime Warranty
- 18½"W x 21"D x 30"H
- Two per carton

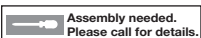
Product No.	Color	LIST PRICE
LLR 99910†	Navy	470.00 CT
LLR 99911†	Black	



C. Adjustable Task Chairs

- Padded task chair features a pneumatic mechanism for easy seat-height adjustments
- Ideal for computer labs, teacher chairs or office settings
- 25"W x 25"D x 32½"H
- Limited Lifetime Warranty

Product No.	Color	LIST PRICE
LLR 99913	Black	637.00 EA



†Cannot be shipped UPS

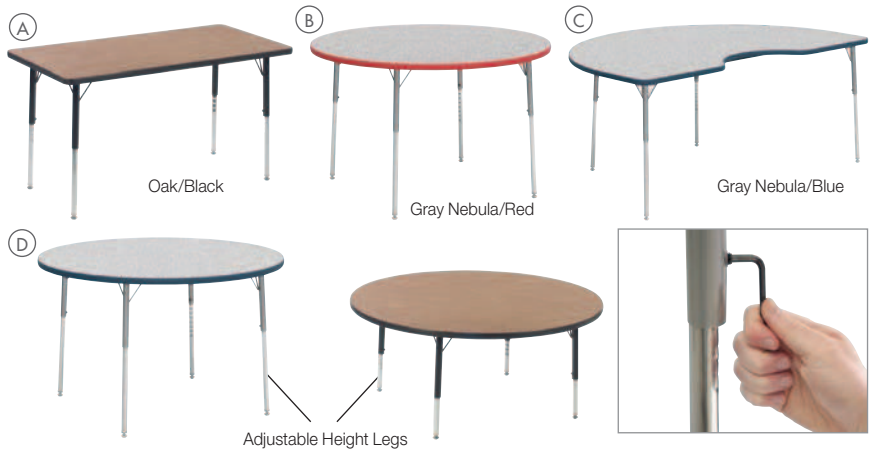


A.-C. Activity Table Tops

- Versatile table tops are a sturdy 1½" thick
- Medium Oak or Gray Nebula high pressure laminate finish with Black, Navy or Red edge banding
- Limited Lifetime Warranty
- Made in USA
- **Legs and tops are sold separately, must order both**

D. Activity Table Legs

- Adjustable legs are great for standard height work surfaces
- Adjust in one inch increments
- Black or Silver Mist upper leg with chrome lower insert
- Covered by Lorell Limited Lifetime Warranty
- **Legs and tops are sold separately, must order both**
- **Four legs per carton**



Product No.	Color	Size	LIST PRICE
A. Rectangular Table Tops			
LLR 99896‡	Medium Oak/Black Edge Banding	30" x 72"	471.00 EA
LLR 99920‡	Gray Nebula/Navy Edge Banding	30" x 72"	471.00 EA
LLR 99921‡	Gray Nebula/Red Edge Banding	30" x 72"	471.00 EA
LLR 99895‡	Medium Oak/Black Edge Banding	30" x 60"	414.00 EA
LLR 99918‡	Gray Nebula/Navy Edge Banding	30" x 60"	414.00 EA
LLR 99919‡	Gray Nebula/Red Edge Banding	30" x 60"	414.00 EA
LLR 99894	Medium Oak/Black Edge Banding	24" x 48"	289.00 EA
LLR 99916	Gray Nebula/Navy Edge Banding	24" x 48"	289.00 EA
LLR 99917	Gray Nebula/Red Edge Banding	24" x 48"	289.00 EA
B. Round Table Tops			
LLR 99897‡	Medium Oak/Black Edge Banding	48" x 48"	471.00 EA
LLR 99922‡	Gray Nebula/Navy Edge Banding	48" x 48"	471.00 EA
LLR 99923‡	Gray Nebula/Red Edge Banding	48" x 48"	471.00 EA
C. Kidney-Shaped Table Tops			
LLR 99898‡	Medium Oak/Black Edge Banding	48" x 72"	725.00 EA
LLR 99924‡	Gray Nebula/Navy Edge Banding	48" x 72"	725.00 EA
LLR 99925‡	Gray Nebula/Red Edge Banding	48" x 72"	725.00 EA
D. Adjustable Height Table Legs: 4 per Carton			
LLR 99899	Black/Chrome	22"-30"H	231.00 CT
LLR 99926	Silver Mist/Chrome	22"-30"H	239.00 CT
LLR 99900	Black/Chrome	17"-25"H	221.00 CT
LLR 99927	Silver Mist/Chrome	17"-25"H	228.00 CT



Arctic Series

- Plastic back stack seating with ergonomic curve for back support
- Metal frame with silver powder coat
- Upholstered molded foam seat cushion
- Meets/exceeds BIFMA standards
- Chairs stack up to four high
- Covered by Lorell Limited 5-Year Warranty
- Two per carton



A. Stack Chairs

Product No.	Color	LIST PRICE
LLR 42948	Black Fabric Seat/Black Plastic Back	744.00-CT



B. Stools

Product No.	Color	LIST PRICE
LLR 42951	Black Fabric Seat/Black Plastic Back	953.00-CT



C. Leather Sled Guest Chair

- Mid century modern inspired
- Bonded leather upholstery shell with steel powder coat sled base
- Meets or exceeds BIFMA standards
- 18 $\frac{7}{8}$ "W x 22 $\frac{1}{4}$ "D x 29 $\frac{1}{8}$ "H
- Covered by Lorell Limited 5-Year Warranty

Product No.	Color	LIST PRICE
LLR 42957	Tan	502.00-CT

WARNING: Cancer – www.P65Warnings.ca.gov



D. Leather Sled Guest Stool

- Mid century modern inspired
- Bonded leather upholstery shell with steel powder coat sled base
- Meets or exceeds BIFMA standards
- 18 $\frac{7}{8}$ "W x 22 $\frac{1}{4}$ "D x 39 $\frac{3}{8}$ "H
- Covered by Lorell Limited 5-Year Warranty

Product No.	Color	LIST PRICE
LLR 42958	Tan	594.00-CT

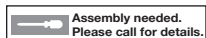
WARNING: Cancer – www.P65Warnings.ca.gov



E. Guest Stool

- Mid century modern inspired stool with gray flannel fabric upholstery for seat and back cushion
- Beech wood legs with adjustable glides
- Powder coated steel foot ring
- Meets ANSI/BIFMA standards
- 22"W x 22 $\frac{1}{4}$ "D x 42 $\frac{1}{2}$ "H
- Covered by Lorell Limited 5-Year Warranty.

Product No.	Color	LIST PRICE
LLR 68561	Gray Flannel	1201.00-CT



Assembly needed.
Please call for details.

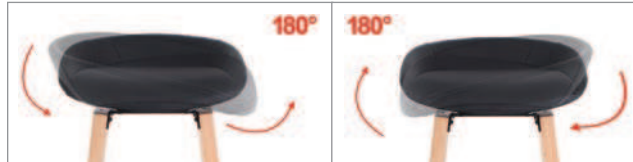
‡ Cannot be shipped UPS



A. Modern Low-Back Stool

- The perfect addition to your lounge or breakroom
- Polyurethane-upholstered seat in black swivels 180° and features convenient auto return
- Powder-coated steel footrest around the natural legs offers a reliable footrest
- Adjustable glides stabilize the stool on uneven surfaces
- 17½"W x 14"D x 33½"H

Product No.	Color	LIST PRICE
LLR 68563	Wood Tone/Black	545.00 EA



How to Order

For order accuracy, include fabric/finish code whenever these appear
For example Key C ---

LLR 83119

LLR 83119A201 for Green (A201)

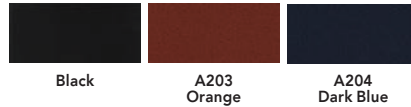
LLR 83119A206 for Gray Vinyl (A206)

Check out color options from Lorell. Numerous color options available with additional lead time.

See pages 78-79 for additional fabrics.

Special orders are non-returnable.

◆ Special order color fabrics require 3-4 weeks lead time.



ITEMS B & C ARE GREENGUARD CERTIFIED



B. Advent Stack Chairs

- Contemporary design, heavy-duty tubular steel frame without arms
- Molded plastic seat and back
- 300 lb. capacity
- Non-marring floor glides
- Stack four high on floor and ten high on stacking dolly
- 21½"W x 25"D x 33"H
- Greenguard Certified
- Covered by Lorell Limited Lifetime Warranty
- **Two per carton**



Product No.	Color	LIST PRICE
LLR 83113‡	Black Plastic	358.00 CT

▲ **WARNING:** Cancer and Reproductive Harm – www.P65Warnings.ca.gov

C. Advent Stools With Footrest

- Contemporary design, heavy-duty tubular steel frame
- 30" high stool with footrest for use with work surfaces up to 36" high
- Upholstered seat and plastic back without arms
- 300 lb. capacity
- Non-marring floor glides.
- Greenguard Certified
- 21½"W x 25"D x 39"H
- Covered by Lorell Limited Lifetime Warranty



Product No.	Color	LIST PRICE
LLR 83119‡	Black	303.00 EA
◆ LLR 83119_---	Special Order	303.00 EA

*For a complete listing of chair features, see page 64.



Natural



Espresso

**A. Bentwood Café Chairs**

- One piece bent plywood shell with laminate finish
- Durable steel frame
- Slight flex in the back and a waterfall seat
- Stacks five high
- Weight tested up to 300 lbs
- Contains 30% post-consumer recycled materials
- 20½"W x 21"D x 34"H
- **Two per carton**


Product No.	Color	LIST PRICE
LLR 99863‡	Espresso	663.00 CT
LLR 99864‡	Natural	

WARNING: Cancer and Reproductive Harm – www.P65Warnings.ca.gov

**B. Bentwood Café Chair**

- Features a stylish and visually appealing design
- Plywood seat and back offers an ergonomic curve to promote comfort
- Walnut laminate finish delivers maximum durability and easy cleaning
- Metal frame with powder-coated steel legs includes nonmarring floor glides
- Chairs stack up to four high
- 275 lb. weight capacity
- **Two per carton**

Product No.	Color	LIST PRICE
LLR 42962	Walnut	1097.00 CT



Mahogany

Espresso

Light Gray

White

**C.-F. Cafe' Bistro Tables & Bases**

- 1" laminate top with durable vinyl T-Mold edge
- Covered by Lorell Limited 5-Year Warranty
- **Tops and bases ordered separately**

C

Square Top
Shown in
Light Gray

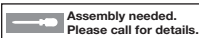
E

D

Round Top Shown
in Mahogany

F

	Description	Product No. Mahogany	Product No. Espresso	Product No. Light Gray	Product No. White	Size	LIST PRICE
C	Square Table Tops	LLR 62586‡	LLR 62588‡	LLR 62587‡	LLR 99859‡	42"W x 42"D x 1"H	421.00 EA
		LLR 62582	LLR 62584	LLR 62583	LLR 99858‡	36"W x 36"D x 1"H	404.00 EA
D	Round Tops	LLR 62578‡	LLR 62580‡	LLR 62579‡	LLR 99857‡	42" Diameter	421.00 EA
		LLR 62574	LLR 62576	LLR 62575	LLR 99856 ‡	36" Diameter	404.00 EA
	Description	Product No. Black	Product No. Metallic Silver			Size	LIST PRICE
E	X-Leg Table Base Café Height	LLR 61697	LLR 61630			42" Base, 30" High	281.00 EA
		LLR 61696	LLR 61629			36" Base, 30" High	270.00 EA
F	Bistro Height Table Bases	LLR 34420	LLR 34432			36" Base, 40¾" High For 42" Tops	341.00 EA
		LLR 34419	LLR 34431			32" Base, 40¾" High For 36" Tops	335.00 EA



Assembly needed.
Please call for details.

‡ Cannot be shipped UPS



STACK CHAIRS



A. Advent Stack Chairs

- Contemporary design, heavy-duty tubular steel frame without arms
- Molded plastic seat and back
- 300 lb. capacity
- Non-marring floor glides
- Stack four high on floor and ten high on stacking dolly
- 21½"W x 25"D x 33"H
- Greenguard Certified
- Covered by Lorell Limited Lifetime Warranty
- Two per carton**



Product No.	Color	LIST PRICE
LLR 83113‡	Black Plastic	358.00 CT

▲ **WARNING:** Cancer – www.P65Warnings.ca.gov



B. Stacking Chairs

- Metal wire frame stacking chair features a sturdy polymer seat and back
- Chromed metal wire frame with built-in lumbar support
- 250 lb. capacity
- 19¾"W x 19¾"D x 30¾"H
- Covered by Lorell Limited 5-Year Warranty
- Four per carton**



Gray



Product No.	Color	LIST PRICE
LLR 42938	Black	819.00 CT



C. Bistro Stack Chairs

- Plastic chair with solid steel, chrome-plated wire frame
- 250 lb. capacity
- Solid steel frame, chrome-plated
- 19¼"W x 22½"D x 42¾"H
- Shpg. Wt. 56 lbs.
- Covered by Lorell Limited 5-Year Warranty



Product No.	Color	LIST PRICE
LLR 42947‡	Black	466.00 EA



D. Heavy-Duty Bistro Stack Chairs

- Injection mold seat and back
- Black powder coat steel frame
- 250 lb. capacity
- Stack up to 12 chairs
- 21¼"W x 26½"D x 34"H
- Covered by Lorell Limited 5-Year Warranty
- Four per carton**



Product No.	Color	LIST PRICE
LLR 62528‡	Black	854.00 CT

▲ **WARNING:** Cancer and Reproductive Harm – www.P65Warnings.ca.gov



E. Heavy-Duty Bistro Stack Stools

- Injection mold seat and back
- Black powder coat steel frame
- 250 lb. capacity
- Stack up to 12 chairs
- 24"W x 26"D x 44½"H
- Shpg. Wt. 49 lbs.
- Covered by Lorell Limited 5-Year Warranty
- Four per carton**



Product No.	Color	LIST PRICE
LLR 62535‡	Black	723.00 CT

▲ **WARNING:** Cancer and Reproductive Harm – www.P65Warnings.ca.gov



F. Stack Chair

- Low back task chair
- Polypropylene back and seat
- Black powder coating base
- Four per carton**



Product No.	Color	LIST PRICE
LLR 62125	Black	749.00 CT

G. Ganging Clips For Stacking Chairs

- Ganging clips for stack chairs
- Covered by Lorell Limited 5-Year Warranty
- For use with Key B and Key C
- 16 Per Pack**



Product No.	Color	LIST PRICE
LLR 42955	Clear	44.00 PK

▲ **WARNING:** Cancer and Reproductive Harm – www.P65Warnings.ca.gov

H. Stack Chair Dolly

- Durable steel dolly with four casters will hold up to 20 chairs
- Chairs load at an angle to maximize stacking ability
- Black powder coat steel frame
- 25½"W x 20"D x 22¾"H
- Shpg. Wt. 40 lbs.
- Covered by Lorell Limited 5-Year Warranty



Product No.	Color	LIST PRICE
LLR 42954	Black	539.00 EA

▲ **WARNING:** Cancer and Reproductive Harm – www.P65Warnings.ca.gov



A. Upholstered Stack Chairs

- Seat is 1½" thick
- Rugged ⅞" tubular steel black frame
- Stacks up to eight high
- 250 lbs. capacity
- 17⅞" x 20¼"D x 34⅞"H
- Covered by Lorell Limited 5-Year Warranty
- **Four per carton**



Product No.	Color	LIST PRICE
LLR 62514‡	Blueberry/Black Fabric	781.00 CT
▲ WARNING: Cancer and Reproductive Harm – www.P65Warnings.ca.gov		



Black/Gray



B. Upholstered Stacking Chairs

- Stacking chair packed in cartons
- Silver hammered steel finish
- 15¾"W x 16⅞"D x 37⅞"H
- Covered by Lorell Limited 5-Year Warranty
- **Four per carton**



Product No.	Color	LIST PRICE
LLR 62525‡	Black/Gray	743.00 CT



C. Vinyl Upholstered Stack Chairs

- Durable ⅞" tubular steel black frame
- Dome seat is 1½" thick
- Stack up to eight high
- Weight capacity 250 lbs.
- 18⅞"W x 22⅞"D x 34⅞"H
- Shpg. Wt. 54 lbs.
- Covered by Lorell Limited 5-Year Warranty
- **Four per carton**



Product No.	Color	LIST PRICE
LLR 62512‡	Black/Black	668.00 CT
▲ WARNING: Cancer and Reproductive Harm – www.P65Warnings.ca.gov		



D. Padded Stacking Chair

- Weight capacity 250 lbs.
- Shpg. Wt. 55 lbs.
- Covered by Lorell Limited 5-Year Warranty
- **Four per carton**



Product No.	Color	LIST PRICE
LLR 62502‡	Black	754.00 CT
▲ WARNING: Cancer and Reproductive Harm – www.P65Warnings.ca.gov		



E. Plastic Stacking Chairs

- Injection-molded back and seat
- Black powder coat tubular frame
- Weight capacity 250 lbs.
- 19¾"W x 19⅞"D x 30¼"H
- Covered by Lorell Limited 5-Year Warranty
- **Four per carton**



Product No.	Color	LIST PRICE
LLR 85567	Black	650.00 CT
▲ WARNING: Cancer and Reproductive Harm – www.P65Warnings.ca.gov		



F. Oversize Stacking Chairs

- Weight tested to hold 500 lbs.
- 3½" thick antimicrobial vinyl upholstered seat
- Powder-coated 18-gauge frame has lifetime warranty
- Stacks five high
- Covered by Lorell Limited 5-Year Warranty
- **Two per carton**

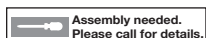


Product No.	Color	LIST PRICE
LLR 59600‡	Black Vinyl	647.00 CT
LLR 59596‡	Black Vinyl	576.00 CT
▲ WARNING: Cancer and Reproductive Harm – www.P65Warnings.ca.gov		



Without Arms

**For
Big
&
Tall
500 lbs.**



‡ Cannot be shipped UPS



FOLDING CHAIRS

City of Oklahoma City and
its Trusts

25301

C
O
K
C
O
2
0
4



Smoke



Clear



A. Translucent Blow Molded Folding Chair

- Heavy-duty tubular steel powder coated frame
- High-density polyethylene seat and back
- 225 lb. capacity
- 19 $\frac{3}{4}$ "W x 18 $\frac{1}{4}$ "D x 31"H
- Covered by Lorell Limited 5-Year Warranty
- **Four per carton**



Product No.	Color	LIST PRICE
LLR 62529	Smoke	394.00 CT
LLR 62530	Clear	

⚠ **WARNING:** Cancer and Reproductive Harm – www.P65Warnings.ca.gov



Beige, Padded
Vinyl Seat



Black,
Steel Seat



Beige, Padded
Seat & Back



B. Steel Folding Chairs

- Riveted U-brace front and back
- Powder coated beige steel frame
- 19 $\frac{3}{4}$ "W x 18 $\frac{1}{4}$ "D x 29 $\frac{3}{4}$ "H
- Covered by Lorell Limited 5-Year Warranty
- **Four per carton**



Product No.	Color	LIST PRICE
225 lbs. Capacity		
LLR 62501	Padded Beige Vinyl Seat	411.00 CT
LLR 62526	Padded Black Vinyl Seat	
LLR 62500	Beige Steel Seat	337.00 CT
LLR 62527	Black Steel Seat	

⚠ **WARNING:** Cancer and Reproductive Harm – www.P65Warnings.ca.gov

Product No.	Color	LIST PRICE
225 lbs. Capacity		
LLR 62533	Padded Beige Vinyl Seat & Back	477.00 CT
LLR 62532	Padded Black Vinyl Seat & Back	



C. Plastic Folding Chair

- Injection-molded back and seat
- Powder coat frame
- 225 lb. capacity
- 17"W x 17 $\frac{3}{4}$ " x 31 $\frac{1}{2}$ "H
- Covered by Lorell Limited 5-Year Warranty
- **Four per carton**



Product No.	Color	LIST PRICE
LLR 62534	Black	275.00 CT

⚠ **WARNING:** Cancer and Reproductive Harm – www.P65Warnings.ca.gov



D. Blow Molded Folding Chair

- Heavy-duty tubular steel powder coated frame High-density polyethylene seat and back
- 225 lb. capacity
- 18 $\frac{1}{2}$ "W x 21 $\frac{1}{8}$ "D x 33 $\frac{1}{8}$ "H
- Covered by Lorell Limited 5-Year Warranty
- **Four per carton**



Product No.	Color	LIST PRICE
LLR 62515	Platinum	564.00 CT

⚠ **WARNING:** Cancer and Reproductive Harm – www.P65Warnings.ca.gov



E. Folding Chair Dolly

- Steel trolley for storage and transporting folding chairs
- Holds 42 steel folding chairs or 24 blow molded folding chairs
- Powder coat finish
- 68"W x 30 $\frac{3}{4}$ "D x 35 $\frac{3}{4}$ "H
- Covered by Lorell Limited 5-Year Warranty



Product No.	Color	LIST PRICE
LLR 62521+	Black	712.00 EA

⚠ **WARNING:** Cancer and Reproductive Harm – www.P65Warnings.ca.gov

**A. Ultra-Lite Folding Tables**

- Lighter than standard solid core for easier portability
- Made of blow-molded, high-density polyethylene
- Legs are coated to resist rust
- 72" holds up to 750 lbs. evenly distributed
- 96" holds up to 1,000 lbs. evenly distributed
- Covered by Lorell Limited 5-Year Warranty



Product No.	Color	Size	Shpg. Wt.	LIST PRICE
LLR 12348†	Platinum	96"W x 30"D x 29¼"H	47 lbs.	394.00 EA
LLR 12347†	Platinum	72"W x 30"D x 29¼"H	36 lbs.	273.00 EA

▲ **WARNING:** Cancer and Reproductive Harm – www.P65Warnings.ca.gov

**C. Ultra-Lite Banquet Tables**

- For light duty use, 71", 60" tables hold up to 500 lbs. evenly distributed
- 48" table holds 250 lbs. evenly distributed
- The 1½" thick square-edge top is constructed of blow-molded, high-density polyethylene
- Powder coat 1" round steel legs
- Center support tube supports frame
- Can be used indoors or out
- Covered by Lorell Limited 5-Year Warranty



Product No.	Color	Size	Shpg. Wt.	LIST PRICE
Round Tables				
LLR 60325†	Platinum	71"W x 71"D x 29¼"H	45 lbs.	857.00 EA
LLR 60326†	Platinum	60"W x 60"D x 29¼"H	40 lbs.	601.00 EA
LLR 60327†	Platinum	48"W x 48"D x 29¼"H	38 lbs.	419.00 EA
Square Table				
LLR 60328	Platinum	36"W x 36"D x 29¼"H	22 lbs.	273.00 EA

▲ **WARNING:** Cancer and Reproductive Harm – www.P65Warnings.ca.gov

**E. Folding Banquet Tables**

- Melamine top ¾" thick
- Powder coated finish coil steel frame
- Covered by Lorell Limited 5-Year Warranty

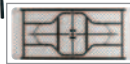
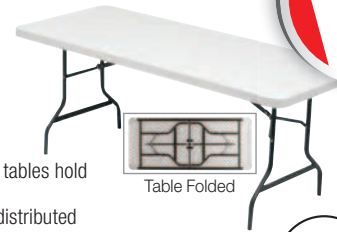


Product No.	Color	Size	LIST PRICE
LLR 60727	Mahogany	72"W x 18"D x 29"H	334.00 EA
LLR 60725	Mahogany	60"W x 18"D x 29"H	318.00 EA

▲ **WARNING:** Cancer and Reproductive Harm – www.P65Warnings.ca.gov

**B. Ultra-Lite Rectangular Banquet Tables**

- For light duty use, 96", 72", 60" tables hold up to 600 lbs. evenly distributed
- 48" table holds 450 lbs. evenly distributed
- The 1½" thick square-edge top is constructed of blow-molded, high-density polyethylene
- Powder coated 1" round steel legs
- Covered by Lorell Limited 5-Year Warranty



Product No.	Color	Size	Shpg. Wt.	LIST PRICE
LLR 66654†	Platinum	96"W x 30"D x 29¼"H	47 lbs.	375.00 EA
LLR 66655†	Platinum	72"W x 30"D x 29¼"H	33 lbs.	252.00 EA
LLR 66656†	Platinum	60"W x 30"D x 29¼"H	28 lbs.	233.00 EA
LLR 66657	Platinum	48"W x 24"D x 29¼"H	30 lbs.	208.00 EA

▲ **WARNING:** Cancer and Reproductive Harm – www.P65Warnings.ca.gov

**D. Folding Table Carts**

- Extractable vertical posts around the trolley immobilize the stacked tables
- Wheels have individual brakes
- Powder coated finish
- Covered by Lorell Limited 5-Year Warranty



Product No.	Color	Size	LIST PRICE
For Transporting Blow Mold Rectangular Tables			
LLR 65956†	Charcoal Gray	75½"W x 30½"D x 45¼"D	779.00 EA
For Transporting Round Planet Tables			
LLR 65955†	Charcoal Gray	52"W x 32¾"D x 40½"H	727.00 EA

▲ **WARNING:** Cancer and Reproductive Harm – www.P65Warnings.ca.gov

**F. Economy Folding Tables**

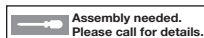
- Wear-resistant ¾" thick melamine top
- Melamine sealed underside to prevent moisture absorption
- Steel skirt support with plastic corners to protect surface when stacking
- 1" diameter steel legs with protective foot cap
- Covered by Lorell Limited 5-Year Warranty



72" Table in Mahogany

Product No.	Color	Size	Shpg. Wt.	LIST PRICE
LLR 65761†	Mahogany	96"W x 30"D x 29"H	66 lbs.	585.00 EA
LLR 65757†	Mahogany	72"W x 30"D x 29"H	57 lbs.	436.00 EA
LLR 65755†	Mahogany	60"W x 30"D x 29"H	48.5 lbs.	384.00 EA
LLR 65759	Mahogany	48"W x 24"D x 29"H	35 lbs.	322.00 EA

▲ **WARNING:** Cancer and Reproductive Harm – www.P65Warnings.ca.gov



† Cannot be shipped UPS



C
O
K
C
0
2
0
4



- Contemporary reception furniture can be configured to meet most spaces
- Perfect for small touch down areas or informal meeting rooms
- Single seat, sofa, and table tops must be combined with metal bases
- Reversible armrest
- Black upholstery
- Covered by Lorell Limited Lifetime Warranty



Weathered Charcoal



Contains: A (2), B (2), E (1)



Contains: A (3), B (2), E (1)





Contains: A (2), B (1), E (1)

	Description	Product No. Black	Product No. Weathered Charcoal	Product No. Gray	Size	LIST PRICE
A	Single Sofa Seat Cushion	LLR 86929 ‡			25½"W x 25½"D x 19⅝"H	634.00 EA
B	Armrest For Sofa	LLR 86931			4¾"W x 25½"D x 13⅜"H	230.00 EA
C	Sectional Table Tops		LLR 86935		25¼"W x 25½"D x 6⅝"H	335.00 EA
D	Single Metal Base			LLR 86932	4½"W x 9¾"D x 1½"H	178.00 ST
E	Adjustable Metal Base For 2 To 3 Sections			LLR 86933	47⅞"W x 22⅞"D x 9¾"H	562.00 EA



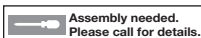
LORELL® Fuze Modular Lounge Series

- Multiple configurations, ideal for impromptu collaboration, reception and lounge areas
- Square left and right lounge chairs feature a power outlet on the side, Wifi plug and two USB ports
- Lounge adder arm features cup holder and power outlet with USB ports in front
- All units feature brushed aluminum legs
- Connector unit has a mahogany laminate top with power outlet
- Covered by Lorell Limited 5-Year Warranty

Power Outlet on
Laminate SurfacePower Outlet on
Fabric Surface

	Description	Product No. Black Leather	Product No. Mahogany	Size	Shpg. Wt.	LIST PRICE
A	Square Lounge Chair	LLR 86916 ‡		32½"W x 28¼"D x 29½"H	77 lbs.	1380.00 EA
B	Armless Lounge Chair	LLR 86917 ‡		24½"W x 29"D x 29½"H	46 lbs.	931.00 EA
C	Lounge Chair, Right	LLR 86918 ‡		26¾"W x 29"D x 29½"H	60 lbs.	1220.00 EA
D	Lounge Chair, Left	LLR 86919 ‡		26¾"W x 29"D x 29½"H	60 lbs.	1220.00 EA
E	Bench/Ottoman	LLR 86920		27½"W x 28"D x 18"H	40 lbs.	690.00 EA
F	Corner Connector		LLR 86921 ‡ ✱	57½"W x 29½"D x 18"H	65 lbs.	1734.00 EA
G	Lounge Adder Arm	LLR 86923		10"W x 28"D x 30"H	31 lbs.	734.00 EA
H	Plate Connector	LLR 86942				16.00 PK

✱ **WARNING:** Cancer and Reproductive Harm – www.P65Warnings.ca.gov



‡ Cannot be shipped UPS

www.lorellfurniture.com | ML
BidSync



Accession by Lorell

- Features bonded leather with Mahogany-stained legs
- Covered by Lorell Limited 5-Year Warranty



Black



British Tan



Mahogany

A. Sofa

- 75"W x 34½"D x 31¼"H
- Shpg. Wt. 139 lbs.

Product No.	Color	LIST PRICE
LLR 68950‡	Black Leather	2789.00-EA
LLR 68946‡	British Tan	

B. Loveseat

- 55"W x 34½"D x 31½"H
- Shpg. Wt. 108 lbs.

Product No.	Color	LIST PRICE
LLR 68951‡	Black Leather	1875.00-EA
LLR 68947‡	British Tan	

C. Club Chairs

- 36"W x 34½"D x 31¼"H
- Shpg. Wt. 87 lbs.

Product No.	Color	LIST PRICE
LLR 68952‡	Black Leather	1487.00-EA
LLR 68948‡	British Tan	
With Tablet Tray		
LLR 68953‡	Black Leather	1711.00-EA



Coffee Table



End Table,
Walnut



Coffee Table,
Weathered Charcoal

D. Wood Tables

- Traditional corner and coffee tables with birch solid wood frame
- Covered by the Lorell Limited 5-Year Warranty

Product No.	Color	LIST PRICE
Corner Table, 23½"W x 23½"D x 20"H		
LLR 59543	Mahogany	382.00-EA
Coffee Table, 23½"W x 47¼"D x 15¾"H		
LLR 59544	Mahogany	564.00-EA



Corner Table

E. Industrial Round Coffee & End Tables

- Top melamine panel with 1.5mm PVC edgebanding
- Black powder coat steel base
- 25 mm thick

Product No.	Color	LIST PRICE
Coffee Table: 32" Diameter x 17"H		
LLR 16259‡	Walnut	243.00-EA
LLR 16260‡	Weathered Charcoal	
End Table: 19" Diameter x 20"H		
LLR 16261	Walnut	136.00-EA
LLR 16262	Weathered Charcoal	

C
O
K
C
O
O
2
0
4

Shown in Gray



Black

Black

Black



Quintessence Collection

A. Sofas

- Mid-century modern design upholstered in durable, soft fabric with extra padded seat and back cushion
- Built-in lumbar support
- Natural wooden legs
- 73¼"W x 19¾"D x 32¾"H
- Shpg. Wt. 109 lbs.
- Covered by Lorell Limited 5-Year Warranty

Product No.	Color	LIST PRICE
LLR 68960‡	Black	2552.00-€A
LLR 68963‡	Gray	

B. Loveseats

- Mid-century modern design upholstered in a durable, soft fabric with extra padded seat and back cushion
- Built-in lumbar support
- Natural wooden legs
- 53¼"W x 19¾"D x 32¾"H
- Shpg. Wt. 82 lbs.
- Covered by Lorell Limited 5-Year Warranty

Product No.	Color	LIST PRICE
LLR 68959‡	Black	1925.00-€A
LLR 68962‡	Gray	

C. Chairs

- Mid-century modern design upholstered in a durable, soft fabric with extra padded seat and back cushion
- Built-in lumbar support
- Natural wooden legs.
- 32½"W x 19¾"D x 35½"H
- Shpg. Wt. 53 lbs.
- Covered by Lorell Limited 5-Year Warranty

Product No.	Color	LIST PRICE
LLR 68958‡	Black	1220.00-€A
LLR 68961‡	Gray	



D. Coffee Table

- 32" diameter with three natural wood legs
- Knife edge top
- 32"W x 32"D x 15¾"H
- Covered by Lorell Limited 5-Year Warranty

Product No.	Color	LIST PRICE
LLR 16247 ‡	Walnut	524.00-€A

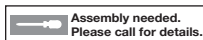


E. Cantilever Tables

- Laminate top with edge banding, silver powder coat frame
- Fully assembled
- Legs designed to slide under seat creating a comfortable worksurface
- 17¾"W x 9¾"D x 26½"H
- Covered by Lorell Limited 5-Year Warranty

Product No.	Color	LIST PRICE
LLR 86927	Mahogany	308.00-€A
LLR 86928	Walnut	

⚠ **WARNING:** Cancer and Reproductive Harm – www.P65Warnings.ca.gov



‡ Cannot be shipped UPS



RECEPTION - LOUNGE

City of Oklahoma City and
its Trusts

25301

C
O
K
C
0
0
2
0
4



Healthcare Reception Seating

- Black healthcare grade anti-microbial vinyl upholstery on seat and back
- Silver powder coated frame
- Stylish, easy-clean solid arms
- Open, four-leg design with adjustable gliders for quick, daily sweeping and mopping
- Available in three styles; Tall-back guest, low-back guest and low-back bariatric guest

NEW!



A. Mid-Back Bariatric Chair

- 450 lb. weight capacity
- 30 $\frac{3}{4}$ "W x 25 $\frac{1}{2}$ "D x 34 $\frac{1}{2}$ "H

Product No.	Color	YOUR PRICE
LLR 67001	Black	736.00 EA



B. Mid-Back Guest Chair

- 275 lbs. weight capacity
- 24 $\frac{3}{4}$ "W x 25 $\frac{1}{2}$ "D x 33 $\frac{3}{4}$ "H

Product No.	Color	LIST PRICE
LLR 67012	Black	569.00 EA

Available January 2023



C. High-Back Guest Chair

- 275 lbs. weight capacity
- 24 $\frac{3}{4}$ "W x 26 $\frac{3}{4}$ "D x 43 $\frac{3}{4}$ "H

Product No.	Color	LIST PRICE
LLR 67011	Black	629.00 EA

Available January 2023

C
O
K
C
0
0
2
0
4

Sled-Base Healthcare Seating

- Perfect for use in healthcare facilities
- Made with healthcare-grade, antimicrobial vinyl
- Easy-access clean-out between seat and back
- Easy to clean
- Steel frame for stability



A. Guest Chair

- 24 $\frac{3}{8}$ "W x 19 $\frac{1}{4}$ "D x 34 $\frac{1}{4}$ "H
- 275 lb. capacity

Product No.	Color	LIST PRICE
LLR 66996	Black	703.00 EA

B. Bariatric Guest Chair

- 500 lb. weight capacity
- 34 $\frac{1}{4}$ "W x 19 $\frac{1}{4}$ "D x 34 $\frac{1}{4}$ "H

Product No.	Color	LIST PRICE
LLR 66997	Black	812.00 EA

C. Guest Bench

- 44 $\frac{3}{8}$ "W x 20 $\frac{1}{4}$ "D x 18 $\frac{3}{4}$ "H

Product No.	Color	LIST PRICE
LLR 66999	Black	549.00 EA

D



Black



Black Bonded Leather



D. Barrel Armchairs

- Classic design, upholstered barrel armchair
- Features wooden legs
- Adds style and elegance to any reception/sitting area
- 275 lb. capacity
- 31 $\frac{1}{2}$ "W x 28 $\frac{3}{4}$ "D x 30 $\frac{3}{4}$ "H
- Covered by Lorell Limited 5-Year Warranty

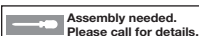


Black



Black Bonded Leather

Product No.	Color	LIST PRICE
LLR 82096†	Black	1167.00 EA
LLR 82098†	Black Bonded Leather	



Assembly needed.
Please call for details.

†Cannot be shipped UPS



Shown in Teak



Shown in Weathered Charcoal



Teak



Weathered Charcoal



Teak



Teak



Teak



Teak

Weathered
Charcoal

Weathered Charcoal

**A.-D. Outdoor Tables, Chairs & Benches**

- Resilient, weather resistant outdoor furniture with UV protection
- Durable polystyrene with simulated wood finish, will not splinter, warp, or rot and never needs refinishing
- Steel tube legs and frame
- Covered by Lorell Limited 5-Year Warranty

**E. Outdoor Waste Bins**

- Weather-resistant outer shell is polystyrene with simulated wood finish
- Inner liner is zinc plated iron square shape with 54 liter capacity
- Covered by Lorell Limited 5-Year Warranty

	Description	Product No. Teak	Product No. Weathered Charcoal	Size	Packed	Shpg. Wt.	LIST PRICE
A	Outdoor Tables*	LLR 42684	LLR 42686	36 $\frac{1}{2}$ "W x 36 $\frac{1}{2}$ "D x 30 $\frac{3}{4}$ "H	1	51 lbs.	626.00 EA
B	Outdoor Chairs	LLR 42685	LLR 42687	18 $\frac{1}{2}$ "W x 23 $\frac{1}{2}$ "D x 35 $\frac{1}{2}$ "H	4	79 lbs.	935.00 CT
C	Benches With Backrests	LLR 42690	LLR 42691	72"W x 22"D x 18 $\frac{1}{8}$ "H	1	94 lbs.	764.00 EA
D	Benches	LLR 42688	LLR 42689	72"W x 18 $\frac{1}{8}$ "D x 18 $\frac{1}{8}$ "H	1	62 lbs.	547.00 EA
E	Waste Bins	LLR 42692	LLR 42693	15 $\frac{3}{4}$ "W x 15 $\frac{3}{4}$ "D x 33 $\frac{3}{4}$ "H	1	51 lbs.	774.00 EA

* Assembly Required

**A. Rubber Wood & Metal Lounge Chair**

- Thick cushioned seat and back
- Rubber wood provides a uniform texture and light luster and is not easy to crack in dry environments
- Rear legs are black powder-coated metal
- 275 lb. weight capacity
- 30¾"W x 25¼"D x 33½"H
- Covered by Lorell Limited 5-Year Warranty



Product No.	Color	LIST PRICE
LLR 67000	Black	1042.00 EA

**B. Wood Leg Guest Chair**

- Easy-to-clean vinyl upholstery
- Stable base with adjustable glides
- 275 lb. weight capacity
- 25¾"W x 24"D x 33½"H
- Covered by Lorell Limited 5-Year Warranty



Product No.	Color	LIST PRICE
LLR 68564	Black	624.00 EA

**For
Big
&
Tall
450 lbs.****C. Guest Chair
For Big & Tall**

- Black steel frame
- 30¾"W x 26¾"D x 34½"H
- Shpg. Wt. 51 lbs.
- Covered by Lorell Limited 5-Year Warranty



Product No.	Color	LIST PRICE
LLR 68557	Black Leather	840.00 EA

**For
Big
&
Tall
500 lbs.**

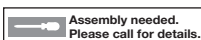
LLR 84576

**D. Guest Chairs**

- Available in Black Upholstery or Bonded Leather
- Available in 275 lb or 500 lb weight capacity
- Covered by Lorell Limited 5-Year Warranty



Product No.	Color	LIST PRICE
275 lb. Capacity: 24¾"W x 26"D x 33½"H		
LLR 84576	Black Fabric	326.00 EA
LLR 84577	Black Leather	362.00 EA
Big & Tall, 500 lb. Capacity: 26¼"W x 27¼"D x 35"H, Not Shown		
LLR 84586	Black Fabric	725.00 EA
LLR 84587	Black Leather	762.00 EA



**A. Modern
Guest Chair**

- White plastic shell with white upholstery pad attached to seat
- Four Natural Wood legs
- Meets or exceeds ANSI/BIFMA standards
- Covered by Lorell Limited 5-Year Warranty



Product No.	Color	LIST PRICE
LLR 42956	White	440.00 EA

**B. Upholstered Arms
Guest Chair**

- 24"W x 25"D x 35½"H
- Shpg. Wt. 34 lbs.
- Covered by Lorell Limited 5-Year Warranty



Product No.	Color	LIST PRICE
LLR 20027	Black Leather/ Mahogany Frame	678.00 EA

**C. Leather Guest Chairs**

- Bonded leather seat and back
- Solid wood frame construction provides durability and strength
- Fully assembled
- 22¼"W x 24¾"D x 35¾"H
- Covered by Lorell Limited 5-Year Warranty



Black/Mahogany



Black/Cherry



Black/Espreso

Product No.	Color	LIST PRICE
LLR 20020‡	Black/Mahogany	840.00 EA
LLR 20014‡	Black/Cherry	
LLR 20015‡	Black/Espreso	

**D. Leather Guest Chairs
& Loveseat**

- Wood and bonded leather create the ideal guest chair
- Solid wood frame construction provides durability and strength
- Front and back cross bars under seat
- Adjustable leg slider for leg leveling
- Covered by Lorell Limited 5-Year Warranty



Black/Mahogany



Black/Cherry



Black/Espreso

Product No.	Color	LIST PRICE
Guest Chairs: 24"W x 25¾"D x 33¼"H		
LLR 40202	Black/Mahogany	549.00 EA
LLR 40200	Black/Cherry	549.00 EA
LLR 40201	Black/Espreso	549.00 EA
LLR 20026	Black/Walnut	549.00 EA
LLR 68559	Gray Fabric/Black	549.00 EA
Loveseat: 45½"W x 26¼"D x 33¼"H		
LLR 40211 ♦	Black/Mahogany	893.00 EA
⚠ ♦ WARNING: Cancer – www.P65Warnings.ca.gov		



Black/Walnut



Gray Fabric/Black



Black/Mahogany

RECEPTION & GUEST CHAIRS

C
O
K
C
O
O
2
0
4**A. Accent Chair**

- Commercial grade linen fabric
- Extra-large padded seat
- Walnut finish legs
- Covered by Lorell Limited 5-Year Warranty
- 25½"W x 29"D x 28"H



Product No.	Color	LIST PRICE
LLR 82094	Gray	803.00 EA

**B. Flannel Desk/Conference Chair**

- Home-style chair fabric upholstery
- Tilt tension adjustment
- 360 degree swivel
- Adjustable seat height
- Tilt/Tilt lock
- 25½"W x 27¾"D x 32½" - 36¾"H

1 5 6 10*

Product No.	Color	LIST PRICE
LLR 68549	Gray	623.00 EA

**C. Modern Guest Chairs**

- Mid-Century Modern inspired with gray flannel fabric upholstery on back and seat
- Available in sled-base or four-leg
- Meets or exceeds BIFMA requirements
- 25½"W x 26½"D x 33½"H
- Shpg. Wt. 37 lbs.
- Covered by Lorell Limited 5-Year Warranty



Product No.	Color	LIST PRICE
Sled Base, 25½"W x 26½"D x 33½"H		597.00 EA
LLR 68562	Gray Flannel	
Wood Leg, 25½"W x 24¾"D x 35"H		616.00 EA
LLR 68560	Gray Flannel	

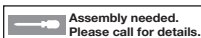
**D. Guest Chairs**

- Wood base and arms
- Chairs are easily assembled without the use of tools due to a unique locking system
- 24"W x 25"D x 35½"H
- Shpg. Wt. 34 lbs.
- Covered by Lorell Limited 5-Year Warranty



Product No.	Color	LIST PRICE
LLR 68551	Charcoal/Mahogany Frame	
LLR 68553	Midnight Blue/Cherry Frame	
LLR 68554	Taupe/Espresso Frame	
LLR 68555	Charcoal/Espresso Frame	
LLR 68556	Black Leather	600.00 EA

*For a complete listing of chair features, see page 64



‡Cannot be shipped UPS



CHAIR FEATURES

City of Oklahoma City and
its Trusts

25301



Chair Feature Information for Chairs on pages 63-106. The diagrams below identify those features that best suit your needs. The number key matches the examples found throughout the seating section.

Height & Depth Controls



- 1. Pneumatic Seat-Height Adjustment**
Regulates height of chair relative to floor.



- 2. Back-Height Adjustment**
Positions lumbar support within a fixed range.



- 3. Seat-Depth Adjustment**
Positions chair back relative to seat.



- 4. Seat Glide Mechanism**
Seat cushion travels forward and back, then locks into position.



- 5. 360 Degree Swivel**
Standard on every executive and task chair.



- 6. Tilt**
Pivot point located directly above center of chair base.



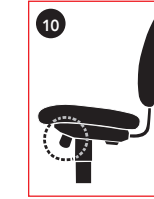
- 7. Mid-Range Knee Tilt**
Pivot point located slightly ahead of center of chair base. Allows user to recline at a slightly more relaxed angle than conventional tilt.



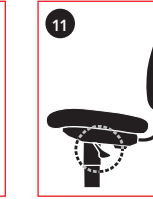
- 8. Knee Tilt**
Pivot point located near front edge of chair. Allows user to keep feet flat on floor while chair reclines.



- 9. Dual-Action Synchro Tilt**
Back reclines at a 2-to-1 ratio to seat angle. Allows user to recline while keeping seat cushion relatively level to floor.



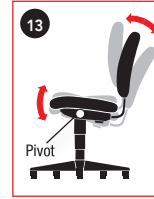
- 10. Tilt Tension**
Controls rate and ease of recline.



- 11. Tilt Lock**
Locks out tilt function when chair is in upright position.



- 12. Posture Mechanism/Lock**
Back angle adjusts independently of seat, and can be locked in an infinite number of positions.



- 13. Multi-Task Control**
Adjusts seat and back angles with a single lever (infinite locking within a fixed range).



- 14. Asynchronous Control**
Three levers modify:
• Angle of back relative to seat
• Tilt (free float or infinite locking within a fixed range)
• Forward tilt




- 15. Synchronized Knee Tilt**
Back reclines at a 2-to-1 ratio to seat angle. Pivot point located near front edge of chair.



- 16. Dual-Clutch Posture Control**
Adjusts seat and back angles independently with two levers (infinite locking within a fixed range).



- 17. Variable Synchro Tilt**
Back reclines at a 2-to-1 ratio to the seat. Chair can tilt freely, or lock in position. "Forward angle" control provides an extra 5 degrees in the range of motion.



- 18. Inverse Synchro Tilt**
With automatic tension control opens torso for better circulation. "Zero lift" seat front helps keep feet on the floor when reclining. Tilt limiter controls range of motion.



- 19. Independent Seat and Back**
Seat and back flex independently for automatic comfort



- 20. Integral Lumbar Support**
Easily adjusts to enhance comfort

Arm Options



Adjustable-Height Arms

Provide improved upper-torso support. Can be adjusted periodically to relieve strain and provide variety.



Quick-adjust design places arms close to body for keyboarding, or out to sides for ease of entry.



Each arm rotates 30 degrees and adjusts 2 1/2" in height. Position inboard for keyboarding, outboard for entry and exit.

ERGONOMIC MESH CHAIRS

C
O
K
C
0
0
2
0
4

ADORN SERIES

**A. Executive High-Back Chair With Mesh Back & Upholstered Seat**

- Suspended upholstered seat has high density and highly resilient molded foam with built-in elastic suspension
- Upholstered waterfall seat
- Built in seat slider. Adjustable lumbar support
- Four position back lock with safety tilt release
- Side access tilt tension control
- Six way adjustable arms
- Synchro control with forward tilt and tension control
- 26½"W x 25"D x 47"H
- Covered by Lorell Limited Lifetime Warranty



1 4 9 10 11 13 20*

Product No.	Color	LIST PRICE
LLR 83104	Black	
♦ LLR 83104 ____	Special Order	806.00 EA

**B. Executive High-Back Chair With Upholstered Seat & Back**

- Suspended upholstered seat has high density and highly resilient molded foam with built-in elastic suspension
- Upholstered waterfall seat
- Built in seat slider
- Adjustable lumbar support
- Four position back lock with safety tilt release
- Side access tilt tension control
- Six way adjustable arms
- Synchro control with forward tilt and tension control
- 275 lb. capacity
- 26½"W x 25"D x 47"H
- Covered by Lorell Limited Lifetime Warranty



1 4 9 10 11 13 20*

Product No.	Color	LIST PRICE
LLR 83105	Black	
♦ LLR 83105 ____	Special Order	863.00 EA

⚠ **WARNING:** Cancer and Reproductive Harm – www.P65Warnings.ca.gov**How to Order**

For order accuracy, include fabric/finish code whenever these appear ____

For example, Key A

LLR 83104 ____

LLR 83104A201 for Green (A201)

LLR 83104A202 for Gray (A202)

Check out color options from Lorell. Numerous color options available with additional lead time.

See pages 78-79 for additional fabrics

Special orders are non-returnable.

Fabric

A200
BeigeA201
GreenA202
GrayA203
OrangeA204
Dark Blue

Vinyl

A205
Black VinylA206
Gray Vinyl

♦ Special order color fabrics require 3-4 weeks lead time.

JUSTICE SERIES

C. High-Back Mesh Chairs With Upholstered Seat

- Suspended upholstered seat has high density and highly resilient molded foam
- Built-in seat slider
- Ratchet adjustable-height back
- Five position back lock with safety tilt release
- Tilt tension adjustment
- Six way adjustable arms
- Designed, engineered and built in USA
- 275 lb. capacity
- 26½"W x 25"D x 47"H
- Limited Lifetime Warranty



1 2 9 10 11*

Product No.	Color	LIST PRICE
LLR 83109	Black	
♦ LLR 83109 ____	Special Order	697.00 EA

D. Vevo Mid-Back Chair With Mesh Back & Upholstered Seat

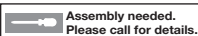
- Highly dense and resilient molded foam seat
- Seat height adjustment
- Adjustable tilt tension
- Synchronized tilt control
- Adjustable-height arms with soft pads
- Heavy-duty fiberglass infused nylon base
- Designed, engineered and built in USA
- 275 lb. capacity
- 26½"W x 25"D x 45"H
- Limited Lifetime Warranty



1 2 9 10 11*

Product No.	Color	LIST PRICE
LLR 83111	Black	
♦ LLR 83111 ____	Special Order	452.00 EA

*For a complete listing of chair features, see page 64.



‡ Cannot be shipped UPS

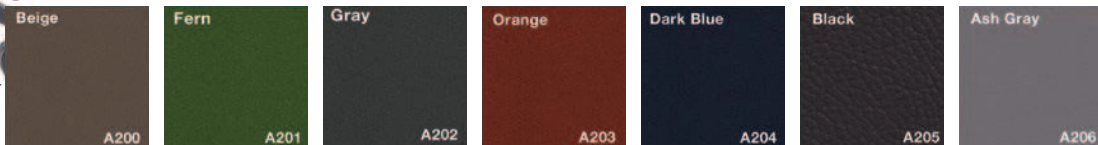
Lorell® gives you options



C
O
K
C
0
0
2
0
4


STANDARD ▶

STANDARD
FABRIC OPTIONS
NO UP-CHARGE ▶




AVANT ▶


GRADE A*
FABRIC OPTIONS
LIST +\$35 ▶




BINGO ▶



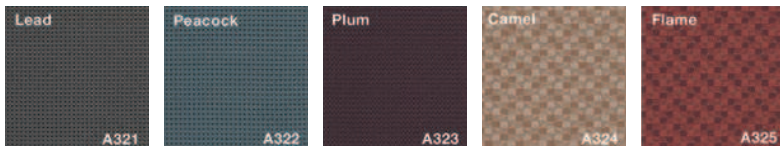
ECHO ▶



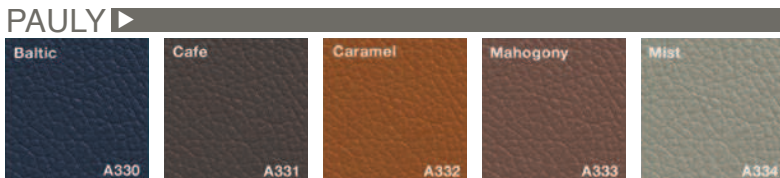


MATRIX ▶



PAULY ▶



MOSAIC ▶



Lorell® gives you over 80 premium custom fabric options* to choose from,
all designed, engineered and built for quality in the USA. Plus, if you need to order in large quantities,
there is only a three to four week lead-time for delivery.

These are contract grade fabrics without the contract grade price, available exclusively for select Lorell® chairs.



CREATING WHAT WORKS FOR YOU.

Visit our website www.lorellfurnituredealer.com

Follow Lorell® on





Lorell® designed, engineered and built in the USA Seating





A. Mid-Back Chair With Mesh Seat & Back

- Premium mesh seat with waterfall front and mesh back
- Built-in adjustable lumbar support
- Weight balanced synchro control with two position back lock with safety release
- Optional arms with soft pads. Easy to install
- Black frame and pad
- 26½"W x 25"D x 45"H
- Covered by Lorell Limited Lifetime Warranty



1 4 9 10 11 13 20*

Product No.	Color	LIST PRICE
LLR 83106	Black	465.00 EA

⚠ **WARNING:** Cancer and Reproductive Harm – www.P65Warnings.ca.gov



B. AIR Series Mesh Back Stool

- Back flexes to support user's movements
- Air grid fabric seat material is stain resistant polyester over high density, highly resilient molded foam
- Adjustable tilt tension
- Adjustable-height arms with soft touch armrest
- Adjustable-height 20" foot ring
- Designed, engineered and built in USA
- 25"W x 26"D x 52½"H, for up to 36"H tops
- Limited Lifetime Warranty



1 3 5 9 10 11*

Product No.	Color	LIST PRICE
LLR 83101	Black	506.00 EA

⚠ **WARNING:** Cancer and Reproductive Harm – www.P65Warnings.ca.gov



C. AIR Series Mesh Back Chair

- Back flexes to support user's movements
- Air grid fabric seat material is stain resistant polyester over high density, highly resilient molded foam
- Free float recline or lock upright
- Adjustable tilt tension
- Adjustable-height arms with soft touch armrest
- Designed, engineered and built in USA
- 27"W x 26"D x 43"H
- Limited Lifetime Warranty



1 3 5 9 10 11*

Product No.	Color	LIST PRICE
LLR 83100	Black	430.00 EA

⚠ **WARNING:** Cancer and Reproductive Harm – www.P65Warnings.ca.gov



D. High-Back Chair With Mesh Back & Seat

- Heavy-duty mesh seat
- Adjustable height and tilt tension
- Five back lock positions
- Synchronized tilt control
- Reinforced nylon base with high performance casters
- Designed, engineered and built in USA
- 275 lb. capacity
- 26¼"W x 24¾"D x 42¾"H
- Limited Lifetime Warranty



1 2 9 10 11*

Product No.	Color	LIST PRICE
LLR 83110	Black	514.00 EA

⚠ **WARNING:** Cancer and Reproductive Harm – www.P65Warnings.ca.gov

*For a complete listing of chair features, see page 64.



A. Executive Hi-Back Mesh Chair

- High strength elastic mesh in checkerboard design
- Black aluminum base with black powder coating
- Ratchet back two-way adjustable armrest with padded arms
- 275 lb. capacity
- 26"W x 27½"D x 46"H
- Covered by Lorell 5-Year Warranty



1 2 4 5 10 13*

Product No.	Color	LIST PRICE
LLR 85560	Black	1097.00 EA



B. Hi-Back Mesh Chair

- Ratchet high back chair with adjustable lumbar support
- Plastic armrest
- Multifunction mechanism
- Adjustable height, tilt, tilt tension, seat and back angle adjustment, seat slider
- 275 lb. capacity
- 28½"W x 28½"D x 45"H
- Shpg. Wt. 45 lbs.
- Covered by Lorell Limited 5-Year Warranty



1 2 4 5 6 14 20*

Product No.	Color	LIST PRICE
LLR 86220	Black	800.00 EA



C. Articulated High-Back Mesh Chair

- Height and angle adjustable headrest
- Height adjustable armrests with PU pads
- Adjustable lumbar support
- Synchro mechanism with tilt/tilt lock
- Tilt tension control
- Adjustable seat height
- 360 degree swivel painted cylinder

1 5 6 9 17 20*

Product No.	Color	LIST PRICE
LLR 84396	Black	770.00 EA



D. Mid-Back Mesh Task Chair

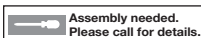
- Mesh seat and back
- Adjustable seat height and simple synchro tilt
- Flip up arm rests
- Tilt tension
- Nylon base with dual wheel casters
- 275 lb. capacity
- 28½"W x 26¾"D x 36½"-39½"H
- Covered by Lorell Limited 5-Year Warranty.



1 5 6 9 10 11*

Product No.	Color	LIST PRICE
LLR 60316	Black	756.00 EA

*For a complete listing of chair features, see page 64.



‡Cannot be shipped UPS



KEYS B & C ARE
GREENGUARD
CERTIFIED



A. High-Back Mesh Back Chair With Headrest

- Plastic back frame upholstered with nylon mesh for comfortable support
- Lumbar support separated from back cushion
- Self weighting mechanism with seat slider
- Seat height adjustment, tilt/lock to freeze back in four positions
- Soft padded, adjustable-height arms with pivoting arm pads
- 275 lb. capacity
- 28½"W x 28½"D x 51"H
- Shpg. Wt. 49 lbs.
- Covered by Lorell Limited 5-Year Warranty

1 5 6 11*

Product No.	Color	LIST PRICE
LLR 81998	Black	960.00 EA

⚠ **WARNING:** Cancer and Reproductive Harm – www.P65Warnings.ca.gov



B. Executive Mesh Chair

- Features sophisticated cable control mechanism
- Synchro tilt with five locking positions
- Height adjustable padded arms
- Back-depth adjustable
- Optional head rest (4"W x 12¼"D x 8¾"H)
- 275 lb. capacity
- 27"W x 25½"D x 42½"H
- Covered by Lorell Limited 5-Year Warranty

1 3 4 5 10 11 15*

Product No.	Color	LIST PRICE
LLR 40204	Black	912.00 EA



C. Elevate Executive High-Back Chair With Headrest

- Mesh back with leather seat
- Arm pads with polished aluminum frame and five-star base
- 275 lb. capacity
- 24¾"W x 23¾"D x 52¾"H
- Shpg. Wt. 45 lbs.
- Covered by Lorell Limited 5-Year Warranty

1 5 10 11*

Product No.	Color	LIST PRICE
LLR 85035	Black	888.00 EA



D. Executive Mid-Back Chair

- Mesh back with leather seat
- Arm pads with polished aluminum frame and five-star base
- 275 lb. capacity
- 24¾"W x 23¾"D x 44½"H
- Covered by Lorell Limited 5-Year Warranty

1 5 10 11*

Product No.	Color	LIST PRICE
LLR 85036	Black	825.00 EA



*For a complete listing of chair features, see page 64



A. Executive Mesh Mid Back Chair

- Mid-back curved in all the right places
- Breathable mesh on seat and back for cooling comfort
- Lightweight and equipped with casters for easy moving
- Packed with comfort functions including dual-action synchro tilt
- Pneumatic seat-height adjustment, 360-degree swivel, tilt and tilt lock
- 26¼"W x 26¼"D x 35¼"-38½"H



1 5 9 11

Product No.	Color	LIST PRICE
LLR 40207	Silver	1280.00 EA

⚠ **WARNING:** Cancer and Reproductive Harm – www.P65Warnings.ca.gov



B. Mesh-Back Executive Chair

- Integrated lumbar with ratchet back height adjustment provides exceptional back support
- Multifunction mechanism
- Padded adjustable height arm rests
- 275 lb. capacity
- 27"W x 27"D x 40½"H
- Covered by Lorell Limited 5-Year Warranty



1 5 6 10 11 12 16 *

Product No.	Color	LIST PRICE
LLR 60622	Black Fabric Seat	1143.00 EA



C. High-Back Headrest Mesh Chair

- Open breathable mesh seat and back that will keep you cool and comfortable
- 3D multi-direction armrests that are comfortable and versatile
- Integrated push button control mechanism with seat slider
- Waterfall seat design
- 27" black nylon base provides added stability
- Covered by Lorell Limited 5-Year Warranty



1 4 5 6 9 10 11

Product No.	Color	LIST PRICE
LLR 03208	Black	659.00 EA



D. Mesh Chair

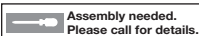
- Plastic back frame
- Upholstered with Mesh
- Height-adjustable lumbar support
- Height-adjustable armrest
- Covered by Lorell Limited 5-Year Warranty
- 27¼"W x 28¼"D x 39¼"-43"H



1 5 6 10 11 20 *

Product No.	Color	LIST PRICE
LLR 42174	Black	582.00 EA

*For a complete listing of chair features, see page 64.



‡Cannot be shipped UPS



NEW!



LORELL

Available, January 2023

A. High-Back Synchro-Tilt Chair with Seat Slider

- High-back mesh chair features 2:1 synchro tilt with tilt lock and tension adjustment
- Seat offers thick, comfortable foam padding with sliding function for custom fit
- Mesh back has enhanced support with adjustable lumbar
- 3-way arms offer further customized fit
- 275 lb. capacity

1 4 5 6 9 10 11 20*

Product No.	Color	LIST PRICE
LLR 42175	Black	599.00-EA



NEW!



Available, January 2023

B. Mid-Back Mesh Chair with Sleek Cable Mechanism

- Mid-back mesh chair features tilt/tilt lock and height adjustments using sleek cable controls
- Offers tilt tension adjustment, lumbar support, and height adjustable arms
- 275 lb. capacity

1 5 6 10 11 20*

Product No.	Color	LIST PRICE
LLR 42176	Black	519.00-EA



NEW!



Available, January 2023

C. Mesh High-Back Chair with Synchro-Tilt and Lumbar Support

- Mesh back allows air to flow freely to help keep you cool
- Lumbar support offers ergonomic support for your lower back
- Seat-height adjustment with simple synchro-tilt function
- 360-degree swivel
- Height-adjustable arms with padded upholstery
- 275 lb. capacity
- 28"W x 26¾"D x 40"-43¾"H

1 4 5 6 9 10 11*

Product No.	Color	LIST PRICE
LLR 81988	Black	639.00-EA



NEW!



Available, January 2023

D. Executive Mesh-Back Chair

- Features black mesh back and molded foam with black fabric upholstery seat and height adjustable lumbar support
- 3-way multi-function arms with polyurethane pads
- Self-weighting adjustment
- Variable synchronized mechanism
- Adjustable seat height with tilt and 4-position tilt lock
- Automatic tilt tension adjustable
- Seat slider function
- 275 lb. capacity
- 28¾"W x 26¾"D x 38"-41¾"H

1 4 5 6 10 11 17 20*

Product No.	Color	LIST PRICE
LLR 42180	Black	675.00-EA

*For a complete listing of chair features, see page 64.



CONJURE

Create your own seating style. Features a mesh back and multiple upholstered seat options. 275 lb. capacity. Covered by Lorell 5-Year Warranty.

Order complete chair in Black, or customize, as easy as:

1. Select the frame
2. Select the seat and color preference



A. Executive High-Back Mesh Back Chair

- Mesh back chair featuring extra thick padded seat with superior comfort
- Multifunction mechanism features independent seat and back angle tilts and tilt locks, adjustable back height, adjustable lumbar support, tilt tension adjustment, seat slider to adjust seat depth, and a forward tilt position for perching
- This chair is designed to fully adjust for the most comfortable sit for any user
- Covered by the Lorell Limited 5-Year Warranty
- **For additional seat cushion options, select the frame only and order your fabric or leather seat separate**

1 2 4 5 6 10 14 16 20

Product No.	Color	LIST PRICE
Frame Only – Select From Seat Options Below 25¼"W x 24"D x 43¼"H		
LLR 62002	Black	456.00 EA
Complete Chair		
LLR 62000	Black	545.00 EA



C. Conjure Swivel/Tilt Task Chair

- Comfortable back support with lumbar support
- Built-in ratchet and conforming mesh
- Arms adjust in height and width
- Height-adjustable seat for more customized comfort
- 5-Star caster base
- Covered by Lorell Limited 5-Year Warranty
- 24¾"-25½"W x 26¾"D x 36¼"-40¼"H

1 2 5 10 11

Your Price	Color	LIST PRICE
LLR 62008	Black	427.00 EA



Frame Only

B. Executive Mid-Back Mesh Back Chair

- Mesh back chair featuring extra thick padded seat with superior comfort
- Multifunction mechanism features independent seat and back angle tilts and tilt locks, adjustable back height, adjustable lumbar support, tilt tension adjustment, seat slider to adjust seat depth, and a forward tilt position for perching
- This chair is designed to fully adjust for the most comfortable sit for any user
- Covered by the Lorell Limited 5-Year Warranty
- **For additional seat cushion options, select the frame only and order your fabric or leather seat separate**

1 2 4 5 6 10 14 16 20

Product No.	Color	LIST PRICE
Frame Only – Select From Seat Options Below 25¼"W x 24"D x 43¼"H		
LLR 62003	Black	418.00 EA
Complete Chair		
LLR 62001	Black	507.00 EA




D. Conjure Sled Base Guest Chair

- Easily customize back height
- Breathable mesh back cradles you
- Adjustable padded arms - both height and width
- Thickly cushioned seat to welcome your guests
- Covered by Lorell Limited 5-Year Warranty
- 24¾"-25½"W x 26¾"D x 36¼"H

Product No.	Color	LIST PRICE
LLR 62009	Black	399.00 EA

E. Padded Seat Options

- Padded seat choices that fit both High-Back and Mid-Back Chair Frames

Black
Antimicrobial Vinyl

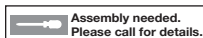
Gray

Blue

Red

Product No.	Color	LIST PRICE
Fits Frames LLR 62002 & LLR 62003		
LLR 62004	Black Antimicrobial Vinyl	134.00 EA
LLR 62005	Gray	
LLR 62006	Blue	
LLR 62007	Red	101.00 EA

*For a complete listing of chair features, see page 64.



Assembly needed.
Please call for details.

†Cannot be shipped UPS

www.lorellfurniture.com | ML
BidSync



ERGONOMIC MESH CHAIRS

C
O
K
C
O
2
0
4



A. High-Back Mesh Chair

- Synchro tilt mechanism with seat slide and headrest
- Mesh back and seat with plastic coated steel frame
- Upholstered headrest
- 28½"W x 28½"D x 51"H
- Covered by Lorell Limited 5-Year Warranty

1 4 5 10 15 *

Product No.	Color	LIST PRICE
LLR 60324	Black Mesh	746.00 EA



B. Executive High-Back Swivel Mesh Chair

- Features a multifunction mechanism
- Mesh back and seat with plastic coated steel frame
- 28½"W x 28½"D x 45"H
- Covered by Lorell Limited 5-Year Warranty

1 5 6 16 *

Product No.	Color	LIST PRICE
LLR 86905	Black	582.00 EA



C. Executive High-Back Swivel Mesh Chairs

- Synchro tilt mechanism and seat slider
- Mesh back and fabric mesh or leather seat
- 28½"W x 28½"D x 45"H
- Covered by Lorell Limited 5-Year Warranty

1 4 5 10 15 *

Product No.	Color	LIST PRICE
Complete Chair		
LLR 86205	Black Fabric	565.00 EA
Frame only - Choose Premium Seat From Options Below, Must Order Both		
LLR 86212	Black, Frame Only	477.00 EA



D. Executive High-Back Swivel Mesh Chairs

- Features a multifunction mechanism
- Mesh back and mesh fabric seat
- 28½"W x 28½"D x 45"H
- Covered by Lorell Limited 5-Year Warranty

1 5 6 16 *

Product No.	Color	LIST PRICE
Complete Chair		
LLR 86200	Black Mesh/Black Seat	545.00 EA
Frame only - Choose Premium Seat From Options Below, Must Order Both		
LLR 86210	Black, Frame Only	456.00 EA

B



Black

C



Black Leather

D



Black

E



Black Fabric

F



E. Mesh Guest Chair

- Mesh back and mesh fabric seat
- 27"W x 27½"D x 41"H
- Covered by Lorell Limited 5-Year Warranty

Product No.	Color	LIST PRICE
LLR 86202	Black	431.00 EA



F. Headrest

- Height-adjustable headrest for use with LLR 86200, LLR 86205 and LLR 86905
- 12½"W x 1½"D x 6¾"H
- Covered by Lorell Limited 5-Year Warranty

Product No.	Color	LIST PRICE
LLR 60329	Black	50.00 EA

G. Premium Tractor Seat

- Molded seat of polyurethane and upholstered in seven choices of bonded leather or fabric
- Frame sold separately in items C and D
- 19½"W x 18½"D x 7½"H
- Covered by Lorell Limited 5-Year Warranty
- Seat options and frames sold separately – Order Both
- Premium seat cushions will work on keys C and D



Product No.	Color	LIST PRICE
LLR 86213	Black	114.00 EA
LLR 86219	Antimicrobial Vinyl	
LLR 86214	Black Fabric	95.00 EA
LLR 86215	Red Fabric	
LLR 86216	Green Fabric	
LLR 86217	Navy Fabric	
LLR 86218	Ivory Fabric	
	Gray Fabric	



*For a complete listing of chair features, see page 64.

ERGONOMIC MESH CHAIRS

C
O
K
C
O
0
2
0
4**A. Mid-Back Swivel
Mesh Chair**

- Features multifunction mechanism with seat slider
- Mesh back and fabric mesh seat
- 25 $\frac{1}{4}$ "W x 25 $\frac{3}{8}$ "D x 40 $\frac{1}{2}$ "H
- Covered by Lorell Limited 5-Year Warranty

1 2 4 5 *

Product No.	Color	LIST PRICE
LLR 86802	Black	559.00 EA

**B. Mid-Back Swivel
Mesh Chairs**

- Features multifunction mechanism
- Mesh back and fabric mesh seat
- 25 $\frac{1}{4}$ "W x 23 $\frac{1}{2}$ "D x 40 $\frac{1}{2}$ "H
- Covered by Lorell Limited 5-Year Warranty

1 2 5 6 16 *

Product No.	Color	LIST PRICE
LLR 86201	Black Fabric Seat	463.00 EA
Frame Only - Choose Premium Seat From Options Below - Must Order Both		
LLR 86211	Black, Frame Only	376.00 EA

**C. Mid-Back Swivel Mesh
Back & Seat Chair**

- Features multifunction mechanism
- Mesh back and seat
- 25 $\frac{1}{4}$ "W x 23 $\frac{1}{2}$ "D x 40 $\frac{1}{2}$ "H
- Covered by Lorell Limited 5-Year Warranty

1 2 5 6 16 *

Product No.	Color	LIST PRICE
LLR 86904	Black	507.00 EA

**D. Mid-Back Swivel
Mesh Chair**

- Features swivel/tilt mechanism
- Mesh back and fabric seat
- 25 $\frac{1}{4}$ "W x 23 $\frac{1}{2}$ "D x 40 $\frac{1}{2}$ "H
- Covered by Lorell Limited 5-Year Warranty

1 2 5 6 16 *

Product No.	Color	LIST PRICE
LLR 86209	Black	415.00 EA



B

Black Mesh/
Black Seat**E. Mid-Back Mesh Stool**

- Features adjustable footring
- Mesh back and fabric mesh seat
- 26"W x 21"D x 50"H
- Covered by Lorell Limited 5-Year Warranty

1 2 5 6 16 *

Product No.	Color	LIST PRICE
LLR 86801	Black	431.00 EA

**F. Mesh Nesting Chair**

- Features four legs with swivel casters
- Seat flips up to nest chairs together
- Mesh back and fabric mesh seat
- 24"W x 27"D x 26"H
- Covered by Lorell Limited 5-Year Warranty
- Two per carton

Product No.	Color	LIST PRICE
LLR 84374†	Black	634.00 CT



C



D



E



F

**G. Premium Tractor Seat**

- Premium cushions will work on Keys A, B, D, & E
- Molded seat of polyurethane and upholstered in seven choices of bonded leather or fabric
- Frame sold separately in item B
- 19 $\frac{7}{8}$ "W x 18 $\frac{1}{2}$ "D x 7 $\frac{1}{2}$ "H
- Covered by Lorell Limited 5-Year Warranty
- Seat options and frames sold separately – Order Both



Product No.	Color	LIST PRICE
LLR 86213	Black	114.00 EA
LLR 86219	Antimicrobial Vinyl	
LLR 86214	Black Fabric	95.00 EA
LLR 86215	Red Fabric	
LLR 86216	Green Fabric	
LLR 86217	Navy Fabric	
LLR 86218	Ivory Fabric	
LLR 86218	Gray Fabric	

Black
Antimicrobial Vinyl

Black Fabric



Red



Green



Navy

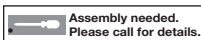


Ivory



Gray

*For a complete listing of chair features, see page 64.

Assembly needed.
Please call for details.

†Cannot be shipped UPS

www.lorellfurniture.com | ML
BidSync



A. Executive High-Back Swivel Chair

- Synchro tilt mechanism and seat slider
- Fabric seat
- Black frame
- 275 lb. capacity
- 28½"W x 28½"D x 45"H
- Covered by Lorell Limited 5-Year Warranty

1 4 5 10 15 *

Product No.

Color

LIST PRICE

♦ LLR 86205 __

Special Order

525.00 EA



Periwinkle



B. Managerial High-Back Chair

- Multifunction mechanism
- Fabric seat
- Black frame
- 275 lb. capacity
- 28½"W x 28½"D x 45"H
- Covered by Lorell Limited 5-Year Warranty

1 5 6 14 *

Product No.

Color

LIST PRICE

♦ LLR 86200 __

Special Order

499.00 EA



Real Red



How to Order

For order accuracy, include fabric/finish code whenever these appear ____

For example,
Managerial High-Back Chair:

LLR 20979 ____

LLR 2097901 for Periwinkle (01)

LLR 2097902 for Real Red (02)

Check out color options from Lorell. Numerous color options available with additional lead time.

See pages 78-79 for additional fabrics
Special orders are non-returnable.

♦Special order fabrics are not QSD.

♦Special order color fabrics require
2-3 weeks lead time.



01
Periwinkle

02
Real Red

03
Malted

04
Pepper

Vinyl Grade 3 (Healthcare)



007
Buff

008
Stratus

009
Apple Green

010
Ocean

Vinyl Grade 3
not available for Key C-D.

C. Managerial Mid-Back Chair

- Multifunction mechanism
- Fabric seat
- Black frame
- 275 lb. capacity
- 25¼"W x 23½"D x 40½"H
- Covered by Lorell Limited 5-Year Warranty

1 2 5 6 14 *

Product No.

Color

LIST PRICE

♦ LLR 86201 __

Special Order

489.00 EA



Apple Green



D. Mid-Back Chair

- Swivel tilt with mesh back and seat
- Fabric seat
- Black Frame
- 275 lb. capacity
- 25¼"W x 23½"D x 40½"H
- Covered by Lorell Limited 5-Year Warranty

1 2 5 6 *

Product No.

Color

LIST PRICE

♦ LLR 86209 __

Special Order

470.00 EA



Buff



*For a complete listing of chair features, see page 64.



A. Mesh Guest Chair

- Fabric seat
- Black frame
- 275 lb. capacity
- 27"W x 27½"D x 41"H
- Covered by Lorell Limited 5-Year Warranty



Product No.	Color	LIST PRICE
♦ LLR 86202_ _ _	Special Order	450.00 EA

B. Training Room Nesting Guest Chair

- Mesh back with Black fabric seat
- Four legs with swivel casters
- Seat flips up for nesting chairs together
- Black powder coat frame
- 275 lb. capacity
- 24¾"W x 24"D x 37"H
- Covered by Lorell Limited 5-Year Warranty
- Two per carton



Product No.	Color	LIST PRICE
♦ LLR 84374_ _ _	Special Order	698.00 CT

How to Order

For order accuracy, include fabric/finish code whenever these appear _ _ _
For example,
Managerial High-Back Chair:
LLR 20979

LLR 2097901 for Periwinkle (01)
LLR 2097902 for Real Red (02)


Check out color options from Lorell. Numerous color options available with additional lead time.
See pages 78-79 for additional fabrics

Special orders are non-returnable.
♦ Special order fabrics are not QSD.

♦ Special order color fabrics require 2-3 weeks lead time.



Vinyl Grade 3 (Healthcare)



Vinyl Grade 3
not available for Key A, C-E.

C. Stools

- Drafting stools with molded fabric seat and black mesh back
- Adjustable height foot ring
- 275 lb. capacity
- 27"W x 25"D x 48"H
- Covered by Lorell Limited 5-Year Warranty



Product No.	Color	LIST PRICE
LLR 43100	Black	838.00 EA
♦ LLR 43100_ _ _	Special Order	

D. Guest Chairs

- Black mesh back with fabric seat and black frame
- Stackable up to four high
- 275 lb. capacity
- 25¾"W x 20"D x 32"H
- Covered by Lorell Limited 5-Year Warranty








Product No.	Color	LIST PRICE
LLR 23100	Black	316.00 EA
♦ LLR 23100_ _ _	Special Order	370.00 EA

*For a complete listing of chair features, see page 64.

CUSTOM FABRIC PROGRAM

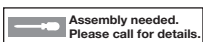

C
O
K
C
0
0
2
0
4



SEE PAGES 48, 76, 77 AND 109 FOR SEATING OFFERED IN THE CUSTOM FABRIC PROGRAM

CUSTOM FABRIC PROGRAM

ANTIMICROBIAL HEALTHCARE VINYL





24
7



**A. Full Function Heavy-Duty
Executive Swivel Chairs**

- Cast aluminum base and frame
- 300 lb. capacity
- 28½"W x 28¼"D x 43½"H
- Shpg. Wt. 63 lbs.
- Covered by Lorell Limited 5-Year Warranty



1 4 5 6 9 10 11 20*

Product No.	Color	LIST PRICE
LLR 90040	Black Leather	1286.00 EA
LLR 90041	Black Mesh Back/Leather Seat	1376.00 EA

⚠ **WARNING:** Cancer and Reproductive Harm – www.P65Warnings.ca.gov



**B. Executive
All Mesh Chair**

- Features sophisticated cable control mechanism
- Synchro tilt with five locking positions
- Height adjustable padded arms
- 275 lb. capacity
- 27"W x 25½"D x 42½"H
- Covered by Lorell Limited 5-Year Warranty



1 3 4 5 10 11 15*

Product No.	Color	LIST PRICE
LLR 40203	Black	1040.00 EA



**C. Executive High-Back
Mesh Chair**

- Mesh upholstery for back
- Height-adjustment arm with polyurethane padded
- Tilt/Tilt Lock
- Adjustable seat depth and height
- 27½"W x 28¾"D x 38¾"-42¾"H
- Covered by Lorell Limited 5-Year Warranty



1 3 4 5 10 11 15

Product No.	Color	LIST PRICE
LLR 40212	Black	691.00 EA



D. Executive Mesh Chair

- Body weight control mechanism
- Self tilt tension adjustment with five locking positions
- Height-adjustable arms with polyurethane pad
- 275 lb. capacity
- 27"W x 22¾"D x 41¾"H
- Covered by Lorell Limited 5-Year Warranty



1 5 6 10

Product No.	Color	LIST PRICE
LLR 20017	Black	878.00 EA

*For a complete listing of chair features, see page 64.



A. Mid-Back Task Chair

- Height-adjustable nylon armrests with polyurethane pads
- Fabric upholstery seat
- Tilt tension control
- Lumbar support
- 27½"W x 26½"D x 36"-39"H
- Covered by Lorell Limited 3-Year Warranty



Product No.	Color	LIST PRICE
LLR 41840	Black	402.00 EA



B. Mid-Back Mesh Chair

- Mesh on back with fabric upholstered cushioned seat
- Built-in lumbar support
- Height-adjustable arms with polyurethane pads
- Tilt lock for five back positions
- Seat slider
- Pneumatic seat-height adjustment
- 360° swivel, dual action synchro tilt
- Five-star base with five casters
- 275 lb. capacity
- 27½"W x 27½"D x 43.4"H
- Covered by Lorell Limited 5-Year Warranty



Product No.	Color	LIST PRICE
LLR 62626	Black	736.00 EA



C. Staff Chair With Arms

- Adjustable-height arms
- Nylon base with dual wheel casters
- 26¾"W x 24¾"D x 42½"H
- Shpg. Wt. 40 lbs.

1 5 6 10 11*



Product No.	Color	LIST PRICE
LLR 54865	Black/Gray	501.00 EA



D. Staff Chair Without Arms

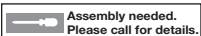
- Nylon base with dual wheel casters
- 26¾"W x 24¾"D x 42½"H
- Shpg. Wt. 37 lbs.

1 5 6 10 11*



Product No.	Color	LIST PRICE
LLR 54866	Black/Gray	425.00 EA

*For a complete listing of chair features, see page 64.



‡Cannot be shipped UPS



Optional



A. Hi-Back Mesh Chair

- Multifunction mechanism
- High-strength elastic mesh
- Two-way adjustable armrest with padded arm rest
- Seat and back angle can adjust independently
- 275 lb. capacity
- 26"W x 27½"D x 46"H
- Covered by Lorell Limited 5-Year Warranty



1 5 6 14*

Product No.	Color	LIST PRICE
LLR 85561	Black	688.00 EA
Optional Head Rest: 11¾"W x 12½"D x 6¼"H		
LLR 85562	Black	67.00 EA



B. Mid-Back Mesh Chair

- Multifunction mechanism
- High-strength mesh
- Ratchet back
- Two-way adjustable armrest with padded arm rest
- Seat and back angle can adjust independently
- 275 lb. capacity
- 25¼"W x 25¼"D x 40"H
- Covered by Lorell 5-Year Warranty



1 5 6 11 14*

Product No.	Color	LIST PRICE
LLR 85563	Black	619.00 EA



C. Mesh Guest Chair

- High-strength mesh
- 275 lb. capacity
- 27"W x 26"D x 40"H
- Covered by Lorell Limited 5-Year Warranty



Product No.	Color	LIST PRICE
LLR 85566	Black	422.00 EA



D. Mid-Back Chair

- Mesh back with fabric seat
- Tilt with lock, seat height adjustable, 360° swivel, flip-up arms, adjustable lumbar support
- Nylon base with dual-wheel hard casters
- 275 lb. capacity
- 27¾"W x 28"D x 39¾"H
- Covered by Lorell Limited 5-Year Warranty



1 5 6 11*

Product No.	Color	LIST PRICE
LLR 59519	Black	596.00 EA

*For a complete listing of chair features, see page 64.



A. SOHO Mid-Back Chair

- Features mesh back and seat
- Adjustable arm
- Simple synchro control
- Nylon base with casters
- 27¾"W x 27"D x 42¾"H
- Shpg. Wt. 44 lbs.
- Covered by Lorell Limited 5-Year Warranty



1 5 6 9 10 11 *

Product No. Color
LLR 83293 Black

LIST PRICE
607.00 EA



B. High-Back Executive Chair

- Adjustable lumbar support
- Height-adjustable arms with soft pads
- Adjustable seat and back angle
- Tilt and tilt tension
- 28½"W x 22½"D x 45"H
- Covered by Lorell Limited 5-Year Warranty



1 5 6 10 11 *

Product No. Color
LLR 62105 Black

LIST PRICE
702.00 EA



C. Mid-Back Mesh Chairs

- Features breathable mesh back and upholstered seat
- Adjustable arms
- 275 lb. capacity
- 26½"W x 28"D x 25¾"H
- Covered by Lorell Limited 5-Year Limited



1 5 6 10 11

Product No. Color
LLR 84565 Black Fabric

LIST PRICE
574.00 EA



D. Mesh Task Chair

- Mesh back with bonded leather seat
- Gray powder coat base and arms
- Hooded double-wheel casters
- 275 lb. capacity
- 25"W x 25"D x 42"H, Shpg. Wt. 29 lbs.
- Covered by Lorell Limited 5-Year Warranty

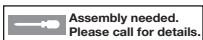


1 5 6 10 11 *

Product No. Color
LLR 69518 Black

LIST PRICE
457.00 EA

*For a complete listing of chair features, see page 64.



‡Cannot be shipped UPS



ERGONOMIC MESH CHAIRS



A. Executive Mid-Back Work Chairs

- Contoured seat
- Mesh back, fabric seat
- 275 lb. capacity
- 27"W x 26"D x 40¾"H
- Covered by Lorell Limited 5-Year Warranty

1 5 6 10 11 *

Product No.	Color	LIST PRICE
LLR 84868	Black	396.00 EA

B. Seat Slider Task Chair & Slipcovers

- Horizontal mesh back task chair is designed with comfort
- Synchro-Tilt Mechanism technology
- Backrest and seat tilt in unison
- Back tilts more than seat and is tension adjustable
- Adjustable arms
- Slipcovers offer variety and feature drawstring closure
- 25½"W x 26½"D x 39"H
- 275 lbs. capacity

1 3 5 6 10 11

Product No.	Color	LIST PRICE
LLR 00590 Slipcovers	Black	494.00 EA
LLR 00591	Red	29.00 EA
LLR 00592	Dark Grey	29.00 EA
LLR 00593	Navy Blue	29.00 EA
LLR 00594	Purple	29.00 EA
LLR 00595	Light Grey	29.00 EA
LLR 00596	Green	29.00 EA
LLR 00597	Black	29.00 EA
LLR 00598	Antimicrobial Black†	37.00 EA
LLR 00599	Antimicrobial Gray†	37.00 EA

†Not Shown



Black



Red




Dark Grey



Navy Blue



Light Grey



Green



NEW!



C. Mid-Back Mesh Task Chairs

- Mesh back
- Up-down polyurethane arm
- Fabric upholstery seat
- 360° Swivel painted cyclinder
- Height-adjustable seat
- Tilt and tilt lock
- 27½"W x 26½"D x 36¾"-39¾"H
- Covered by Lorell Limited 5-Year Warranty

1 5 6 10 11

Product No.	Color	LIST PRICE
LLR 66130	Black/Black Frame	409.00 EA
LLR 66129	Gray/White Frame	409.00 EA

*For a complete listing of chair features, see page 64.



C
O
K
C
0
0
2
0
4



*For a complete listing of chair features, see page 64.



Modern Chair Series

- One piece molded seat and back
- Bonded leather cushions

- Chromed metal arms with leather pads
- Knee tilt, seat-height adjustment, tilt tension adjustment, five lock positions, 360° swivel

- Polished aluminum base
- 275 lb. capacity
- Covered by Lorell Limited 5-Year Warranty



A. High-Back Chair

• 25"W x 26¾"D x 45"H

1 6 8 10 11*

Product No.	Color	LIST PRICE
LLR 59537	Black	879.00-EA
LLR 59502	White	

⚠ **WARNING:** Cancer and Reproductive Harm –
www.P65Warnings.ca.gov



B. Mid-Back Chair

• 25"W x 26"D x 38"H

1 6 8 10 11*

Product No.	Color	LIST PRICE
LLR 59538	Black	797.00-EA
LLR 59503	White	

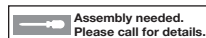
⚠ **WARNING:** Cancer and Reproductive Harm –
www.P65Warnings.ca.gov



C. Guest Chair

• 22¾"W x 23¾"D x 35½"H
• Two per carton

Product No.	Color	LIST PRICE
LLR 59539	Black	1270.00-CT
LLR 59504	White	



Assembly needed.
Please call for details.

‡Cannot be shipped UPS

www.lorellfurniture.com | ML
BidSync



WELLNESS BY DESIGN™

A. Mesh Executive Chair

- Dormeo octaspring technology offers eight times more breathability than traditional memory foam
- Elevated headrest and supportive lumbar foam
- American Chiropractic Association approved
- Seat cushion conforms to body pressure
- Upholstered in bonded leather on seating surfaces
- Height adjustable flip up arms with soft arm rests
- Meets or exceeds BIFMA standards
- 275 lbs. capacity
- 27¾"W x 30"D x 46¾"H, Shpg. Wt. 54 lbs.
- Covered by Lorell Limited 5-Year Warranty

1 5 6 10 11*

Product No.	Color	LIST PRICE
LLR 47921	Black	920.00-EA



Pivoting
Back Lumbar

WELLNESS BY DESIGN™

B. Executive Chair

- American Chiropractic Association approved
- Flexible Air technology is designed to pivot and conform to your movement and provide continuous proper lumbar support
- Spring coils in seat for comfort and support
- Height- and width-adjustable arms with soft upholstered arm rests
- Meets or exceeds BIFMA standards
- 275 lbs. capacity
- 25¼" - 27¾"W x 29¾"D x 42½" - 46¼"H, Shpg. Wt. 58 lbs.
- Covered by Lorell Limited 5-Year Warranty

1 6 11 20*

Product No.	Color	LIST PRICE
LLR 47920	Black	920.00-EA



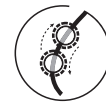
WELLNESS BY DESIGN™

C. Accucel Executive Chair

- American Chiropractic Association approved
- Lumbar Accu-pressure promotes increased circulation
- Accucel technology provides targeted comfort and support
- Dense EVA convoluted foam with durable open mesh covering
- Meets or exceeds BIFMA standards
- 275 lbs. capacity
- 27"W x 25¼"D x 43¾" - 47½"H, Shpg. Wt. 56 lbs.
- Covered by Lorell Limited 5-Year Warranty

1 6 11 20*

Product No.	Color	LIST PRICE
LLR 47422	Black	834.00-EA



D. Revive Executive Chair

- Revive Technology massages your back as you rock back and forth promoting circulation
- Upholstered in commercial grade black bonded leather
- Adjustable-height flip up arms
- Finger tip control for seat height adjustment and tilt function
- 300 lbs. capacity
- BIFMA rated
- ACA endorsed seating
- 24½"W x 24¼"D x 34¼"H, Shpg. Wt. 64 lbs.
- Covered by Lorell Limited 5-Year Warranty

1 5 10 11 12*

Product No.	Color	LIST PRICE
LLR 48730	Black	1196.00-EA



*For a complete listing of chair features, see page 64.

EXECUTIVE LEATHER CHAIRS

C
O
K
C
0
0
2
0
4**A. Serenity Executive High-Back Chair**

- Ergonomically designed seating
- Lumbar moves with user to provide support in all sitting positions
- Unique synchro-slide mechanism
- 3D functional arm
- Five locking positions with 7° of adjustment in each
- Covered by Lorell Limited 5-Year Warranty
- 25¼"W x 23½"D x 40½"H

1 4 5 6 9 11 20*

Product No.	Color	LIST PRICE
LLR 59529	Black Leather	1055.00 EA

24
7**B. Full Function Heavy-Duty Executive Swivel Chairs**

- Cast aluminum base and frame
- Meets/exceeds applicable ANSI/BIFMA standards
- 300 lb. capacity
- 28½"W x 28¼"D x 43½"H, Shpg. Wt. 63 lbs.
- Covered by Lorell Limited 5-Year Warranty

1 4 5 6 9 10 11 20*

Product No.	Color	LIST PRICE
LLR 90040	Black Leather	1286.00 EA
LLR 90041	Black Mesh Back/ Leather Seat	1376.00 EA

⚠ WARNING: Cancer – www.P65Warnings.ca.gov

**WELLNESS BY DESIGN™****C. High-Back Lumbar Support Chair**

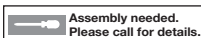
- Pneumatic lumbar support system
- Features a variable air pressure system for customizable lumbar support with digital display
- Bonded leather upholstery
- Knee tilt seat plate with four-position lock
- Five-star metal base with casters
- 275 lb. capacity
- ACA endorsed
- 28½"W x 31"D x 46¾"H, Shpg. Wt. 59 lbs.
- Covered by Lorell Limited 5-Year Warranty

1 5 8 11 13

Product No.	Color	LIST PRICE
LLR 50194	Black	1469.00 EA



For a complete listing of chair features, see page 64.



‡ Cannot be shipped UPS

www.lorellfurniture.com | ML
BidSync



A. Classic Executive Chair

- Bonded leather with upholstered arms
- Tilt tension and tilt lock
- 275 lb. capacity
- 27"W x 32"D x 44½"H, SW 51 lbs.
- Covered by Lorell Limited 5-Year Warranty

1 5 6 10 *

Product No.	Color	LIST PRICE
LLR 62620	Black, Silver Base/Arms	837.00 EA



Black, Silver
Base/Arms



Brown



Black



B. High-Back Leather Chairs

- Bonded leather upholstery
- Soft padded armrests
- Tilt lock
- Adjustable tilt tension
- 28¾"W x 30"D x 44"-45½"H
- Covered by Lorell Limited 5-Year Warranty

1 5 6 10 11 *

Product No.	Color	LIST PRICE
LLR 59497	Black	715.00 EA
LLR 59498	Brown	



C. Low-Back Executive Chairs

- Bonded leather with upholstered arms
- 275 lb. capacity
- 27"W x 32"D x 41"H, Shpg. Wt. 51 lbs.
- Covered by Lorell Limited 5-Year Warranty

1 5 8 10 11 *

Product No.	Color	LIST PRICE
LLR 62622	Black, Silver Base/Arms	785.00 EA
LLR 62623	Brown, Pewter Base/Arms	



Brown, Pewter
Base/Arms



Black, Silver Base/Arms

*For a complete listing of chair features, see page 64.



A. Hi-Back Leather Chair

- Bonded leather
- Chrome steel arm with soft upholstery pad
- Chrome steel spider base
- 275 lb. capacity
- 27 $\frac{3}{8}$ "W x 29 $\frac{3}{8}$ "D x 46 $\frac{1}{8}$ "H
- Covered by Lorell Limited 5-Year Warranty



1 5 6 10 11*

Product No.	Color	LIST PRICE
LLR 20018	Black	700.00 EA



B. Leather Guest Chair

- Bonded leather
- Chrome steel arm with soft upholstery pad
- Chrome sled base
- 275 lb. capacity
- 35 $\frac{3}{8}$ "W x 26 $\frac{1}{8}$ "D x 35"H
- Covered by Lorell Limited 5-Year Warranty



Product No.	Color	LIST PRICE
LLR 20019	Black	533.00 EA



C. High-Back Leather Chair

- Bonded leather back and seat
- Soft padded arms
- Height adjustable, tilt tension and tilt lock
- 275 lb. capacity
- 27"W x 32"D x 44 $\frac{1}{2}$ "H
- Covered by Lorell Limited 5-Year Warranty



1 5 6 10 11*

Product No.	Color	LIST PRICE
LLR 59535	Black	603.00 EA



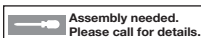
D. Low Back Leather Guest Chair

- Bonded leather with matching PVC black frame
- Upholstered arm pad
- Coordinates with the High-back chair sold at Key C
- 25.3"W x 26.1"D x 36.9"H
- Covered by Lorell Limited 5-Year Warranty



Product No.	Color	LIST PRICE
LLR 67002	Black	440.00 EA

*For a complete listing of chair features, see page 64.



‡Cannot be shipped UPS



A. High-Back Executive Chair

- Bonded leather upholstery and silver powder coat arms
- Features arms that flex when chair is reclined
- Tilt tension and tilt lock
- 275 lb. capacity
- 27"W x 30"D x 43¼" - 46½"H, Shpg. Wt. 49 lbs.
- Covered by Lorell Limited 5-Year Warranty



1 5 6 10 11*

Product No.	Color	LIST PRICE
LLR 60620	Black And Silver	954.00 EA



B. High-Back Executive Chair

- Bonded leather upholstery and silver powder coat arms
- Tilt tension and tilt lock
- 275 lb. capacity
- 27"W x 30"D x 42½" - 45½"H, Shpg. Wt. 46 lbs.
- Covered by Lorell Limited 5-Year Warranty



1 5 6 10 11*

Product No.	Color	LIST PRICE
LLR 60621	Black And Silver	904.00 EA



C. Modern Executive High-Back Chair

- Modern, clean design with comfortable built-in lumbar support
- Chromed metal arms with leather pads
- Polished aluminum base with casters
- 275 lb. capacity
- 27¼"W x 28¾"D x 48½"H
- Covered by Lorell Limited 5-Year Warranty



Product No.	Color	LIST PRICE
LLR 66922	Black	1028.00 EA



D. Leather High-Back Executive Chair

- Black, gun metal finish on base and arms
- 275 lb. capacity
- 27"W x 30"D x 46½"H, Shpg. Wt. 47 lbs.
- Covered by Lorell Limited 5-Year Warranty



1 5 6 10*

Product No.	Color	LIST PRICE
LLR 69516	Black	837.00 EA

*For a complete listing of chair features, see page 64.



A. Managerial Mid-Back Chair

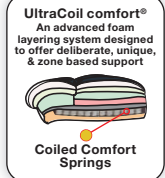
- Tilt tension and tilt lock
- Black, bonded leather
- 275 lb. capacity
- 26¼"W x 27½"D x 38½"-42"H
- Covered by the Lorell Limited 5-Year Warranty



1 5 6 10 11*

Product No. Color
LLR 84869 Black

LIST PRICE
320.00 EA



B. Chadwick Series Executive High-Back Chair

- Fully upholstered with black bonded leather for a rich, classic look
- Open loop arms
- 275 lb. capacity
- Coiled Comfort Springs
- 26"W x 29½"D x 49¼"H
- Covered by Lorell Limited 5-Year Warranty

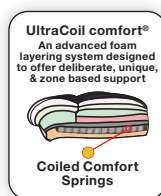


1 5 6 10*

Product No. Color
LLR 60120 Black

LIST PRICE
535.00 EA

⚠ WARNING: Cancer – www.P65Warnings.ca.gov



C. Chadwick Series Managerial Mid-Back Chair

- Fully upholstered with black bonded leather for a rich, classic look
- Open loop arms
- 275 lb. capacity
- Coiled Comfort Springs
- 26"W x 28"D x 42½"H
- Covered by Lorell Limited 5-Year Warranty

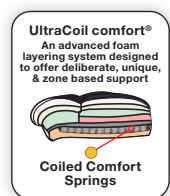


1 5 6 10*

Product No. Color
LLR 60121 Black

LIST PRICE
504.00 EA

⚠ WARNING: Cancer – www.P65Warnings.ca.gov



D. Chadwick Series Guest Chair

- Fully upholstered with black bonded leather for a rich, classic look
- Open loop arms
- 275 lb. capacity
- Coiled Comfort Springs
- 26"W x 28"D x 35"H
- Covered by Lorell Limited 5-Year Warranty



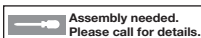
Product No.

Color
LLR 60122 Black

LIST PRICE
392.00 EA

⚠ WARNING: Cancer – www.P65Warnings.ca.gov

*For a complete listing of chair features, see page 64.



Assembly needed.
Please call for details.

‡ Cannot be shipped UPS

www.lorellfurniture.com | ML
BidSync

EXECUTIVE LEATHER CHAIRS

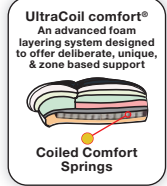


A. European Design Executive Mid-Back Chair

- European-inspired design with stylish and comfortable bonded leather and black poly arm
- Tilt, tilt tension and tilt lock
- 275 lb. capacity
- 27¼"W x 28¼"D x 43½"H
- Covered by Lorell Limited 5-Year Warranty

1 5 6 10 11*

Product No.	Color	LIST PRICE
LLR 84570	Black	640.00 EA



B. Westlake Executive High-Back Chairs

- Bonded leather upholstery with overstuffed cushions
- Waterfall seat and padded arms
- Tilt, tilt tension and tilt lock
- 275 lb. capacity
- 26½"W x 28½"D x 43"-46½"H
- Covered by Lorell Limited 5-Year Warranty

1 5 6 10 11*

Product No.	Color	LIST PRICE
LLR 63280	Saddle/Champagne Finish	847.00 EA
LLR 63286	Black	

▲ WARNING: Cancer – www.P65Warnings.ca.gov



Walnut



Cherry



Mahogany



C. Leather High-Back Executive Chairs

- Elegant executive chair beautifully upholstered in black leather plus with added softness and durability
- Wood finish arms topped with soft arm pads
- Knee tilt
- Tilt, tilt tension, and tilt lock
- Wood finish base with hooded, double wheel casters
- 275 lb. capacity
- 27"W x 31"D x 43"-47"H
- Covered by Lorell Limited 5-Year Warranty

1 5 6 10 11*

Product No.	Color	LIST PRICE
LLR 69531	Black/Mahogany	943.00 EA
LLR 69532	Black/Cherry	
	Black/Weathered	
LLR 69590	Charcoal	



D. Leather Chair

- Fixed looped nylon arm
- Molded foam on back and seat
- Tilt tension control
- 360° swivel painted cylinder
- Adjustable seat height tilt and tilt lock
- 28"W x 29¾"D x 46½"-50½"H
- Covered by Lorell Limited 5-Year Warranty

Product No.	Color	LIST PRICE
LLR 41841	Black	595.00 EA



*For a complete listing of chair features, see page 64.



A. Tufted Leather Executive High-Back Chair

- Bonded leather overstuffed cushions
- Waterfall seat design reduces leg fatigue
- Tilt, tilt tension, and tilt lock
- Five-star nylon base with dual-wheel casters
- 275 lb. capacity
- 25¾"W x 29¾"D x 45½"-49"H
- Covered by Lorell Limited 5-Year Warranty

1 5 6 10 11*

Product No.

Color

LIST PRICE

LLR 60116

Black

734.00 EA



B. Tufted Leather Managerial Mid-Back Chair

- Bonded leather overstuffed cushions
- Waterfall seat design reduces leg fatigue
- Tilt, tilt tension, and tilt lock
- Five-star nylon base with dual-wheel casters
- 275 lb. capacity
- 25¾"W x 29"D x 38½"-42"H
- Covered by Lorell Limited 5-Year Warranty

1 5 6 10 11*

Product No.

Color

LIST PRICE

LLR 60115

Black

700.00 EA



C. High-Back Leather Chair

- Bonded leather back and seat
- Black nylon loop arms with matching arm pads
- Height adjustable, tilt tension adjustable and tilt lock
- 275 lb. capacity
- 27"W x 32"D x 44½"H
- Covered by Lorell Limited 5-Year Warranty

1 5 6 10 11*

Product No.

Color

LIST PRICE

LLR 59532

Black

539.00 EA



D. Soft Executive Chair

- Features beautiful and durable premium vinyl upholstery and high-back styling with lumbar support
- Adjustable height arms
- Pneumatic gas lift seat-height adjustment
- Breathable mesh back with adjustable lumbar support
- 27" 5 star nylon base with hooded double wheel casters
- 27"W x 29"D x 47"H
- Covered by Lorell Limited 5-Year Warranty

1 5 6 10 11*

Product No.

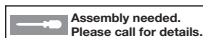
Color

LIST PRICE

LLR 03206

Black

631.00 EA



‡ Cannot be shipped UPS

*For a complete listing of chair features, see page 64.



TRADITIONAL CHAIRS

City of Oklahoma City and
its Trusts

25301



Berkeley Series Seating

- Nail-head trim and deep hand tufting
- Swivel tilt chairs have five-prong steel bases with hardwood caps
- Dark Mahogany finish on all exposed wood
- Vinyl upholstery
- 275 lb. Capacity
- Covered by Lorell Limited 5-Year Warranty



A. Executive High-Back Chair

- 30"W x 32"D x 44"-46"H
- Shpg. Wt. 79 lbs.

1 5 6 10 11

Product No.	Color	LIST PRICE
LLR 60603‡	Burgundy	1423.00- EA



B. Queen Anne Side Chair

- 29"W x 30"D x 39½"H
- Shpg. Wt. 43 lbs.

Product No.	Color	LIST PRICE
LLR 60605‡	Burgundy	1169.00- EA



C. Traditional Captain Chair

- 26"W x 24"D x 30¾"H

Product No.	Color	LIST PRICE
LLR 60600‡	Burgundy	775.00- EA



D. Traditional Executive Leather Chair

- Back and seat cushion upholstered in bonded leather with button tufting
- Wooden arms with upholstered arm pad and nail head trim
- Simple tilt mechanism, wooden base and black casters
- 275 lb. capacity
- 27¼"W x 32½"D x 42¾"H
- Covered by Lorell Limited 5-Year Warranty

1 5 6 10 11 *

Product No.	Color	LIST PRICE
LLR 68250‡	Black Leather	1218.00- EA

*For a complete listing of chair features, see page 64.



E. Leather Guest Chair

- Back and seat cushion upholstered in bonded leather
- Wooden arms with upholstered arms and nail head trim
- 275 lb. capacity
- 25"W x 27½"D x 35¾"H
- Covered by Lorell Limited 5-Year Warranty

Product No.	Color	LIST PRICE
LLR 68252‡	Black Leather	970.00- EA



LORELL
**A. Accord Managerial
Task Chair**

- Contoured molded foam seat and back provide long lasting comfort
- Waterfall seat provides under thigh support
- 275 lb. capacity
- 26¾"W x 26"D x 48¼"-51"H
- Covered by Lorell Limited 5-Year Warranty

1 2 5 16*

Product No.	Color	LIST PRICE
LLR 66153	Black	753.00 EA



Gray



Black



LORELL
B. Mid-Back Task Chairs

- Contoured molded foam seat and back provide long lasting comfort
- Waterfall seat provides under thigh support
- 275 lb. capacity
- 26¾"W x 26"D x 39¼"-42"H
- Shpg. Wt. 51 lbs.
- Covered by Lorell Limited 5-Year Warranty

1 2 5 16*

Product No.	Color	LIST PRICE
LLR 66128	Black	700.00 EA
LLR 66125	Gray	



LORELL
**C. High-Performance
Ergonomic Chairs**

- Contoured seat and back with built-in lumbar support
- Two-way adjustable arms and ratchet back
- 275 lb. capacity
- 29"W x 27¼"D x 45"H
- Covered by Lorell Limited 5-Year Warranty

1 2 4 5 6 10 11 14*

Product No.	Color	LIST PRICE
LLR 60535	Gray	491.00 EA
LLR 60538	Black	



Gray



Blue



Black



LORELL
**D. Bailey Series High-Back
Multi-Task Chairs**

- Deep molded seat and back provide added comfort
- Pronounced lumbar support with 2" back height adjustment
- Adjustable-height and width arms
- 275 lb. capacity
- 23½"W x 23½"D x 33"H
- Shpg. Wt. 57 lbs.
- Covered by Lorell Limited 5-Year Warranty

1 2 5 16*

Product No.	Color	LIST PRICE
LLR 81100	Gray	700.00 EA
LLR 81101	Blue	
LLR 81103	Black	



LORELL
E. Vinyl Task Chair

- Contoured back and seat
- Plastic shell
- Five-star nylon base with dual wheel casters
- 275 lb. capacity
- 24"W x 17.8"D x 38.5"H
- Covered by Lorell Limited 5-Year Warranty

1 5 10

Product No.	Color	LIST PRICE
LLR 84875 6	Black Vinyl	398.00 EA

⚠️ **WARNING:** Cancer and Reproductive Harm –
www.P65Warnings.ca.gov

*For a complete listing of chair features, see page 64.

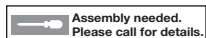


LORELL
**F. Millenia Series Pneumatic
Task Chairs**

- Molded seat and back
- Adjustable-height and -width arms included
- Arms are removable for classic task use
- Height-adjustable back
- 275 lb. capacity
- 24"W x 24"D x 33"-38"H, Shpg. Wt. 25 lbs.
- Covered by Lorell Limited 5-Year Warranty

1 2 3 5

Product No.	Color	LIST PRICE
LLR 80004	Black	404.00 EA
LLR 80005	Gray	
LLR 80006	Blue	



⚠️ Cannot be shipped UPS



A. Mid-Back Chair

- Upholstered seat and back
- Adjustable height and width armrests with pivoting arm pad
- Seat height and tilt tension adjustment
- Tilt lock to freeze back in four positions
- 275 lb. capacity
- 27½"W x 26½"D x 43"H, Shpg. Wt. 48 lbs.
- Covered by Lorell Limited 5-Year Warranty

1 4 9 10 11 20

Product No.	Color	LIST PRICE
LLR 42172	Black	957.00- EA



B. Executive Mid-Back Chair

- Offers a fully upholstered design
- Black frame has stylish open loop arms and five-star nylon base with casters for mobility
- 275 lb. capacity
- 26¼"W x 27½"D x 38½"H
- Covered by Lorell Limited 5-Year Warranty

1 5 6 10 11 *

Product No.	Color	LIST PRICE
LLR 84552	Black	376.00- EA



C. Task Chairs

- Mesh back for cooling airflow
- Adjustable seat height, tilt lock, tilt tension adjustment
- 5-Star base with dual-wheel casters
- Covered by Lorell Limited 5-Year Warranty
- 25½"W x 17¾"D x 34"-38¾"H

1 5 6 10 11

Product No.	Description	LIST PRICE
LLR 84876	Mesh	400.00- EA
LLR 84877	Upholstered	423.00- EA



D. PVC Shell Task Chairs

- Streamlined design
- Plastic shell and polyurethane seat upholstery for easy cleaning
- Adjustable height
- 5-Star base with dual-wheel casters
- 23¾"W x 16½"D x 32¾"-37¾"H

1 5

Product No.	Color	LIST PRICE
LLR 68565	White	386.00- EA
LLR 68566	Black	386.00- EA



*For a complete listing of chair features, see page 64.

For
**Big
&
Tall**
400 lbs.



LORELL

WELLNESS BY DESIGN™

A. Big & Tall Chair With Flexible Air Technology

- Flexible air technology is designed to pivot and conform to your movement and provide continuous proper lumbar support
- Upholstered in durable commercial grade bonded leather
- Task arms and base in a silver finish
- Fingertip control for seat height adjustment
- Tilt, tilt tension and tilt lock
- ACA endorsed seating.
- 28¾"W x 31¼"D x 49"H, Shpg. Wt. 70 lbs.
- Covered by Lorell Limited 5-Year Warranty



1 5 10 11 12*

Product No.	Color	LIST PRICE
LLR 48843‡	Black	1244.00 EA

For
**Big
&
Tall**
400 lbs.



WELLNESS BY DESIGN™

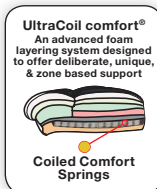
B. Big & Tall Chair With Flexible Air Technology

- Flexible air technology is designed to pivot and conform to your movement and provide continuous proper lumbar support
- Upholstered in durable commercial grade bonded leather
- Heavy-duty arms and base in a silver finish
- Fingertip control for seat height adjustment
- Tilt, tilt tension and tilt lock
- ACA endorsed seating
- 400 lb. capacity
- 28½"W x 31½"D x 48¼"H, Shpg. Wt. 65 lbs.
- Covered by Lorell Limited 5-Year Warranty



1 5 10 11 12*

Product No.	Color	LIST PRICE
LLR 48845‡	Black	1201.00 EA



For
**Big
&
Tall**
500 lbs.



C. Big & Tall Chair

- Weight Capacity 500 lbs.
- Tilt, tilt tension, tilt lock
- High back chair with black bonded leather upholstery
- Chrome metal base and arms with upholstery pad
- Coil spring bag in seat cushion
- Heavy-duty nylon casters
- 29¾"W x 33¼"D x 49¾"H
- Covered by Lorell Limited 5-Year Warranty



1 5 6 10 11*

Product No.	Color	LIST PRICE
LLR 99845‡	Black	1127.00 EA

⚠ WARNING: Cancer – www.P65Warnings.ca.gov

For
**Big
&
Tall**
400 lbs.

D. Mesh Back Heavy-Duty Chair

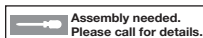
- Heavy-duty mesh-back chair
- 400 lbs. capacity
- Upholstered in black LeatherPlus and features a soft pillow-top cushion
- Breathable mesh back with adjustable lumbar support
- Height adjustable arms, pneumatic gas lift seat height adjustment, a heavy duty spring tilt mechanism, and tilt tension control
- Large 29" steel base with five large heavy duty casters
- 30"W x 27"D x 44"H
- Covered by Lorell Limited 5-Year Warranty



1 5 6 10 11*

Product No.	Color	LIST PRICE
LLR 03207	Black LeatherPlus	777.00 EA

*For a complete listing of chair features, see page 64.



‡ Cannot be shipped UPS

www.lorellfurniture.com | ML
BidSync



For
**Big
&
Tall**
300 lbs.



With Leather Seat

**A. Full Function Heavy-Duty
Executive Swivel Chairs**

- Synchro tilt with seat slide
- Weight Capacity 300 lbs.
- Cast aluminum base and frame.
- Meets/exceeds applicable ANSI/BIFMA standards.
- 28½"W x 28¼"D x 43½"H
- Covered by Lorell Limited 5-Year Warranty

1 4 5 6 9 10 11 20*

Product No.	Color	LIST PRICE
LLR 90040	Black Leather	1286.00 EA
LLR 90041	Black Mesh Back/Leather Seat	1376.00 EA

⚠ **WARNING:** Cancer and Reproductive Harm –
www.P65Warnings.ca.gov



B. Big & Tall Guest Chair

- Low mesh back offers breathability
- Thick seat cushion upholstered in fabric for comfort
- Sturdy powder-coated steel frame
- Padded arms
- 400 lb. weight capacity
- 28½"W x 37¼"D x 34"H
- Covered by Lorell Limited 5-Year Warranty



Product No.	Color	LIST PRICE
LLR 67003	Black	598.00 EA

For
**Big
&
Tall**
450 lbs.



C. Big & Tall Chair

- Weight capacity 450 lbs.
- Tilt, tilt tension, tilt lock
- Bonded leather for back and seat upholstery
- Chromed steel arm with soft pad
- Chromed steel base
- 22¾"W x 30¼"D x 46¾"H
- Covered by Lorell Limited 5-Year Warranty

1 5 6 10 11*

Product No.	Color	LIST PRICE
LLR 40206	Black	1053.00 EA



For
**Big
&
Tall**
350 lbs.



**D. Double Cushion Executive
Big & Tall Chair**

- Weight capacity 350 lbs.
- Tilt, tilt tension, tilt lock
- Bonded leather with double plush cushion seat and back
- 3" double wheel casters
- 33½"W x 31"D x 45½"H
- Covered by Lorell Limited 5-Year Warranty

1 5 6*

Product No.	Color	LIST PRICE
LLR 62624†	Black	990.00 EA



*For a complete listing of chair features, see page 64.

**For
Big
&
Tall
350 lbs.**



A. Big & Tall Chair

- Mesh high-back with lumbar
- Height-adjustable arms with pivoting pads
- Adjustable seat height
- Adjustable back tilt and lock
- 350 lb capacity
- 29½" W x 30¾" D x 46¾" - 40¾" H
- Covered by Lorell Limited 5-Year Warranty



1 5 6 10 11 12*

Product No.	Color	LIST PRICE
LLR 40210‡	Black	1054.00 EA

**For
Big
&
Tall
400 lbs.**



**B. High-Back Mesh Chair,
400 lb. Capacity**

- Suspension mesh back with black bonded leather on seat
- Height-adjustable arms with pad
- Chrome base with heavy-duty casters
- Gas lift seat height adjustment
- Tilt tension adjustment and lumbar adjustment
- Covered by Lorell Limited 5-Year Warranty



1 5 6 10 11

Product No.	Color	LIST PRICE
LLR 62625	Black	947.00 EA

**For
Big
&
Tall
400 lbs.**



C. Leather Big & Tall Chair

- High back bonded leather
- Fixed position upholstered arm rest
- 400 lb. weight capacity
- 29½" W x 27½" D x 44¾" - 48¾" H
- Covered by Lorell Limited 5-Year Warranty



1 5 10 11

Product No.	Color	LIST PRICE
LLR 67004‡	Black	1088.00 EA

**For
Big
&
Tall
450 lbs.**



**D. Big & Tall High Back
Chair With Adjustable Arms**

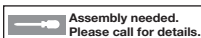
- Bonded leather upholstery for back and seat
- Height adjustable arm with padding
- Tilt tension adjustment
- 360 degree swivel
- 31½" W x 33½" D x 45½" - 48¾" H
- Covered by Lorell Limited 5-Year Warranty



1 5 6 10 11*

Product No.	Color	LIST PRICE
LLR 48846	Black	1035.00 EA

*For a complete listing of chair features, see page 64.



‡Cannot be shipped UPS



GAMING CHAIRS

City of Oklahoma City and
its Trusts

25301

C
O
K
C
0
0
2
0
4



A. Gaming Chair

- High-back gaming chair with two-color upholstery
- Red sandwich mesh
- Upholstered fixed loop arm
- Swivel tilt and seat height adjustment
- Meets BIFMA standards
- 26½"W x 28"D x 47"H
- Shpg. Wt. 47 lbs.
- Covered by Lorell Limited 5-Year Warranty

1 5 6 10 11 *

Product No.	Color	LIST PRICE
LLR 84392	Black/Red	384.00 EA



B. Gaming High-Back Chairs With Bucket Seat

- Racing car style bucket seat
- Two-color polyurethane chair back
- Padded, upholstered flip arms
- Adjustable-height and tilt tension adjustment
- 28¼"W x 29¾"D x 46½"H
- Shpg. Wt. 36 lbs.
- Covered by Lorell Limited 5-Year Warranty

1 5 6 10 11 *

Product No.	Color	LIST PRICE
LLR 84386	Blue/Black	536.00 EA
LLR 84387	Red/Black	

⚠ WARNING: Cancer – www.P65Warnings.ca.gov



Blue/Black

Red/Black



C. Gaming Chairs

- Polyurethane with matching PVC upholstery back and seat
- Flip nylon arm with upholstery pad
- Tilt Tension Control
- Adjustable seat height tilt and tilt lock
- 28¾" x 29½" x 42¾" - 46¾"H
- Covered by Lorell Limited 5-Year Warranty

1 5 6 10 11 *

Product No.	Color	LIST PRICE
LLR 84394	Red/Black	459.00 EA
LLR 84395	Blue/Black	



Red/Black

Blue/Black

*For a complete listing of chair features, see page 64.

**A. High-Back Leather Executive Chair**

- Luxurious leather upholstery with bonded leather seat and back
- Soft padded armrests
- Adjustable-height seat
- Premium synchro tilt mechanism with tilt tension, tilt lock
- 29"W x 28½"D x 46"H
- Covered by Lorell Limited 3-Year Warranty

**1 5 9 10 11**

Product No.

Color

LIST PRICE

LLR 83308

Black

678.00 EA**B. High-Back Leather Executive Chair**

- Center-tilt control features adjustable tension and upright lock, pneumatic seat-height adjustment, 360° swivel, tilt tension and tilt lock
- Plastic, adjustable-height armrests with padding
- 25¼"W x 27"D x 44½"H
- Shpg. Wt. 37 lbs.
- Covered by Lorell Limited 3-Year Warranty

**1 5 6 10 11**

Product No.

Color

LIST PRICE

LLR 41843

Black Bonded Leather

345.00 EA**C. High-Back Leather Executive Chair**

- Butterfly mechanism center-tilt control features adjustable tension and upright lock, pneumatic seat-height adjustment
- 360° swivel, tilt tension and tilt lock
- Plastic armrest with padding
- 25½"W x 27¾"D x 45½"H
- Shpg. Wt. 38 lbs.
- Covered by Lorell Limited 3-Year Warranty

**1 5 6 10 11**

Product No.

Color

LIST PRICE

LLR 41844

Black Bonded Leather

400.00 EA**D. Mid-Back Leather Chair With Flip Armrest**

- Soft upholstery with padded armrest
- Height adjustable seat with tilt
- 25½"H x 28"D x 42½"H
- Shpg. Wt. 37 lbs.
- Covered by Lorell Limited 3-Year Warranty

**1 5 6 10 11**

Product No.

Color

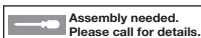
LIST PRICE

LLR 81802

Black Bonded Leather

482.00 EA

*For a complete listing of chair features, see page 64.



‡Cannot be shipped UPS



A. High-Back Leather Chair

- Bonded leather chair features matching fixed arm with padding
- Adjustable-height with tilt
- 24"W x 26½"D x 38¼"H
- Shpg. Wt. 39 lbs.
- Covered by Lorell Limited 3-Year Warranty

1 5 6 10 11 *

Product No.	Color	LIST PRICE
LLR 81801	Black Bonded Leather	376.00 EA



B. High-Back Leather Chair With Flip Armrest

- Features padded painted flip armrest with soft upholstery
- Fixed arm
- Adjustable-height with tilt and tilt tension adjustment
- 26"W x 31½"D x 47½"H
- Shpg. Wt. 46 lbs.
- Covered by Lorell Limited 3-Year Warranty

1 5 6 10 11 *

Product No.	Color	LIST PRICE
LLR 81803	Black Bonded Leather	597.00 EA

⚠ WARNING: Cancer – www.P65Warnings.ca.gov



NEW!

Available January 2023

C. Manager's Leather Chair

- Features bonded leather back and seat
- Offers adjustable height and swivel/tilt with tilt lock and tilt tension
- Fixed loop arms
- 275 lb. capacity
- 24½" W x 24½" D" x 41¾" - 45¾"H

1 5 6 10 11 *

Product No.	Color	LIST PRICE
LLR 41851	Black	389.00 EA

*For a complete listing of chair features, see page 64.

SOHO by
LORELL

**A. SOHO
Mid-Back
Task Chair**

- Adjustable lumbar support
- Adjustable-height arms
- Tilt tension also adjusts
- 27¾"W x 27"D x 43½"H
- Covered by Lorell Limited 3-Year Warranty

1 5 6 10 20

Product No.	Color	LIST PRICE
LLR 83307	Black	480.00 EA


**B. SOHO
Mid-Back
Task Chair**

- Mesh back with black fabric upholstered seat
- Adjustable-height, lumbar support
- Pneumatic seat-height adjustment
- 360° swivel
- Tilt tension and tilt lock
- Locks in straight up position
- Adjustable-height armrest
- 24½"W x 25¼"D x 42½"H
- Shpg. Wt. 32 lbs.
- Covered by Lorell Limited 3-Year Warranty

1 5 6 10 11

Product No.	Color	LIST PRICE
LLR 41842	Black	368.00 EA


**C. SOHO Office
Mesh Back
Task Chair**

- Coil spring in padded seat for more comfort
- Adjustable-height seat with tilt lock
- Adjustable tilt tension
- 24.6"W x 14.3"D x 23.6"H
- Covered by Lorell Limited 3-Year Warranty

1 5 6 10*

Product No.	Color	LIST PRICE
LLR 99846	Black	399.00 EA


D. SOHO Mesh Back Armless Task Chair

- Breathable mesh back
- Adjustable-height seat with thick cushion for comfort
- Adjustable tilt tension
- 24.4"W x 22.9"D x 37.4"H
- Covered by Lorell Limited 3-Year Warranty

1 5 6 10

Product No.	Color	LIST PRICE
LLR 83304	Black	329.00 EA


E. SOHO Big & Tall Mesh Back Chair

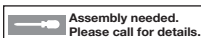
- 350 lb. capacity
- 22" wide fabric seat
- Adjustable-height and -width
- Soft padded adjustable arms
- Up and down adjustment with tilt and tilt tension adjustment
- 29½"W x 29½"D x 42½"H
- Shpg. Wt. 55 lbs.
- Covered by Lorell Limited 3-Year Warranty

1 5 6 10 11

Product No.	Color	LIST PRICE
LLR 81804	Black	768.00 EA



*For a complete listing of chair features, see page 64.



‡Cannot be shipped UPS

 www.lorellfurniture.com | ML
 BidSync



SOHO by
LORELL



A. SOHO Task Chair

- Fabric seat and back cushioned for comfort
- Waterfall edge for improved circulation
- Adjustable tilt tension
- 26"W x 27 1/8"D x 40"H
- Covered by Lorell Limited 3-Year Warranty



5 6 10

Product No.	Color	LIST PRICE
LLR 83306	Black	290.00 EA



B. Multitask Chair

- Breathable mesh back
- Upholstered with fabric
- Fixed mechanism with height adjustment function without tilt function
- Five-star nylon base
- Meets or exceeds BIFMA standards
- 23"W x 24 3/4"D x 32 3/4"-37"H
- Covered by Lorell Limited 3-Year Warranty

1 2 3

Product No.	Color	LIST PRICE
LLR 82095	Black	301.00 EA



C. Multitask Chair

- Fabric back and seat cushion
- Five-star nylon base with dual wheel casters
- 23"W x 24 3/4"D x 32 3/4"-37"H
- Covered by the Lorell Limited 3-Year Warranty



1 5

Product No.	Color	LIST PRICE
LLR 84863	Black	274.00 EA

*For a complete listing of chair features, see page 64.



A. Upholstered Task Chair

- Upholstered seat and back
- 360 degree swivel
- Adjustable seat height
- 23 3/4"W x 25 3/4"D x 31 1/2" - 33 3/4"H
- Covered by Lorell Limited 5-Year Warranty

1 5*

Product No.	Color	LIST PRICE
LLR 68546	Black Vinyl	428.00 EA
LLR 68547	Gray Fabric	428.00 EA



B. Barrel Task Chair

- Integrated back and seat
- Flax velvet upholstery seating
- Detachable seating
- 360 Swivel
- Chrome steel base

1 5 6 11*

Product No.	Color	LIST PRICE
LLR 68548	Black	506.00 EA



C. Resimercial Task Chair

- Task chair with resimercial style
- Low back fabric chair features chrome cylinder with 5-star base with black casters
- Swivel control
- Height adjustable from 31 1/2" - 34 3/4"
- 24 3/4"W x 24 3/4"D x 34 3/4"H
- Shpg. Wt. 33 lbs.
- Covered by Lorell Limited 5-Year Warranty

1 5*

Product No.	Color	LIST PRICE
LLR 68570	Gray	504.00 EA



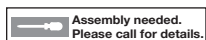
D. Resimercial Task Chair

- Task chair with resimercial style
- Low back fabric chair features chrome cylinder with 5-star base with black casters
- Swivel control
- Meets BIFMA requirements
- 25 1/2"W x 27 3/4"D x 28 1/2"-31 1/2"H
- Shpg. Wt. 13 lbs.
- Covered by Lorell Limited 3-Year Warranty

1 5 6 10 11*

Product No.	Color	LIST PRICE
LLR 68571	Gray	308.00 EA

*For a complete listing of chair features, see page 64.



‡Cannot be shipped UPS



STOOLS

C
O
K
C
O
O
2
0
4**A. Stool**

- Drafting stools with molded fabric seat and black mesh back
- Adjustable height foot ring
- 275 lb. capacity
- 27"W x 25"D x 48"H
- Covered by Lorell Limited 5-Year Warranty

1 5 9

Product No.	Color	LIST PRICE
LLR 43100	Black	838.00 EA

**B. Vinyl Contour-Back Stool**

- Contoured back stool features a plastic shell upholstered in easy-to-clean vinyl
- Seat features height-adjustment without tilt
- Adjustable footring from 19 3/4" to 27"
- 360-degree swivel
- 5-Star base with casters
- 275 lb. capacity
- 24 1/4"W x 25 3/4"D x 36 1/4"-44"H
- Covered by Lorell Limited 5-Year Warranty

Product No.	Color	LIST PRICE
LLR 62627	Black	497.00 EA

**C. Ergomesh Series Mid-Back Stool**

- Mesh back and fabric mesh seat
- Adjustable footring
- 275 lb. capacity
- 26"W x 21"D x 50"H
- Covered by Lorell Limited 5-Year Warranty

1 2 6

Product No.	Color	LIST PRICE
LLR 86801	Black	431.00 EA

**D. Millenia Task Stools**

- Molded seat and back
- Adjustable-height stool with adjustable chrome footring
- 275 lb. capacity
- 24"W x 24"D x 40 1/2"-50 1/2"H
- Covered by Lorell Limited 5-Year Warranty

1 2 3 5

Product No.	Color	LIST PRICE
LLR 80008	Black	443.00 EA
LLR 80009	Gray	
LLR 80010	Blue	

**E. Pneumatic Lift Stool**

- Dual wheel casters
- Chrome base
- 16" round vinyl covered seat
- Back is 10" high x 16" wide
- 275 lb. capacity
- 24"W x 24"D x 36"H
- Covered by Lorell Limited 5-Year Warranty

1 3 5 *

Product No.	Color	LIST PRICE
LLR 69511	Black	355.00 EA

**F. Pneumatic Lift Stool**

- Dual wheel casters
- Chrome base
- 16" round vinyl covered seat
- 275 lb. capacity
- 24"W x 24"D x 23"H
- Covered by Lorell Limited 5-Year Warranty

1 5

Product No.	Color	LIST PRICE
LLR 69513	Black	279.00 EA

*For a complete listing of chair features, see page 64.



A. Training Room Guest Chair

- Mesh back with black fabric seat
- Four legs with swivel casters
- Seat flips up for nesting chairs together
- Black powder coat frame
- Armless: 24 $\frac{3}{8}$ "W x 24"D x 37"H
- With Arms: 24 $\frac{3}{4}$ "W x 24"D x 37"H
- Covered by Lorell Limited 5-Year Warranty
- **Two per carton**



Product No.	Color	LIST PRICE
LLR 84385	Black	570.00 CT
With Arms		
LLR 84374†	Black	634.00 CT



B. Mesh Back Nesting Chairs

- Nesting chairs with fabric upholstered foldable seat
- Powder coat frame with nylon casters
- Arms have plastic arm cap
- Armless: 20 $\frac{1}{4}$ "W x 22 $\frac{7}{8}$ "D x 35 $\frac{3}{8}$ "H
- With Arms: 24 $\frac{3}{8}$ "W x 22 $\frac{3}{4}$ "D x 35 $\frac{3}{8}$ "H
- Shpg. Wt. 47 lbs.
- Covered by Lorell Limited 5-Year Warranty
- **Two per carton**



Product No.	Color	LIST PRICE
LLR 41846	Black	732.00 CT
With Arms		
LLR 41845	Black	790.00 CT

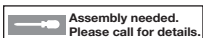


C. Plastic Back Nesting Chairs

- Nesting chairs with fabric upholstered foldable seat
- Powder coat frame with nylon casters
- Arms have plastic arm cap
- Armless: 20 $\frac{1}{8}$ "W x 22 $\frac{1}{8}$ "D x 35 $\frac{3}{8}$ "H
- With Arms: 20 $\frac{1}{2}$ "W x 22 $\frac{1}{8}$ "D x 35 $\frac{3}{8}$ "H
- Shpg. Wt. 47 lbs.
- Covered by Lorell Limited 5-Year Warranty
- **Two per carton**



Product No.	Color	LIST PRICE
LLR 41848	Black	620.00 CT
With Arms		
LLR 41847	Black	657.00 CT



†Cannot be shipped UPS



Guest Chairs & Stool

- Guest chair features a back mold to natural back curvature
- Nylon pads top the fixed arms that are built into the four square tube legs
- Use for your lobby or large meeting areas
- Stack up to 4 high

- Available in mesh back with fabric seat; or easy clean antimicrobial vinyl seat and back
- Available with or without casters, except in stool configuration
- Modern silver frame color contrasts with black upholstery
- Covered by Lorell Limited 5-Year Warranty



A. Mesh Guest Chair With Fabric Seat

- 22 $\frac{7}{8}$ "W x 22 $\frac{3}{4}$ "D x 32 $\frac{1}{2}$ "H
- Shpg. Wt. 20 lbs.



Product No.	Color	LIST PRICE
LLR 30956	Black	398.00 EA

B. Mesh Guest Chair With Fabric Seat, And Casters

- 22 $\frac{7}{8}$ "W x 22 $\frac{3}{4}$ "D x 32 $\frac{1}{2}$ "H
- Shpg. Wt. 20 lbs.



Product No.	Color	LIST PRICE
LLR 30953	Black	414.00 EA

C. Mesh Guest Stool With Fabric Seat

- 23 $\frac{3}{8}$ "W x 22 $\frac{3}{4}$ "D x 42 $\frac{1}{2}$ "H
- Shpg. Wt. 20 lbs.



Product No.	Color	LIST PRICE
LLR 30954	Black	433.00 EA

NEW!

D. Antimicrobial Vinyl Guest Chairs

- Antimicrobial vinyl upholstery on both seat and back
- 275 lb. weight capacity
- Stack up to four chairs
- 23 $\frac{3}{8}$ "W x 22 $\frac{3}{4}$ "D x 32 $\frac{1}{2}$ "H



Product No.	Color	LIST PRICE
Without Casters		
LLR 30950	Black	355.00 EA
With Casters		
LLR 30951	Black	370.00 EA

Available January 2023

**A. Advent Stack Chairs With Arms
& Upholstered Seat & Back**

- Heavy-duty tubular steel black frame with non-marring floor glides
- 300 lb. capacity
- Stacks four high/10 high on stacking dolly
- Upholstered seat and back
- 25½"W x 25"D x 33"H
- Limited Lifetime Warranty
- Built, engineered and designed in USA
- **Two per carton**



Product No.	Color	LIST PRICE
LLR 83114‡	Black	733.00 CT
♦ LLR 83114 ____	Special Order	
⚠ WARNING: Cancer and Reproductive Harm – www.P65Warnings.ca.gov		

ITEMS A-E ARE
GREENGUARD
CERTIFIED**B. Advent Plastic Stack Chair With Arms**

- Heavy-duty tubular steel black frame with non-marring floor glides
- Soft touch polyurethane arms
- 300 lb. capacity
- Stacks four high/10 high on stacking dolly
- Molded plastic seat and back
- 25½"W x 25"D x 33"H
- Limited Lifetime Warranty
- Built, engineered and designed in USA
- **Two per carton**



Product No.	Color	LIST PRICE
LLR 99969‡	Black	593.00 CT
⚠ WARNING: Cancer and Reproductive Harm – www.P65Warnings.ca.gov		

C. Stacking Dolly

Product No.	Color	LIST PRICE
LLR 99968	Black	395.00 EA
⚠ WARNING: Cancer and Reproductive Harm – www.P65Warnings.ca.gov		

How to OrderFor order accuracy, include fabric/finish code
whenever these appear ____For example, Key B
LLR 83115 ____LLR 83115A201 for Green (A201)
LLR 83115A205 for Black Vinyl (A205)Check out color options from Lorell. Numerous color
options available with additional lead time.
See pages 78-79 for additional fabrics
Special orders are non-returnable.

♦ Special order color fabrics require 3-4 weeks lead time.

**For
Big
&
Tall
600 lbs.****D. Advent Bariatric Chairs**

- Upholstered seat and back with black soft touch polyurethane arms
- Steel reinforced seat and back
- Warranted up to 600 lbs
- 36½"W x 25"D x 33"H
- Limited Lifetime Warranty
- Does not stack



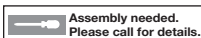
Product No.	Color	LIST PRICE
LLR 83120‡	Black	531.00 EA
♦ LLR 83120 ____‡	Special Order	
⚠ WARNING: Cancer and Reproductive Harm – www.P65Warnings.ca.gov		

**E. Advent Guest Chair With Mesh Back**

- Heavy-duty tubular steel black frame
- Upholstered seat and mesh back
- Designed, engineered and built in USA
- 25½"W x 25"D x 33"H
- Limited Lifetime Warranty
- **Two per carton**



Product No.	Color	LIST PRICE
LLR 83112‡	Black	706.00 CT
⚠ WARNING: Cancer and Reproductive Harm – www.P65Warnings.ca.gov		



‡ Cannot be shipped UPS



GUEST CHAIRS

City of Oklahoma City and
its Trusts

25301

C
O
K
C
0
0
2
0
4



A. Guest Chair With Mesh Back

- Plastic frame and arms
- 275 lb capacity
- Includes optional casters and glides
- 24½"W x 23¾"D x 33¾"H
- Covered by Lorell 5-Year Warranty



Product No.	Color	LIST PRICE
LLR 60511	Black	458.00 EA



B. Stackable Guest Chair With Arms

- Fully upholstered backs and seats
- Stack four high
- 1½" hooded dual-wheel casters
- Steel frame with black powder-coat finish
- 275 lb. capacity
- Meets or exceeds applicable ANSI/BIFMA standards
- 23½"W x 23½"D x 33"H, Shpg. Wt. 25 lbs.
- Covered by Lorell Limited 5-Year Warranty
- Two per carton



Product No.	Color	LIST PRICE
LLR 65965	Black	906.00 CT



C. Reception Side Chair

- Painted tubular steel frame
- Molded cap arms
- Stacks up to four high
- Mesh back with fabric waterfall seat
- 275 lb. capacity
- 23¾"W x 23½"D x 33"H
- Covered by Lorell Limited 5-Year Warranty



Product No.	Color	LIST PRICE
LLR 69506	Black	250.00 EA



D. Guest Chair

- Breathable mesh woven back with padded faux leather seats
- Designed for medium use
- 275 lbs. weight capacity
- 24"W x 23½"D x 32¾"H
- Covered by Lorell Limited 5-Year Warranty



Product No.	Color	LIST PRICE
LLR 60462	Black Faux Leather Seat	510.00 EA



Black Vinyl



E. Reception Guest Chairs

- Contemporary arm style with powder coat steel frame
- Molded arm caps
- Stackable up to four high
- 275 lb. capacity
- 23¾"W x 23½"D x 30½"H
- Covered by Lorell Limited 5-Year Warranty



Product No.	Color	LIST PRICE
LLR 69507	Black Vinyl	230.00 EA

C
O
K
C
0
0
2
0
4

Round Leg



Square Leg

**A. Clear Sleeve Floor
Protectors & Sliders**


- Transparent flexible sleeve conforms to the shape of the leg and blends in with most furniture
- Stays in place without adhesive
- Allows furniture to move effortlessly on hard wood floors
- The clear sleeve floor protector has a cushioned felt tip that lasts longer than standard felt pads

Product No.	Description	LIST PRICE
For Use On Hard Floors		
LLR 49320	Fits 7/8" - 1 1/8" Round Legs, 3/4" Square Legs - 8/pack	19.29 PK
LLR 00127	Fits 1" Round Legs; 1" Square Legs - 100/bag	187.29 BG
LLR 49321	Fits 1 1/8" - 1 1/4" Round Legs, 1" Square Legs - 8/pack	21.39 PK
LLR 00128	Fits 1 1/4" Round Legs; 1 1/4" Square Legs - 100/bag	203.39 BG
LLR 42591	Fits 1 1/2" - 1 5/8" Round Legs; 1 3/8" - 1 1/4" Square Legs - 8/bag	21.39 BG
LLR 42592	Fits 1 5/8" - 1 3/4" Round Legs; 1 5/8" - 1 3/8" Square Legs - 8/bag	21.39 BG

**B. VersaGlide Chair Tips with Felt**

- Durable and easy to install
- Nails into any wood leg
- Works for every size leg
- Preserves floor and stops scratching
- Last 3X longer than conventional felt pads
- Recommended for all hard floor surfaces
- 16 per bag

Product No.	Size	LIST PRICE
LLR 49323	Fits 7/8"	38.59 BG
LLR 49327	Nail In	23.35 BG

**C. Slip-On Floor Savers**

- Easy to install, extremely durable and no adhesive required
- Protect floor surfaces from scratches and rust stains
- Help keep rooms quiet by reducing noise when moving chairs and tables
- Reduce furniture damage by alleviating stress on joints
- Re-engineered to grip leg tighter with a passive locking system
- Recommended for hard floor surfaces
- Fits 1"-1 5/8" Round Rings

Product No.	Packed	LIST PRICE
LLR 49318	8	28.89 PK
LLR 00121	100	284.69 BX

**D. Slip-Over Floor Saver**

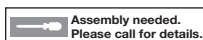
- Installs over existing glide
- Ultra durable, no adhesive is required and easy to install
- Protect floor surfaces from scratches and rust stains
- Help keep rooms quiet by reducing noise when moving chairs and tables
- Reduce furniture damage by alleviating stress on joints
- Recommended for hard floor surfaces
- 8 per pack

Product No.	Size	LIST PRICE
LLR 49317	Recommended For Glides 1"-1 3/8" Diameter	26.19 PK

**E. Wrap Around Floor Saver**

- Protect floor surfaces from scratches and rust stains
- Dramatically reduces noise and are extremely durable
- Easy to apply, peel and stick
- Conform to the rail for perfect fit and wings attach to themselves for long lasting hold
- Recommended for most size rails and can be applied directly to rail or over existing glide
- Recommended for hard floor surfaces
- Fits most stack chairs

Product No.	Size	Packed	LIST PRICE
LLR 49319	1 7/8" x 2 3/8"	16	37.49 PK
LLR 49329	1 7/8" x 3 1/8"	16	32.39 BG
LLR 00126	1 7/8" x 2 3/8"	100	191.59 BG

Assembly needed.
Please call for details.

†Cannot be shipped UPS

CHAIRMAT SELECTOR GUIDE & ACCESSORIES



A. Premium Dual Wheel Casters

- Nylon construction with chromed metal stems
- 2 3/8" diameter dual wheels and full hoods
- Set includes five casters, five standard stems and five large stems
- Covered by Lorell Limited 5-Year Warranty



Product No.	Description	LIST PRICE
LLR 33446	Soft Wheel	53.00 ST



B. Bell Glides

- Change any office chair into a stationary chair using these handy bell glides with a 2 1/2" height to maintain chair height
- 2 1/4" base diameter provides stability
- Nylon glides are equipped with large stems made of chromed metal
- Covered by Lorell Limited 5-Year Warranty



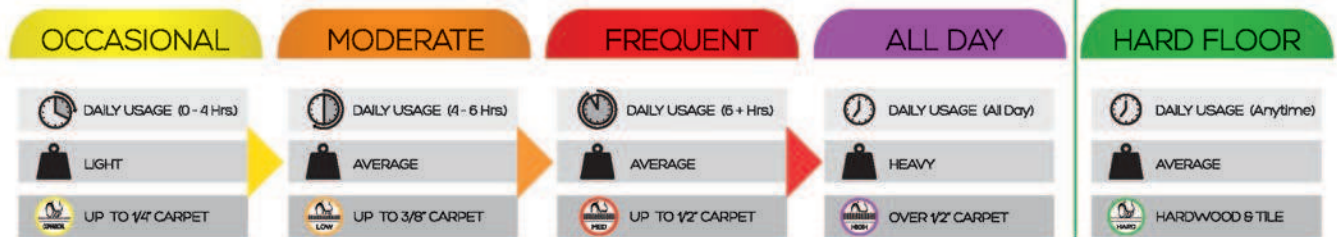
Product No.	LIST PRICE
LLR 33447	39.00 ST

Chairmat Selector Guide

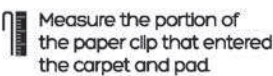
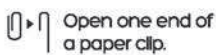
1. Determine surface:

FOR CARPET

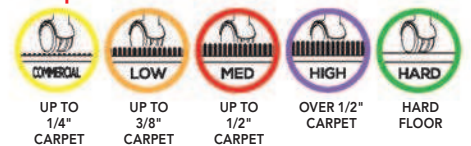
2. Determine use. For greater use, weight or carpet thickness, move right:



3. Measuring your carpet thickness:



Carpet thickness:



4. Measure your space:



Extend the life of your carpet, or hard floor with a chairmat.

- The rolling casters of a chair can tear and pull at carpets or create marks in hard floors – but a chairmat acts as a line of defense against any damage. They also help your chair roll smoothly, helping to prevent any unnecessary strain.



**Studded/
Gripper Back**
Notched studs grip carpet, but won't pierce or damage carpet backing.



Smooth Edge
Smooth edge for easy-on/easy-off chair movement.





Crystal Clear
Transparent mats let the beauty of your flooring shine through.



Anti-Static
Designed for use with sensitive electronic equipment. Chemically formulated to dissipate static electricity before it has a chance to damage sensitive equipment.



Checked Back
Premium mat features innovative checkered grid on bottom for optimum carpet grip.




A. Premium Tempered Glass Chairmats

- Suitable for any floor type including high or low pile carpet
- Durable tempered glass can hold 1,000 lbs.
- Smooth gliding, scratch-resistant, antistatic and easily cleaned
- Includes clear rubber adhesive pads that can be applied to protect hard flooring surfaces
- Covered by Lorell Limited Lifetime Warranty



Product No.	Description	Size	LIST PRICE
LLR 82835†	Rectangular	48" x 60"	273.00 EA
LLR 82837	Rectangular	45" x 53"	394.00 EA
LLR 82834†	Rectangular with Lip	44" x 50"	217.00 EA
LLR 82836	Rectangular with Lip	36" x 48"	288.00 EA
LLR 82833	Rectangular	36" x 46"	162.00 EA




B. Polycarbonate Chairmats

- Durable and resilient for all types of flooring
- Perfect for big & tall applications
- Offered in studded and non-studded
- Covered by Lorell Limited Lifetime Warranty



Product No.	Description	Size	LIST PRICE
Non-Studded: For Hard Floors			
LLR 69706	Rectangular	36" x 48"	136.00 EA
LLR 69707†	Rectangular	45" x 53"	205.00 EA
LLR 69708†	Rectangular	46" x 60"	213.00 EA
Studded: For Low, Medium, and High Pile Carpets			
LLR 69703	Rectangular	36" x 48"	153.00 EA
LLR 69704†	Rectangular	45" x 53"	222.00 EA
LLR 69705†	Rectangular	46" x 60"	256.00 EA



C. XXL Polycarbonate Chairmats

- Durable and resilient for all types of hard floor and carpet
- 100% recyclable where facilities exist.
- Covered by Lorell Limited Lifetime Warranty



Product No.	Description	Size	LIST PRICE
LLR 02357†	Rectangular	60" x 60"	290.00 EA
LLR 02358†	Rectangular	60" x 79"	376.00 EA



D. Medium Pile Chairmats

- Smooth edge for easy on-off chair movement
- Safeguards up to medium pile carpets
- Covered by Lorell Limited Lifetime Warranty



Product No.	Description	Size	LIST PRICE
LLR 25754†	Rectangular	46" x 60"	265.00 EA
LLR 25755†	Wide, Lip	46" x 60", 25" x 12"	248.00 EA
LLR 25756†	Wide, Lip	45" x 53", 25" x 12"	198.00 EA
LLR 25757	Standard, Lip	36" x 48", 19" x 10"	186.00 EA
LLR 69156†	L-Workstation, Lip	60" x 66", 20" x 12"	366.00 EA

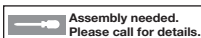


E. Plush Pile Chairmats

- Remarkable performance and resilient protection for plush pile carpets
- Crystal clear design
- Covered by Lorell Limited Lifetime Warranty



Product No.	Description	Size	LIST PRICE
LLR 69164†	Rectangular	46" x 60"	362.00 EA
LLR 69165†	Wide, Lip	46" x 60", 25" x 12"	357.00 EA
LLR 69166†	Wide, Lip	45" x 53", 25" x 12"	282.00 EA



Assembly needed.
Please call for details.

†Cannot be shipped UPS

CHAIRMATS

**A. Economy Chairmats**

- For Occasional Use
- Lightweight vinyl construction
- For use on low pile commercial carpet
- Studded with beveled edge
- Covered by Lorell Limited Lifetime Warranty



Product No.	Description	Size	LIST PRICE
LLR 02156	Standard, Lip	36"x48", 19"x10"	117.00 EA
LLR 02157‡	Wide, Lip	45"x53", 25"x12"	138.00 EA
LLR 02158‡	Rectangular	46"x60"	174.00 EA

**B. Parcel Ship Rolled Chairmats For Low Pile, Medium Pile And Hard Floors**

- Rolled and individually boxed to ship UPS
- Protects carpets and hard floors from wear and tear caused by casters
- Slip- and scuff-resistant
- Greenguard Certified
- Covered by Lorell Limited Lifetime Warranty



Product No.	Description	Size	LIST PRICE
For Low Pile Carpeted Floors			
LLR 82819	Standard, Lip	36"x48", 19"x10"	165.00 EA
LLR 82820	Wide, Lip	45"x53", 25"x12"	211.00 EA
LLR 82821	Rectangular	46"x60"	273.00 EA
For Low and Medium Pile Carpeted Floors			
LLR 82822	Standard, Lip	36"x48", 19"x10"	186.00 EA
For Hard Floors			
LLR 82825	Rectangular	36"x48"	119.00 EA
LLR 82826	Wide, Lip	45"x53", 25"x12"	143.00 EA
LLR 82827	Rectangular	46"x60"	163.00 EA

**C. Hard Floor Chairmat**

- Ideal for wood, vinyl and tile floors
- Protects floors from shoe scuffs and caster damage
- Straight edge
- No studs
- Greenguard Certified
- Covered by Lorell Limited Lifetime Warranty



Product No.	Description	Size	LIST PRICE
LLR 69167‡	Wide, Lip	45"x53", 25"x12"	172.00 EA
LLR 69168‡	Wide, Lip	46"x60", 25"x12"	205.00 EA
LLR 69169‡	Rectangular	46"x60"	198.00 EA

**D. Low Pile Chairmats**

- For Moderate Use
- Designed and properly weighted for firm, low pile carpets with little or no padding
- Slip- and scuff-resistant
- Studded back with beveled edge
- Covered by Lorell Limited Lifetime Warranty



Product No.	Description	Size	LIST PRICE
LLR 69157	Standard, Lip	36"x48", 19"x10"	129.00 EA
LLR 69158‡	Wide, Lip	45"x53", 25"x12"	158.00 EA
LLR 69159‡	Wide, Lip	46"x60", 25"x12"	218.00 EA
LLR 69160‡	Rectangular	46"x60"	205.00 EA

All items on this page
are Covered
by Lorell Limited
Lifetime Warranty.



ITEMS B-C ARE
GREENGUARD
CERTIFIED



L-Workstation



Rectangular



Standard Lip



Wide Lip



A. Foam Lumbar Back Support

- Ergonomic lumbar support
- 13 $\frac{3}{8}$ "W x 15 $\frac{1}{8}$ "D x 4 $\frac{1}{2}$ "H
- Covered by Lorell Limited 5-Year Warranty



Product No.	Color	LIST PRICE
LLR 42170	Black	92.00 EA



B. Mesh Lumbar Back Support

- Ergonomic lumbar support
- Mesh design to maintain coolness
- 13 $\frac{3}{8}$ "W x 15 $\frac{1}{8}$ "D x 4 $\frac{1}{2}$ "H
- Covered by Lorell Limited 5-Year Warranty



Product No.	Color	LIST PRICE
LLR 42171	Black	78.00 EA



C. Butterfly-Shaped Seat Cushion

- 3" thick Memory Foam
- U-Shaped for airflow
- 18"W x 13"D x 3"H


Product No.	Color	LIST PRICE
LLR 18307	Black	109.00 EA



D. Adjustable Height Footrest

- Ergonomic design supports your legs at the most comfortable height and tilt
- Surface bumps massage feet and improve circulation
- Three height adjustment levels from 4" to 6 $\frac{1}{2}$ "
- Simple foot action adjusts tilt smoothly and quietly
- 18"W x 13"D x 4" - 6 $\frac{1}{2}$ "H

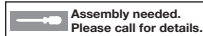
Product No.	Color	LIST PRICE
LLR 12818	Black	64.32 EA



E. Rocking Footrest

- Ergonomic design to reduce muscle strain and fatigue
- Sturdy high-impact plastic construction
- Curved leg undercarriage encourages rocking motion
- Rubber padded feet keep footrest in place
- 17 $\frac{3}{4}$ "W x 13 $\frac{3}{8}$ "D x 3"H

Product No.	Color	LIST PRICE
LLR 62880	Black	76.00 EA



‡ Cannot be shipped UPS



BOOKCASES

City of Oklahoma City and
its Trusts

25301

C
O
K
C
O
O
2
0
4



LORELL® Veneer Series

- Wood bookcases
- High-quality veneer bookcases
- Solid ¾" thick shelves adjust in 1¼" increments with pin-hole attachments
- Bookcases have laminated matching grain-colored backs on interior and unfinished back side
- CARB compliant
- Covered by Lorell Limited 5-Year Warranty

	Product No. Mahogany	Product No. Cherry	Size	Shpg. Wt.	LIST PRICE
6-Shelf	LLR 60075‡	LLR 89055‡	36"W x 12"D x 84"H	124 lbs.	852.00 EA
	LLR 60074‡	LLR 89054‡	36"W x 12"D x 72"H	124 lbs.	835.00 EA
5-Shelf	LLR 60073‡	LLR 89053‡	36"W x 12"D x 60"H	89 lbs.	669.00 EA
4-Shelf	LLR 60072‡	LLR 89052‡	36"W x 12"D x 48"H	73 lbs.	564.00 EA
3-Shelf	LLR 60071	LLR 89051	36"W x 12"D x 36"H	56 lbs.	451.00 EA
2-Shelf	LLR 60070	LLR 89050	36"W x 12"D x 30"H	52 lbs.	403.00 EA

⚠ **WARNING:** Reproductive Harm – www.P65Warnings.ca.gov



LORELL® Laminate Bookcases

- Offers high quality laminate construction and contemporary design
- Shelves are ¾" thick and adjust in 1" increments
- One piece finished back
- Greenguard certified
- Covered by Lorell Limited 5-Year Warranty

	Product No. Mahogany	Product No. Cherry	Product No. Walnut	Product No. Weathered Charcoal	Product No. Espresso	Size	Shpg. Wt.	LIST PRICE
6-Shelf	LLR 99790‡	LLR 99791‡	LLR 99792‡	LLR 69565‡	LLR 18228‡	36"W x 12"D x 72"H	84 lbs.	454.00 EA
5-Shelf	LLR 99787‡	LLR 99788‡	LLR 99789‡			36"W x 12"D x 60"H	82 lbs.	437.00 EA
4-Shelf	LLR 99784‡	LLR 99785‡	LLR 99786‡	LLR 69566‡	LLR 18227‡	36"W x 12"D x 48"H	60 lbs.	332.00 EA
3-Shelf	LLR 99781	LLR 99782	LLR 99783	LLR 69627‡	LLR 18276‡	36"W x 12"D x 36"H	60 lbs.	315.00 EA
2-Shelf	LLR 99778	LLR 99779	LLR 99780			36"W x 12"D x 30"H	49 lbs.	262.00 EA



Fortress Series

A.-E. Metal Bookcases

- Fully adjustable shelves adjust in 1" increments
- 200 lb. shelf capacity
- Meets or exceeds ANSI/ BIFMA standards
- Welded steel construction
- Baked enamel
- Greenguard Certified
- Contains 28% recycled content
- Covered by Lorell Limited Lifetime Warranty
- Ships fully assembled**



6-Shelf, Black

5-Shelf, Light Gray

4-Shelf, Putty

3-Shelf, Black

2-Shelf, Charcoal

	Description	Product No. Black	Product No. Putty	Product No. Light Gray	Product No. Charcoal	Size	Shpg. Wt.	LIST PRICE
A	6-Shelf	LLR 41294‡	LLR 41293‡	LLR 41292‡	LLR 59695‡	34½"W x 13"D x 82"H	96 lbs.	891.00 EA
B	5-Shelf	LLR 41291‡	LLR 41290‡	LLR 41289‡	LLR 59694‡	34½"W x 13"D x 72"H	87 lbs.	767.00 EA
C	4-Shelf	LLR 41288‡	LLR 41287‡	LLR 41286‡	LLR 59693‡	34½"W x 13"D x 60"H	76 lbs.	664.00 EA
D	3-Shelf	LLR 41285‡	LLR 41284‡	LLR 41283‡	LLR 59692‡	34½"W x 13"D x 42"H	47 lbs.	492.00 EA
E	2-Shelf	LLR 41282‡	LLR 41281‡	LLR 41280‡	LLR 59691‡	34½"W x 13"D x 30"H	36 lbs.	394.00 EA



F. Double-Sided Book Cart

- Features three double-sided shelves, six shelves total
- Shelf size is 36"W x 7½"D with 12½" between shelves
- Smooth rounded handles and perforated end panels
- 5" casters, all locking
- 38"W x 18"D x 46¼"H
- Shpg. Wt. 72 lbs.
- Contains 30% recycled content
- Greenguard Gold Certified
- Covered by Lorell Limited Lifetime Warranty

Product No.	Color	LIST PRICE
LLR 99931‡	Black	959.00-EA
LLR 49202‡	Putty	
LLR 99932‡	Blue	




G. Single-Sided Book Cart

- Features three sloped shelves with 12½" between shelves
- Rounded handles and perforated end panels
- 5" casters, all locking
- 30¾"W x 13"D x 46¼"H
- Shpg. Wt. 47 lbs.
- Contains 30% recycled content
- Greenguard Gold Certified
- Covered by Lorell Limited Lifetime Warranty

Product No.	Color	LIST PRICE
LLR 99933‡	Black	786.00-EA
LLR 49204‡	Putty	
LLR 99934‡	Blue	

Colors Shown for A.-E.



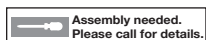
Colors Shown for F.-G.



**KEY LETTERS A - E
ARE GREENGUARD
CERTIFIED**



**KEY LETTERS F & G
ARE GREENGUARD
GOLD CERTIFIED**



‡ Cannot be shipped UPS



LATERAL FILING

City of Oklahoma City and
its Trusts

25301

C
O
K
C
0
0
2
0
4

LORELL® Fortress Series

A. Lateral Files

- Reinforced base construction for extra strength and rigidity
- Dual locking bars
- Roll-out binder storage and posting shelf on 5-drawer models
- Magnetic label holder for each drawer provided
- 36" and 42" wide files feature full-width pull
- Meets/exceeds ANSI/ BIFMA standards
- Contains up to 28% recycled materials
- Greenguard certified
- Covered by Lorell Limited Lifetime Warranty



5-drawer files
feature roll-out
posting shelf



Putty



Black



Black



Light Gray



Putty

Light Gray

Black

Medium Tone

Charcoal

Description	Product No. Putty	Product No. Light Gray	Product No. Black	Product No. Medium Tone	Product No. Charcoal	Size	Shpg. Wt.	LIST PRICE
5-Drawer With Rollout Posting Shelf	LLR 60432†	LLR 60433†	LLR 60550†	LLR 60473†	LLR 60434†	42"W x 18½"D x 67½"H	230 lbs.	2151.00 EA
	LLR 60441†	LLR 60442†	LLR 60551†		LLR 60443†	36"W x 18½"D x 67½"H	202 lbs.	2099.00 EA
4-Drawer	LLR 60435†	LLR 60436†	LLR 60552†	LLR 60474†	LLR 60437†	42"W x 18½"D x 52½"H	195 lbs.	1593.00 EA
	LLR 60444†	LLR 60445†	LLR 60553†		LLR 60446†	36"W x 18½"D x 52½"H	174 lbs.	1512.00 EA
3-Drawer	LLR 88030†	LLR 88032†	LLR 88031†	LLR 60476†	LLR 60405†	42"W x 18½"D x 40¼"H	173 lbs.	1324.00 EA
	LLR 88027†	LLR 88029†	LLR 88028†		LLR 66207†	36"W x 18½"D x 40¼"H	153 lbs.	1235.00 EA
2-Drawer	LLR 60438†	LLR 60439†	LLR 60554†	LLR 60475†	LLR 60440†	42"W x 18½"D x 28"H	144 lbs.	1070.00 EA
	LLR 60447†	LLR 60448†	LLR 60555†		LLR 60449†	36"W x 18½"D x 28"H	123 lbs.	999.00 EA



Classic Blue



Screamin Green



Lava Red

◆ Special Order finishes need 3-4 weeks lead time.
Special orders are non-returnable.



◆ Silver

◆ White



◆ Lava Red


◆ Screamin Green

◆ Classic Blue

**A. Front-To-Back Rails**

- For use with Lorell lateral files
- Front-to-back rails convert side-to-side files to accommodate front-to-back filing and includes four rails per kit
- One kit will convert two drawers into front-to-back filing

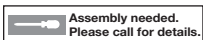
Product No.	Color	LIST PRICE
LLR 60565	Black	43.00 BX

**B. Dividers**

- For use with Lorell lateral files
- Dividers hold free standing files or binders upright and includes ten dividers per box

Product No.	Color	LIST PRICE
LLR 60564	Black	67.00 BX

Description	Product No. ◆ Silver	Product No. ◆ White	Product No. ◆ Lava Red	Product No. ◆ Screamin Green	Product No. ◆ Classic Blue	Size	Shpg. Wt.	LIST PRICE
5-Drawer With Rollout Posting Shelf	◆ LLR 00044‡	◆ LLR 00036‡				42"W x 18"D x 67½"H	230 lbs.	2151.00 EA
	◆ LLR 00040‡	◆ LLR 00032‡	◆ LLR 03120‡	◆ LLR 03121‡	◆ LLR 03122‡	36"W x 18"D x 67½"H	202 lbs.	2099.00 EA
4-Drawer	◆ LLR 00043‡	◆ LLR 00035‡				42"W x 18"D x 52½"H	195 lbs.	1593.00 EA
	◆ LLR 00039‡	◆ LLR 00031‡	◆ LLR 03117‡	◆ LLR 03118‡	◆ LLR 03119‡	36"W x 18"D x 52½"H	174 lbs.	1512.00 EA
3-Drawer	◆ LLR 00042‡	◆ LLR 00034‡				42"W x 18"D x 40¼"H	173 lbs.	1324.00 EA
	◆ LLR 00038‡	◆ LLR 00030‡	◆ LLR 03114‡	◆ LLR 03115‡	◆ LLR 03116‡	36"W x 18"D x 40¼"H	153 lbs.	1235.00 EA
2-Drawer	◆ LLR 00041‡	◆ LLR 00033‡				42"W x 18"D x 28"H	144 lbs.	1070.00 EA
	◆ LLR 00037‡	◆ LLR 00029‡	◆ LLR 03111‡	◆ LLR 03112‡	◆ LLR 03113‡	36"W x 18"D x 28"H	123 lbs.	999.00 EA



Assembly needed.
Please call for details.

‡ Cannot be shipped UPS



LATERAL FILING

City of Oklahoma City and
its Trusts

25301



Fortress Series Roll-Out Shelf Files With Receding Drawer Fronts

- Designed for end tab files, hanging files and three-ring binder filing
- Heavy-duty, three-piece, ball-bearing slide drawer suspension
- Ball-bearing suspension on receding drawer fronts except on
- Bottom drawer has a standard fixed front
- Top two drawers on 5-drawer models are binder-height
- Core removable locks. Hang rails included
- Meets/exceeds applicable ANSI/BIFMA standards
- Contains 28% recycled materials
- Greenguard Gold Certified
- Covered by Lorell Limited Lifetime Warranty



Putty



Putty



Putty

Black



Black

Description	Product No. Putty	Product No. Black	Size	Shpg. Wt.	LIST PRICE
5-Drawer Files	LLR 43516‡	LLR 43517‡	42"W x 18"D x 68"H	232 lbs.	2320.00 EA
	LLR 43512‡	LLR 43513‡	36"W x 18"D x 68"H	203 lbs.	2151.00 EA
4-Drawer Files	LLR 43514‡	LLR 43515‡	42"W x 18"D x 52½"H	203 lbs.	1818.00 EA
	LLR 43510‡	LLR 43511‡	36"W x 18"D x 52½"H	186 lbs.	1668.00 EA

B. Value Lateral Files

- Ball-bearing slide suspension
- Core removable locks
- Interlock system prohibits the opening of more than one drawer at a time
- Meets/exceeds ANSI/BIFMA standards
- Contains 28% recycled materials
- Greenguard certified
- Covered by Lorell Limited Lifetime Warranty



Description	Color	LIST PRICE
4-Drawer, 30"W x 18"D x 52½"H, Shpg. Wt. 140 lbs.		
LLR 60559‡	Putty	1276.00 EA
LLR 60561‡	Light Gray	
LLR 60560‡	Black	
2-Drawer, 30"W x 18"D x 28"H, Shpg. Wt. 96 lbs.		
LLR 60556‡	Putty	848.00 EA
LLR 60558‡	Light Gray	
LLR 60557‡	Black	



Light Gray



Putty



Putty

Light Gray

Black

C. Commercial Cabinet Dolly

- Ideal for lateral files or storage cabinets
- Adjusts to widths of 30", 36" and 42"
- Adjustable depths of 18", 18½", 19¼" and 24"
- Heavy-duty casters, two locking
- Baked-on enamel finish
- Contains up to 28% total recycled content



Product No.	Color	LIST PRICE
LLR 59708	Black	331.00 EA



Lateral Files

- File drawer includes hanging file rails for side-to-side filing in letter-, legal- or A4-size
- Interlock system
- Core removable lock
- Four adjustable leveling glides
- Full-width pull, ball-bearing slide suspension

- Meets or exceeds ANSI/BIFMA standards
- Contains 28% recycled materials
- Greenguard Gold certified
- Covered by Lorell Limited Lifetime Warranty



Black

Medium Tone

A. 30" Personal Storage With Door Lateral Files

- Features three drawers plus a storage compartment
- Storage compartment includes a grommet for cable management
- Magnetic label holders
- Reinforced base
- 30"W x 18½"D x 28"H



Product No.	Color	LIST PRICE
LLR 60933‡	Black	1900.00 EA
LLR 60934‡	Medium Tone	

B. 36" Lateral File

- Features three versatile drawers
- Box drawers include two dividers
- Magnetic label holders
- Dual locking bars
- Reinforced base
- 36"W x 18½"D x 28"H



Product No.	Color	LIST PRICE
LLR 60929‡	Black	1225.00 EA

C. 36" Lateral File Combo Units

- 36" wide combo unit combines the function of a lateral file, bookcase and printer stand
- Features one fixed shelf, one adjustable shelf and two or three drawers
- Drawer dividers included in box drawers
- Knockout cable management in back panel
- 36"W x 18½"D x 60"H



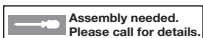
Product No.	Color	LIST PRICE
File/File		
LLR 66206‡	Black	1537.00 EA
Box/Box/File		
LLR 66205‡	Black	1770.00 EA



File/File



Box/Box/File



‡ Cannot be shipped UPS




LORELL®
Fortress Series
Commercial Grade
Vertical Files

- Steel ball-bearing suspension provides smooth and quiet drawer performance
- Even fully loaded drawers open with ease
- Heavy-gauge steel
- Factory installed core-removable lock
- Adjustable follower keeps files upright
- High-side drawers
- 26½" deep units have an adjustable wire follower
- 28½" deep units feature a full metal follower block and double wall drawer front
- Meets or exceeds ANSI/ BIFMA industry standards
- 28% recycled content
- Greenguard Gold certified
- Covered by Lorell Limited Lifetime Warranty



Ball-Bearing
Slides



Putty Black Light Gray Medium Tone Charcoal

	Description	Product No. Putty	Product No. Black	Product No. Light Gray	Product No. Medium Tone	Product No. Charcoal	Size	Shpg. Wt.	LIST PRICE
26½" Files	Legal-Size 5-Drawer	LLR 48500	LLR 48501‡	LLR 48502‡	—	—	18"W x 26½"D x 61¾"H	105 lbs.	957.00 EA
	Legal-Size 4-Drawer	LLR 60197	LLR 60198‡	LLR 60199‡	—	—	18"W x 26½"D x 52"H	86 lbs.	800.00 EA
	Legal-Size 2-Drawer	LLR 60660	LLR 60661‡	LLR 60662‡	—	—	18"W x 26½"D x 28¾"H	50 lbs.	501.00 EA
	Letter-Size 5-Drawer	LLR 48497‡	LLR 48498‡	LLR 48499‡	—	—	15"W x 26½"D x 61¾"H	97 lbs.	909.00 EA
	Letter-Size 4-Drawer	LLR 60193‡	LLR 60191‡	LLR 60192‡	LLR 60155‡	LLR 66912‡	15"W x 26½"D x 52"H	79 lbs.	648.00 EA
	Letter-Size 2-Drawer	LLR 60196	LLR 60194	LLR 60195	LLR 60156‡	LLR 66911	15"W x 26½"D x 28¾"H	48 lbs.	386.00 EA



LORELL® Fortress Series

- Steel ball-bearing suspension provides smooth and quiet drawer performance
- Even fully loaded drawers open with ease
- Heavy-gauge steel
- Factory installed core removable lock
- Adjustable wire follower keeps files upright
- High-side drawers
- Meets or exceeds ANSI/BIFMA industry standards
- Contains 28% recycled content
- Greenguard Gold certified
- Covered by Lorell Limited Lifetime Warranty.

Ball-Bearing
Slides

Putty

Black

Light Gray

25" Files	Description	Product No. Putty	Product No. Black	Product No. Light Gray	Size	Shpg. Wt.	LIST PRICE
A	Letter-Size 4-Drawer	LLR 60652‡	LLR 60650‡	LLR 60651‡	15"W x 25"D x 52"H	78 lbs.	621.00 EA
	Letter-Size 2-Drawer	LLR 60655	LLR 60653	LLR 60654	15"W x 25"D x 28½"H	43 lbs.	380.00 EA
22" Files							
B	Letter-Size 4-Drawer	LLR 42293‡	LLR 42294‡	LLR 42295‡	15"W x 22"D x 52"H	72 lbs.	615.00 EA
	Letter-Size 3-Drawer	LLR 42296	LLR 42297	LLR 42298	15"W x 22"D x 40.2"H	54 lbs.	613.00 EA
	Letter-Size 2-Drawer	LLR 42290	LLR 42291	LLR 42292	15"W x 22"D x 28½"H	40 lbs.	377.00 EA

C. Commercial Grade File Caddy

- Make a vertical 2- or 3-drawer file mobile.
- Adjusts to fit 14¼", 15", 17¼" or 18" Wide, 18", 22", 25" or 26½" deep files
- Easy to assemble
- Contains 28% recycled content
- Covered by Lorell Limited Lifetime Warranty



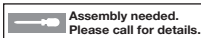
Product No.	Color	LIST PRICE
LLR 17573	Black	91.00 EA

D. File Cabinet Sliders

- Slide file cabinets, book cases, safes and other heavy objects effortlessly across carpet and tile surfaces
- Sliders are great to reduce rust stains and floor damage associated with moving the item
- Packed four



Product No.	LIST PRICE
LLR 49326	25.69 PK



‡ Cannot be shipped UPS



MOBILE PEDESTALS

City of Oklahoma City and
its Trusts

25301



A.-E. Premium Mobile Pedestal Files

- Durable construction, designed to withstand intense daily use
- Premium drawer pulls and clean style integrates with most office environments
- Available in File/File, Box/Box/File and Box/File configurations
- Precision ball-bearing suspension and full drawer extension for optimal performance
- Counter weight to guard against tipping
- Core removable lock and drawer organizer tray are standard
- Meets or exceeds applicable ANSI/BIFMA standards
- Contains 28% recycled content
- Greenguard Gold certified
- Covered by Lorell Limited Lifetime Warranty



ITEMS A-E ARE
GREENGUARD GOLD
CERTIFIED



Charcoal



Black

Charcoal

White

Silver



C



Black



White



Charcoal

		Product No. Black	Product No. Charcoal	Product No. White	Product No. Silver	Size	LIST PRICE
23" Depth, Arch Pull							
A	Box/Box File Pedestals For Credenzas	LLR 79129‡	LLR 79130‡			15"W x 22½"D x 27¾"H	573.00 EA
20" Depth, Arch Pull							
B	Box File Pedestals	LLR 79133	LLR 79134			15"W x 19½"D x 23¾"H	489.00 EA
20" Depth, Full Width Pull							
C	Box/File Pedestals with Seat Cushion	LLR 49539	LLR 25966	LLR 49540		15"W x 19½"D x 23¾"H	669.00 EA
Mobile Pedestal File With Backpack Drawer							
D	2-Drawer: 1 Traditional, 1 Oversized for Backpack and Personal Essentials	LLR 03102‡		LLR 03103‡	LLR 03104‡	20"W x 15"D x 27¾"H	507.00 EA
Slim Pedestals							
E	Hanging Concealed Drawer Tower	LLR 00045			LLR 00046	10"W x 19½"D x 21¾"H	479.00 EA

E



Table and legs sold separately.

E. Slim Hanging Pedestals

- Include hang rails for letter or legal filing

A/C



Charcoal



Light Gray

LORELL®
Fortress Series
Mobile Pedestal Files

- Pedestal files feature full extension and high-side drawers
- Factory-installed, core-removable locks
- Steel, ball-bearing drawer suspension
- Counter weight to prevent tipping
- Hidden casters
- Available with recessed or full-width integral drawer pulls
- Meets or exceeds applicable ANSI/BIFMA standards
- Contains 28% recycled content
- Greenguard Certified
- Covered by Lorell Limited Lifetime Warranty



B/D



Putty

G/I



Light Gray

E/H



Black



Putty

Black

Light Gray

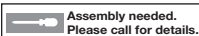
Charcoal

Platinum

Silver

White


	Description	Product No. Putty	Product No. Black	Product No. Light Gray	Product No. Charcoal	Product No. Platinum	Product No. Silver	Product No. White	Size	LIST PRICE
20" Depth, Full Width Integral Pull										
A	File/File Pedestals	LLR 49523	LLR 49524	LLR 49525	LLR 66910	LLR 79136†	LLR 00053	LLR 00050	15"W x 19½"D x 27¾"H	537.00 EA
B	Box/Box/File Pedestals	LLR 49520	LLR 49521	LLR 49522	LLR 66909	LLR 79135	LLR 00052	LLR 00049	15"W x 19½"D x 27¾"H	563.00 EA
23" Depth, Full Width Pull										
C	File/File Pedestals	LLR 49529	LLR 49530	LLR 49531†					15"W x 22½"D x 27¾"H	552.00 EA
D	Box/Box/File Pedestals	LLR 49526	LLR 49527	LLR 49528†					15"W x 22½"D x 27¾"H	575.00 EA
E	File/File Pedestals		LLR 67741†						15"W x 19"D x 27¾"H	510.00 EA
F	Box/File Pedestals		LLR 00055				LLR 00054	LLR 00051	15"W x 19½"D x 23¾"H	527.00 EA
19" Recessed Pull										
G	Box/Box/File Pedestals		LLR 67745†						15"W x 19"D x 27¾"H	532.00 EA
22" Depth Recessed Pull										
H	File/File Pedestals		LLR 67733†						15"W x 22"D x 27¾"H	543.00 EA
I	Box/Box/File Pedestals		LLR 67737†						15"W x 22"D x 27¾"H	568.00 EA



† Cannot be shipped UPS



Navy



Black

Silver

White

**A. SOHO Lateral Files**

- Two drawer files feature a sleek arc pull to add a touch of sophistication to your work area
- This lateral is a durable, economical storage solution and is great for small spaces

Product No.	Color	LIST PRICE
30"W x 17½"D x 27¾"H		
LLR 03134‡	Black	789.00 EA
LLR 03136‡	White	789.00 EA
LLR 03137‡	Silver	789.00 EA
LLR 03138‡	Navy	789.00 EA

**B. SOHO Lateral Organizer**

- Features a sleek arc pull to add a touch of sophistication to your work area while the cabinet provides storage and flexibility. A durable, economical storage solution and that is great for home offices. The cabinet has a core-removable lock for security and two adjustable leveling guides for stability. Full high-side file drawers provide versatile storage and the pencil drawer allows space for other office or personal essentials.

Product No.	Color	LIST PRICE
30"W x 17¾"D x 31¾"H		
LLR 69840BK‡	Black	1159.00 EA
LLR 69840NY‡	Navy	1159.00 EA
LLR 69840WE‡	White	1159.00 EA
LLR 69840SR‡	Silver	1159.00 EA

**C. SOHO Storage Cabinets**

- Steel storage cabinets feature lockable door
- Fully assembled
- Covered by Lorell Limited Lifetime Warranty

Product No.	Color	LIST PRICE
14¼"W x 18"D x 35½"H, 3-Shelf		
LLR 66950	Metallic Charcoal	298.00 EA
14¼"W x 18"D x 46¾"H, 4-Shelf		
LLR 66951‡	Metallic Charcoal	360.00 EA

D. SOHO Lockers

- Fully assembled steel construction features vented locking door

Product No.	Color	LIST PRICE
4-Shelf: 14¼"W x 18"D x 53.38"H		
LLR 69854BK	Black	567.00 EA
LLR 69854SR	Silver	567.00 EA
LLR 69854WE	White	567.00 EA
3-Shelf: 14¼"W x 18"D x 42½"H		
LLR 69853BK	Black	472.00 EA
LLR 69853SR	Silver	472.00 EA
LLR 69853WE	White	472.00 EA
2-Shelf: 14¼"W x 18"D x 27½"H		
LLR 69852BK	Black	401.00 EA
LLR 69852SR	Silver	401.00 EA
LLR 69852WE	White	401.00 EA



Black



Silver



White



Black

Metallic Charcoal

Putty

Stone

Navy

Red

White

Teal

**SOHO Files**

- Perfect-sized filing solutions for a small office or home office
- Ideal for personal work or where moderate file retrieval is required
- High-side drawers with smooth glide suspension for easy access to files and office essentials
- Welded steel construction
- Baked enamel finish
- Contains 28% recycled content
- Greenguard Gold Certified

**A. 2-Drawer Smart Files**

• 14¼"W x 18"D x 24"H

Product No.	Color	LIST PRICE
LLR 14341NY	Navy	211.00 EA
LLR 14341RD	Red	211.00 EA
LLR 14341WE	White	211.00 EA
LLR 14341TL	Teal	211.00 EA
LLR 14341BK	Black	211.00 EA
LLR 14341SR	Silver	211.00 EA

C. 2-Drawer SOHO File

• 14¼"W x 22"D x 26½"H

Product No.	Color	LIST PRICE
LLR 00063	Stone	270.00 EA
LLR 00063ML	Metallic Charcoal	270.00 EA

E. Box/File/File Mobile Pedestal

• 14¼"W x 18"D x 26½"H

Product No.	Color	LIST PRICE
LLR 17427BK	Black	275.00 EA

G. 3-Drawer Mobile File Pedestal

• 14¼"W x 18"D x 26½"H

Product No.	Color	LIST PRICE
LLR 03097BK	Black	356.00 EA
LLR 03097NY	Navy	356.00 EA
LLR 03097SR	Silver	356.00 EA
LLR 03097WE	White	356.00 EA

I. 4-Drawer Mobile Organizers

• 14¼"W x 18"D x 26½"H

Product No.	Color	LIST PRICE
LLR 25976	Black	316.00 EA
LLR 25976WE	White	316.00 EA

B. 2-Drawer Mobile File

• 14¼"W x 18"D x 26½"H

Product No.	Color	LIST PRICE
LLR 00061	Black	236.00 EA
LLR 00061NY	Navy	236.00 EA
LLR 00061RD	Red	236.00 EA
LLR 00061WE	White	236.00 EA
LLR 00061TL	Teal	236.00 EA
LLR 00061SR	Silver	236.00 EA

D. SOHO Box/File/File Mobile Pedestal

• 14¼"W x 18"D x 26½"H

Product No.	Color	LIST PRICE
LLR 00060	Black	275.00 EA
LLR 00060NY	Navy	275.00 EA
LLR 00060RD	Red	275.00 EA
LLR 00060WE	White	275.00 EA
LLR 00060TL	Teal	275.00 EA

F. 3-Drawer SOHO File

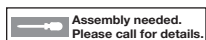

• 14¼"W x 18"D x 35½"H

Product No.	Color	LIST PRICE
LLR 00062	Black	293.00 EA

H. 2-Drawer Organizer With Shelf

• 14¼"W x 18"D x 24½"H

Product No.	Color	LIST PRICE
LLR 18505BK	Black	230.00 EA



‡ Cannot be shipped UPS

www.lorellfurniture.com | ML
BidSync



Fortress Series

- Adjustable shelves in 1" increments
- 180 lb. capacity per shelf, evenly distributed
- Contemporary three point recessed locking handle with core removable lock
- Welded steel construction on fully assembled cabinets
- Baked enamel finish
- Meets or exceeds ANSI/BIFMA standards
- Contains 30% recycled content
- Greenguard Gold Certified
- Covered by Lorell Limited Lifetime Warranty



(E)



All Cabinets Ship Fully Assembled		Product No. Black	Product No. Putty	Product No. Light Gray	Size	Shpg. Wt.	LIST PRICE
A	72"H Cabinets	LLR 34410‡	LLR 34412‡	LLR 34411‡	36"W x 24"D x 72"H	132 lbs.	1237.00 EA
		LLR 41308‡	LLR 41307‡	LLR 41306‡	36"W x 18"D x 72"H	131 lbs.	1087.00 EA
B	72"H Wardrobe	LLR 66966‡	LLR 66965‡	LLR 66967‡	36"W x 18"D x 72"H	116 lbs.	1168.00 EA
	Full Width Wardrobe Cabinet	LLR 03088‡	LLR 03087‡	LLR 03089‡	36"W x 18"D x 72"H	116 lbs.	1102.00 EA
C	72"H Janitorial Cabinets	LLR 00018 ‡	LLR 00017 ‡	LLR 00019 ‡	36"W x 18"D x 72"H	116 lbs.	1211.00 EA
D	66"H SlimLine Cabinets	LLR 69830BK‡	LLR 69830PTY‡	LLR 69830LG‡	30"W x 15"D x 60"H	96 lbs.	906.00 EA
E	42"H Cabinets	LLR 41305‡	LLR 41304‡	LLR 41303‡	36"W x 18"D x 42"H	84 lbs.	812.00 EA

**A. 2-Shelf Utility Cart With Grip**

- For transporting equipment, tools and heavy loads in any environment
- Tough enough for material handling and maintenance
- Sturdy structure, foam construction won't rust, dent, chip or peel easily
- Built-in storage bins in handle, perfect for storing small parts
- Rounded corners protect walls and furniture
- Light weight and maneuverable
- 550 lb. capacity
- 37½"W x 17"D x 39"H
- 2½" casters, two directional
- **Assembly Required**

Product No.	Color	LIST PRICE
LLR 03612	Black	452.00 EA

**B. 2-Shelf Utility Cart With Storage Bins**

- For transporting equipment, tools and heavy loads in any environment
- Tough enough for material handling and maintenance
- Sturdy structure foam construction won't rust, dent, chip or peel easily
- Built-in storage bins in handle, perfect for storing small parts
- Rounded corners protect walls and furniture
- Light weight and maneuverable
- 550 lb. capacity
- 37½"W x 17"D x 39"H
- 2½" casters, two directional
- **Assembly Required**

Product No.	Color	LIST PRICE
LLR 03611	Black	452.00 EA

C. 3-Shelf Utility Cart

- Easy to clean smooth plastic shelves
- Dual user-friendly handles
- Quiet casters and plastic construction help eliminate noise during use
- Ideal for transporting food, bussing tables, or janitorial tasks
- Open style for easy access
- 300 lb. capacity.
- 42"W x 20"D x 38"H
- 4" wheels, two directional
- **Assembly Required**

Product No.	Color	LIST PRICE
LLR 03610	Black	387.00 EA

⚠ **WARNING:** Cancer and Reproductive Harm – www.P65Warnings.ca.gov

**D. Utility Carts**

- Two shelves offer a work surface and spacious storage
- Shelves feature a 3¼" lip on all sides
- Constructed of durable steel, each unit holds a total capacity of 400 lbs.
- Industrial strength rolling casters
- Covered by Lorell Limited Lifetime Warranty

Product No.	Color	Size	LIST PRICE
2-Shelf			
LLR 59690	Black	24"W x 36"D x 32"H	367.00 EA
LLR 59689	Black	16"W x 30"D x 32"H	284.00 EA
3-Shelf			
LLR 00028†	Black	24"W x 36"D x 32"H	484.00 EA
LLR 00027	Black	16"W x 30"D x 32"H	376.00 EA

Assembly needed.
Please call for details.

† Cannot be shipped UPS

www.lorellfurniture.com | ML
BidSync



A. File Cart

- Heavy-duty metal frame fit for letter- or legal-size hanging file folders
- Two side pockets for additional storage
- One bottom mesh tray can be used for papers or file folders
- Four casters with two locking
- Easy assembly
- 22½"W x 12½"D x 25¼"H
- Shpg. Wt. 15 lbs.
- Covered by Lorell Limited 5-Year Warranty



Product No.	Color	LIST PRICE
LLR 45654	Champagne Gold	209.00-EA
⚠ WARNING: Cancer and Reproductive Harm – www.P65Warnings.ca.gov		



B. Standard File

- Letter-size filing with sliding cover and key lock
- Bottom shelf storage
- Four dual-wheel casters
- 87 lb. capacity
- 13½"W x 24¾"D x 28¼"H
- Covered by Lorell Limited 5-Year Warranty



Product No.	Color	LIST PRICE
LLR 60177	Black	259.00-EA
⚠ WARNING: Cancer and Reproductive Harm – www.P65Warnings.ca.gov		



C. Mesh Rolling File

- Perforated steel rollaway file with open top holds letter-size hanging folders
- Bottom shelf for storage
- Four casters
- 24¼"W x 13¼"D x 27¾"H
- Covered by Lorell Limited 5-Year Warranty



Product No.	Color	LIST PRICE
LLR 60175	Black	229.00-EA
⚠ WARNING: Cancer and Reproductive Harm – www.P65Warnings.ca.gov		



D. Letter/Legal Mobile File Cart

- Steel wire shelf at bottom with casters, two locking
- 12½"W x 24"D x 20¾"H
- Covered by Lorell Limited 5-Year Warranty



Product No.	Color	LIST PRICE
LLR 45651	Black	96.00-EA



A. Two-Tier Wire File Cart

- Letter-size folders can be placed in two rows for front to back filing or one lengthwise row
- The bottom shelf can be used for storage or filing
- Accommodates both letter- and legal-size hanging file folders
- Sturdy steel construction with a scratch-resistant powder coat finish
- Four swivel casters, two locking
- 26"W x 12½"D x 30"H
- Covered by Lorell Limited 5-Year Warranty



Product No.	Color	LIST PRICE
LLR 45650	Black	142.00 EA



B. Compact Mobile Cart

- Compact mobile wire filing cart
- Holds letter-size hanging files
- Powder coated finish
- Four swivel dual wheel casters
- Includes bottom shelf for additional storage
- 15½"W x 14"D x 19½"H
- Covered by Lorell Limited 5-Year Warranty



Product No.	Color	LIST PRICE
LLR 62950	Black	80.00 EA



C. Wire Mail Cart

- Top basket can accommodate letter- and legal-size hanging folders
- Sturdy bottom basket for larger packages
- Heavy-duty steel tubing and wire for durability
- 99 lb. weight capacity
- 34¼"W x 12½"D x 40"H
- Covered by Lorell Limited 5-Year Warranty
- **Assembly Required**



Product No.	Color	LIST PRICE
LLR 84857	Chrome	400.00 EA

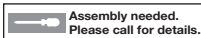


D. Stackable Letter/Legal File Box

- Holds letter- or legal-size hanging files
- Interlocking lid snaps tight for secure stacking of multiple units
- 14¼"W x 18½"D x 10½"H
- Covered by Lorell Limited 5-Year Warranty



Product No.	Color	LIST PRICE
LLR 68925	Clear	30.00 EA



‡ Cannot be shipped UPS



A



B



Modular Shelving

Industrial Wire Shelving

- Starter unit includes four shelves and four posts
- Ten-gauge shelf surface, three-gauge frame, and six-gauge wave pattern
- Supports up to 1,000 lbs. evenly distributed per shelf
- 1" shelf adjustments
- Uses collar and sleeve lock
- Assembly requires no tools
- Powder coated paint
- Covered by Lorell Limited 5-Year Warranty



A. Black Wire Shelving

Product No.			LIST PRICE
LLR 69140†	Starter Unit-4 Shelves/4 Posts	48"W x 24"D x 72"H	578.00- EA
LLR 70061	Starter Unit-4 Shelves/4 Posts	48"W x 18"D x 72"H	471.00- EA
LLR 69145	Starter Unit-4 Shelves/4 Posts	36"W x 24"D x 72"H	508.00- EA
LLR 70060	Starter Unit-4 Shelves/4 Posts	36"W x 18"D x 72"H	418.00- EA
LLR 84861	4-Wheel Caster Set		105.00- ST

B. Chrome Wire Shelving

Product No.			LIST PRICE
LLR 84178	Starter Unit-4 Shelves/4 Posts	48"W x 24"D x 72"H	698.00- EA
LLR 84181	Starter Unit-4 Shelves/4 Posts	48"W x 18"D x 72"H	508.00- EA
LLR 84184	Starter Unit-4 Shelves/4 Posts	36"W x 24"D x 72"H	611.00- EA
LLR 84187	Starter Unit-4 Shelves/4 Posts	36"W x 18"D x 72"H	439.00- EA
LLR 84861	4-Wheel Caster Set		105.00- ST

**A. Wire Deck Shelving**

- Features a boltless design for easy assembly
- Each unit holds a total capacity of 2,300 lbs. evenly distributed
- Shelves are supported by a heavy-duty frame with a rust-resistant, powder coat finish
- Assembles vertically or horizontally
- Black
- Covered by Lorell Limited Lifetime Warranty



Product No.	Size	LIST PRICE
LLR 99930	48"W x 18"D x 72"H	367.00 EA
LLR 99929	36"W x 18"D x 72"H	294.00 EA
LLR 99928	36"W x 18"D x 60"H	254.00 EA

**B. Light-Duty Wire Shelving**

- Light-duty, five-tier shelving
- 250 lbs. capacity per shelf
- 1" diameter posts
- Silver epoxy finish
- Covered by Lorell Limited 5-Year Warranty



Product No.	Size	Shpg. Wt.	LIST PRICE
5-Shelf			
LLR 70062	36"W x 14"D x 72"H	27 lbs.	298.00 EA
4-Shelf			
LLR 70063	36"W x 14"D x 54"H	21 lbs.	228.00 EA
3-Shelf			
LLR 70066	36"W x 14"D x 36"H	15 lbs.	175.00 EA

**C. Caster Kit**

- 5" wheel set
- Two locking, two non-locking
- Includes bumper guards
- For both black and chrome industrial shelving
- Covered by Lorell Limited 5-Year Warranty



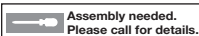
Product No.	Color	LIST PRICE
LLR 84861	Black	105.00 ST

**D. Garment Hangers**

- Smooth-tube chrome finish hangers suitable for wire shelving
- Covered by Lorell Limited 5-Year Warranty



Product No.	Size	LIST PRICE
LLR 69876	48" Hanger	30.00 EA
LLR 69877	36" Hanger	29.00 EA



Assembly needed.
Please call for details.

‡ Cannot be shipped UPS



STEEL SHELVING

City of Oklahoma City and
its Trusts

25301

C
O
K
C
O
2
0
4



A. Fortress Series Riveted Steel Shelving

- Each unit holds a total capacity of 3,800 lbs. of evenly distributed weight
- Heavy-duty riveted steel construction
- Assembles with rubber mallet in under 30 minutes
- Assembles vertically or horizontally to fit most any space
- Sleek black styling with riveted shelf attachments
- Tough powder coat finish
- Contains up to 28% recycled content
- Covered by Lorell Limited Lifetime Warranty



48" 5-Shelf

Product No.	Color	Size	Shpg. Wt.	LIST PRICE
LLR 60648†	Black	48"W x 24"D x 84"H	136 lbs.	414.00 EA
LLR 60624†	Black	48"W x 24"D x 72"H	126 lbs.	406.00 EA
LLR 61622†	Black	48"W x 18"D x 72"H	98 lbs.	337.00 EA
LLR 61621†	Black	36"W x 18"D x 72"H	78 lbs.	290.00 EA



C. Iron Horse 3,200 Lbs. Riveted Steel Shelving

- Holds up to 3,200 lbs. of evenly distributed weight
- Assembles vertically or horizontally
- Black laminate shelves included
- Contains 30% recycled content
- Covered by Lorell Limited Lifetime Warranty



Product No.	Color	Size	Shpg. Wt.	LIST PRICE
LLR 59703	Gunmetal Gray	48"W x 24"D x 72"H	86 lbs.	480.00 EA
LLR 59702†	Gunmetal Gray	48"W x 18"D x 72"H	71 lbs.	425.00 EA
LLR 59701	Gunmetal Gray	36"W x 18"D x 72"H	57 lbs.	384.00 EA
LLR 59700	Gunmetal Gray	36"W x 18"D x 60"H	47 lbs.	308.00 EA

E. Narrow Steel Shelving

- Narrow footprint can fit almost anywhere
- Riveted steel frame creates strength and rigidity
- Holds 200 lbs. per shelf
- Covered by Lorell Limited Lifetime Warranty



Product No.	Color	Size	LIST PRICE
LLR 66964	Black	30"W x 12"D x 60"H	167.00 EA
LLR 66963	Black	30"W x 12"D x 48"H	143.00 EA
LLR 66962	Black	30"W x 12"D x 30"H	115.00 EA



B. Iron Horse 2,300 Lbs. Riveted Steel Shelving

- Holds up to 2,300 lbs. of evenly distributed weight
- Assembles vertically or horizontally
- Boltless design for simple assembly
- Particle board shelving included
- Durable powder coat finish
- Contains 30% recycled content
- Covered by Lorell Limited Lifetime Warranty



Product No.	Color	Size	Shpg. Wt.	LIST PRICE
LLR 59699†	Black	48"W x 24"D x 72"H	87 lbs.	382.00 EA
LLR 59698	Black	48"W x 18"D x 72"H	67 lbs.	337.00 EA
LLR 59697	Black	36"W x 18"D x 72"H	53 lbs.	275.00 EA
LLR 59696	Black	36"W x 18"D x 60"H	44 lbs.	246.00 EA



D. Archival Shelving

- Riveted steel construction
- Simple assembly, boltless design
- Assembles vertically or horizontally
- Supports up to 900 lbs. per shelf of evenly distributed weight
- Ideal for 12" x 15" x 10" archival storage boxes
- Contains 28% recycled content
- Covered by Lorell Limited Lifetime Warranty



Product No.	Color	Size	Shpg. Wt.	LIST PRICE
LLR 99839†	Black	69"W x 33"D x 84"H	165 lbs.	808.00 EA





A. Marker & Eraser Caddy

- Kit includes four markers, one cleaner and one eraser in a black holder base
- Includes double-sided tape and magnetic strips for easy mounting
- 8"W x 7"D x 2 $\frac{1}{16}$ "H



Product No.	LIST PRICE
LLR 75628	38.00 KT



B. Fluorescent Board Markers

- Bright fluorescent dry/wet-erase markers for use on blackboard or glass board surfaces
- Erases with a damp cloth



Product No.	Color	LIST PRICE
LLR 55643	Fluorescent White	5.00 EA
LLR 55644	Fluorescent Yellow, Pink, Orange	10.00 PK



C. Dry-Erase Board Eraser

- Black plastic top with non-woven cloth
- 2 $\frac{3}{16}$ "W x 5 $\frac{3}{16}$ "D x 1 $\frac{1}{16}$ "H



Product No.	LIST PRICE
LLR 24850	4.00 EA



D. Dry-Erase Magnetic Eraser

- Magnetic two-color eraser
- Super strong magnet for use on glass boards
- 2 $\frac{1}{2}$ "W x 4 $\frac{3}{4}$ "D x 1 $\frac{1}{16}$ "H
- Covered by Lorell Limited 5-Year Warranty



Product No.	LIST PRICE
LLR 52559	22.00 EA



E. Bulletin Bar Strips

- Self-sealing cork strips in aluminum frame
- Easy to mount by adhesive foam tape or magnetic strip
- Three push pins included
- Covered by Lorell Limited 5-Year Warranty



Product No.	Size	LIST PRICE
LLR 49532	18"	19.00 EA
LLR 49533	24"	23.00 EA
LLR 49534	36"	33.00 EA
LLR 49535	48"	38.00 EA

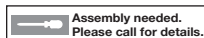


F. Thumbtacks

- Nickel-plated steel
- Silver round head
- $\frac{3}{16}$ " diameter shank
- $\frac{5}{16}$ " long
- 100 per pack



Product No.	LIST PRICE
LLR 10110	7.00 PK



‡ Cannot be shipped UPS



MULTI-USE BOARDS

City of Oklahoma City and
its Trusts

25301


C
O
K
C
0
0
2
0
4



Build-A-Board Frame



Random combination, easy assembly,
multi function save you more space



Glass Magnetic Board



Cork Board



Felt Board




A. Build-A-Board

- Fully customizable Magnetic Glass Board
- Two frame sizes allow multiple combinations of magnetic glass dry erase board, felt, and/or cork panels
- Aluminum board frame is lightweight and easy to install
- Panels hang within frame on two mounting rails and are removable and reconfigurable
- Each frame can accommodate up to two magnetic glass dry erase panels or a single magnetic dry erase panel and a combination of felt or cork panels
- Frame size options: 60" W x 36" H or 72" W x 36" H
- Glass surface cleans easily to prevent leaving marks
- Magnetic surface allows convenient use with rare earth magnets (sold separately)
- Easy-to-use mounting hardware allows quick installation in optimal location
- Large surface area provides more usable writing space
- Covered by Lorell Limited Lifetime Warranty



Product No.	Color	Description	Size	LIST PRICE
Key A: Order the frame and a combination of board panels to fill it. Frame can be filled with 2 glass board panels.				
LLR 18321	Silver	Aluminum Frame Board	60"W x 36"H	145.00 EA
LLR 18323	White	Glass Magnetic Board	30"W x 36"H	150.00 EA
LLR 18327	Brown	Cork Board	15"W x 36"H	93.00 EA
LLR 18325	Gray	Felt Board	15"W x 36"H	69.00 EA
Key B: Order the frame and a combination of board panels to fill it. Frame can be filled with 2 glass board panels.				
LLR 18322	Silver	Aluminum Frame Board	72"W x 36"H	169.00 EA
LLR 18324	White	Glass Magnetic Board	36"W x 36"H	181.00 EA
LLR 18328	Brown	Cork Board	18"W x 36"H	106.00 EA
LLR 18326	Gray	Felt Board	18"W x 36"H	80.00 EA



A. Porcelain Boards

- Magnetic porcelain steel surface
- Engineered for superior color contrast
- Provides smooth writability and easy erasability
- No ghosting
- Covered by Lorell Limited Lifetime Warranty

Product No.	Size	LIST PRICE
Satin Aluminum Frame		
LLR 55628†	8' x 4'	825.00 EA
LLR 55627†	6' x 4'	629.00 EA
LLR 55626†	4' x 3'	316.00 EA



B. Magnetic Glass Boards

- Dry-erase magnetic glass board
- Includes easy to install mounting rails with hardware
- Also includes fluorescent white marker for colored boards
- Covered by Lorell Limited Lifetime Warranty



Product No.	Color	Size	LIST PRICE
LLR 55661	White	8' x 4'	985.00 EA
LLR 52507†	White	6' x 3'	807.00 EA
LLR 52508†	White	4' x 3'	477.00 EA



Shown with optional glass board tray



C. Premium Glass Boards

- Solid glass panel will not stain or ghost
- Promotes smooth writing and erases cleanly and completely
- Ultra white frosted writing area offers easy viewing
- Steel bolts hide mounting hardware (included)
- Covered by Lorell Limited Lifetime Warranty



Product No.	Size	LIST PRICE
LLR 55665	8' x 4'	888.00 EA
LLR 52500†	6' x 3'	571.00 EA
LLR 52502†	4' x 3'	394.00 EA

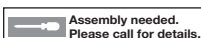


D. Rare Earth Magnets With Plastic Caps

- For use on magnetic glass boards
- Has clear round plastic cap
- Covered by Lorell Limited 5-Year Warranty
- 6 magnets per pack



Product No.	Size	LIST PRICE
LLR 52558	1 1/2" x 1 1/2"	28.00 PK



† Cannot be shipped UPS



DRY-ERASE BOARDS

City of Oklahoma City and
its Trusts

25301

C
O
K
C
O
O
2
0
4



A. Dry-Erase Boards

- Laminated styrene dry-erase boards with sturdy aluminum frame
- 4-corner mounting system makes installation simple
- Surface resists scratching and ghosting
- Marker tray included
- Covered by Lorell Limited 5-Year Warranty



Product No.	Size	LIST PRICE
LLR 55654‡	8' x 4'	573.00 EA
LLR 55653‡	6' x 4'	468.00 EA
LLR 55652‡	4' x 3'	190.00 EA
LLR 55651	3' x 2'	83.00 EA
LLR 55650	2' x 1½'	65.00 EA




B. Aluminum Frame Dry-Erase Boards

- White coated styrene surface is easy to write on with dry-erase markers and easy to erase
- Hanging hardware and marker tray included
- Covered by Lorell Limited 5-Year Warranty



Product No.	Size	LIST PRICE
LLR 00503‡	8' x 4'	653.00 EA
LLR 00502‡	6' x 4'	588.00 EA
LLR 00587‡	4' x 3'	214.00 EA
LLR 00586	3' x 2'	130.00 EA



C. Aluminum Dry-Erase Boards

- Magnetic whiteboard with aluminum frame and cardboard and galvanized steel backing
- Foam bar on frame accepts push pins
- Comes with a marker tray
- Covered by Lorell Limited 5-Year Warranty



Product No.	Size	LIST PRICE
Aluminum Frame		
LLR 52513‡	6' x 4'	556.00 EA
LLR 52512‡	4' x 3'	246.00 EA
LLR 52511	3' x 2'	130.00 EA



D. Economy Aluminum Frame Melamine Boards

- White melamine surface is easy to write on with dry-erase markers and just as easy to erase
- Aluminum frames
- Hanging hardware and marker tray included
- Covered by Lorell Limited 5-Year Warranty



Product No.	Size	LIST PRICE
LLR 19771‡	4' x 3'	179.00 EA
LLR 19770	3' x 2'	99.00 EA
LLR 19769	2' x 1½'	54.00 EA



**A. Aluminum Frame Cork Boards**

- Thick cork is laminated to sturdy fiberboard with sealed back to provide long-lasting service and prevent warping
- Push pins and tacks penetrate easily and hold firmly
- Mounting hardware included

Product No.	Size	LIST PRICE
LLR 19191	3' x 2'	88.00 EA
LLR 19192‡	4' x 3'	172.00 EA
LLR 19193‡	6' x 4'	394.00 EA
LLR 19194‡	8' x 4'	531.00 EA

C
O
K
C
O
O
2
0
4**B. Natural Cork Boards**

- Naturally renewable cork surface is durable, self-healing and environmentally responsible
- Trim is a sophisticated blend of materials, adding richness to any environment

Product No.	Size	LIST PRICE
Satin Frame		
LLR 60645‡	8' x 4'	420.00 EA
LLR 60646‡	6' x 4'	335.00 EA
LLR 60647‡	4' x 3'	169.00 EA

**C. Combo Boards**

- Combination board made of half non-magnetic dry-erase and half cork bulletin board
- Includes marker tray
- Aluminum frame with rounded black corners
- Covered by Lorell Limited 5-Year Warranty



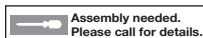
Product No.	Size	LIST PRICE
LLR 19290	2' x 1½'	100.00 EA
LLR 19291	3' x 2'	125.00 EA

**D. Combo Dry-Erase Boards**


- Half non-magnetic dry erase, half cork bulletin board
- Includes marker tray
- Mahogany frame
- Covered by Lorell Limited 5-Year Warranty



Product No.	Size	LIST PRICE
LLR 84171‡	4' x 3'	229.00 EA
LLR 84270	2' x 1½'	65.00 EA

Assembly needed.
Please call for details.

‡ Cannot be shipped UPS



A. Magnetic Calendar Board

- Three-month view dry-erase calendar board provides optimal work space
- Superior, magnetic dry-erase surface writes smoothly, erases cleanly and resists staining
- Sliding one-month dry-erase panel snaps into place
- Mounting hardware included
- Covered by Lorell Limited 5-Year Warranty



Product No.	Size	LIST PRICE
LLR 52503	3' x 2'	180.00 EA



B. Plastic Frame White Boards

- Easy write-on and wipe-off white melamine surface with white plastic frame
- Includes black dry-erase marker, magnetic strip and two PVC tabs for easy hanging

Product No.	Size	LIST PRICE
LLR 75621	11" x 17"	20.00 EA
LLR 75620	8½" x 11"	18.00 EA



C. Enclosed Bulletin Boards

- Enclosed bulletin board features aluminum frame and cork board surface
- Polystyrene cover on locking door
- For indoor use
- Covered by Lorell Limited 5-Year Warranty



Product No.	Size	LIST PRICE
LLR 42706	3' x 2'	377.00 EA



D. Cork Rolls

- Natural cork

Product No.	Size	LIST PRICE
LLR 84173	24" x 48"	23.00 EA

**A. Magnetic Whiteboard Easel**

- Double sided revolving whiteboard easel
- Four casters for easy movement
- Covered by Lorell Limited 5-Year Warranty



Product No.	Color	Size	LIST PRICE
LLR 52569	White	48" x 72"	710.00 EA
LLR 52568†	White	36" x 48"	426.00 EA
LLR 52567	White	24" x 36"	356.00 EA

**B. Dry-Erase Easel & Room Divider**

- Double-sided magnetic whiteboard easel
- Two dry-erase steel sheets with cardboard insert
- Four casters
- Covered by Lorell Limited 5-Year Warranty



Product No.	Color	Size	LIST PRICE
LLR 55630†	Black	37½"W x 82½"H	866.00 EA

**C. Magnetic Dry-Erase Board Easel**

- Magnetic dry-erase writing surface with accessory tray
- Use it as a tabletop or floor standing easel
- Rubber feet
- Covered by Lorell Limited 5-Year Warranty



Product No.	Color	Size	LIST PRICE
LLR 75684	Black	40" - 70"H	304.00 EA

**D. Dry-Erase Board Easel**

- Double-sided melamine dry-erase board
- Black powder coating, sturdy steel frame
- Adjustable board height
- Includes marker tray and flip chart clip
- Board size 24" x 36"
- Covered by Lorell Limited 5-year warranty



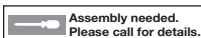
Product No.	Color	Size	LIST PRICE
LLR 55629	Black	24"W x 67"H	365.00 EA

**E. Telescoping Aluminum Easel**

- Adjustable tubular legs with twist lock design to hold legs in place
- Locking cross brace ensures rigidity
- Rubber anti-skid feet
- Covered by Lorell Limited 5-Year Warranty




Product No.	Color	Size	LIST PRICE
LLR 75683	Black	66"H	164.00 EA



Assembly needed.
Please call for details.

† Cannot be shipped UPS



A. Large Dual-Articulated Mount

- Fits 37"-70" screens up to 150 lbs
- Fits VESA 200 x 200mm, 400 x 200mm, 300 x 300mm, 400 x 400mm and 600 x 400mm
- Maximum 26" arm extension allows mounting anywhere, even in or near corners
- Double articulated design for smooth, stable and precise positioning of large flat panels, including easy front-to-back movement
- Folds 3½" from wall
- Flexible multi-angle position swivels 180° at wall bracket, center pivot and screen
- Tilt angle -15° to +5°
- Screen level adjustment after installation +/-6°
- Includes integrated cable management
- Covered by Lorell Limited 5-Year Warranty
- 19"W x 8½"H
- Black



Product No.	Description	LIST PRICE
LLR 39031	For TV sizes 37" - 70"	314.00 EA



B. Hands-Free Door Pull

- Allows you to open doors while reducing the chance of spreading germs
- Easy to install
- It features a universal design and is mounted near the handle for arm operation or at the bottom of the door for foot operation
- Made from strong, durable material, these openers are gentle on shoes and arms

Product No.	LIST PRICE
LLR 49328	55.49 BG

C. Acrylic Barriers


- Acrylic social distancing barriers provide added protection from respiratory droplets for both the customer and employee
- Barriers are freestanding, with either aluminum base that spans the entire width or triangular acrylic feet
- The 4mm thick acrylic offers clarity and durability

Product No.	Size	LIST PRICE
LLR 55680	24"W x 30"H	137.00 EA
LLR 55683 *	30"W x 36"H	205.00 EA
LLR 55684	36"W x 24"H	165.00 EA
LLR 55685 *	36"W x 30"H	204.00 EA

Includes pass-thru opening



DESK ACCESSORIES - ACRYLIC

C
O
K
C
0
0
2
0
4

Acrylic Desk Accessories

- Durable, lightweight design with polished edges that feature a hint of green to emulate the look of real glass
- Smooth, curved edges and nonskid feet
- Made of durable acrylic
- Covered by Lorell Limited 5-Year Warranty

A. Stacking
Letter Tray

Product No.	Size	LIST PRICE
LLR 80654	10"W x 13¼"D x 2½"H	47.00 EA

B. Stacking
Letter Tray, 2/Pk

Product No.	Size	LIST PRICE
LLR 80655	13"W x 10¼"D x 2¾"H	83.00 EA

C. Pencil Cup




Product No.	Size	LIST PRICE
LLR 80656	2¾"W x 2¾"D x 4¾"H	21.00 EA

D. Business Card Holder



Product No.	Size	LIST PRICE
LLR 80657	3¾"W x 2¾"D x 2¾"H	14.00 EA

E. Mini Sorter



Product No.	Size	LIST PRICE
LLR 80659	6"W x 3½"D x 6½"H	30.00 EA

F. Paperclip Holder



Product No.	Size	LIST PRICE
LLR 80660	3¾"W x 2½"D x 1¾"H	14.00 EA

G. Phone Stand



Product No.	Size	LIST PRICE
LLR 80661	11"W x 10"D x 5½"H	67.00 EA

Assembly needed.
Please call for details.

‡ Cannot be shipped UPS



DESK ACCESSORIES - DESK PADS



A. Glass Dry-Erase Desktop Computer Pad

- Glass dry-erase notepad board fits in the space between the monitor and keyboard on your desktop
- Angled top makes for easy reading and writing
- Compartmentalized organization for markers and stationery

Product No.	Size	LIST PRICE
LLR 99529	18"W x 7.2"D x 2"H	30.00 EA



B. Black Desk Pads

- Superior writing surface that will not dent, scratch or stain
- Non-slip base to keep the pad in place
- Phthalate and cadmium free vinyl formulation.
- 50% of the manufacturing site's energy comes from on-site and external renewable sources


Product No.	Color	Size	LIST PRICE
LLR 39655	Black	24"W x 19"D	47.00 EA
LLR 39654	Black	36"W x 20"D	58.00 EA



C. Desk Pads

- Superior writing surface that will not indent, scratch or stain
- The smooth surface reduces writing fatigue
- The unique nonglare, nonslip surface provides a perfect way to protect your personal photographs
- Resists copy lifting
- Phthalate and cadmium free vinyl formulation
- 50% of the manufacturing site's energy comes from on-site and external renewable sources

Product No.	Color	Size	LIST PRICE
LLR 39650	Clear	36"W x 20"D	50.00 EA
LLR 39652	Clear	24"W x 19"D	39.00 EA



D. Clear Deskpads

- The best protection for your worksurface
- Smooth, scratch-resistant, antistatic and easily cleaned
- One side with 1¼" bevel edge
- Includes non-slip pads.

Product No.	Size	LIST PRICE
LLR 39658	24"W x 19"D	74.00 EA
LLR 39659	36"W x 20"D	105.00 EA

**A. Glass Monitor Stand**

- Glass top monitor stand with four black legs
- Height range
- Contains one shelf
- Weight capacity 22kg.
- Covered by Lorell Limited 5-Year Warranty



Product No.	Size	LIST PRICE
LLR 99533	22"W x 8¼"D x 3"H	47.00 EA


⚠ **WARNING:** Cancer and Reproductive Harm –
www.P65Warnings.ca.gov

**C. Adjustable Monitor Riser**

- Easily adjust height with removable feet
- MDF surface provides sturdy structure and has a slot for pens, tablets, or mobile phones
- Covered by Lorell Limited 5-Year Warranty



Product No.	Size	LIST PRICE
LLR 99991	15¾"W x 11"D x 1¼" - 5¾"H	47.00 EA

**D. Height-Adjustable Steel Monitor or Laptop Stand**

- Designed for home/office, gaming units, or peripherals
- Features a designed top for dissipating heat, three height adjustment levels, and non-skid rubber pads

Product No.	LIST PRICE
LLR 18329	48.00 EA

**B. Steel Mesh Laptop Stand**

- Powder coat finish
- Covered by Lorell Limited 5-Year Warranty
- Black



Product No.	Size	LIST PRICE
LLR 80620	13"W x 11½" D x 3½" H	55.00 EA

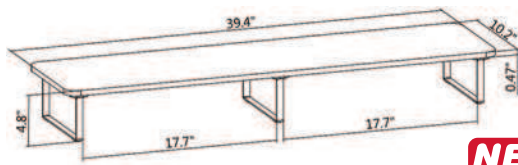
**E. Steel Monitor/Laptop Stand**

- Ideal for home/office, gaming units, or peripherals
- Designed top dissipates heat and the non-skid rubber pads protect worksurfaces

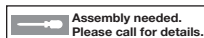
Product No.	LIST PRICE
LLR 18330	48.00 EA

F. Extra-Large Particle Board Surface Monitor Risers

- Designed for home or office
- Raises monitor 4.8" and supports up to 44 lbs.
- Adds more space for additional desk storage
- Non-skid silicone pads ensure stability and protect surface

**NEW!**

Product No.	Color	Size	LIST PRICE
LLR 99556	Black	39.4"W x 10.2"D x 4.8"H	59.00 EA
LLR 99557	Teak	39.4"W x 10.2"D x 4.8"H	59.00 EA



‡ Cannot be shipped UPS



Black Mesh/Wire Desk Accessories

- Steel mesh or durable wire design
- Smooth edges and black powder coat finish
- Surface protectors on units where needed
- Covered by Lorell Limited 5-Year Warranty



A. Mesh Tabletop File

- Black
- Covered by Limited 5-Year Warranty



Product No.	Size	LIST PRICE
LLR 84241	5 $\frac{1}{2}$ "W x 13 $\frac{3}{8}$ "D x 10 $\frac{3}{8}$ "H	54.00 EA



B. Front-Load Letter Tray

Product No.	Size	LIST PRICE
LLR 90206	10 $\frac{3}{4}$ "W x 14 $\frac{3}{8}$ "D x 11"H	65.00 EA



C. Letter Tray, Set of 2

Product No.	Size	LIST PRICE
LLR 84154	14 $\frac{1}{4}$ "W x 10 $\frac{3}{4}$ "D x 3"H	54.00 ST



D. Sorter

Product No.	Size	LIST PRICE
LLR 84153	5 $\frac{1}{2}$ "W x 3 $\frac{1}{8}$ "D x 5 $\frac{1}{4}$ "H	23.00 EA



E. Pencil Cup

Product No.	Size	LIST PRICE
LLR 84149	3 $\frac{1}{2}$ "W x 3 $\frac{3}{8}$ "H	16.00 EA



F. Paper Clip Holder

Product No.	Size	LIST PRICE
LLR 84150	3 $\frac{3}{4}$ "W x 3 $\frac{3}{8}$ "H	16.00 EA



G. Round Waste Bin

Product No.	Size	LIST PRICE
LLR 52770	12"W x 14 $\frac{3}{8}$ "H	57.00 EA

DESK ACCESSORIES - MESH

C
O
K
C
O
O
2
0
4**A. Divided Mesh Organizer**

- Four tiered file holders
- One plastic tray
- Hang-on pencil cup
- Book/tablet holder
- Three extra deep sliding trays
- Covered by Lorell Limited 5-Year Warranty

Product No.	Size	LIST PRICE
LLR 95251	12 $\frac{1}{2}$ "W x 14 $\frac{3}{8}$ "D x 15 $\frac{3}{4}$ "H	89.00 EA

**B. 2 & 6 Desk Organizer**

- Two horizontal letter-size compartments
- Six vertical compartments
- Covered by Lorell Limited 5-Year Warranty

Product No.	Size	LIST PRICE
LLR 37523	13 $\frac{1}{2}$ "W x 11 $\frac{1}{4}$ "D x 13 $\frac{1}{8}$ "H	126.00 EA

**C. Three-Tier Organizer**

Product No.	Size	LIST PRICE
LLR 84138	12 $\frac{3}{4}$ "W x 3 $\frac{1}{2}$ "D x 11 $\frac{1}{2}$ "H	48.00 EA

**D. Wall Pocket**

Product No.	Size	LIST PRICE
LLR 84144	12 $\frac{1}{8}$ "W x 4 $\frac{3}{4}$ "D x 6 $\frac{1}{8}$ "H	37.00 EA

**E. Mesh Organizer**

- Organizer with different compartment sizes suitable for small stationery items, pens and pencils
- Covered by Lorell Limited 5-Year Warranty
- Black



Product No.	Size	LIST PRICE
LLR 84240	4 $\frac{1}{8}$ "W x 9 $\frac{3}{8}$ "D x 4"H	36.00 EA

**F. Large Divided Pencil Cup**

- Three compartments for sorting your supplies
- Slanted top for good visual of contents
- Covered by Lorell Limited 5-Year Warranty



Product No.	Size	LIST PRICE
LLR 84140	4" x 6"	19.00 EA

**G. Mesh Bookends**

- Covered by Lorell Limited 5-Year Warranty
- Black



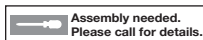
Product No.	Size	LIST PRICE
LLR 84242	5 $\frac{3}{8}$ "W x 5 $\frac{1}{4}$ "D x 7"H	29.00 PR

**H. Vertical File**


- Eight vertical, wire dividers
- Protective rubber feet
- Covered by Lorell Limited 5-Year Warranty
- Black



Product No.	Size	LIST PRICE
LLR 80632	8"W x 10 $\frac{3}{8}$ "D x 11 $\frac{1}{2}$ "H	29.00 EA



‡ Cannot be shipped UPS



Cubicle Accessories

- Maximize your work space
- Hanging products can be attached securely to cubicles using fastening pins
- Perform same functions as traditional desk accessories while customizing your panel
- Made from high-impact plastic
- A-G contain 30% recycled materials
- A, B, D-G include fastening pins
- Covered by Lorell Limited 5-Year Warranty



	Product No.	Color	Description	LIST PRICE
A	LLR 80663	Black	Cubicle File Pocket	25.00 EA
B	LLR 80664	Black	Magnetic Dry-Erase Board With 3 Magnets	39.00 EA
C	LLR 80665	Black	Double Coat Hook	16.00 EA
D	LLR 80666	Black	Cubicle File Pocket, 3 Pack With Hangers	65.00 EA
E	LLR 80668	Black	Cubicle Pencil Cup	13.00 EA
F	LLR 80669	Black	Cubicle Name Plate	15.00 EA
G	LLR 80673	Black	Cubicle Clips, 24/Box	20.00 BX



H. Cubicle Partition Hangers, 1 Pair

Product No.	Color	LIST PRICE
LLR 80674	Black	13.19 PR



I. Heavy-Duty Magnets, 2/Card

- Replace fastening pin with optional magnets for metal surfaces

Product No.	Color	LIST PRICE
LLR 80675	Aluminum	8.65 PK



Fastening Pin System



J. Drawer Organizer

- Nine-compartment organizer keeps everything from pens and pencils to paper clips and push pins
- Includes 3" x 5" note section
- Black

Product No.	Size	LIST PRICE
LLR 60006	14"W x 9"D x 1 1/4"H	19.00 EA

K. Mountable Wall File Pockets

- Files nest and easily mount to walls, partitions, doors or cabinets
- Add more files as needed to make maximum use of small space
- Two screws included for mounting
- Three per pack

Product No.	Color	Size	LIST PRICE
LLR 60000	Black	13 1/8"W x 4 1/4"D x 14 3/4"H	48.00 PK
LLR 60001	Clear	13 1/8"W x 4 1/4"D x 14 3/4"H	
LLR 60002	Smoke	13 1/8"W x 4 1/4"D x 14 3/4"H	

L. Double Magnet Coat Hook

- Ideal to be used in lockers, cabinets or nonmagnetic surface
- Strong magnetic backing
- Plastic construction
- Two coat hooks

Product No.	Color	LIST PRICE
LLR 02872	White	34.43 EA





A. Architect LED Desk Lamp With Clamp

- Architect style lamp includes a desk base and table clamp for added flexibility
- Long 32" reach makes it ideal for large work areas
- On/off switch is located on top of shade
- Includes a replaceable ten watt LED bulb
- ETL listed

Product No.	Color	Size	LIST PRICE
LLR 99954	Black	32" High	108.00 EA



B. Magnifier Lamp With Clamp-On

- Features a 37" reach and a three-diopter, five inch glass lens to magnify by 175%
- Includes a full spectrum 22 watt bulb for a vivid and glare-free natural daylight effect
- Metal clamp opens up to 2½" wide
- ETL listed

Product No.	Color	Size	LIST PRICE
LLR 99957	Black	33" High	179.00 EA



C. LED Magnifier Clamp-On Lamp

- Features a 30" reach and a five-diopter, four inch glass lens to magnify by 225%
- Metal clamp opens up to 2½" wide
- Includes bright 9.4 watt LEDs
- ETL listed

Product No.	Color	Size	LIST PRICE
LLR 99958	Black	35" High	246.00 EA



D. Magnifier LED Organizer Lamp

- Architect-style magnifier lamp with rotating organizer base
- Includes a three-diopter glass magnifier lens which enlarges to 175%
- Three point adjustable arm with a 29 inch reach
- Includes a ten watt replaceable LED bulb
- ETL listed

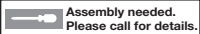
Product No.	Color	Size	LIST PRICE
LLR 99959	Black	24¾" High	139.00 EA



E. Gooseneck LED Clip-On Desk Lamp

- Features a chrome metal arm and heavy duty plastic clip
- On/off switch conveniently located on shade
- Includes replaceable ten watt LED bulb
- ETL listed

Product No.	Color	Size	LIST PRICE
LLR 99963	Black	15½" High	68.00 EA



Assembly needed.
Please call for details.

‡Cannot be shipped UPS

www.lorellfurniture.com | ML

BidSync



DESK LAMPS

City of Oklahoma City and
its Trusts

25301

C
O
K
C
0
0
2
0
4



A. LED Desk Lamp With Air Purifier, Mood Light & Replacement Air Filter

- Integrated air purifier with replaceable HEPA filter
- Two USB charging ports to easily charge mobile devices
- Three lighting modes (natural, white, yellow), continuously dimmable
- Seven color mood light integrated at bottom
- 40 minute auto-off timer

Product No.	Description	LIST PRICE
LLR 03146	17½" High	150.00 EA
LLR 03147	HEPA Filter, 2/pack	31.00 PK



B. Monitor Clip Lamps

- Easy to install, easy to use
- Three lighting modes (natural, white, yellow)
- Continuously dimmable
- 40 minute auto-off timer

Product No.	Color	Size	LIST PRICE
LLR 03148	Black	15¾"	57.00 EA
LLR 03149	Black	11"	52.00 EA



C. LED Task Lights

- Comes with a smart device slot and USB charging port, eight watt SMD LEDs, dimming switch with on-1-2-3 and off settings
- Aluminum
- Covered by Lorell Limited 5-Year Warranty



Product No.	Color	Size	LIST PRICE
LLR 13201	Silver	15"H	133.00 EA
LLR 13202	Black	15"H	



D. LED Desk Lamp

- On-off switch on the base
- Electronic adapter
- ETL certified
- Covered by Lorell Limited 5-Year Warranty



Product No.	Color	LIST PRICE
LLR 99774	Black	65.00 EA

**A. Executive Table Lamp**

- Elegant charcoal gray with silver gray linen shade
- Stands 22" tall and features a contemporary base that matches any decor
- 10 watt LED energy-saving replaceable bulb included
- ETL certified

Product No.	Color	Size	LIST PRICE
LLR 03133	Silver Gray	22" High	163.00 EA

**B. Bankers Lamp**

- Classic bankers lamp with a brushed nickel finish and white frosted glass shade
- Stands 15" tall and includes a multi-level tiered base
- Pull chain on/off switch
- Includes a replaceable 10 watt LED bulb
- ETL listed

Product No.	Color	Size	LIST PRICE
LLR 99955	Silver	15" High	152.00 EA

**C. Glass Shaded Desk Lamp**

- Features a contemporary chrome finish with contrasting black leatherette accent and white frosted glass shade
- 7¾" diameter stepped pedestal base
- Includes two Type-B 3 watt candelabra base replaceable LED bulbs

Product No.	Color	Size	LIST PRICE
LLR 99956	Chrome	24" High	165.00 EA

**D. Torchiere Floor Lamp**

- Features a frosted glass shade and brushed nickel finish
- On/off switch conveniently located on shade
- All metal construction
- Includes a replaceable 13 watt CFL bulb
- ETL listed

Product No.	Color	Size	LIST PRICE
LLR 99962	Silver	70½" High	186.00 EA

**E. LED Silver Floor Lamp**

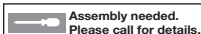
- Features a brushed nickel finish and includes white linen shade
- Stands 65" tall with a wide, round base to prevent tipping over
- All metal construction
- Includes a replaceable ten watt LED bulb

Product No.	Color	Size	LIST PRICE
LLR 99967	Silver	65" High	180.00 EA

**F. LED Silver Desk Lamp**

- Features a brushed nickel finish and includes white linen shade
- All metal construction
- Includes a replaceable ten watt LED bulb
- ETL listed

Product No.	Color	Size	LIST PRICE
LLR 99966	Silver	22" High	115.00 EA



†Cannot be shipped UPS



CLOCKS

City of Oklahoma City and
its Trusts

25301

C
O
K
C
O
O
2
0
4



A. 12" Round Quiet Wall Clock

- Round black plastic frame. Super quiet with non-ticking quartz sweep movement
- Large 3D numbers
- Slender profile
- Requires one AA battery
- Covered by Lorell Limited 5-Year Warranty



Product No.	Color	LIST PRICE
LLR 61011	Black	58.00 EA



B. 9" Profile Wall Clock

- Quartz movement
- Black case with easy to read White dial
- Arabic numerals
- Black sweep second hand
- Requires one AA battery
- Covered by Lorell Limited 5-Year Warranty



Product No.	Color	LIST PRICE
LLR 60987	Black	30.00 EA



C. 14½" SelfSet Wall Clock

- Plastic frame. Programmed to change for Daylight Saving time
- No radio signal required for hard to reach areas of building
- Easy-to-read white dial face
- Glass cover
- Black hands with red second hand
- One AA battery required
- Covered by Lorell Limited 5-Year Warranty

Product No.	Color	LIST PRICE
LLR 61009	Black	87.00 EA



D. 12½" Slimline Quartz Wall Clock

- Contemporary slimline design case, precision silent quartz sweep movement
- Easy-to-read dial face
- Clear glass cover
- One AA battery required (not included)
- Covered by Lorell Limited 5-Year Warranty



Product No.	Color	LIST PRICE
LLR 61008	Black	67.00 EA



E. 13¼" Quartz Wall Clock

- Round black frame with quartz movement
- Easy to read white dial with arabic numerals
- Red second hand
- One AA battery required
- Covered by Lorell Limited 5-Year Warranty



Product No.	Color	LIST PRICE
LLR 60989	Black	62.00 EA



F. 13¼" Wall Clock

- Round, black frame with easy to read white dial
- Arabic numerals.
- Red sweep second hand
- Automatically set by the atomic clock
- One AA battery required
- Covered by Lorell Limited 5-Year Warranty



Product No.	Color	LIST PRICE
LLR 60994	Black	91.00 EA



A. 12" Atomic Wall Clock

- Round profile wall clock
- Plastic case with white dial, black numerals and black second hand sweep
- Automatically set by the atomic clock
- One AA battery required
- Covered by Lorell Limited 5-Year Warranty



Product No.	Color	LIST PRICE
LLR 60997	Black	79.00 EA



B. 10 1/8" LCD Wall/Alarm Clock

- Weekday and weekend alarm with snooze function
- Temperature display in C or F with bar chart and 12-hour history
- Moon phase and week of the year
- Silver ABS casing and Black printed PMMA front lens
- Requires one AA battery
- Covered by Lorell Limited 5-Year Warranty



Product No.	Color	LIST PRICE
LLR 60998	Silver & Black	142.00 EA



C. Abstract Scenic Wall Clocks

- Square wood frame
- Scenic face with black numerals
- One AA battery required

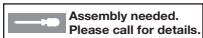
Product No.	Description	LIST PRICE
LLR 01718	Fog	269.00 EA
LLR 01719	Sea Scape	269.00 EA



Fog



Sea Scape



‡ Cannot be shipped UPS



FRAMED ART

City of Oklahoma City and
its Trusts

25301


GALLERY by LORELL

Framed Art

Dress up your walls with beautiful paintings. Colorful and bright artwork on giclee paper is beautifully framed. Packaged with care arrives ready to hang. Saw tooth hanger included.



Eighteen additional pieces
available as Quick-Ship
100 additional options and
unlimited custom pieces available
at www.gallerybylorell.com



	Product No.	Description	Size	LIST PRICE
A	LLR 04470	Abstract I	2"W x 35½"D x 27½"H	269.00 EA
B	LLR 04471	Abstract II	2"W x 35½"D x 27½"H	269.00 EA
C	LLR 04472	In The Middle I	2"W x 39½"D x 27½"H	201.00 EA
D	LLR 04473	In The Middle II	2"W x 39½"D x 27½"H	201.00 EA
E	LLR 04474	Circle I	2"W x 39½"D x 27½"H	269.00 EA
F	LLR 04475	Circle II	2"W x 39½"D x 27½"H	269.00 EA
G	LLR 04476	Blocks I	2"W x 29½"D x 29½"H	235.00 EA
H	LLR 04477	Blocks II	2"W x 29½"D x 29½"H	235.00 EA
I	LLR 04478	White Flower I	2"W x 35½"D x 27½"H	235.00 EA
J	LLR 04479	White Flower II	2"W x 35½"D x 27½"H	235.00 EA



K. Raining Sky

- Dress up your walls with this beautiful 40" x 40" painting
- Colorful and bright abstract giclee paper artwork includes one saw tooth hanger
- Gallery wrapped, measuring 1.75" deep
- Shipped ready to hang

Product No.	Size	LIST PRICE
LLR 04480	2"W x 40"D x 40"H	269.00 EA



L. Mosaic Silver Framed Mirror

- Silver Mosaic Tiled Mirror is suitable for any room in your home or office

Product No.	Size	LIST PRICE
LLR 04482†	2"W x 43"D x 27"H	179.00 EA

FRAMES & SIGN HOLDERS

C
O
K
C
0
0
2
0
4

A. Poster Frames

- Wood frame features 1¼" wide flat front
- Vertical or horizontal wall mount with a hardboard back
- Covered by Lorell Limited 5-Year Warranty



Product No.	Color	Size	LIST PRICE
LLR 49223	Black Wood, 1¼" Wide	16" x 20"	51.00 EA
LLR 49222	Black Wood, 1¼" Wide	22" x 28"	55.00 EA
LLR 49211	Black Wood, 1¼" Wide	24" x 36"	56.00 EA



B. Document Frames

- Two-tone, rosewood design plastic frame
- Two-way easel back sits vertically or horizontally on a desk or mounts vertically or horizontally on the wall
- Includes a usable Certificate of Excellence
- Holds 8½" x 11" inserts
- Covered by Lorell Limited 5-Year Warranty



Product No.	Color	Size	LIST PRICE
LLR 49216	Black	13" x 10½"	23.00 EA
LLR 49217	Black	11" x 14"	23.00 EA



C. Document Frame

- Fashion frame features an easel back for tabletop display or wall mountable in either horizontal or vertical display
- Includes a usable certificate
- Covered by Lorell Limited 5-Year Warranty



Product No.	Color	Size	LIST PRICE
LLR 49218	Black	8½" x 11"	20.00 EA



D. Certificate Frame

- Quick, easy assembly for framing
- Use for desktop or vertical/horizontal wall display
- Includes usable certificate
- Plastic
- Covered by Lorell Limited 5-Year Warranty



Product No.	Color	Size	LIST PRICE
LLR 49215	Black	8½" x 11"	17.00 EA

E. Acrylic Frames

- Easy-to-load documents can be inserted from the bottom or the sides
- Great for home or office
- Use for displaying special sales, production information, schedules or anything that needs to get noticed
- Holds 8½" x 11" signs



Product No.	Description	Size	LIST PRICE
LLR 49205	Portrait - Self-Standing	8½"W x 3¾"D x 11"H	24.00 EA
LLR 49206	Portrait - Cubicle Wall	8½"W x 11"H	27.00 EA

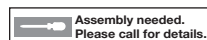
F. Sign Holders

- Easy-to-load documents can be inserted from the bottom or the sides
- Great for home or office
- Use for displaying special sales, production information, schedules or anything that needs to get noticed
- Holds 8½" x 11" signs
- 3/Pack



Wall

Product No.	Description	LIST PRICE
LLR 49207	Stand Sign Holder	44.00 PK
LLR 49208	Slanted Sign Holder	44.00 PK
LLR 49209	Wall Sign Holder	32.00 PK



‡ Cannot be shipped UPS



A. 6" Personal Two-Way Fan

- Mounts wherever needed with strong, easy-to-open clamp with rubber grips that hold tight while preventing scratches
- Two-speed operation
- Adjustable tilt mechanism
- UL listed
- White
- 7¹⁵/₁₆"W x 6"D x 9¹/₂"H



Rubber grip clamp holds while preventing scratches.



Product No.

LIST PRICE


LLR 44552

55.80 EA

⚠ WARNING: Cancer and Reproductive Harm –
www.P65Warnings.ca.gov

B. 16" Wall Mount Fan with Pull Chain

- Three speed settings
- Single pull chain switch
- Oscillating and adjustable tilt head
- UL and cUL approved
- 6' power cord
- 110AC hardware included for installation
- Must be mounted to wood or metal support when attached to drywall
- 18¹/₂"W x 9¹/₄"D x 18¹/₂"H
- White



Product No.

LIST PRICE

LLR 49256

105.38 EA

⚠ WARNING: Cancer and Reproductive Harm –
www.P65Warnings.ca.gov

C. 12" Oscillating Tabletop Fan

- Push button control with high, medium and low settings
- Oscillation on/off control
- High-impact plastic construction with metal safety grill
- Super quiet operation
- ETL certified
- 13¹⁵/₁₆"W x 11¹/₂"D x 19¹/₂"H
- Light Gray



Product No.

LIST PRICE

LLR 44551

113.19 EA

⚠ WARNING: Cancer and Reproductive Harm –
www.P65Warnings.ca.gov

D. 20" Box Fan With Two-Way Tilt

- Can be used free standing or mounted to the wall
- Three speed settings with a wide adjustable tilting angle
- 24¹/₂"W x 7¹/₂"D x 24¹/₂"H



Product No.

LIST PRICE

LLR 00301

133.96 EA

⚠ WARNING: Cancer and Reproductive Harm –
www.P65Warnings.ca.gov

E. 30" Tower Fan

- Three speed settings with a 7¹/₂ hour timer
- Blue LED display control panel on top for easy access
- Multiple wind modes
- Remote control
- Black/White



Product No.

Size

LIST PRICE

LLR 00075

9¹/₂"W x 9¹/₂"D x 30¹/₈"H

88.61 EA

F. Box Fan

- Uses 35% less energy than standard fans pulling the same amount of cubic feet of air per minute
- Features large rotary speed controls, convenient carrying handle, rain resistant motor housing, 100% copper motor, 120V, 60 HZ
- ETL listed/UL listed
- White



Product No.

Size

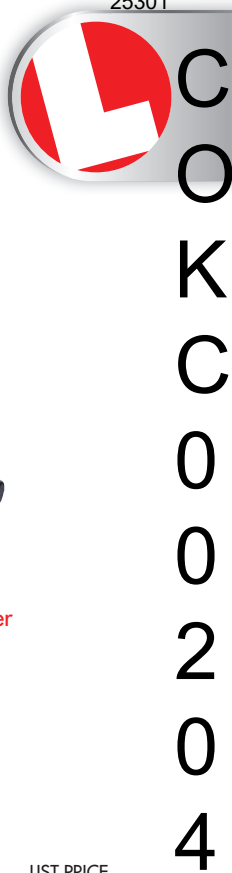
LIST PRICE

LLR 44575

20³/₈"W x 4¹/₈"D x 21"H

81.95 EA

HEATERS



A. Oscillating Heater

- Wide area heating
- Fan only setting
- Adjustable thermostat with safety overheat protection
- Safety tip protection
- Recessed carry handle
- Power indicator light
- 900 and 1500 watt settings

Product No.	Size	LIST PRICE
LLR 33978	8 $\frac{3}{8}$ "W x 5"D x 10 $\frac{1}{8}$ "H	79.71 EA
⚠ WARNING: Cancer and Reproductive Harm – www.P65Warnings.ca.gov		



B. Quartz Heater

- Two heat settings
- Energy saving adjustable thermostat
- Safety overheat protection
- Safety tip-over protection
- Cool Touch carrying handle
- Power indicator light
- Two Quartz tubes built in
- Five-year limited warranty

Product No.	Size	LIST PRICE
LLR 99844	14 $\frac{1}{16}$ "W x 6 $\frac{1}{8}$ "D x 20 $\frac{1}{16}$ "H	175.84 EA
⚠ WARNING: Cancer and Reproductive Harm – www.P65Warnings.ca.gov		



C. LED Display Radiator Heater

- Three heat settings
- Features fin design
- Red LED display
- Thermostat display
- Safety thermal shut off
- Tip-over safety protection
- Heavy-duty casters

Product No.	Size	LIST PRICE
LLR 33568	6 $\frac{1}{8}$ "W x 15 $\frac{1}{8}$ "D x 26"H	189.25 EA
⚠ WARNING: Cancer and Reproductive Harm – www.P65Warnings.ca.gov		



D. 23" Ceramic Tower Heater

- Two heat settings and 8 hour timer
- Temperature setting from 40° to 95°
- Touch panel control
- Safety tip-over switch and overheat protection
- Includes remote control

Product No.	Size	LIST PRICE
LLR 00311	7 $\frac{3}{8}$ "W x 8 $\frac{1}{8}$ "D x 24 $\frac{1}{8}$ "H	143.11 EA
⚠ WARNING: Cancer and Reproductive Harm – www.P65Warnings.ca.gov		



E. Ceramic Tower Heater

- Adjustable thermostat, safety over-heat protection
- Power indicator light
- Recessed carry handle
- 6' power cord
- Two settings, 800 and 1500 watts

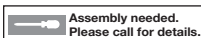
Product No.	LIST PRICE
LLR 33558	133.17 EA
⚠ WARNING: Cancer and Reproductive Harm – www.P65Warnings.ca.gov	



F. Ceramic Heater

- Heater with thermostat
- 120V/60HZ
- Settings 900-1500 watts
- 6' power cord
- ETL/UL listed
- Features adjustable thermostat thermal cut-off
- Built-in carry handle
- Fan only setting

Product No.	LIST PRICE
LLR 33979	112.72 EA
⚠ WARNING: Cancer and Reproductive Harm – www.P65Warnings.ca.gov	




‡ Cannot be shipped UPS



A. 3.3 CU. Ft. Compact Refrigerator

- Reversible non-locking door with recessed handle
- Adjustable legs
- Chiller section with ice tray
- Manual defrosting
- Interior features wire shelf, two-bottle rack, and three door shelves
- Thermo-dial control
- Finished back
- UL approved
- Energy star
- 20½"W x 18½"D x 34¾"H

Product No.	Color	LIST PRICE
LLR 72312	White	810.22 EA
LLR 72313	Black	
 WARNING: Cancer and Reproductive Harm – www.P65Warnings.ca.gov		



B. 1.6 CU. Ft. Compact Refrigerator

- Non-locking reversible door with recessed handle
- Manual defrosting
- Features chiller section, wire shelf, 2 liter bottle rack and interior shelf and one door shelf
- Built-in can dispenser
- Full range thermo dial control
- Leveling legs
- Flush back design
- ADA compliant and UL approved
- Energy star rated
- 17"W x 18½"D x 19"H

Product No.	Color	LIST PRICE
LLR 72311	Black	355.80 EA
 WARNING: Cancer and Reproductive Harm – www.P65Warnings.ca.gov		

C. 1.6 CU. FT. Touch Microwave

- 1.6 cubic feet capacity
- Easy-to-use touch pad
- 11 power levels
- 6 quick set menu buttons
- Speed defrost setting
- Sensor cooking
- Kitchen time and clock
- Child safety lock
- 21¾"W x 19½"D x 12¾"H
- Stainless Steel



Product No.	LIST PRICE
LLR 00231	297.43 EA



D. Three-Tier Rolling Cart

- Easy to assemble, no tools required
- Two adjustable shelves and one basket with pull handle
- Four casters (two locking), provide mobility
- 99 lb. weight capacity
- Covered by Lorell Limited 5-Year Warranty



Product No.	Color	LIST PRICE
LLR 84858	Chrome	376.00 EA



A. Oversized Rolling Catalog Case

- Accommodates ledger books and oversized items
- Sturdy push button telescoping handle and built-in wheels
- Outside pocket for files and accessories
- Made of durable vinyl
- 22"W x 14"D x 8"H
- Cover by Lorell Limited 5-Year Warranty



Product No.	Color	LIST PRICE
LLR 61613	Black	268.00 EA
⚠ WARNING: Cancer and Reproductive Harm – www.P65Warnings.ca.gov		



B. Expandable Attaché

- Expands from 4" to 5" deep
- Dual combination locks for security
- Full organizer and file pocket
- Made of durable vinyl
- 17½"W x 4"D x 12½"H



Product No.	Color	LIST PRICE
LLR 61614	Black	107.00 EA
⚠ WARNING: Cancer and Reproductive Harm – www.P65Warnings.ca.gov		



C. Coat Rack

- Features four coat pegs and four hooks for accessories
- Powder coat finish
- 63¾"H
- Covered by Lorell Limited 5-Year Warranty



Product No.	Color	LIST PRICE
LLR 02587	Silver	82.00 EA



D. Wooden Garment Hangers

- Natural color, poplar wood with wooden bar and chrome hook
- Packed 30
- Covered by Lorell Limited 5-Year Warranty



Product No.	Color	LIST PRICE
LLR 01066	Natural	137.00 CT



Acrylic Protection Barrier	142	Desk Mat	32	Power Grommet	33, 34, 37, 40
Anti-fatigue Mat	32	Desk Pads	144	Power Tower	22
Appliances	158	Desks		Presentation Cabinets	38
Art, Framed	154	Corner	13	Privacy Panels	23
Attaché Cases	159	Gaming	28	Reception Desk Counters	8, 17
Backrests	115	Height Adjustable Mobile	27, 29, 31	Reception/Lounge Furnishings	54-59, 61, 63
Benches	60	Metal	19, 28	Refrigerators	158
Beverage Cart	158	Mobile	19, 28	Room Dividers	20, 21
Board Accessories	135	Office Suites	6-8, 10, 13, 18	Seating	
Boards		Sit to Stand	14	Bariatric	58
Bulletin	136, 140	Student	44	Big & Tall	51, 59, 61, 97-99, 109
Calendar	140	Workstations	26, 27	Breakroom	47-49
Combo	139	Desktop Accessories	143-147	Folding	52
Dry-Erase	136, 138	Document Frames	155	Gaming Chairs	100
Glass	137	Dolly		Guest Chairs	61-63, 73, 74, 77, 82, 85, 89, 91, 98, 108, 110
Porcelain	137	File Cabinet	120, 123	Leather	85-94, 97, 101, 102
Book Cart	117	Folding Chair	52	Mesh	65, 69-76, 80-84, 97, 103
Bookshelves	9, 11, 16, 17, 27, 116, 117	Folding Table	53	Nesting Chairs	107
Bridges	9, 11, 14, 18	Stacking Chair	50	Outdoor	60
Bulletin Bar	135	Door Pull, Hands Free	142	Perch	31
Business Cases	159	Drawer, Pencil	33	Stacking	50, 51, 109
Calendar Board	140	Dry-Erase Markers	135	Stools	68, 75, 77, 106, 108
Cantilever Tables	57	Easels	141	Student	45
Carts		End Tables	54, 56	Task Chairs	95, 96, 104, 105
Beverage	158	Erasers, Board	135	Training Room	41, 75, 77, 107
Book	117	Fans	156	Shelving	132-134
Utility	129	File Cabinet Dolly	120, 123	Sign Holders	155
Casters	112, 133	File Cabinet Sliders	123	Sit To Stand Workstations	29-31
Catalog Cases	159	File Pedestals	12, 16, 124, 125, 127	Sofas	54, 56, 57
Chair Glides	111, 112	Folding Chair Dolly	52	Stacking Chair Dolly	50
Chairmats	113, 114	Folding Chairs	52	Stands, Machine/Printer	26, 38
Chairs		Folding Table Dolly	53	Stools	68, 75, 77, 106, 108
Bariatric	58	Footrests	115	Storage Cabinets	3, 16, 17, 121, 128
Big & Tall	51, 59, 61, 97-99, 109	Framed Art	154	Table Tops	2, 4, 22, 34, 39, 42
Breakroom	47-49	Frames, Document	155	Tables	
Folding	52	Hangers	159	Breakroom	49, 52
Gaming Chairs	100	Healthcare Seating	58, 59	Café	49
Guest Chairs	61-63, 73, 74, 77, 82, 85, 89, 91, 98, 108, 110	Heaters	157	Cantilever	57
Leather	85-94, 97, 101, 102	Height Adjustable Legs	3, 12, 14, 23	Coffee	56, 57
Mesh	65, 69-76, 80-84, 97, 103	Height Adjustable Mobile Desks	27, 29, 31	Folding	52
Nesting Chairs	107	Hutches	3, 15, 18	Mobile	43
Perch	31	Keyboard Tray	22, 33	Outdoors	60
Stacking	50, 51, 109	Lateral Flies	9, 11, 16, 118-121, 126	Standing Height	14
Stools	68, 75, 77, 106, 108	Legs	42	Student	46
Student	45	Letter/Legal Tote Box	131	Utility	43
Task Chairs	95, 96, 104, 105	Lighting	33, 149-151	Tackboards	15
Training Room	41, 75, 77, 107	Lockers	126	Task Lights	33
Clocks	152, 153	Loveseats	57	Thumbtacks	135
Club Chair	46	Magnets, Rare Earth	137	Training Table Connectors	40
Coat Hook	148	Microwaves	158	Training Tables	39, 40, 41, 43
Coat Rack	159	Mirror	154	Trash Receptacles	60
Coffee Tables	56, 57	Mobile File Pedestals	3, 28, 127, 131, 131	TV Wall Mount	142
Conference Tables	4, 9, 12, 17, 34, 36-38	Modesty Panel	42	Utility Carts	129
Cork Rolls	140	Monitor Arms	24, 25	Vertical Files	122, 123
Credenzas	3, 14, 18	Monitor Risers	145	Wall Clocks	152, 153
Cubical Accessories	148	Ottoman	55	Workstations	4, 17, 26, 27
Desk Lamps	149-151	Outdoor Furnishings	60		
		Panel Dividers	20, 21		
		Pencil Drawer	33		
		Peninsulas	8, 15		
		Perch	31		
		Personal Protection Equipment	142		

SHIFT 2.0 TRAINING TABLES



Shift 2.0 Flip and Nesting Mobile Tables are perfect for the training or conference room. Simple lever mechanism to unlock and nest for space-saving storage. Improved top features durable, scratch-resistant laminate, PVC edge banding and rounded corners. Supported by sturdy steel frame with perforated modesty panel, storage channel and grommets for cable management. Rolls easily on four casters with two locking wheels. Available in 72" and 60" width and four finishes; Mahogany, Cherry, Walnut and Gray (Shown).



P R O M I N E N C E S E R I E S

C
O
K
C
0
0
2
0
4



Prominence transforms a space into an environment to

INSPIRE
COLLABORATE
CREATE

Each piece is crafted for the modern-day adaptability of work



Item: Sustainability Products:Sustainability Products:Sustainability Products:Sustainability Products:Sustainability
Products:Sustainability Products:Sustainability Products:Sustainability Products:Sustainability
Products:Sustainability Products:Sustainability Products:Sustainability Products:Sustainability
Products:Sustainability Products

SUSTAINABILITY.pdf

COCKCO204

SCS Global Services does hereby certify that an independent assessment has been conducted on behalf of:

ESI Ergonomic Solutions

4030 E. Quenton Drive, Mesa, AZ, United States

For the following product(s):

See Addendum

The product(s) meet(s) all of the necessary qualifications to be certified for the following claim(s):

Indoor Advantage™ Gold

Indoor Air Quality Certified to SCS-EC10.3-2014 v4.0

Conforms to ANSI/BIFMA Furniture Emissions Standard (M7/X7.1-2011 R2016) and ANSI/BIFMA e.3-2019 (Credits 7.6.1, 7.6.2, 7.6.3) for the open plan and private office workstation parameters.¹ Also, conforms to the CDPH/EHLB Standard Method (CA 01350) v1.2-2017 (effective January, 2017) for the open plan parameters.¹

¹ Modeled as Individual Furniture Components

Registration # SCS-IAQ-03962

Valid from: April 25, 2021 to April 24, 2022



A handwritten signature in black ink that reads "Stanley Mathuram".

Stanley Mathuram, PE, Vice President
SCS Global Services
2000 Powell Street, Ste. 600, Emeryville, CA 94608 USA

Certification Addendum

ESI Ergonomic Solutions

Certification: Registration # SCS-IAQ-03962 | Valid from: April 25, 2021 to April 24, 2022

Addendum **Indoor Advantage™ Gold**

Indoor Air Quality Certified to SCS-EC10.3-2014 v4.0

Conforms to ANSI/BIFMA Furniture Emissions Standard (M7/X7.1-2011 R2016) and ANSI/BIFMA e.3-2019 (Credits 7.6.1, 7.6.2, 7.6.3) for the open plan and private office workstation parameters.¹ Also, conforms to the CDPH/EHLB Standard Method (CA 01350) v1.2-2017 (effective January, 2017) for the open plan parameters.¹

¹ Modeled as Individual Furniture Components

Products: **Accessories:**

CONCEAL, ACPD-01, PAC-CPULOCK, PAC-CPUMINI

Articulating Arms: AA100, AA260, AA330, AA355DS, AA360, AA370, AA780DAT, AA750DAT

CPU Holders: CPU05, CPUMINI, CPUCART-1, CPU01

Desk Top Lighting: Lustre, Lustre-OS, Pixie, Vivid

Monitor Arms: EVOLVE228-FM, EVOLVE2-FS, EVOLVE2-FF, EVOLVE-STUBBY, EVOLVE2-FM, EVOLVE2-MS, EVOLVE2-FMS, EVOLVE4-MS, EVOLVE4-FMS, EVOLVE1-M, EVOLVE1-FM, EVOLVE6-FMS, EVOLVE3-FMS, EVOLVE4-FM, EVOLVE4-FF, EVOLVE28-FM, EVOLVE1-FF, EVOLVE6-FF, EVOLVE3-FF, EDV-SLD, VESA100x200, EDGE2COMBO, EDGE2, EDGE2-MS, EDGE2-KIT, EDGE2-MAX, EDGE2-MAX-DUAL, EDGE-MAX, EDGE, EDGE-SLAT, EDGE-WALL, EVOLVE1-F, Kata, Kata2, Kata2-MS, KataEX, VESA-HVY

Power: Flexcharge4), Flexcharge9

Table Base: All-Flex, ESPREE, Premium, QCrank, Railway, TDock, Triumph, Victory



Certification Addendum

ESI Ergonomic Solutions

Certification: Registration # SCS-IAQ-03962 | Valid from: April 25, 2021 to April 24, 2022

Addendum **Indoor Advantage™ Gold**

Indoor Air Quality Certified to SCS-EC10.3-2014 v4.0

Conforms to ANSI/BIFMA Furniture Emissions Standard (M7/X7.1-2011 R2016) and ANSI/BIFMA e.3-2019 (Credits 7.6.1, 7.6.2, 7.6.3) for the open plan and private office workstation parameters.¹ Also, conforms to the CDPH/EHLB Standard Method (CA 01350) v1.2-2017 (effective January, 2017) for the open plan parameters.¹

¹ Modeled as Individual Furniture Components

Products: **Total Series PAC Stations:** TITAN2-EDGE, TITAN-EDGE
Under Cabinet Lighting: G2, G2-OS, Lucera, Lucera-OS, UCLMAG
Utility/Printer Cart: ACPC-1



2000 Powell Street, Ste. 600, Emeryville, CA 94608 USA | Page 3 of 3

SCS Global Services does hereby certify that an independent assessment has been conducted on behalf of:

ESI Ergonomic Solutions

4030 E. Quenton Drive, Mesa, AZ, United States

For the following product(s):

Accessories:

Keyboard Systems: Climb, Lift, PLMAC, PL006-27, PL003-19, PL003-25, PL003-27, PL003-27N, PL003CC-25, PL003CC-27, PL200, PL217NAT, PL217, PI215

The product(s) meet(s) all of the necessary qualifications to be certified for the following claim(s):

Indoor Advantage™

Indoor Air Quality Certified to SCS-EC10.3-2014 v4.0

Conforms to the ANSI/BIFMA Furniture Emissions Standard (M7.1/X7.1-2011 R2016) and ANSI/BIFMA e.3-2019 (Credits 7.6.1, 7.6.2) for the open plan and private office and (Credits 7.6.3) for the private office workstation parameters.¹

¹ Modeled as Individual Furniture Components

Registration # SCS-IAQ-03963

Valid from: April 25, 2021 to April 24, 2022



A handwritten signature in black ink that reads "Stanley Mathuram".

Stanley Mathuram, PE, Vice President
SCS Global Services
2000 Powell Street, Ste. 600, Emeryville, CA 94608 USA

TERMS + CONDITIONS // CUSTOMIZATION, SCS, QUICK-SHIP

CUSTOM SIZES OR MODIFICATIONS:

While maintaining design integrity, Arcadia's product modification and custom capabilities illustrate our commitment to providing value as solutions to the customers' needs. As part of our normal production schedule, Arcadia can furnish special sizes, finishes or other modifications upon request. Each request is individually reviewed to determine if any upcharge is required.

Orders requesting special sizes, or modifications different from those published in this price list, must be authorized by Arcadia.

SCS CERTIFICATION:

As a matter of corporate philosophy, Arcadia is committed to intelligent environmental policies and practices. Standard recycling procedures and ecologically sensible policies and practices have been implemented throughout all aspects of our operations/facilities, and as it relates to new product development and project management. Furthermore, we insist on a similar operational philosophy from our vendor-partners.



In accordance with our ongoing efforts to develop and manufacture products that positively contribute to healthy environments, Arcadia has completed testing for Indoor Air Quality certification across several product categories achieving SCS Indoor Advantage Gold (highest certification available for Indoor Air Quality) for the majority of seating models and select tables. With SCS Indoor Advantage Gold certification, we not only meet the criteria of BIFMA M-7.1 and X-7.1 (low-emitting office furniture systems and seating) but also the LEED-Commercial Interiors EQ 4.5 credit for Indoor Air Quality of office furniture.

For a complete list of products achieving SCS certification, please visit the Arcadia website at www.arcadiacontract.com.



QUICK-SHIP PROGRAM:

Designed to provide a full range of products within a condensed time frame, the Quick-Ship Program features a select variety of Arcadia products that are available to ship within fifteen (15) business days*. Specify from among a host of Quick-Ship fabric options to simplify the ordering of products and fabrics at one time (refer to the Quick Ship fabric card to make your selection).

Customer's Own Material (COM) is also available on the program. Flexibility has been an Arcadia trademark from the beginning and accepting COM, even for Quick-Ship, is no exception (ten-day lead time subsequent to receipt of COM fabric).

Please note that grade-in fabrics are limited to those featured on Quick-Ship program fabric card. All other fabrics, including those by our textile partners, must be ordered by the customer as COM/COV.

Products available on the Quick-Ship program will be designated with the QS logo on all applicable price list pages. Please refer to the Quick-Ship Program brochure for additional information, quantity maximums and available options.

*For table models and orders specified with quick-ship fabrics, lead-time is fifteen (15) business days from purchase order approval. For seating models specified with COM, lead-time is ten (10) business days after receipt of fabric. No minimum quantities are required, however, please observe maximums where noted. Quick-Ship purchase orders must be designated as such and must be placed separately from standard lead-time purchase orders. No split purchase orders allowed.

SCS Global Services does hereby certify that an independent assessment has been conducted on behalf of:

ERG International

361 North Bernoulli Circle, Oxnard, CA, United States

For the following product(s):

Seating:

Soft Seating

Addy, Amelia, Aristo, Ashton, Brighton, Brody, Bryant, Burton, Carlton, Charlotte, Connos, Darby, Encino, Flair, Franky Slim, Hazel, Island (10 & 20 models), Jayden, Kayden, Laguna, Laguna Hideout, Logan, Lotus, Malibu, Maxwell, Mia, Napoli, Nathan, Newport, Nikki, Ojai, Oliver, Owen, Ozark, Palermo, Raven, Samba, Sammy, Symphony, Tivoli, Valencia, Vella, Ventura (Metal & Wood), Verona, Westlake (Metal & Wood)

Chairs:

Barri, Benton, Bruno, Dekko, Elliot, Foray, Gobi, Libra, Morgan, Pento, Rewind, Tango, Teriana, Tommy, Vesper

The product(s) meet(s) all of the necessary qualifications to be certified for the following claim(s):

Indoor Advantage™ Gold

Indoor Air Quality Certified to SCS-EC10.3-2014 v4.1

Conforms to the ANSI/BIFMA Furniture Emissions Standard (M7.1/X7.1-2011 R2021) and ANSI/BIFMA e.3-2019 (Credits 7.6.1, 7.6.2) for seating parameters.¹

¹ Modeled as Office Seating

Registration # SCS-IAQ-07199

Valid from: July 15, 2023 to July 14, 2024



A handwritten signature in black ink that reads "Stanley Mathuram".

Stanley Mathuram, PE, Executive Vice President
SCS Global Services
2000 Powell Street, Ste. 600, Emeryville, CA 94608 USA

SCS Global Services does hereby certify that an independent assessment has been conducted on behalf of:

ERG International

361 North Bernoulli Circle, Oxnard, CA, United States

For the following product(s):

Tables:

Abby, Archer, Aspen, Barri, Beta, Brandon, Burton, Cabana, Capri, Cayman, Clayton, Clyde, Cody, Corsa, Crossfire, Cube Plus, Dakota, Dalma, Dion, Dixon, Dome, Duncan, Harmony, Hermosa, Hetfield, Indio, Marlo, Mingle, Monaco, Nikki, Ojai, Oslo, Parma, Pisa, Post, Treno, Trumpet

The product(s) meet(s) all of the necessary qualifications to be certified for the following claim(s):

Indoor Advantage™ Gold

Indoor Air Quality Certified to SCS-EC10.3-2014 v4.1

Conforms to the ANSI/BIFMA Furniture Emissions Standard (*M7.1/X7.1-2011 R2021) and ANSI/BIFMA e.3-2019 (Credits 7.6.1, 7.6.2, 7.6.3) for the open plan and private office workstation parameters.¹ Also, conforms to the CDPH/EHLB Standard Method (CA 01350) v1.2-2017 for the open plan and school classroom parameters.¹

¹ Modeled as Individual Furniture Components

Registration # SCS-IAQ-07200

Valid from: July 15, 2023 to July 14, 2024



Stanley Mathuram

Stanley Mathuram, PE, Executive Vice President
SCS Global Services
2000 Powell Street, Ste. 600, Emeryville, CA 94608 USA



"We are continually advancing our SynerGreen® program to ensure that our operations and manufacturing processes support our commitment to environmental responsibility and sustainability."



Green through and through.

At MTS, making great chairs means making continuous sustainability improvements. As part of our SynerGreen® philosophy, we have embraced aggressive recycling, energy conservation and emission reduction efforts. These efforts have earned us the GREENGUARD® Indoor Air Quality Certification for our entire seating line, as well as Sustainability Leader status on the MindClick Global Sustainability Index.

*“Products that have achieved
GREENGUARD® Certification are scientifically
proven to meet some of the world’s most
rigorous, third-party chemical emissions
standards – helping reduce indoor air
pollution and the risk of chemical exposure
while aiding in the creation of healthier
indoor environments.”*

UL Company Website

C
O
K
C
0
0
2
0
4



GREENGUARD® certified

In 2008, MTS Seating became the first hospitality seating manufacturer to earn the GREENGUARD Indoor Air Quality Certification on our entire line of stacking, banquet and restaurant seating. Since then, we have received GREENGUARD Certification for eight straight years. As a result, all of our seating products now carry the GREENGUARD seal.



Leading by example

In 2014, MTS received Sustainability Leader status on the MindClick Global Sustainability Index. To attain leadership status, MTS was evaluated in several areas, including corporate social responsibility, environmental operation measurements and product life cycle sustainability applications – from raw material sourcing through end of life.

"We applaud MTS's contribution to helping furnish hotels in ways that are better for the guest, the community and the environment. MTS seating is produced in socially and environmentally responsible ways so designers can feel confident in the choices they are making."

JoAnna Abrams, CEO, MindClick



Green from the ground up

At MTS we live our SynerGreen® commitment every day through green manufacturing processes. Our wood stains and clear coats are water-based to avoid the release of solvents. Our powdercoats contain **zero** Volatile Organic Chemicals (VOCs) and overspray is reclaimed and reused via a cyclone based technology. And our veneer suppliers practice sustained yield harvesting and procure all wood products through Forestry Best Management Practices established by the EPA.

"When making purchasing decisions, we want our customers to have peace of mind in knowing that MTS is sensitive to the impact that our manufacturing has on the environment."

Bart Kulish, President, MTS Seating



2015 MTS Sustainability Scorecard

-  Certified Sustainability leader in the MindClick Global Sustainability Index
-  8th consecutive year with all seating products UL GREENGUARD® Certified
-  All seating products CAL 117-2013 compliant
-  2.4 million pounds of waste diverted from landfills through recycling program
-  Implemented 100% recycled (IRT) compost substrate on élan nesting chairs
-  Reduced waste to landfills by 14% compared to 2013



SCS Global Services does hereby certify that an independent assessment has been conducted on behalf of:

Three-H Furniture Systems Limited

156462 Clover Valley Road, New Liskeard, Canada

For the following product(s):

Systems:

Archive Storage, Conferencing, CordJacket, Create Office Platform, Highway, Hookup, MEET, MultiStations Series Products, On Guard Screens, Onsite Wall and Tables, Parkway Lite, Premiere Series, Reception, SideShare, Storage Lockers, Upside Series Products, Woodstock, Workshelf Series Products, WorkStops

The product(s) meet(s) all of the necessary qualifications to be certified for the following claim(s):

Indoor Advantage™ Gold

Indoor Air Quality Certified to SCS-EC10-3-2014 v4.1

Conforms to the ANSI/BIFMA Furniture Emissions Standard (M7.1/X7.1-2011 R2021)) and ANSI/BIFMA e.3-2019 (Credits 7.6.1) for the open plan and private office and (Credit 7.6.2), for the private office workstation parameters.¹

¹ Modeled as a Workstation System



Registration # SCS-IAQ-03701

Valid from: October 9, 2023 to October 8, 2024



A handwritten signature in black ink that reads "Stanley Mathuram".

Stanley Mathuram, PE, Executive Vice President
SCS Global Services
2000 Powell Street, Ste. 600, Emeryville, CA 94608 USA

SitOnIt • Seating®

Sustainability Policy

As an industry innovator, executive management views sustainability as essential to its core business and as an opportunity for both improvement and growth. In this respect, the company's Sustainability Policy covers the following environmental, economic and social issues:

Environmental Management Policy

Exemplis is committed to environmental leadership. We are dedicated to improving our environmental performance and to reducing water, air, land and health impacts. Our approach includes implementation of pollution prevention measures and continuous improvement; as well as compliance with all local, state, and national environmental regulations at a minimum.

Design for Environment

Reducing environmental impacts of our products begins with our new product development process. All new products or major design modifications on existing products go through our Design for Environment process which seeks to incorporate energy and water efficiency, renewable, recycled, recyclable and biodegradable materials and to account for end of life impacts.

Design for Durability / Upgradeability

Exemplis products are engineered to achieve the highest levels of durability and upgradeability. Our products are designed to have a long and useful life and are manufactured to withstand repeated service, repair and handling. To facilitate maintenance, servicing and reassembly; replaceable components are standard features of the products we manufacture, making them easy to refurbish and upgrade for multiple uses by the original or future users.

Energy Policy

Exemplis is committed to improving energy conservation and efficiency which includes reducing our overall energy consumption and greenhouse gas emissions. It is our policy to continuously improve upon and regularly monitor our energy performance; acting in accordance with all current and future local, state, and national legislation required of our operations in this area. We will set objectives and targets directly related to energy conservation, which will be reviewed at least annually. To hold ourselves accountable to these internal goals, we will be transparent with our performance metrics, reporting our performance to our stakeholders through publicly available, voluntary reporting outlets.

Solid Waste Management

Exemplis has implemented a Zero Waste-to-Landfill goal. We will continuously work to achieve this goal by employing waste reduction and recycling strategies that will, over time, divert all waste from our manufacturing operations from being sent to the landfill.

Chemical Management

Exemplis is committed to reducing the human and ecosystem health impacts of our products and processes through regularly evaluating our chemical management and hazard communication plans. We will continuously evaluate and monitor the chemicals used in our facility and maintain current Safety Data Sheets through an electronic filing system. Using this process, we will build a chemical inventory system to identify and track all existing chemicals within and leaving our facility, as well as all purchased chemicals that are not currently in our system.

Transportation

Exemplis is committed to reducing transportation related emissions through idling reductions, carrier selection, and reductions in unnecessary intercompany movement. Attention is given to environmental criteria when selecting 3rd party carriers for inbound and outbound products and materials.

Social Responsibility Policy

Exemplis demonstrates its belief in being a good corporate citizen by constantly looking for ways to reaffirm the beneficial social impact of our operations locally and globally. We are committed to maintaining high social responsibility principles; we act vigilantly to be as fair as possible with our customers, employees and our manufacturing partners and to be a benefit to the communities in which we operate.

Corporate Ethics

We understand the importance of credibility and trustworthiness to our success as a business. All officers and employees of Exemplis are expected to conduct their business affairs in accordance with all applicable laws of the United States and observe the highest standards of business ethics; acting with integrity while considering the impact of our decisions on our stakeholders. This policy will be regularly communicated to all employees.

Insider Trading

Exemplis is a privately held company. As such, there are no requirements to publicly disclose any information regarding our business or financial results. As a policy, we prohibit the unauthorized disclosure and misuse of any confidential, proprietary or nonpublic information by any officer, employee or associate of the company who acquired such information in the course of his or her service with the company.

Receipt of Gifts

To avoid conflicts of interest, or the appearance thereof, Exemplis prohibits the receipt of gifts beyond a reasonable amount. Any gifts exceeding \$25 received by an employee from any current or potential vendor, associate, or customer, regardless of its nature, must be reported to the head of the organization. Gifts, excluding normal gratuities for services rendered, should never be in the form of cash.

Health & Safety

Exemplis is committed to accident prevention and will do everything possible to protect the health and safety of our employees. We will comply with legislated health and safety requirements as outlined by the Occupational Safety and Health Administration (OSHA) laws and regulations to maintain a safe workplace. In fulfilling this commitment, we will strive to eliminate all foreseeable hazards that may result in actual or potential threats to our employees' and our company's well-being.

Inclusiveness

Following US Equal Opportunity Employment laws and regulations, during hiring, training, retention, promotion, and firing of employees; Exemplis will not discriminate on the basis of race, ancestry, place of origin, color, ethnic origin, citizenship, creed, sex, sexual orientation, gender identity, gender expression, age, marital status, family status or disability. Exemplis is committed to treating all of its employees and associates with dignity and respect; encouraging collaboration, teamwork and the active involvement of all employees.

Labor and Human Rights

It is our policy to protect and respect the basic human rights of our employees and associates. Exemplis commits to providing decent work hours, wages, and conditions as well as upholding all local, national, and global regulations prohibiting forced, compulsory, and child labor.

Community Involvement

Exemplis will seek out activities that contribute to the community in which we operate. Activities may include volunteerism, donations, and sponsorship opportunities, among others. We will make every effort to involve our employees in these decisions and encourage their participation.

Signed By

CEO

Date



U.S. GREEN BUILDING COUNCIL (USGBC) is a non-profit organization that certifies sustainable businesses, homes, hospitals, schools, and neighborhoods. USGBC is dedicated to expanding green building practices and education, and its LEED® (Leadership in Energy and Environmental Design) Green Building Rating System™.

The Leadership in Energy and Environmental Design (LEED) Green Building Rating System is a voluntary, consensus-based national rating system for developing high-performance, sustainable buildings. LEED addresses all building types and emphasizes state-of-the-art strategies in five areas: sustainable site development, water savings, energy efficiency, materials and resources selection, and indoor environmental quality.

SurfaceWorks has been a member of the USGBC since 2007; our products can help earn LEED points. For more information on The U.S. Green Building Council or the LEED rating system please visit www.usgbc.org.



The mark of
responsible forestry

FOREST STEWARDSHIP COUNCIL® (FSC®) is an independent, non-governmental, not of the world's forests. It provides standard setting, trademark assurance and accreditation services for companies and organizations interested in responsible forestry. Products carrying the FSC label are independently certified to assure consumers that they come from forests that are managed to meet the social, economic and ecological needs of present and future generations. FSC has offices in more than 45 countries.

SurfaceWorks is FSC Mix certified; our FSC License Code is FSC-C014142. To download a copy of our chain of custody certificate, please [click here](#). This certificate covers the production of work surfaces using the percentage system. For more information on the Forest Stewardship Council please visit www.fsc.org



accomplishments in agricultural production, food processing and handling, forestry, fisheries, flowers and plants, energy, green building, consumer and business product manufacturing, and corporate social responsibility.

SCS GLOBAL SERVICES is global leader in independent certification of environmental, sustainability, food quality and food purity claims. Over two decades, SCS has developed internationally recognized standards and certification programs aimed at spurring the highest level of environmental improvements, social accountability and product performance. Its programs span a wide cross section of the economy, recognizing

SurfaceWorks has contracted SCS for third party verification in two certifications: **FSC® Chain of Custody certification and Indoor Advantage Gold certification**. For more information on SCS Global Services or their certification programs please visit www.scsglobalservices.com.



SCS INDOOR ADVANTAGE™ GOLD certification program was developed by SCS through an open and consensus-based process, and aligns with the health-based criteria of California 01350 (CDPH Standard Method v1.1). Certification applies to paints and coatings, adhesives and sealants, insulation, wall coverings, and other interior building material products.

SurfaceWorks products conform to following Indoor Advantage Gold test standards: CA 01350 Open Plan, ANSI/BIFMA e3 7.6.2 Open Plan, ANSI/BIFMA e3 7.6.2 Private Office, ANSI/BIFMA e3 7.6.3 Open Plan, ANSI/BIFMA e3 7.6.3 Private Office.

Our Indoor Advantage™ Gold certificate number is **SCS-IAQ-02194**. To download a copy of our certificate, please [click here](#). For more information on Indoor Advantage Gold please visit www.scsglobalservices.com.



COMPOSITE PANEL ASSOCIATION (CPA) represents the North American composite panel industry on technical, regulatory, quality assurance and product acceptance issues. CPA General Members include 40 of the leading manufacturers of particleboard, medium density fiberboard and hardboard. CPA's 200 members worldwide are committed to product advancement and industry competitiveness. As an accredited standards developer, CPA writes and publishes industry product standards. It also participates in the standards development work of ANSI, ASTM and others, sponsors product acceptance activities and works with government agencies and model building code bodies. CPA also conducts product testing and third-party certification programs, offering the first ANSI accredited Environmentally Preferable Product (EPP) certification program.



ECO-CERTIFIED COMPOSITE (ECC), as defined by Federal Executive Order 13101, are "products and services (that) have a lesser or reduced effect on human health and the environment when compared to other products and services that serve the same purpose." Furthermore, various states have adopted policies promoting sustainability to "reduce adverse impacts on natural habitats and species." CPA has adopted a voluntary Environmentally Preferable Product Specification (EPPS) to promote the fulfillment of these goals.

The Composite Panel Association (CPA) Eco-Certified Composite (ECC) Grademark Program has been developed to provide independent certification of wood composite products that are demonstrably environmentally preferable through their use of recycled and/or recovered wood fiber and adherence to voluntarily lower formaldehyde emission standards than government regulations. The Program includes requirements for initial qualification for product certification, plant quality control procedures and periodic inspections by CPA - all designed to reasonably assure that certified composite panel products meet the Program's specifications.

All products produced by SurfaceWorks are **ECC Downstream Certified**. This means that SurfaceWorks has demonstrated their environmental commitment by purchasing at least 95% CPA ECC certified composite wood products for use in our products. For more information on the Composite Panel Association or the Environmentally Preferable Products Program please visit <http://www.pbmdf.com>.



THE UNITED STATES ENVIRONMENTAL PROTECTION AGENCY (EPA) TOXIC SUBSTANCE CONTROL ACT (TSCA) TITLE VI governs emission standards for composite wood products. This legislation was put in place in order to reduce the exposure of humans to formaldehyde gas. The requirements and emission levels set forth by the EPA are in line with the California Air Resource Board's Airborne Toxic Control Measure (CARB) Phase 2.

Products covered by this legislation include hardwood plywood, medium-density fiberboard, particleboard—as well as household and other finished goods containing these products such as furniture.

SurfaceWorks understands the importance of low formaldehyde emissions; for that reason all of the products produced by SurfaceWorks are compliant with EPA TSCA Title VI regulations. To download a copy of our TSCA compliance letter, please [click here](#).

For more information on the EPA Toxic Substance Control Act Title VI legislation please visit <https://www.epa.gov/formaldehyde/formaldehyde-emission-standards-composite-wood-products>



RESTRICTION OF HAZARDOUS SUBSTANCES (ROHS2) European Parliament Directive 2011/65/EU prohibits the maximum concentrations of the following Hazardous Substances: Mercury (Hg): 100 ppm Cadmium (Cd): 100 ppm Lead (Pb): 1000 ppm Polybrominated Biphenyls (PBB): 1000 ppm Polybrominated Diphenyl Ethers (PBDE): 1000 ppm Hexavalent Chromium (CrVI): 1000 ppm Bis (2-Ethylhexyl) phthalate (DEHP): 1000 ppm Benzyl butyl phthalate (BBP): 1000 ppm Dibutyl phthalate (DBP): 1000 ppm Diisobutyl phthalate (DIBP): 1000 ppm

All products sold by SurfaceWorks are in full compliance with RoHS. To download a copy of our RoHS compliance letter, please [click here](#). For more information on Restriction of Hazardous Substances please visit <http://www.rohs.eu>.



CERTIFIED
CLEAN AIR GOLD

25301

C
O
K
C
0
0
2
0
4

Intertek does hereby certify that an independent assessment has been conducted on behalf of

INDIANA FURNITURE

Certificate Number: CA-99897-2023m

Certification valid until: 09 April 2024

Applicant Address: 1224 Mill Street
Jasper, IN 47546-2852 USA

Product Category: Furniture, Casegoods

Product Details: See Appendix

Conformance Criteria: ANSI/BIFMA e3-2019e, Sections 7.6.1: Open Plan Office and Private Office; 7.6.2: Private Office.

Issuing Office Name & Address: Intertek Testing Services NA, Inc.
4700 Broadmoor Ave SE, Suite 200
Kentwood, MI 49512 USA
Ph: +1-616-656-7401

A handwritten signature in black ink, reading 'Jesse Ondersma', positioned above a horizontal line.

Jesse Ondersma
Certification Officer
29 June 2023

This Certificate is for the exclusive use of Intertek's client and is provided pursuant to the agreement between Intertek and its Client. Intertek's responsibility and liability are limited to the terms and conditions of the agreement. Intertek assumes no liability to any party, other than to the Client in accordance with the agreement, for any loss, expense or damage occasioned by the use of this Certificate. Only the Client is authorized to permit copying or distribution of this Certificate. Any use of the Intertek name or one of its marks for the sale or advertisement of the tested material, product or service must first be approved in writing by Intertek. The observations and test/inspection results referenced in this Certificate are relevant only to the sample tested/inspected. This Certificate by itself does not imply that the material, product, or service is or has ever been under an Intertek certification program.



CERTIFIED
CLEAN AIR GOLD

Certificate Appendix

INDIANA FURNITURE

Certificate Number: CA-99897-2023m

Product Category	Storage
Model Name(s)	Arlington, Aura Reception, Cameo Reception, Canvas, Gesso, Iconic, Jefferson, Madera, Phoenix
Product Restrictions	Laminate Option Only

25301

C
O
K
C
0
0
2
0
4

This Certificate is for the exclusive use of Intertek's client and is provided pursuant to the agreement between Intertek and its Client. Intertek's responsibility and liability are limited to the terms and conditions of the agreement. Intertek assumes no liability to any party, other than to the Client in accordance with the agreement, for any loss, expense or damage occasioned by the use of this Certificate. Only the Client is authorized to permit copying or distribution of this Certificate. Any use of the Intertek name or one of its marks for the sale or advertisement of the tested material, product or service must first be approved in writing by Intertek. The observations and test/inspection results referenced in this Certificate are relevant only to the sample tested/inspected. This Certificate by itself does not imply that the material, product, or service is or has ever been under an Intertek certification program.



CERTIFIED
CLEAN AIR GOLD

25301

C
O
K
C
0
0
2
0
4

Intertek does hereby certify that an independent assessment has been conducted on behalf of

INDIANA FURNITURE

Certificate Number: CA-99897-2023I

Certification valid until: 09 April 2024

Applicant Address: 1224 Mill Street
Jasper, IN 47546-2852 USA

Product Category: Furniture, Casegoods

Product Details: See Appendix

Conformance Criteria: ANSI/BIFMA e3-2019e, Sections 7.6.1: Open Plan Office and Private Office; 7.6.2: Private Office.

Issuing Office Name & Address: Intertek Testing Services NA, Inc.
4700 Broadmoor Ave SE, Suite 200
Kentwood, MI 49512 USA
Ph: +1-616-656-7401

A handwritten signature in black ink, appearing to read 'Jesse Ondersma', is positioned above a horizontal line.

Jesse Ondersma
Certification Officer
29 June 2023

This Certificate is for the exclusive use of Intertek's client and is provided pursuant to the agreement between Intertek and its Client. Intertek's responsibility and liability are limited to the terms and conditions of the agreement. Intertek assumes no liability to any party, other than to the Client in accordance with the agreement, for any loss, expense or damage occasioned by the use of this Certificate. Only the Client is authorized to permit copying or distribution of this Certificate. Any use of the Intertek name or one of its marks for the sale or advertisement of the tested material, product or service must first be approved in writing by Intertek. The observations and test/inspection results referenced in this Certificate are relevant only to the sample tested/inspected. This Certificate by itself does not imply that the material, product, or service is or has ever been under an Intertek certification program.



CERTIFIED
CLEAN AIR GOLD

Certificate Appendix

INDIANA FURNITURE

Certificate Number: CA-99897-2023I

Product Category	Storage
Model Name(s)	Arlington, Aura Reception, Cameo Reception, Canvas, Gesso, Iconic, Jefferson, Madera, Phoenix
Product Restrictions	Veneer Option Only

This Certificate is for the exclusive use of Intertek's client and is provided pursuant to the agreement between Intertek and its Client. Intertek's responsibility and liability are limited to the terms and conditions of the agreement. Intertek assumes no liability to any party, other than to the Client in accordance with the agreement, for any loss, expense or damage occasioned by the use of this Certificate. Only the Client is authorized to permit copying or distribution of this Certificate. Any use of the Intertek name or one of its marks for the sale or advertisement of the tested material, product or service must first be approved in writing by Intertek. The observations and test/inspection results referenced in this Certificate are relevant only to the sample tested/inspected. This Certificate by itself does not imply that the material, product, or service is or has ever been under an Intertek certification program.



CERTIFICATE OF LIABILITY INSURANCE

DATE (MM/DD/YYYY)

4/25/2024

THIS CERTIFICATE IS ISSUED AS A MATTER OF INFORMATION ONLY AND CONFERS NO RIGHTS UPON THE CERTIFICATE HOLDER. THIS CERTIFICATE DOES NOT AFFIRMATIVELY OR NEGATIVELY AMEND, EXTEND OR ALTER THE COVERAGE AFFORDED BY THE POLICIES BELOW. THIS CERTIFICATE OF INSURANCE DOES NOT CONSTITUTE A CONTRACT BETWEEN THE ISSUING INSURER(S), AUTHORIZED REPRESENTATIVE OR PRODUCER, AND THE CERTIFICATE HOLDER.

IMPORTANT: If the certificate holder is an ADDITIONAL INSURED, the policy(ies) must have ADDITIONAL INSURED provisions or be endorsed. If SUBROGATION IS WAIVED, subject to the terms and conditions of the policy, certain policies may require an endorsement. A statement on this certificate does not confer rights to the certificate holder in lieu of such endorsement(s).

PRODUCER The Risk Specialty Group, LLC 675 Bering Dr, Ste. #175 Houston TX 77057		CONTACT NAME: Candi Carpenter PHONE (A/C, No, Ext): 713-552-1900 E-MAIL ADDRESS: ccarpenter@risksspecialtygroup.com		FAX (A/C, No): 713-513-5411
		INSURER(S) AFFORDING COVERAGE		NAIC #
		INSURER A : RLI Insurance Company		13056
		INSURER B : Hartford		37478
		INSURER C :		
		INSURER D :		
		INSURER E :		
		INSURER F :		

COVERAGES

CERTIFICATE NUMBER: 625272448

REVISION NUMBER:

THIS IS TO CERTIFY THAT THE POLICIES OF INSURANCE LISTED BELOW HAVE BEEN ISSUED TO THE INSURED NAMED ABOVE FOR THE POLICY PERIOD INDICATED. NOTWITHSTANDING ANY REQUIREMENT, TERM OR CONDITION OF ANY CONTRACT OR OTHER DOCUMENT WITH RESPECT TO WHICH THIS CERTIFICATE MAY BE ISSUED OR MAY PERTAIN, THE INSURANCE AFFORDED BY THE POLICIES DESCRIBED HEREIN IS SUBJECT TO ALL THE TERMS, EXCLUSIONS AND CONDITIONS OF SUCH POLICIES. LIMITS SHOWN MAY HAVE BEEN REDUCED BY PAID CLAIMS.

INSR LTR	TYPE OF INSURANCE	ADDL INSD	SUBR WVD	POLICY NUMBER	POLICY EFF (MM/DD/YYYY)	POLICY EXP (MM/DD/YYYY)	LIMITS
A	<input checked="" type="checkbox"/> COMMERCIAL GENERAL LIABILITY <input type="checkbox"/> CLAIMS-MADE <input checked="" type="checkbox"/> OCCUR GEN'L AGGREGATE LIMIT APPLIES PER: <input type="checkbox"/> POLICY <input checked="" type="checkbox"/> PRO-JECT <input type="checkbox"/> LOC <input type="checkbox"/> OTHER:			PSB0002731	1/5/2024	1/5/2025	EACH OCCURRENCE \$ 1,000,000 DAMAGE TO RENTED PREMISES (Ea occurrence) \$ 1,000,000 MED EXP (Any one person) \$ 10,000 PERSONAL & ADV INJURY \$ 1,000,000 GENERAL AGGREGATE \$ 2,000,000 PRODUCTS - COMP/OP AGG \$ 2,000,000 \$
A	<input type="checkbox"/> AUTOMOBILE LIABILITY <input type="checkbox"/> ANY AUTO <input type="checkbox"/> OWNED AUTOS ONLY <input type="checkbox"/> SCHEDULED AUTOS <input checked="" type="checkbox"/> HIRED AUTOS ONLY <input checked="" type="checkbox"/> NON-OWNED AUTOS ONLY			PSB0002731	1/5/2024	1/5/2025	COMBINED SINGLE LIMIT (Ea accident) \$ 1,000,000 BODILY INJURY (Per person) \$ BODILY INJURY (Per accident) \$ PROPERTY DAMAGE (Per accident) \$ \$
A	<input checked="" type="checkbox"/> UMBRELLA LIAB <input checked="" type="checkbox"/> OCCUR <input type="checkbox"/> EXCESS LIAB <input type="checkbox"/> CLAIMS-MADE DED <input type="checkbox"/> RETENTION \$			PSE0003114	1/5/2024	1/5/2025	EACH OCCURRENCE \$ 2,000,000 AGGREGATE \$ 2,000,000 \$
A	<input checked="" type="checkbox"/> WORKERS COMPENSATION AND EMPLOYERS' LIABILITY ANY PROPRIETOR/PARTNER/EXECUTIVE OFFICER/MEMBER EXCLUDED? (Mandatory in NH) If yes, describe under DESCRIPTION OF OPERATIONS below	Y / N <input type="checkbox"/>	N / A	PSW0002362	1/5/2024	1/5/2025	<input checked="" type="checkbox"/> PER STATUTE <input type="checkbox"/> OTH-ER E.L. EACH ACCIDENT \$ 1,000,000 E.L. DISEASE - EA EMPLOYEE \$ 1,000,000 E.L. DISEASE - POLICY LIMIT \$ 1,000,000
B	Professional Liability (claims made)			46 OH 0424479-24	1/5/2024	1/5/2025	Each Claim Limit 1,000,000 Aggregate Limit 2,000,000

DESCRIPTION OF OPERATIONS / LOCATIONS / VEHICLES (ACORD 101, Additional Remarks Schedule, may be attached if more space is required)

RE: Bid# 25301

City of Oklahoma City and its participating trusts are included as additional insured on General Liability & Automobile Liability when required by written contract or agreement. Waiver of subrogation is provided in favor of certificate holder on General Liability, Workers Compensation & Automobile Liability when required by written contract or agreement. The policies are primary and noncontributory when required by written contract or agreement.

CERTIFICATE HOLDER**CANCELLATION**

City of Oklahoma City
100 N. Walker Ave
Oklahoma City OK 73102

SHOULD ANY OF THE ABOVE DESCRIBED POLICIES BE CANCELLED BEFORE THE EXPIRATION DATE THEREOF, NOTICE WILL BE DELIVERED IN ACCORDANCE WITH THE POLICY PROVISIONS.

AUTHORIZED REPRESENTATIVE

© 1988-2015 ACORD CORPORATION. All rights reserved.

Solicitation 25301

FURNITURE FOR CITY FACILITIES

Bid Designation: Public



The City of
OKLAHOMA CITY

City of Oklahoma City and its Trusts

Bid 25301
FURNITURE FOR CITY FACILITIES

Bid Number	25301		
Bid Title	FURNITURE FOR CITY FACILITIES		
Expected Expenditure	\$1,500,000.00 (This price is expected - not guaranteed)		
Bid Start Date	Feb 21, 2024 7:48:25 AM CST		
Bid End Date	Mar 20, 2024 10:00:00 AM CDT		
Question & Answer End Date	Mar 14, 2024 12:00:00 PM CDT		
Bid Contact	Crystal Rushing crystal.rushing@okc.gov		
Bid Contact	City Clerk cityclerk@okc.gov		
Bid Contact	Carla Jack carla.jack@okc.gov		
Contract Duration	1 year		
Contract Renewal	2 annual renewals		
Prices Good for	Not Applicable		
Standard Disclaimer	This site and system is hosted by Oklahoma City through BIDSYNC for use of The City of Oklahoma City and its trusts. Certain screens and flags may show the name and/or seal of The City; however, such references do not indicate or change the contracting entity.		
Bid Comments	The Expected Expenditure amount of \$1,500,000 for this commodity is an estimate for a one-year period based on past history and future projections. The quantity of any item when shown in the specifications as an estimate of an annual requirement is only an estimate based on currently available information. The purchase of any such item or quantity is not guaranteed. Any offer conditioned upon a promise by the Contracting Entity to purchase a minimum or definite quantity of such an item will be rejected. See the specification bid packet for more information. Added on Mar 12, 2024: Extended close date to 3/20/24.		

Addendum # 1

Previous End Date	Mar 13, 2024 10:00:00 AM CDT	New End Date	Mar 20, 2024 10:00:00 AM CDT
Previous Q & A End Date	Mar 8, 2024 12:00:00 PM CST	New Q & A End Date	Mar 14, 2024 12:00:00 PM CDT

Item Response Form

Item 25301--01-01 - Delivery: Delivery**Lot Description Delivery****Quantity 1 day**

Prices are not requested for this item.

Delivery Location City of Oklahoma City and its Trusts[See Bid Packet for Location\(s\)](#)

N/A

Oklahoma City OK 73102

Qty 1**Description**

Indicate the number of delivery days for stock items after receipt of order. If the number of days varies by brand, this can be listed in the description field of the line items below.

Item 25301--01-02 - Delivery: Delivery**Lot Description Delivery****Quantity 1 day**

Prices are not requested for this item.

Delivery Location City of Oklahoma City and its Trusts[See Bid Packet for Location\(s\)](#)

N/A

Oklahoma City OK 73102

Qty 1**Description**

Indicate the number of delivery days for non-stock items after receipt of order. If the number of days varies by brand, this can be listed in the description field of the line items below.

Item 25301--02-01 - Restocking Fee: Restocking Fee**Lot Description Restocking Fee****Quantity 1 each****Percentage****Delivery Location City of Oklahoma City and its Trusts**[See Bid Packet for Location\(s\)](#)

N/A

Oklahoma City OK 73102

Qty 1**Description**

Enter the maximum percentage of restocking fee for furniture returned due to an error by City/Trust staff

Item 25301--03-01 - Furniture for City Facilities: Aurora Mobile**Lot Description Furniture for City Facilities****Quantity 1 each****Percentage****Delivery Location City of Oklahoma City and its Trusts**[See Bid Packet for Location\(s\)](#)

N/A

Oklahoma City OK 73102

Qty 1

Description

Enter the percentage discount from a Catalog, Price List or Website. If pricing is from a website, type the website address in the description field. Copies of price lists or catalogs should be attached to this line item. Product specifications may also be attached.

Item	25301--03-02 - Furniture for City Facilities: Aurora Shelving
Lot Description	Furniture for City Facilities
Quantity	1 each
Percentage	<input type="text"/>
Delivery Location	City of Oklahoma City and its Trusts See Bid Packet for Location(s) N/A Oklahoma City OK 73102 Qty 1

Description

Enter the percentage discount from a Catalog, Price List or Website. If pricing is from a website, type the website address in the description field. Copies of price lists or catalogs should be attached to this line item. Product specifications may also be attached.

Item	25301--03-03 - Furniture for City Facilities: Brighton
Lot Description	Furniture for City Facilities
Quantity	1 each
Percentage	<input type="text"/>
Delivery Location	City of Oklahoma City and its Trusts See Bid Packet for Location(s) N/A Oklahoma City OK 73102 Qty 1

Description

Enter the percentage discount from a Catalog, Price List or Website. If pricing is from a website, type the website address in the description field. Copies of price lists or catalogs should be attached to this line item. Product specifications may also be attached.

Item	25301--03-04 - Furniture for City Facilities: Darran
Lot Description	Furniture for City Facilities
Quantity	1 each
Percentage	<input type="text"/>
Delivery Location	City of Oklahoma City and its Trusts See Bid Packet for Location(s) N/A Oklahoma City OK 73102 Qty 1

Description

Enter the percentage discount from a Catalog, Price List or Website. If pricing is from a website, type the website address in the description field. Copies of price lists or catalogs should be attached to this line item. Product specifications may also be attached.

Item	25301--03-05 - Furniture for City Facilities: DMI
Lot Description	Furniture for City Facilities
Quantity	1 each
Percentage	<input type="text"/>

Delivery Location **City of Oklahoma City and its Trusts**[See Bid Packet for Location\(s\)](#)

N/A

Oklahoma City OK 73102

Qty 1**Description**

Enter the percentage discount from a Catalog, Price List or Website. If pricing is from a website, type the website address in the description field. Copies of price lists or catalogs should be attached to this line item. Product specifications may also be attached.

Item **25301--03-06 - Furniture for City Facilities: Ergogenesis**Lot Description **Furniture for City Facilities**Quantity **1 each**Percentage Delivery Location **City of Oklahoma City and its Trusts**[See Bid Packet for Location\(s\)](#)

N/A

Oklahoma City OK 73102

Qty 1**Description**

Enter the percentage discount from a Catalog, Price List or Website. If pricing is from a website, type the website address in the description field. Copies of price lists or catalogs should be attached to this line item. Product specifications may also be attached.

Item **25301--03-07 - Furniture for City Facilities: ESI**Lot Description **Furniture for City Facilities**Quantity **1 each**Percentage Delivery Location **City of Oklahoma City and its Trusts**[See Bid Packet for Location\(s\)](#)

N/A

Oklahoma City OK 73102

Qty 1**Description**

Enter the percentage discount from a Catalog, Price List or Website. If pricing is from a website, type the website address in the description field. Copies of price lists or catalogs should be attached to this line item. Product specifications may also be attached.

Item **25301--03-08 - Furniture for City Facilities: Fairfield**Lot Description **Furniture for City Facilities**Quantity **1 each**Percentage Delivery Location **City of Oklahoma City and its Trusts**[See Bid Packet for Location\(s\)](#)

N/A

Oklahoma City OK 73102

Qty 1**Description**

Enter the percentage discount from a Catalog, Price List or Website. If pricing is from a website, type the website address in the description field. Copies of price lists or catalogs should be attached to this line item. Product specifications may also be attached.

C
O
K
C
0
0
2
0
4

Item	25301--03-09 - Furniture for City Facilities: FireKing
Lot Description	Furniture for City Facilities
Quantity	1 each
Percentage	<input type="text"/>
Delivery Location	City of Oklahoma City and its Trusts
	<u>See Bid Packet for Location(s)</u>
	N/A
	Oklahoma City OK 73102
	Qty 1

Description

Enter the percentage discount from a Catalog, Price List or Website. If pricing is from a website, type the website address in the description field. Copies of price lists or catalogs should be attached to this line item. Product specifications may also be attached.

Item	25301--03-10 - Furniture for City Facilities: Global
Lot Description	Furniture for City Facilities
Quantity	1 each
Percentage	<input type="text"/>
Delivery Location	City of Oklahoma City and its Trusts
	<u>See Bid Packet for Location(s)</u>
	N/A
	Oklahoma City OK 73102
	Qty 1

Description

Enter the percentage discount from a Catalog, Price List or Website. If pricing is from a website, type the website address in the description field. Copies of price lists or catalogs should be attached to this line item. Product specifications may also be attached.

Item	25301--03-11 - Furniture for City Facilities: Great Openings
Lot Description	Furniture for City Facilities
Quantity	1 each
Percentage	<input type="text"/>
Delivery Location	City of Oklahoma City and its Trusts
	<u>See Bid Packet for Location(s)</u>
	N/A
	Oklahoma City OK 73102
	Qty 1

Description

Enter the percentage discount from a Catalog, Price List or Website. If pricing is from a website, type the website address in the description field. Copies of price lists or catalogs should be attached to this line item. Product specifications may also be attached.

Item	25301--03-12 - Furniture for City Facilities: Gunlocke
Lot Description	Furniture for City Facilities
Quantity	1 each
Percentage	<input type="text"/>
Delivery Location	City of Oklahoma City and its Trusts
	<u>See Bid Packet for Location(s)</u>

N/A
Oklahoma City OK 73102
Qty 1

Description

Enter the percentage discount from a Catalog, Price List or Website. If pricing is from a website, type the website address in the description field. Copies of price lists or catalogs should be attached to this line item. Product specifications may also be attached.

Item **25301--03-13 - Furniture for City Facilities: Hamilton Sorter/Mailroom Modular**
Lot Description **Furniture for City Facilities**
Quantity **1 each**
Percentage
Delivery Location **City of Oklahoma City and its Trusts**
[See Bid Packet for Location\(s\)](#)
N/A
Oklahoma City OK 73102
Qty 1

Description

Enter the percentage discount from a Catalog, Price List or Website. If pricing is from a website, type the website address in the description field. Copies of price lists or catalogs should be attached to this line item. Product specifications may also be attached.

Item **25301--03-14 - Furniture for City Facilities: HON**
Lot Description **Furniture for City Facilities**
Quantity **1 each**
Percentage
Delivery Location **City of Oklahoma City and its Trusts**
[See Bid Packet for Location\(s\)](#)
N/A
Oklahoma City OK 73102
Qty 1

Description

Enter the percentage discount from a Catalog, Price List or Website. If pricing is from a website, type the website address in the description field. Copies of price lists or catalogs should be attached to this line item. Product specifications may also be attached.

Item **25301--03-15 - Furniture for City Facilities: Indiana**
Lot Description **Furniture for City Facilities**
Quantity **1 each**
Percentage
Delivery Location **City of Oklahoma City and its Trusts**
[See Bid Packet for Location\(s\)](#)
N/A
Oklahoma City OK 73102
Qty 1

Description

Enter the percentage discount from a Catalog, Price List or Website. If pricing is from a website, type the website address in the description field. Copies of price lists or catalogs should be attached to this line item. Product specifications may also be attached.

Item **25301--03-16 - Furniture for City Facilities: Izzy**

C
O
K
C
0
0
2
0
4

Lot Description **Furniture for City Facilities**
Quantity **1 each**
Percentage
Delivery Location **City of Oklahoma City and its Trusts**
[See Bid Packet for Location\(s\)](#)
N/A
Oklahoma City OK 73102
Qty 1

Description

Enter the percentage discount from a Catalog, Price List or Website. If pricing is from a website, type the website address in the description field. Copies of price lists or catalogs should be attached to this line item. Product specifications may also be attached.

Item **25301--03-17 - Furniture for City Facilities: Knoll**
Lot Description **Furniture for City Facilities**
Quantity **1 each**
Percentage
Delivery Location **City of Oklahoma City and its Trusts**
[See Bid Packet for Location\(s\)](#)
N/A
Oklahoma City OK 73102
Qty 1

Description

Enter the percentage discount from a Catalog, Price List or Website. If pricing is from a website, type the website address in the description field. Copies of price lists or catalogs should be attached to this line item. Product specifications may also be attached.

Item **25301--03-18 - Furniture for City Facilities: Kruger International (KI)**
Lot Description **Furniture for City Facilities**
Quantity **1 each**
Percentage
Delivery Location **City of Oklahoma City and its Trusts**
[See Bid Packet for Location\(s\)](#)
N/A
Oklahoma City OK 73102
Qty 1

Description

Enter the percentage discount from a Catalog, Price List or Website. If pricing is from a website, type the website address in the description field. Copies of price lists or catalogs should be attached to this line item. Product specifications may also be attached.

Item **25301--03-19 - Furniture for City Facilities: Kwik File Storage Products**
Lot Description **Furniture for City Facilities**
Quantity **1 each**
Percentage
Delivery Location **City of Oklahoma City and its Trusts**
[See Bid Packet for Location\(s\)](#)
N/A
Oklahoma City OK 73102
Qty 1

Description

Enter the percentage discount from a Catalog, Price List or Website. If pricing is from a website, type the website address in the description field. Copies of price lists or catalogs should be attached to this line item. Product specifications may also be attached.

Item	25301--03-20 - Furniture for City Facilities: Lazboy
Lot Description	Furniture for City Facilities
Quantity	1 each
Percentage	<input type="text"/>
Delivery Location	City of Oklahoma City and its Trusts
	See Bid Packet for Location(s)
	N/A
	Oklahoma City OK 73102
	Qty 1

Description

Enter the percentage discount from a Catalog, Price List or Website. If pricing is from a website, type the website address in the description field. Copies of price lists or catalogs should be attached to this line item. Product specifications may also be attached.

Item	25301--03-21 - Furniture for City Facilities: Mity-Lite
Lot Description	Furniture for City Facilities
Quantity	1 each
Percentage	<input type="text"/>
Delivery Location	City of Oklahoma City and its Trusts
	See Bid Packet for Location(s)
	N/A
	Oklahoma City OK 73102
	Qty 1

Description

Enter the percentage discount from a Catalog, Price List or Website. If pricing is from a website, type the website address in the description field. Copies of price lists or catalogs should be attached to this line item. Product specifications may also be attached.

Item	25301--03-22 - Furniture for City Facilities: National
Lot Description	Furniture for City Facilities
Quantity	1 each
Percentage	<input type="text"/>
Delivery Location	City of Oklahoma City and its Trusts
	See Bid Packet for Location(s)
	N/A
	Oklahoma City OK 73102
	Qty 1

Description

Enter the percentage discount from a Catalog, Price List or Website. If pricing is from a website, type the website address in the description field. Copies of price lists or catalogs should be attached to this line item. Product specifications may also be attached.

Item	25301--03-23 - Furniture for City Facilities: OFS Brands
Lot Description	Furniture for City Facilities
Quantity	1 each
Percentage	<input type="text"/>

Delivery Location **City of Oklahoma City and its Trusts**[See Bid Packet for Location\(s\)](#)

N/A

Oklahoma City OK 73102

Qty 1**Description**

Enter the percentage discount from a Catalog, Price List or Website. If pricing is from a website, type the website address in the description field. Copies of price lists or catalogs should be attached to this line item. Product specifications may also be attached.

Item **25301--03-24 - Furniture for City Facilities: Prestige**Lot Description **Furniture for City Facilities**Quantity **1 each**Percentage Delivery Location **City of Oklahoma City and its Trusts**[See Bid Packet for Location\(s\)](#)

N/A

Oklahoma City OK 73102

Qty 1**Description**

Enter the percentage discount from a Catalog, Price List or Website. If pricing is from a website, type the website address in the description field. Copies of price lists or catalogs should be attached to this line item. Product specifications may also be attached.

Item **25301--03-25 - Furniture for City Facilities: Remstar Vertical File System**Lot Description **Furniture for City Facilities**Quantity **1 each**Percentage Delivery Location **City of Oklahoma City and its Trusts**[See Bid Packet for Location\(s\)](#)

N/A

Oklahoma City OK 73102

Qty 1**Description**

Enter the percentage discount from a Catalog, Price List or Website. If pricing is from a website, type the website address in the description field. Copies of price lists or catalogs should be attached to this line item. Product specifications may also be attached.

Item **25301--03-26 - Furniture for City Facilities: Russ Basset Cabinet and Shelving**Lot Description **Furniture for City Facilities**Quantity **1 each**Percentage Delivery Location **City of Oklahoma City and its Trusts**[See Bid Packet for Location\(s\)](#)

N/A

Oklahoma City OK 73102

Qty 1**Description**

Enter the percentage discount from a Catalog, Price List or Website. If pricing is from a website, type the website address in the description field. Copies of price lists or catalogs should be attached to this line item. Product specifications may also be attached.

C
O
K
C
0
0
2
0
4

Item	25301--03-27 - Furniture for City Facilities: Space Saver
Lot Description	Furniture for City Facilities
Quantity	1 each
Percentage	<input type="text"/>
Delivery Location	City of Oklahoma City and its Trusts
	<u>See Bid Packet for Location(s)</u>
	N/A
	Oklahoma City OK 73102
	Qty 1

Description

Enter the percentage discount from a Catalog, Price List or Website. If pricing is from a website, type the website address in the description field. Copies of price lists or catalogs should be attached to this line item. Product specifications may also be attached.

Item	25301--03-28 - Furniture for City Facilities: Steel Fixtures
Lot Description	Furniture for City Facilities
Quantity	1 each
Percentage	<input type="text"/>
Delivery Location	City of Oklahoma City and its Trusts
	<u>See Bid Packet for Location(s)</u>
	N/A
	Oklahoma City OK 73102
	Qty 1

Description

Enter the percentage discount from a Catalog, Price List or Website. If pricing is from a website, type the website address in the description field. Copies of price lists or catalogs should be attached to this line item. Product specifications may also be attached.

Item	25301--03-29 - Furniture for City Facilities: St. Timothy
Lot Description	Furniture for City Facilities
Quantity	1 each
Percentage	<input type="text"/>
Delivery Location	City of Oklahoma City and its Trusts
	<u>See Bid Packet for Location(s)</u>
	N/A
	Oklahoma City OK 73102
	Qty 1

Description

Enter the percentage discount from a Catalog, Price List or Website. If pricing is from a website, type the website address in the description field. Copies of price lists or catalogs should be attached to this line item. Product specifications may also be attached.

Item	25301--03-30 - Furniture for City Facilities: Surface Technologies
Lot Description	Furniture for City Facilities
Quantity	1 each
Percentage	<input type="text"/>
Delivery Location	City of Oklahoma City and its Trusts
	<u>See Bid Packet for Location(s)</u>

N/A
Oklahoma City OK 73102
Qty 1

Description

Enter the percentage discount from a Catalog, Price List or Website. If pricing is from a website, type the website address in the description field. Copies of price lists or catalogs should be attached to this line item. Product specifications may also be attached.

Item **25301--03-31 - Furniture for City Facilities: Tab Filing Systems and Supplies**
Lot Description **Furniture for City Facilities**
Quantity **1 each**
Percentage
Delivery Location **City of Oklahoma City and its Trusts**
[See Bid Packet for Location\(s\)](#)
N/A
Oklahoma City OK 73102
Qty 1

Description

Enter the percentage discount from a Catalog, Price List or Website. If pricing is from a website, type the website address in the description field. Copies of price lists or catalogs should be attached to this line item. Product specifications may also be attached.

Item **25301--03-32 - Furniture for City Facilities: Tennsco**
Lot Description **Furniture for City Facilities**
Quantity **1 each**
Percentage
Delivery Location **City of Oklahoma City and its Trusts**
[See Bid Packet for Location\(s\)](#)
N/A
Oklahoma City OK 73102
Qty 1

Description

Enter the percentage discount from a Catalog, Price List or Website. If pricing is from a website, type the website address in the description field. Copies of price lists or catalogs should be attached to this line item. Product specifications may also be attached.

Item **25301--03-33 - Furniture for City Facilities: Virco**
Lot Description **Furniture for City Facilities**
Quantity **1 each**
Percentage
Delivery Location **City of Oklahoma City and its Trusts**
[See Bid Packet for Location\(s\)](#)
N/A
Oklahoma City OK 73102
Qty 1

Description

Enter the percentage discount from a Catalog, Price List or Website. If pricing is from a website, type the website address in the description field. Copies of price lists or catalogs should be attached to this line item. Product specifications may also be attached.

Item **25301--03-34 - Furniture for City Facilities: Other Brands**

C
O
K
C
0
0
2
0
4

Lot Description **Furniture for City Facilities**
Quantity **1 each**
Percentage
Delivery Location **City of Oklahoma City and its Trusts**
[See Bid Packet for Location\(s\)](#)
N/A
Oklahoma City OK 73102
Qty 1

Description

The above brands are not meant to be exclusive. Enter the percentage discount from a Catalog, Price List or Website. If pricing is from a website, type the website address in the description field. Copies of price lists or catalogs should be attached to this line item. Product specifications may also be attached.

Item **25301--03-35 - Furniture for City Facilities: Other Brands**
Lot Description **Furniture for City Facilities**
Quantity **1 each**
Percentage
Delivery Location **City of Oklahoma City and its Trusts**
[See Bid Packet for Location\(s\)](#)
N/A
Oklahoma City OK 73102
Qty 1

Description

The above brands are not meant to be exclusive. Enter the percentage discount from a Catalog, Price List or Website. If pricing is from a website, type the website address in the description field. Copies of price lists or catalogs should be attached to this line item. Product specifications may also be attached.

Item **25301--03-36 - Furniture for City Facilities: Other Brands**
Lot Description **Furniture for City Facilities**
Quantity **1 each**
Percentage
Delivery Location **City of Oklahoma City and its Trusts**
[See Bid Packet for Location\(s\)](#)
N/A
Oklahoma City OK 73102
Qty 1

Description

The above brands are not meant to be exclusive. Enter the percentage discount from a Catalog, Price List or Website. If pricing is from a website, type the website address in the description field. Copies of price lists or catalogs should be attached to this line item. Product specifications may also be attached.

Item **25301--03-37 - Furniture for City Facilities: Other Brands**
Lot Description **Furniture for City Facilities**
Quantity **1 each**
Percentage
Delivery Location **City of Oklahoma City and its Trusts**
[See Bid Packet for Location\(s\)](#)
N/A

C
O
K
C
0
0
2
0
4

Oklahoma City OK 73102
Qty 1

Description

The above brands are not meant to be exclusive. Enter the percentage discount from a Catalog, Price List or Website. If pricing is from a website, type the website address in the description field. Copies of price lists or catalogs should be attached to this line item. Product specifications may also be attached.

Item	25301--03-38 - Furniture for City Facilities: Other Brands
Lot Description	Furniture for City Facilities
Quantity	1 each
Percentage	<input type="text"/>
Delivery Location	City of Oklahoma City and its Trusts
	See Bid Packet for Location(s)
	N/A
	Oklahoma City OK 73102
	Qty 1

Description

The above brands are not meant to be exclusive. Enter the percentage discount from a Catalog, Price List or Website. If pricing is from a website, type the website address in the description field. Copies of price lists or catalogs should be attached to this line item. Product specifications may also be attached.

Item	25301--03-39 - Furniture for City Facilities: Other Brands
Lot Description	Furniture for City Facilities
Quantity	1 each
Percentage	<input type="text"/>
Delivery Location	City of Oklahoma City and its Trusts
	See Bid Packet for Location(s)
	N/A
	Oklahoma City OK 73102
	Qty 1

Description

The above brands are not meant to be exclusive. Enter the percentage discount from a Catalog, Price List or Website. If pricing is from a website, type the website address in the description field. Copies of price lists or catalogs should be attached to this line item. Product specifications may also be attached.

Item	25301--03-40 - Furniture for City Facilities: Other Brands
Lot Description	Furniture for City Facilities
Quantity	1 each
Percentage	<input type="text"/>
Delivery Location	City of Oklahoma City and its Trusts
	See Bid Packet for Location(s)
	N/A
	Oklahoma City OK 73102
	Qty 1

Description

The above brands are not meant to be exclusive. Enter the percentage discount from a Catalog, Price List or Website. If pricing is from a website, type the website address in the description field. Copies of price lists or catalogs should be attached to this line item. Product specifications may also be attached.

C
O
K
C
0
0
2
0
4

Item	25301--03-41 - Furniture for City Facilities: Other Brands
Lot Description	Furniture for City Facilities
Quantity	1 each
Percentage	<input type="text"/>
Delivery Location	City of Oklahoma City and its Trusts
	<u>See Bid Packet for Location(s)</u>
	N/A
	Oklahoma City OK 73102
	Qty 1

Description

The above brands are not meant to be exclusive. Enter the percentage discount from a Catalog, Price List or Website. If pricing is from a website, type the website address in the description field. Copies of price lists or catalogs should be attached to this line item. Product specifications may also be attached.

Item	25301--03-42 - Furniture for City Facilities: Other Brands
Lot Description	Furniture for City Facilities
Quantity	1 each
Percentage	<input type="text"/>
Delivery Location	City of Oklahoma City and its Trusts
	<u>See Bid Packet for Location(s)</u>
	N/A
	Oklahoma City OK 73102
	Qty 1

Description

The above brands are not meant to be exclusive. Enter the percentage discount from a Catalog, Price List or Website. If pricing is from a website, type the website address in the description field. Copies of price lists or catalogs should be attached to this line item. Product specifications may also be attached.

Item	25301--03-43 - Furniture for City Facilities: Other Brands
Lot Description	Furniture for City Facilities
Quantity	1 each
Percentage	<input type="text"/>
Delivery Location	City of Oklahoma City and its Trusts
	<u>See Bid Packet for Location(s)</u>
	N/A
	Oklahoma City OK 73102
	Qty 1

Description

The above brands are not meant to be exclusive. Enter the percentage discount from a Catalog, Price List or Website. If pricing is from a website, type the website address in the description field. Copies of price lists or catalogs should be attached to this line item. Product specifications may also be attached.

Item	25301--03-44 - Furniture for City Facilities: Installation
Lot Description	Furniture for City Facilities
Quantity	1 hour
Unit Price	<input type="text"/>

Delivery Location **City of Oklahoma City and its Trusts**
[See Bid Packet for Location\(s\)](#)
N/A
Oklahoma City OK 73102
Qty 1

Description
Enter hourly rate for installation or attach information on how installation charges will be calculated.

Item **25301--04-01 - Sustainability Products: Sustainability Products**
Lot Description **Sustainability Products**
Quantity **1 each**
Prices are not requested for this item.

Delivery Location **City of Oklahoma City and its Trusts**
[See Bid Packet for Location\(s\)](#)
N/A
Oklahoma City OK 73102
Qty 1

Description
See Products Supporting Oklahoma City Sustainability section in the technical specifications. Attach information on the products you are bidding meeting these goals.

Item **25301--05-01 - W-9: W-9**
Lot Description **W-9**
Quantity **1 each**
Prices are not requested for this item.

Delivery Location **City of Oklahoma City and its Trusts**
[See Bid Packet for Location\(s\)](#)
N/A
Oklahoma City OK 73102
Qty 1

Description
Please attach a W-9 on the most recent IRS form.

C
O
K
C
0
0
2
0
4

**BID/PRICING AGREEMENT/CONTRACT FORM & NON-DISCRIMINATION
STATEMENT**
**BIDDER MUST ELECTRONICALLY COMPLETE, SIGN AND NOTARIZE THIS
DOCUMENT PRIOR TO SUBMITTING IN THE ELECTRONIC BID SYSTEM**

**Please be aware that typing in your password acts as your electronic signature, which is
just as legal and binding as an original signature.**

(See Electronic Signatures in Global and National Commerce Act for more information.)

**THIS DOCUMENT MUST BE ELECTRONICALLY SIGNED AND SUBMITTED WITH THE BID
OR THE BID WILL BE REJECTED**

INSTRUCTIONS: This document MUST be electronically signed and submitted with the bid for the bid to be valid. Failure to electronically sign the this document prior to submitting the electronic bid will result in rejection of your bid. This document constitutes your bid and will be the Pricing Agreement/Contract document under which you are to perform, should your bid be accepted, so it must be properly and completely executed. It is, therefore, essential that you are aware of its terms, as well as those contained in the specifications.

Submit this electronically signed document, along with all accompanying documents:

THIS PRICING AGREEMENT/CONTRACT is made and entered into, by and between
hereinafter referred to as "Bidder" and The City of Oklahoma City, a municipal corporation, or a participating Public Trust of which The City of Oklahoma City is Beneficiary hereinafter referred to as the "Contracting Entity."

WITNESSETH:

WHEREAS, the governing body of the Contracting Entity has approved certain specifications and requested by notice that bids be submitted thereon; and

WHEREAS, this document until executed by the Mayor/Chairman of the Contracting Entity constitutes the Bidder's proposal; and

NOW, THEREFORE, that in consideration of the covenants, agreements and representations as hereinafter set forth, it is mutually agreed by the parties that:

1. The Bidder agrees to sell and deliver to the Contracting Entity, the items of material and/or services, specified in the pricing section of the electronic bid submittal, which is attached hereto and made a part of this Pricing Agreement/Contract. List the prompt payment discount, if any, for this agreement in the space provided below:

Discount for Prompt Payment % Days

2. The Bidder expressly warrants that all articles, material, and/or work covered in this Pricing Agreement/Contract will conform to the specifications and electronic bid documents attached to this bid and are hereby incorporated, as if set forth in full herein; and further warrants that the same shall be of good material and workmanship, and free from defects.

3. The Bidder understands that all bids are to be submitted in U.S. dollars at a firm price. Bids submitted in any currency other than U.S. dollars will be rejected.

4. The Bidder also understands that all invoices shall be submitted in U.S. dollars and agrees to accept payment in U.S. dollars as full satisfaction of the invoiced amount.

5. If any of the goods fail to meet the warranties contained in Paragraph 2, above, the Bidder, upon notice from the Contracting Entity, shall promptly correct or replace the same at the Bidder's expense. If the Bidder shall fail to so do, the Contracting Entity may cancel this order as to all such goods, and in addition, may cancel the then remaining balance of this order. After notice to the Bidder, all such goods will be held at the Bidder's risk. The Contracting Entity may, at the Bidder's direction, make available such goods to be returned to the Bidder at the Bidder's

risk, and all transportation charges, both to and from the original destination, shall be paid by the Bidder. Any payment for such goods shall be refunded by the Bidder unless the Bidder promptly corrects or replaces the same at the Bidder's expense.

6. The Contracting Entity agrees to pay to the Bidder the price and amount in accordance with Paragraph 1 above, based on the quantity actually purchased, upon delivery to and acceptance by the Contracting Entity, of the material and/or service[s] above described and upon the filing by the Bidder, and approval by the Contracting Entity, of a verified claim for the amount due.

7. The Bidder agrees, in connection with the performance of work under this Pricing Agreement/Contract:

a. That the Bidder will not discriminate against any employee or applicant for employment, because of race, creed, color, sex, age, national origin, ancestry or disability. The Bidder shall take affirmative action to ensure that employees are treated without regard to their race, creed, color, age, national origin, sex, ancestry or disability. Such actions shall include, but not be limited to, the following: employment, promotion, demotion or transfer, recruitment, advertising, lay-off, termination, rates of pay or other forms of compensation and selection for training, including apprenticeship. The Bidder agrees to post, in a conspicuous place available to employees and applicants for employment, notices to be provided by the City Clerk/Secretary of the Contracting Entity setting forth the provisions of this section, and;

b. That the Bidder agrees to include this non-discrimination clause in any subcontracts connected with the performance of this Pricing Agreement/Contract.

8. In the event of the Bidder's non-compliance with the above non-discrimination clause, this Pricing Agreement/Contract may be canceled or terminated by the Contracting Entity. The Bidder may be declared by the Contracting Entity ineligible for further Pricing Agreement[s]/Contract[s] with the Contracting Entity until satisfactory proof of intent to comply is made by the Bidder.

9. The risk of loss or damage shall be borne by the Bidder at all times until the acceptance of goods, properly packed, by the Contracting Entity.

10. This Pricing Agreement/Contract, specifications, electronic bid submittal documents and any attachments constitutes the entire understanding and agreement of the parties upon the subject matter hereof. There is no agreement, oral or otherwise, which is not contained in or attached to this Pricing Agreement/Contract. This Pricing Agreement/Contract may not be modified or assigned unless approved in writing and signed by both parties.

11. The parties assume and understand that the variables in the Bidder's cost of performance may fluctuate; consequently, the parties agree that any fluctuations in the Bidder's costs will not alter the Bidder's obligations under this Pricing Agreement/Contract nor excuse performance or delay on the Bidder's part.

12. This Pricing Agreement/Contract shall be inoperative during such period of time that the aforesaid delivery or acceptance may be rendered impossible by reason of fire, Act of God or government regulation. Provided, however, to the extent that the Bidder has any commercially reasonable alternative method of performing this Pricing Agreement/Contract by purchase on the market or otherwise, the Bidder shall not be freed of any obligations hereunder by this clause, even though the goods intended for this Pricing Agreement/Contract were destroyed or their delivery delayed because of an event described above.

13. The shipping or receiving of any goods under this Pricing Agreement/Contract shall not be deemed, or be, a waiver of any right to damages for any prior failure to ship or receive any goods.

14. This Pricing Agreement/Contract shall be governed by the laws of the State of Oklahoma.

15. The Bidder shall be responsible for complying with all applicable federal, state and local laws.

16. If submitting a bid for services, the Bidder certifies that they, and any proposed subcontractors, are in compliance with 25 O.S. §1313 and participate in the status Verification System. The Status Verification System is defined in 25 O.S. §1312 and includes but is not limited to the free Employment Verification Program (E-Verify) through the Department of Homeland Security and available at www.dhs.gov/E-Verify.

The undersigned individual states that the Bidder will be bound by all components of its bid, the specification, the terms and conditions of the Pricing Agreement/Contract, and the requirements for Bidders.

WITNESS the hands of the parties hereto:

THIS FORM MUST BE ELECTRONICALLY SIGNED AND SUBMITTED WITH THE BID FOR THE BID TO BE VALID

Note: The owner or an officer of the business or corporation may sign this document. A Corporate Seal or a letter of authorization is needed for any other signer. For instance, if a Salesman or Manager signs this form, a letter of authorization or Corporate Seal is to be attached.

Type Name of Authorized Agent

Title of Authorized Agent

Company Name and Address

Zip Code

Telephone Number and Fax Number if any

BIDDER MUST ELECTRONICALLY COMPLETE, SIGN AND NOTARIZE THIS DOCUMENT

Please be aware that typing in your password acts as your electronic signature, which is just as legal and binding as an original signature.

(See Electronic Signatures in Global and National Commerce Act for more information.)

THIS FORM MUST BE ELECTRONICALLY SIGNED AND SUBMITTED WITH THE BID OR THE BID WILL BE REJECTED

C
O
K
C
0
0
2
0
4

NON-COLLUSION AFFIDAVIT

BIDDER MUST ELECTRONICALLY COMPLETE, SIGN AND NOTARIZE THIS DOCUMENT PRIOR TO SUBMITTING BID

Please be aware that typing in your password acts as your electronic signature, which is just as legal and binding as an original signature.

(See Electronic Signatures in Global and National Commerce Act for more information.)

The undersigned, of lawful age, being duly sworn, upon oath, deposes and says: That the undersigned has the lawful authority to execute the within and foregoing proposal/bid for, and on behalf of, the Proposer/Bidder; that the Proposer/Bidder has not, directly or indirectly, entered into any agreement, express or implied, with any Proposer/Bidder, having for its object the controlling of the price or amount of such proposal/bid, the limiting of the proposals/bids or the Proposers/Bidders, the parceling or farming out to any Proposer/Bidder or other persons, of any part of the Agreement or any part of the subject matter of the proposal/bid, or of the profits thereof, and that Proposer/Bidder has not and will not divulge the sealed proposal/bid to any person whomsoever, except those having a partnership or other financial interest with the Proposer/Bidder in the said proposal/bid, until after the said sealed proposals/bids are opened.

The undersigned further states that the Proposer/Bidder has not been a party to any collusion: among Proposer/Bidders in restraint of freedom of competition, by any agreement to bid at a fixed price or to refrain from proposing; or with any City/Trust official, City/Trust employee or City/Trust agent as to the quantity, quality, or price in the prospective Agreement, or any other terms of the said prospective Agreement; or in any discussions between the Proposers/Bidders or City/Trust official, City/Trust employee or City/Trust agent concerning the exchange of money or other thing of value for special consideration in the letting of Agreement. The Proposer/Bidder states that it has not paid, given or donated or agreed to pay, give or donate to any City/Trust official, officer or employee of the City or awarding agency, any money or other thing of value, either directly or indirectly, in the procuring of the award of Agreement pursuant to this Proposal/Bid.

Witness the hands of the parties hereto:

The undersigned states that the Proposer/Bidder will be bound by its proposal/bid, the specification, the terms and conditions of the Agreement, and the Requirements for Proposer/Bidders.

→ → THIS FORM TO BE COMPLETED BY THE PROPOSER/BIDDER PRIOR TO AGREEMENT APPROVAL ← ←

Type Name of Authorized Agent/Representative

Company Name

Address

Telephone Number and Fax Number, if any

Title

Zip Code

TO BE COMPLETED BY THE NOTARY:

State of *

)

) SSS

County of *

)

C
O
K
C
0
0
2
0
4

[*State and County where notarized must be typed in for bid/proposal to be considered.][SAK1]

Signed and sworn to before me on this day of , by
[Day] [Month] [Year] [Print the name of the agent/representative who signed above.]

My Commission Number:
[Oklahoma] Type Name of Notary Public
My Commission Expires:
[Date/Year]

[49 Okla. Stat. 2011 §119]

BIDDER MUST ELECTRONICALLY COMPLETE, SIGN AND NOTARIZE THIS DOCUMENT PRIOR TO SUBMITTING BID

Please be aware that typing in your password acts as your electronic signature, which is just as legal and binding as an original signature.

(See Electronic Signatures in Global and National Commerce Act for more information.)

BIDDER MUST ELECTRONICALLY COMPLETE THIS FORM PRIOR TO SUBMITTING BID

SUPPLIER CONTACT INFORMATION

The purpose of this form is to assist various City Departments and Trusts with placing orders.

Sales Contact:

Company Name:
Address:

Contact Person: Email Address:
Telephone Number: Fax Number:

Billing Contact:

Company Name:
Address:

Contact Person: Email Address:
Telephone Number: Fax Number:

Service Contact:

Company Name:
Address:

Contact Person: Email Address:
Telephone Number: Fax Number:

After Hours Emergency Number(s)
After Hours Emergency Number(s)
After Hours Emergency Number(s)
After Hours Emergency Number(s)

C
O
K
C
0
0
2
0
4

(Published in *The Journal Record* on February 21, 2024)

NOTICE TO BIDDERS

Notice is hereby given that The City of Oklahoma City (the Contracting Entity) will receive electronic bids at the **OFFICE OF THE CITY CLERK, 200 North Walker Avenue, Oklahoma City, Oklahoma 73102** until 10:00:00 a.m., on the 13th day of March 2024, for the following:

BID25301 – Furniture for City Facilities

The Contracting Entity has partnered with Periscope (formerly BidSync) to accept bids electronically. You are invited to submit a bid electronically through the Periscope system to supply the goods and/or services specified in the electronic bid packet. The Contracting Entity does not provide access to a computer for electronic bidding or electronic bid submission. Bidders must register in advance with Periscope at <https://prod.bidsync.com/the-city-of-oklahoma-city> in order to submit an electronic bid. The Contracting Entity recommends potential Bidders register and become familiar with the Periscope electronic bidding process in advance of submitting a bid. There is no charge to the Bidder for registering or submitting an electronic bid to the Contracting Entity through Periscope. Instructions on how to get registered to bid through Periscope can be found on The City of Oklahoma City's website at <https://www.okc.gov/departments/bidding>.

Bids shall be made in accordance with this Notice to Bidder, General Instructions and Requirements for Bidders, Oklahoma Open Records Act and Confidential Information, the Specifications, the Agreement & Non-Discrimination Statement, the Non-Collusion Affidavit, and any other documents which are included in the complete electronic bid packet. The Agreement must be completed, signed, and submitted electronically through Periscope for the bid to be valid.

Bids timely submitted electronically through Periscope shall be opened at the time stated above or later in the City Clerk's Conference Room, located on the 2nd floor of the Municipal Building. The Periscope system does not allow bids to be submitted after the above stated date and time. There will be no exceptions to this policy. All bids shall remain on file at least 48 hours before an Agreement shall be made and entered.



**The City of
OKLAHOMA CITY**
and its Trusts

**ELECTRONIC BID PACKET
FURNITURE FOR CITY FACILITIES
TABLE OF CONTENTS**

GENERAL INSTRUCTION AND REQUIREMENTS FOR BIDDERS.....	2
OKLAHOMA OPEN RECORDS ACT AND CONFIDENTIAL INFORMATION	4
BID SPECIFICATIONS.....	5
INTENT	6
SCOPE OF PRICING AGREEMENT/CONTRACT.....	6
SUBSTITUTE OFFERS.....	6
CONTRACTING ENTITY	6
BIDDER.....	6
PRICING AGREEMENT/CONTRACT PERIOD.....	6
PRICING AGREEMENT/CONTRACT RENEWAL OPTION	6
DELIVERY.....	7
INSPECTION AND ACCEPTANCE AT DESTINATION	7
F.O.B. DESTINATION	7
COMMERCIAL PACKAGING.....	7
ESTIMATED ANNUAL REQUIREMENTS (NO GUARANTEE)	7
ORDER OF PRECEDENCE	8
PAYMENT METHODS.....	8
PAYMENT/INVOICE.....	9
WARRANTY	9
GENERAL PROVISIONS	10
SAFETY DATA SHEETS.....	10
OTHER PROVISIONS.....	11
TECHNICAL PROVISIONS	14
LETTER OF AUTHORIZATION.....	17

C
O
K
C
0
0
2
0
4

GENERAL INSTRUCTIONS AND REQUIREMENTS FOR BIDDERS

THESE INSTRUCTIONS, REQUIREMENTS AND ANY SPECIAL INSTRUCTIONS CONTAINED IN THE SPECIFICATIONS ARE A PART OF THE TERMS AND CONDITIONS OF THE BIDDER'S IRREVOCABLE BID AS A FIRM OFFER. ANY EXCEPTIONS TO THESE INSTRUCTIONS, REQUIREMENTS OR SPECIFICATIONS MUST BE SPECIFIED AND SUBMITTED WITH THE BIDDER'S BID. THIS CAN BE ACCOMPLISHED BY SUBMITTING AN ALTERNATE OFFER, IF AVAILABLE ON THE BID, OR BY ENTERING INFORMATION INTO THE "NOTE TO BUYER" FIELD. A BIDDER MAY ALSO SUBMIT EXCEPTIONS BY UPLOADING A SEPARATE DOCUMENT LABELED "EXCEPTIONS" INTO THE PERISCOPE SYSTEM. FAILURE TO INDICATE ANY EXCEPTIONS WILL BE REGARDED AS FULL ACCEPTANCE OF THE REQUIREMENTS, INSTRUCTIONS, AND SPECIFICATIONS CONTAINED IN THIS BID PACKET AND ANY OTHER BID DOCUMENTS RELATED TO THIS BID.

1. **EXAMINATION BY BIDDERS:** All Bidders must examine the specifications, drawings, schedules, special instructions and these general instructions and requirements prior to electronically submitting any Bid/Pricing Agreement/Contract. Failure to examine is at the Bidder's own risk as Bidder will be held to the terms, conditions and requirements therein.
2. **SUBMISSION OF FORMS REQUIRED FOR PRICING AGREEMENT/CONTRACT AWARD:** All bids must be completed electronically, on the forms provided by the Contracting Entity through the electronic bidding system. Bids will not be considered unless the Bid/Pricing Agreement/Contract form is completed, signed and submitted by the Bidder in the electronic bidding system. A Letter of Authorization should also be attached and submitted when the Bidder is not authorized by statute and the Bidder's organizational and establishing documents to sign and bind the Bidder to the Bid/Pricing Agreement/Contract documents. The Non-Collusion Affidavit must be executed by the Bidder or an authorized agent and notarized. The notarization must contain:
 - (a) The notary's signature (electronic signature);
 - (b) Jurisdiction where notarization took place (i.e., State of __, County of __);
 - (c) Date of notarization;
 - (d) The notary's commission expiration date;
 - (e) The notary's commission number (Oklahoma);
 - (f) The notarial seal (the notary seal is not required for electronic notarization); and
 - (g) Comply with all other applicable laws. The Non-Collusion Affidavit must be submitted electronically with the electronic bid packet.
3. **SUBMISSION OF BIDS ELECTRONICALLY TO THE CITY CLERK/SECRETARY:** Bids must be submitted electronically through Periscope and shall be opened at the time stated in the Notice to Bidders, or later, in the City Clerk's Conference Room, located on the 2nd floor of the Municipal Building. The Periscope system does not allow bids to be submitted after the deadline. There will be no exceptions to this policy. All bids shall remain on file at least 48 hours thereafter before a Pricing Agreement/Contract shall be made and entered into thereon.
4. **DESCRIPTIVE TERMS:** Unless the term "no substitute" is used, the use of brand name, manufacturer, make, or catalog designation in describing an item does not restrict Bidders to that particular brand name, etc. The term is simply to indicate the type, character, quality and/or performance equivalence of the item desired. However, the proposed substitution item must be of such character, quality and/or performance equivalence as that indicated in the specifications. A proposed substitute item must include complete data as to the manufacturer's name, type, model number, any descriptive bulletins and specifications. This data can be uploaded electronically through the electronic bidding system.
5. **EXCEPTIONS:** Any exceptions or variances to these instructions or specifications must be submitted with the Bidder's bid. This can be accomplished by submitting an alternate offer, if available on the bid, or by entering information in the "Note to Buyer" field. A Bidder may also submit exceptions by uploading a separate document labeled "Exceptions" into the Periscope system. Failure to indicate any exceptions will be construed to mean that the Bidder offers to furnish the exact commodity as described in the bid specifications and as full acceptance of the requirements, instructions, and specifications contained in this bid packet and any other bid documents related to this bid.
6. **UNIT PRICES:** A unit price for each unit bid must be shown and include any applicable taxes, delivery, and packaging and/or packing, if any, unless otherwise specified. If there is an estimated quantity stated as such in the specifications, the estimate is not a guarantee of the quantity which may be purchased. When the quantity in the Periscope system is listed as "1", Bidder shall bid the per individual unit price. The Contracting Entity may purchase one or more bid item at any given time throughout the term of the Pricing Agreement/Contract. The Periscope system will calculate the total based on the quantity requested by the Contracting Entity and the price entered by the Bidder. The Periscope system will calculate the bid price based on the quantity and price. Items bid as an estimated quantity will be awarded on a "no guarantee" basis. Prices shall be extended in decimals, not fractions, and shall include transportation and delivery charges, prepaid by the Bidder to the destination specified in the special instructions of the specifications.
7. **EXEMPTIONS FROM CERTAIN TAXES:** The purchase of certain goods or services by the Contracting Entity is exempt from the payment of excise, transportation, use, and sales tax imposed by the federal, state and/or city governments. Such taxes must not be included in the bid prices. Any taxes that are not exempt must be included in the bid price. No additional payment or compensation will be made for taxes.

8. PAYMENTS AND DISCOUNTS:

- (a) Payment for goods and services as specified in the Pricing Agreement/Contract shall be processed promptly after completion of delivery and acceptance of items and after receipt from Bidder of properly prepared invoice(s) and/or notarized claim voucher(s), if applicable. Purchases may be made by certain City or Trust employees using a purchasing card. Employees of Contracting Entity are required, when possible, to use a purchasing card for purchases under the amount of \$5,000 for a single transaction. For single transactions over \$5,000, the Bidder may request payment be completed by issuance of a purchase order. Processing fees may not be added when a purchasing card is used. The bid price shall cover any fees a bidder may incur.
- (b) Discounts for prompt payment will not be considered in bid evaluations, unless otherwise specified. Discounts offered by the Bidder will be taken, however, if payment is made within the discount period.
- (c) Late charges cannot be assessed against Contracting Entity.

9. LATE INVOICES: If the purchase order indicates that the purchase is being made with City funds, all unpaid invoices pertaining to this Pricing Agreement/Contract must be recorded in the Finance Department, Accounts Payable Section, or in the Office of the City Clerk on or before September 30 for all debts incurred during the prior fiscal year (July 1 through June 30), or said invoice shall be void and forever barred. (See 62 Okla. Stat. 2010 § 310.4).

10. DELIVERY:

- (a) All bid prices quoted shall be based on delivery F.O.B. Oklahoma City, Oklahoma or to any points located within the municipal corporate limits (unless otherwise stated in the bid specifications) with all charges prepaid to the actual point of delivery.
- (b) Bids must show the number of days required for delivery under normal conditions. Unrealistically short or long delivery promises may cause bids to be rejected. A successful Bidder is required to keep the purchasing department advised at all times of the status of the order and delivery. All goods or services shall be delivered within thirty (30) days from the date of the award of the Pricing Agreement/Contract, unless specified otherwise.

11. AWARD OF PRICING AGREEMENT/CONTRACTS: The Contracting Entity reserves the rights to: award by item, groups of items or all items of the bid; to reject any or all bids in whole or in part; and, waive technical defects, irregularities and/or omissions.

12. PERFORMANCE BONDS: If required by the specifications, the successful Bidder must post the performance bond, a certified or cashier's check in the amount required prior to award of Pricing Agreement/Contract.

13. PATENTS: The Bidder agrees to indemnify and save harmless the Contracting Entity, including any of Contracting Entity's employees, the purchasing agent and assistants from all suits and actions of every nature and description brought against the Bidder and/or any assistants because of, or for the use of, patented or licensed appliances, products, or processes. The Bidder shall pay all royalties and charges which are legal, and equitable evidence of such payment or satisfaction shall be submitted upon request of the Contracting Entity, as a necessary requirement in connection with the final execution of any Agreement/Contract in which patented or licensed appliances, products, or processes are to be used.

14. TERMINATION:

- (a) The performance of services and/or the delivery of items under any Pricing Agreement/Contract may be terminated by the Contracting Entity, in whole or in part, whenever it is determined to be in the best interest of the Contracting Entity.
- (b) Any such termination will be effected by delivery to the Bidder of a termination notice specifying the extent to which performance or services and/or delivery of ordered commodities is terminated, and the date the termination becomes effective.
- (c) After receipt of a termination notice, the Bidder shall stop performance of services and/or accept no further orders under the Pricing Agreement/Contract.

15. COMPLIANCE WITH APPLICABLE LAWS: All Proposers must comply with all applicable federal, state or local laws and regulations, including Title VI and all provisions of the Civil Rights Act of 1964 42, U.S.C. §§ 2000d, -et seq.

16. SELF-INSURED: The Contracting Entity is self-insured for its own negligence. The liability of the Contracting Entity for acts of negligence are limited and subject to the Governmental Tort Claims Act, 51 O.S. §§ 151, *et seq.*

17. RIGHT TO AUDIT: The Contracting Entity shall at all times have the right to examine books, papers and records of the successful Bidder relative to all aspects of the Pricing Agreements/Contracts awarded as a result of this bid to confirm Pricing Agreement/Contract compliance. Failure to provide the requested information may result in termination of the Pricing Agreement/Contract. This right to audit only affects Pricing Agreement/Contract compliance as a result of this bid, and does not apply to Bidder records beyond the scope of the Pricing Agreement/Contract.

18. REFERENCES: The Contracting Entity has the right to request references from bidders.

19. BID EVALUATION: Bids will be evaluated based upon the lowest overall cost to the Contracting Entity and a bidder's responsiveness to the requirements of the specifications. The Contracting Entity retains the right to waive minor deficiencies of specifications, technicalities or informalities in a bid, provided that the best interest of the Contracting Entity would be served without prejudice to the rights of other bidders.

OKLAHOMA OPEN RECORDS ACT AND CONFIDENTIAL INFORMATION

All materials submitted to the Contracting Entity pursuant to this Bid or Proposal potentially become subject to the mandates of the Oklahoma Open Records Act, 51 O.S. § 24A.1. *et seq.* The purpose of this Act is to ensure and facilitate the public's right of access to and review of government records so they may efficiently and intelligently exercise their inherent political power. Almost all "records," as that term is defined in the Act, may be disclosed to the public upon request. Except where specific state or federal statutes create a specific and express exemption or confidential privilege, persons who submit information to public bodies have no right to keep this information from public access nor have a reasonable expectation that this information will be kept from public access.

If you believe that any of the information you have submitted to the Contracting Entity pursuant to this Bid or Proposal is exempt or confidential under a specific state or federal statute, and therefore not subject to public access under the Oklahoma Open Records Act, you must comply with the following:

1. Place said documents/records in a separate electronic file attachment marked "Confidential". DO NOT label your entire Bid or Proposal as "Confidential" – label only those portions of the Bid or Proposal that you feel are exempt or are made confidential by state or federal law as "Confidential".
2. For each such document for which you are claiming an exemption or a confidential privilege, identify the federal and/or state law that creates said privilege, e.g., for trade secrets, see 21 O.S. § 1732 (Larceny of Trade Secrets) and the Uniform Trade Secrets Act, 78 O.S. § 85 *et seq.*

Should an Open Records request be presented to the Contracting Entity requesting information you have identified as "Confidential," you will be responsible for defending your position in the District Court, if needed.

If you fail to identify any records submitted as part of your Bid or Proposal as "Confidential", you are agreeing that said records are not exempt or confidential and are subject to public access.

Upon receipt of a request by a third party to review or copy records properly identified as "Confidential," you will be notified of the request and thereby given an opportunity to immediately enforce and protect your rights by initiating an action in a court of competent jurisdiction. Should you fail to timely bring an action to enforce your rights, then the requested records will be released by the Contracting Entity based upon its determination of the application of the Oklahoma Open Records Act.

BID SPECIFICATIONS

FURNITURE FOR CITY FACILITIES

C
O
K
C
O
O
2
0
4

**BID SPECIFICATIONS
FURNITURE FOR CITY FACILITIES
Instructions to Bidders**

INTENT: To enter into pricing agreement(s) for the purchase of furniture for City facilities. This furniture will include, but not be limited to, office, banquet, facility, case goods, shelving and filing systems of good and durable quality for City of Oklahoma City departments and Trusts.

It is anticipated the pricing agreement(s) will be effective on May 29, 2024. The current agreements expire on May 28, 2024.

SCOPE OF PRICING AGREEMENT/CONTRACT: The Bidder shall furnish and supply the below listed item(s) in accordance with the terms, conditions and provisions set forth herein.

The Contracting Entity reserves the right to award this Pricing Agreement/Contract to a single Bidder or to multiple Bidders, whichever is deemed to be in best interest of the Contracting Entity. You may bid on some or all items. If you choose not to bid on one of the items respond by typing, "No Bid" in the "Note to Buyer" field of the Line Item in the Periscope system.

SUBSTITUTE OFFERS: If the bid specifications provide that the Contracting Entity is accepting substitute offers for a good or service, this option will be available for bidders in Periscope when completing the electronic bid packet. The Contracting Entity is under no obligation to accept a substitute offer.

CONTRACTING ENTITY: The term "Contracting Entity" as used throughout this Pricing Agreement/Contract shall mean The City of Oklahoma City and any participating Public Trust which chooses to avail itself of the goods or services from the resultant Pricing Agreement/Contract. Should a participating Public Trust, of which The City of Oklahoma City is Beneficiary, choose to avail itself of goods or services from the resultant Pricing Agreement(s)/Contract(s), the Bidder(s) will honor the terms and conditions, including price, of the Pricing Agreement(s)/Contract(s).

BIDDER: Upon award of this Pricing Agreement/Contract, the term "Bidder" shall mean the contracting party supplying the goods and/or services.

PRICING AGREEMENT/CONTRACT PERIOD: The Pricing Agreement/Contract shall be for one year with the option to renew for two additional one-year periods. The Pricing Agreement/Contract shall be in effect commencing on the date of award as approved by the Contracting Entity.

PRICING AGREEMENT/CONTRACT RENEWAL OPTION:

1. This Pricing Agreement/Contract is renewable for two additional one-year periods at the option of the Contracting Entity. Should the Contracting Entity desire to renew the pricing agreement/contract, a written preliminary notice will be furnished to the Bidder prior to the expiration date of the Pricing Agreement/Contract. (Such preliminary notice will not be deemed to commit the Contracting Entity to renew.)

2. Upon receipt of the Contracting Entity's preliminary notice, the Bidder shall, if desired, submit a written agreement to continue Pricing Agreement/Contract performance for an additional one-year period.
3. Should the Contracting Entity exercise this option for renewal, the Pricing Agreement/Contract as renewed shall be deemed to include this option provision except that the total duration of this Pricing Agreement/Contract, including any renewals, shall not exceed three years without approval of the Contracting Entity.
4. In all cases Pricing Agreement/Contract renewals must be approved by the Contracting Entity.

DELIVERY: Bidders shall specify their proposed delivery times for the requested goods and services in the Line-Item pricing area in the electronic bidding system. If a deadline is specified and no alternative is proposed, the Bidder will have agreed to meet the stated deadline.

INSPECTION AND ACCEPTANCE AT DESTINATION:

1. Final inspection and acceptance shall be at destination. Acceptance will occur after the goods or results of the services have been inspected and when determined by designated competent staff to have met the bid specifications. Delivery does not constitute acceptance.
2. Although source inspection by the Contracting Entity is not anticipated under this Pricing Agreement/Contract, the provisions of this article shall in no way be construed to limit the rights of the Contracting Entity to otherwise conduct source inspections when it deems to be appropriate.

F.O.B. DESTINATION:

1. The Bidder shall deliver each item F.O.B. Destination, Oklahoma City, Oklahoma, and to any and all points designated in the bid specifications.
2. Inside delivery is required unless specifically and expressly stated in the bid specifications.

COMMERCIAL PACKAGING: Preservation, packaging, packing, and marking will be in accordance with Bidder's best commercial practice to provide adequate protection against shipping damage. Bidder is required to replace any goods damaged in shipping or delivery.

ESTIMATED ANNUAL REQUIREMENTS (NO GUARANTEE):

1. The quantity of any item, good, or service when shown in the price schedule as an estimate of an annual requirement is merely an estimate based on currently available information. The purchase of any such item or quantity of good or service is not guaranteed. Any offer conditioned upon a promise by the Contracting Entity to purchase a minimum or definite quantity of such an item will be rejected.
2. The Bidder agrees to furnish all quantities ordered by the Contracting Entity during the Pricing Agreement/Contract period.

3. The Contracting Entity agrees to place orders with the Bidder for all its requirements for those items shown in the price schedule, as awarded, except as follows:
 - a. Quantities of items needed under conditions of emergency or public exigency as approved by the Purchasing Agent.
 - b. Quantities of items obtainable from State contracts, as approved by the Purchasing Agent.
 - c. Quantities of items where federal funds are involved, and other action is warranted for federal regulatory compliance purposes.
 - d. Quantities of items awarded under specific and separate pricing agreements/contracts.
 - e. Quantities of items which otherwise are determined to be outside the general scope and intent of this Pricing Agreement/Contract.
4. If requirements for any awarded items do not materialize for the quantity estimated in the applicable price schedule, such failure shall not constitute grounds for equitable adjustment or additional compensation.
5. There is no obligation to purchase any items from this Pricing Agreement/Contract, and purchases made in future fiscal years or other contract periods are subject to future appropriations and availability of funds.
6. The Contracting Entity may request Bidder provide quantity discounts when making larger purchases. Quantity discounts will be requested from all Bidders when multiple Pricing Agreements/Contracts are awarded.

ORDER OF PRECEDENCE: In the event of an inconsistency between provisions of this Pricing Agreement/Contract, the inconsistency shall be resolved by giving precedence in the following order: (i) Pricing Agreement/Contract articles, (ii) Bid Specifications, (iii) Notice to Bidders, (iv) General Instructions and Requirements for Bidders, (v) other requirements provided by the Contracting Entity in the bid packet, then (vi) attachments, notes, and exceptions by Bidder.

PAYMENT METHODS: The ordering departments will utilize purchase order numbers or purchasing cards for ordering the goods and services they require as the need arises during the Pricing Agreement/Contract period.

The Contracting Entity shall not be held liable for any damages sustained by any Bidder for delivery of goods or services awarded by Pricing Agreement/Contract unless accompanied by an authorized purchase order or purchasing card reference name and number. Delivery of goods or services to any department of Contracting Entity without a purchase order document, purchase order number or purchasing card reference name and number given at the time the order is placed shall constitute an unauthorized purchase.

PAYMENT/INVOICE:

1. Payments will be processed promptly after completion of delivery of ordered items and after receipt of properly prepared invoices.

2. FOR ORDERS PLACED BY PURCHASE ORDER: The original invoice must be mailed directly to The City of Oklahoma City, Accounts Payable, 100 N. Walker Avenue, Suite 200, Oklahoma City, Oklahoma 73102, or invoices may be e-mailed to accountspayable@okc.gov. If invoices are e-mailed, a paper copy should not be mailed. This information is printed on the front of each purchase order. Copies of invoices may be sent to other addresses upon request. However, if the original invoice is sent to any other address, payment will be delayed, or may not be processed at all. Should another trust or government entity be using this contract they may request a different invoice address.

FOR ORDERS PLACED BY PURCHASING CARD: Do not send invoices, statements etc. to Accounts Payable for purchasing card orders. Please send all purchasing card documents directly to the cardholder. Cardholders are required to submit itemized transaction details such as invoice/delivery tickets with their monthly purchasing card statement. This is a vital part of the monthly reconciliation process. Your cooperation is appreciated. Contracting Entity employees are required, when possible, to use a purchasing card for purchases under the amount of \$5,000 for a single transaction. For single transactions over \$5,000, the bidder may request payment be completed by issuance of a purchase order. Processing fees may not be added when a purchasing card is used. The bid price is expected to cover any fees a bidder may incur.

3. Invoices must contain the following information:
- Bidder's name and address
 - Ship to address (department name)
 - Purchase order number - **MUST BE INDICATED ON THE INVOICE**
 - Itemization of each item purchased to include:
 - description/stock number
 - unit price
 - quantity
 - unit of issue (each, box, dozen, pound, etc.)
 - total price
 - Total amount of invoice
 - Date of delivery
4. Invoices should not reflect any outstanding backorders.

WARRANTY:

- The Bidder warrants that at the time of delivery, all items furnished under this Pricing Agreement/Contract will be free from defects in material or workmanship and will conform to the specifications and all other requirements of this Pricing Agreement/Contract. All Bidders will furnish with their bid one copy of their warranty applicable to the supplies or equipment to be furnished.
- As to any item which does not conform to this warranty, the Bidder agrees that the Contracting Entity shall have the right to:
 - Reject and return each nonconforming item to the Bidder for correction or replacement at the Bidder's expense
 - Require an equitable adjustment in the Pricing Agreement/Contract price.

3. This warranty shall be in addition to any other rights of the Contracting Entity.
4. All equipment warranties shall start on the date of installation and will be for the full term of said warranty.

GENERAL PROVISIONS: The following documents are attached or by this reference incorporated as a part of this Pricing Agreement/Contract:

- a. Bid/Pricing Agreement/Contract Form & Non-Discrimination Statement
- b. Non-Collusion Affidavit
- c. General Instructions and Requirements for Bidders
- d. Specifications
- e. Oklahoma Open Records Act and Confidential Information

SAFETY DATA SHEETS: Any Bidder supplying goods or materials to the Contracting Entity that require a Safety Data Sheet (SDS) will furnish the required sheet or a composite concentration list in one of the following manners:

- a. Submitted as part of the proposal document
- b. Submitted prior to Agreement/Contract award
- c. Submitted with the product invoice
- d. Submitted at the request of the Contracting Entity

In all instances, the Bidder shall furnish the safety data sheets with the products at delivery, and shall comply with all local, state and federal laws providing for identification of materials transported to the Contracting Entity. The appropriate proposal number, Agreement/Contract number, delivery ticket number, or invoice number shall be clearly marked on the safety data sheet or the composite concentration lists. Information regarding Safety Data Sheets can be found online at <https://www.osha.gov/Publications/OSHA3514.html>. Any question regarding this requirement should be directed to the following address:

Oklahoma City Risk Management Division
420 W. Main Street, Suite 630
Oklahoma City, Oklahoma 73102
(405) 297-3891

BID SPECIFICATIONS
Other Provisions

ADDENDA: It is the Bidder's responsibility to log into the electronic bidding system to monitor any addenda that may be issued during the process. A Bidder's bid will not be accepted if all addenda have not been acknowledged by the Bidder through the electronic bidding system. If you are set up for electronic notifications through the electronic bidding system, you should receive a notification by e-mail when addenda are issued.

BRAND NAMES/EXAMPLES: Any brand names are used for **comparative purposes only**. Slight variations from the measurements and sizes given that do not compromise the requirements of the bid specifications will be considered.

INDEMNITY REQUIREMENTS: The Bidder assumes all risks incident to or in connection with its purpose to be conducted herein under and shall indemnify, defend and save Contracting Entity harmless from damage or injuries of whatever nature or kind to persons or property arising directly or indirectly out of the Bidder's operations and transportation of the Contracting Entity's equipment to and from repair site regardless of fault and arising from acts or omissions of its employees regardless of fault and shall indemnify, defend, and save harmless Contracting Entity from any penalties for violation of any law, ordinance or regulation affecting or having application to said operation.

INSURANCE REQUIREMENTS: The following insurance requirements are applicable and must be obtained prior to contract award if the bid submitted includes on-site installation, on-site maintenance services or other repair services to be performed on the Contracting Entity's property, or if insurance coverage is otherwise requested by the Contracting Entity.

WORKERS' COMPENSATION AND EMPLOYER'S LIABILITY INSURANCE:
The Bidder shall carry Worker's Compensation Insurance in amounts as prescribed by the laws of the State of Oklahoma.

GENERAL LIABILITY INSURANCE: The Bidder shall carry a general liability insurance policy to protect the Bidder and any the Contracting Entity as Additional Insured from claims for property damage and bodily injury including death, or other loss which may arise directly or indirectly from the activities, omissions, and operations of the Bidder under the Agreement, whether such activities, omissions, and operations be by the Bidder, its subcontractor, or by anyone employed by or acting for the benefit of the Bidder in conjunction with this Agreement. The general liability policy shall have, at a minimum, the following coverage amounts:

Property Damage Liability - Limits shall be carried in the amount of not less than twenty five thousand dollars (\$25,000) to any one person for any single claim for damage to or destruction of property arising out of a single act, accident, or occurrence.

All Other Liability - In the amount not less than one hundred seventy-five thousand dollars (\$175,000) for claims including accidental death, personal injury, and all other claims to any one person out of a single act, accident, or occurrence.

General Aggregate Limit- In an amount not less than one million dollars (\$1,000,000) for any number of claims arising out of a single act, occurrence or accident.

AUTOMOBILE LIABILITY INSURANCE – The Bidder shall maintain automobile insurance coverage in, at a minimum, the amounts required by Oklahoma law as to the ownership, maintenance, and use of all owned, non-owned, leased or hired vehicles and equipment when said vehicles or equipment is utilized to meet the requirements of this contract.

The insurance policies required herein shall be issued by a company authorized to do business in the state of Oklahoma and acceptable to Contracting Entity. Upon request, the Contracting Entity shall be furnished with a Certificate of Insurance evidencing all of the above-referenced requirements. All policies shall be in the form of an “occurrence” insurance coverage or policy. If any insurance is written in a “claims made” form, the Bidder shall also provide tail coverage that extends a minimum of two years from the expiration of the Pricing Agreement/Contract. Unless stated otherwise above, all policies must be fully insured with any single deductible not exceeding \$25,000. Bidder or Bidder’s insurance company must provide Contracting Entity at least thirty (30) days’ prior written notice of any cancellation or material coverage change in their policies. **The Contracting Entity shall be listed as a Certificate Holder. This Pricing Agreement/Contract requires that Contracting Entity, including The City of Oklahoma City and its participating public trusts to this Contract/Agreement whether named herein or by reference only, be named as additional insured on the Bidder’s insurance policies, except Worker’s Compensation and Employer’s Liability Insurance, to the full limits of the policies and consistent with the same coverages available to the named insured. Any blanket additional insured endorsement which limits coverages to any Contracting Entity is not compliant with this Pricing Agreement/Contract and shall be considered a breach. Contracting Entity must be provided with a Certificate of Insurance or Endorsement evidencing Contracting Entity’s additional insured status prior to contract award. The policy description shall state the following: “Additional insured(s) on the listed policies are those required in the contract.”**

Unless otherwise approved by the Contracting Entity prior to contract award, self-insured retentions will not be accepted unless accompanied by a bond or irrevocable letter of credit guaranteeing payment of the losses, related investigations, claim administration, and defense expenses not otherwise covered by the Bidder’s self-insured retention.

ACCORD FORM: The policy description shall state the following “**Additional insured(s) on the listed policies as required by contract.** (The City of Oklahoma City and its participating Trusts). The solicitation number, BID25301, shall be referenced in the policy description.

UNDUE INFLUENCE: Upon advertising this solicitation, no officer, employee, agent, or representative of the Bidder shall have any contact or discussion, verbal or written, with any representative of the Contracting Entity (i.e., Trust Officer, City Council member, City staff, etc.) either directly or indirectly through others in which the Bidder seeks to influence any representative of the Contracting Entity regarding any matters pertaining to this solicitation.

Contacts by the Bidder with the Contracting Entity that do not pertain to a solicitation are exempt from this provision. Examples of these exempt contacts are:

- Private, non-business, contacts with the Contracting Entity by the Bidder's employees acting in their personal capacity
- Business contacts outside of this solicitation that the Contracting Entity may have with the Bidder
- Presentations and/or responses to inquiries initiated by the Contracting Entity
- Pre-bid or pre-proposal conferences
- Discussions with The City Procurement Agent, buyer or departmental contact as outlined in the bid packet

If a representative of any Bidder submitting a bid violates the foregoing prohibition by contacting any of these parties, such contact may result in the Bidder being disqualified from the procurement process.

ESCALATION/DE-ESCALATION: Bidder may request a price increase or decrease if the Bidder shows satisfactory proof to the Contracting Entity that a price change is justified and beyond the scope of the Bidder's control. It is understood that any percentage or discount offered to the Contracting Entity will remain firm for the duration of the Pricing Agreement/Contract. However, within 10 days of any approved changes in the price list(s) bid, Bidder may furnish the Procurement Services Division three copies of the new price list(s). New price list(s) will be considered effective the date shown on the price list(s), or 10 days from the date price list(s) are received in the Procurement Services Division, whichever is later. The three copies of the changed price list/catalog may be mailed, e-mailed or hand delivered to:

The City of Oklahoma City
Procurement Services Division
Attn: Crystal Rushing, Senior Buyer
100 North Walker, 2nd Floor
Oklahoma City, OK 73102
crystal.rushing@okc.gov

BID SPECIFICATIONS

Technical Provisions

INTENT: To enter into pricing agreement(s) for the purchase of furniture for City facilities. This furniture will include, but not be limited to, office, banquet, facility, case goods, shelving and filing systems of good and durable quality for City of Oklahoma City departments and Trusts.

This pricing agreement will be used for the purchase of a wide variety of furniture needed for use within The City of Oklahoma City. The products purchased by the Contracting Entity will vary from year-to-year, depending on City and Trust needs, budget, and special projects.

Vendors are encouraged to bid their entire lines of furniture and a discounted percentage based on the most current manufacturer's/distributor's product list. During the term of this pricing agreement, all percentages of discount bid shall remain firm. Updated price lists may be submitted as long as the percentage discount remains the same. It is preferred that vendors bid a retail priced website or a website that contains the contracted pricing. If bidding a catalog or price list, the documents must be uploaded into the electronic bidding system as an attachment in the Line Item area. Multiple files may be uploaded. Information on the catalogs or price lists should be entered by the Bidder in the note field. If bidding a website, the website address must be entered in the note field for the Line Item and the discount percentage, if any, should be entered in the price field.

MANUFACTURER BRAND NAMES: Below is a list of brands the City may purchase under this pricing agreement. These items are shown in the pricing line item area of the electronic bidding system. For items that you will not provide, you may leave the item blank and your bid will be noted as a "no bid" for that particular brand(s). For additional brand items that you offer, in addition to the ones listed below, please upload the information on the pricing line item titled "additional brands not listed."

FURNITURE FOR CITY FACILITIES

- Aurora Mobile
- Aurora Shelving
- Brighton
- Darran
- DMI
- Ergogenesis
- ESI
- Fairfield
- FireKing
- Global
- Great Openings
- Gunlocke
- Hamilton Sorter/Mailroom Modular
- HON
- Indiana
- Izzy

- Knoll
- Kruger International (KI)
- Kwik-File Storage Products
- Lazboy
- Mity-Lite
- National
- OFS Brands
- Prestige
- Remstar Vertical File System
- Russ Basset Cabinet and Shelving
- Space Saver
- Steel Fixtures
- St. Timothy
- Surface Technologies
- Tab Filing Systems and Supplies
- Tennsco
- Virco

FREIGHT CHARGES: (ATTENTION BIDDERS): All bid prices are F.O.B. Oklahoma City; the bid prices should reflect the inclusion of freight charges within each item bid. On award of pricing agreement, freight charges added to invoices will only be paid if the total of the item(s) and the freight charges do not exceed the original bid price.

INSTALLATION: Please bid the dollar amount and/or percentage that you would charge to install these items below. If no charge is noted on this bid, then it will be assumed that installation will not be charged.

RESTOCKING FEE: If the City erred in ordering, the vendor shall be entitled to deduct restocking fees from the value of the erroneous order provided the vendor's bid included provision for payment of restocking fees.

PRODUCTS SUPPORTING OKLAHOMA CITY SUSTAINABILITY: The City of Oklahoma seeks to purchase products that have low emissions of volatile organic compounds and may give additional consideration to products that have received certification to standards established by governmental or other widely recognized authorities or experts. An example of furniture emissions standards is GREENGUARD. The standards should be developed and awarded by an impartial third-party and represent specific and meaningful criteria for that product or service category. Please provide an Attachment to this bid providing the City with any information to help departments determine which products may qualify.

ACORD FORM: The policy description shall state the following: “Additional insured(s) on the listed policies are those required in the contract.” [The City of Oklahoma City and its participating public trusts]

SOLICITATION NUMBER: The solicitation number **BID25301** shall also be referenced in the policy description.

TECHNICAL QUESTIONS: Technical questions are to be addressed through the electronic bidding system and the Buyer will respond electronically and issue addenda, if necessary.

PRICING: Pricing must be submitted through the Line Item area of the electronic bidding system.

[Rest of page intentionally left blank]

C
O
K
C
0
0
2
0
4

LETTER OF AUTHORIZATION

THIS LETTER OF AUTHORIZATION MUST BE COMPLETED IF THE ATTACHED
LEGALLY BINDING DOCUMENT WAS NOT SIGNED BY THE STATUTORILY
AUTHORIZED OFFICER ON BEHALF OF THE CONTRACTING ENTITY.

City of Oklahoma City or related Public Trust:

This letter authorizes _____ to
(PRINTED NAME OF AUTHORIZED AGENT)

sign the attached legally binding document on behalf of _____
(CONTRACTING ENTITY)

_____.

Sincerely,

Signature of Authorizing Officer Printed Title Date

Printed Name of Authorizing Officer Email Address of Authorizing Officer

NOTE: If the Contracting Entity is a(n):	
Corporation	The authorizing officer <u>must</u> be: President, Vice-President, Chairperson, or Vice-Chairperson
LLC	The authorizing officer <u>must</u> be: Manager, Managing Member, President, or Vice-President
Partnership	The authorizing officer <u>must</u> be: General Partner
Joint Venture	The authorizing officer <u>must</u> be: An Authorized Officer of Each of the Ventures

C
O
K
C
0
0
2
0
4

(Internal use only)
PeopleSoft Vendor ID: _____ Entered by: ____
Helpdesk Ticket #: _____ Date: _____

The Bidder's Name that is entered on the Bid/Pricing Agreement/Contract Form & Non-Discrimination Form should match the Business Name on the Vendor Registration Form

VENDOR REGISTRATION FORM

If you are a single member LLC classified as a Disregarded Entity on your W-9, you MUST provide the owner's SSN or EIN, not the LLC's EIN (see IRS pub 3402).

Select One:

- ☐ **NEW DOMESTIC VENDOR** - Attach the most current IRS W-9 form, along with this form; both MUST be filled out in their entirety.
- ☐ **NEW FOREIGN ENTITY** - Attach the most current, appropriate, IRS W-8 form, along with this form; both MUST be filled out in their entirety.
- ☐ **UPDATE EXISTING VENDOR** - Attach the most current IRS W-9/W-8 form, along with this form; both MUST be filled out in their entirety.

SDBE Program: Please select all applicable vendor characteristics:

- ☐ Disadvantaged Business Enterprise DUNS Number (if any)
- ☐ Small Business - as defined by the U.S. Small Business Administration
- ☐ Women-Owned Business - % Women-Owned / Controlled %
- ☐ Minority-Owned Business - % Minority-Owned / Controlled % Ethnicity(ies)

If you checked any of the above boxes, please provide a brief description of your business:

If you checked any of the above boxes, do you wish to receive notifications of upcoming contract opportunities?

Mailing Addresses:

PURCHASE ORDERS

BUSINESS NAME

ADDRESS 1

PAYMENT REMITTANCE

BUSINESS NAME

ADDRESS 1

ADDRESS 2

CITY

STATE

ZIP CODE

CONTACT PERSON

EMAIL ADDRESS

TELEPHONE NUMBER

ADDRESS 2

CITY

STATE

ZIP CODE

CONTACT PERSON

EMAIL ADDRESS

TELEPHONE NUMBER

Do you wish to receive payments by electronic funds transfer?

Any vendor who accepts payment confirms the following: the invoice is true and correct; the work, service or materials as shown by the invoice or claim have been completed or supplied in accordance with the plans, specifications, orders or requests furnished the vendor; and the vendor has made no payment, directly or indirectly, to any elected official, officer or employee of this City, of money or any other thing of value to obtain payment See [62 O.S. § 310.9](#).

I certify that the information supplied herein is correct and that neither the applicant nor any person (or concern) in any connection with the applicant as a principal or officer is now debarred or otherwise declared ineligible by a public agency for bidding or furnishing materials, supplies or services, to any other public agency thereof. NOTE: Article IV, Section 11 of the City Charter prohibits employees of the City from having a proprietary interest in City Contracts. See 11 O.S. §8-113.

TYPE NAME OF PERSON AUTHORIZED TO SIGN

TITLE

**BIDDER MUST ELECTRONICALLY COMPLETE AND SIGN THIS DOCUMENT PRIOR TO SUBMITTING
INTO THE ELECTRONIC BID SYSTEM**

**Please be aware that typing in your password acts as your electronic signature, which is just as legal
and binding as an original signature.**

(See Electronic Signatures in Global and National Commerce Act for more information.)

Question and Answers for Bid #25301 - FURNITURE FOR CITY FACILITIES

C
O
K
C
0
0
2
0
4

Overall Bid Questions

Question 1

Our furniture company is not listed among the brands on the RFP. Can we submit an offer with Agati furniture?

(Submitted: Feb 21, 2024 10:19:33 AM CST)

Answer

- Yes. Alternative brands can be submitted for consideration. (Answered: Feb 21, 2024 12:50:46 PM CST)

Question 2

To add manufacturers just use the lines on the same document where the manufacturer discounts are entered?

Do you want actual hard copy binders or literature delivered or just the website entered on the electronic form to see all products?

How can we get these new manufacturer's products specified on bids? (Submitted: Feb 22, 2024 8:57:53 AM CST)

Answer

- Yes. You can upload a copy of your products as an attachment. I will have to find out the answer to your last question, because I am not sure. (Answered: Feb 22, 2024 9:02:20 AM CST)

Question 3

Where is installation to be entered? Page 15 of 17 of Electronic Bid Packet says "Installation: Please bid the dollar amount and/or percentage that you would charge to install these items below. If no charge is noted on this bid, then it will be assumed that installation will not be charged." (Submitted: Feb 26, 2024 3:37:11 PM CST)

Answer

- You will need to enter the unit price in the box based on hourly rate for installation. (Answered: Feb 26, 2024 3:46:42 PM CST)

Question 4

Where do I download documents? (Submitted: Feb 26, 2024 4:16:12 PM CST)

Answer

- Please reach out to Periscope support. They should be able to help you. (Answered: Feb 26, 2024 4:31:44 PM CST)

Question 5

Which contracts is the city a part of? I assume we can use Omnia contract pricing? Are there any other applicable contracts we should look at? Thank you! (Submitted: Feb 29, 2024 11:34:08 AM CST)

Answer

- Vendors may bid whatever pricing they deem appropriate. The contracting entity only utilizes city agreements at this time for this commodity. We do not currently utilize cooperatives or state agreements for furniture. (Answered:

Feb 29, 2024 12:13:57 PM CST)

Question 6

If a vendor elects to be paid by electronic funds transfer are there fees associated with such? (Submitted: Mar 12, 2024 11:42:43 AM CDT)

Answer

- There are no fees associated with electronic funds transfers from the City's side, but there may be fees from a vendor's bank. (Answered: Mar 12, 2024 3:43:37 PM CDT)

C
O
K
C
0
0
2
0
4