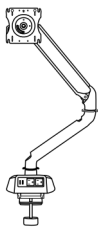


# Monitor Arms

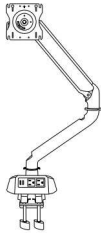
SINGLE POLE | DUAL POLE | TRIPLE POLE  
SINGLE DESK | DUAL DESK  
HEAVY DUTY | DUAL ARRAY

# Statement of Line

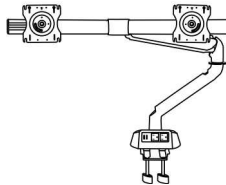
C  
O  
K  
C  
0  
0  
2  
0  
5



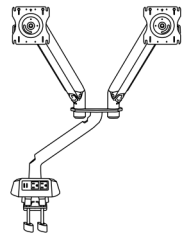
**King Cobra**  
Light Duty Single Screen Arm  
3101 MAT01..... [Page 556](#)



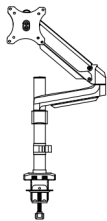
**King Cobra**  
Heavy Duty Single Screen Arm  
3101 MAT02..... [Page 556](#)



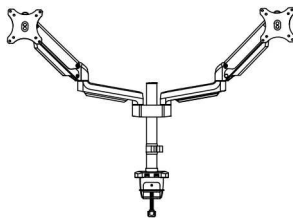
**King Cobra**  
Heavy Duty Dual Array  
3101 MAT03..... [Page 556](#)



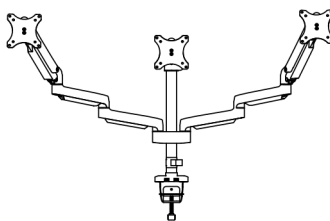
**King Cobra**  
Heavy Duty Dual Screen High-Splitter  
3101 MAT04..... [Page 556](#)



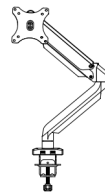
**Mobio**  
Single Pole Monitor Arm  
3210 MAT30..... [Page 558](#)



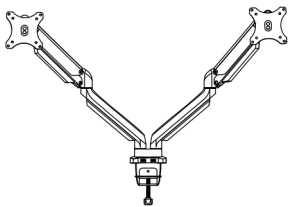
**Mobio**  
Dual Pole Monitor Arm  
3210 MAT31..... [Page 558](#)



**Mobio**  
Triple Pole Monitor Arm  
3210 MAT32..... [Page 558](#)



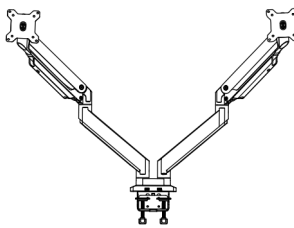
**Mobio**  
Single Desk Monitor Arm  
3210 MAT33..... [Page 558](#)



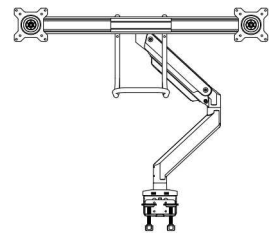
**Mobio**  
Dual Desk Monitor Arm  
3210 MAT34..... [Page 558](#)



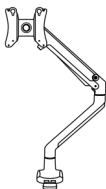
**Mobio**  
Heavy Duty Single Desk Monitor Arm  
3210 MAT35..... [Page 558](#)



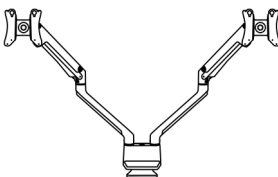
**Mobio**  
Heavy Duty Dual Desk Monitor Arm  
3210 MAT36..... [Page 558](#)



**Mobio**  
Heavy Duty Dual Array Monitor Arm  
3210 MAT37..... [Page 558](#)



**Unity G2**  
Single  
3111 MAT06..... [Page 562](#)



**Unity G2**  
Dual  
3111 MAT07..... [Page 562](#)



# King Cobra

## MONITOR ARM

### *Charmed by design.*

Strike at the heart of productivity with the King Cobra collection of monitor arms. Sleek design, smooth operation, unmatched performance and rugged reliability combine to meet the demands of today's modern office.



*Dual Screen High-Splitter*  
Table not included. See page 410 for Switchback.

**EFFECTIVE OCTOBER 17, 2022**

### Featured Models

#### **SINGLE SCREEN :: \$729**

Light duty single screen monitor arm

#### **DUAL SCREEN HIGH-SPLITTER :: \$1,063**

Heavy duty dual screen high-splitter monitor arm

**KING COBRA**

EFFECTIVE OCTOBER 17, 2022

**MONITOR ARM**

## Features

- Die-cast aluminum construction provides greater stability and contains high-recycled material
- A variety of foldable, gas-type arms in light duty, heavy duty and high-splitter configurations
- Portrait and landscape view-adjustable quick-release VESA
- Available in four configurations: Single, HD Single, HD Dual Array and HD Dual High Splitter
- Features two power and two USB outlets
- Adjustable rotation limiter helps restrict arm rotation to 180 degrees
- Includes clamp and grommet mount
- Installs easily with clamp mount and 10-ft power cord

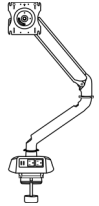
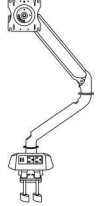
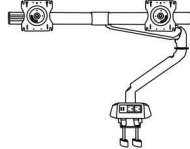
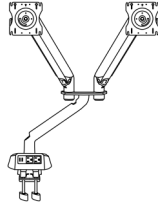
### SPECIFICATIONS: SINGLE SCREEN

Model:	MAT01 Light Duty Single Screen	MAT02 Heavy Duty Single Screen
Height	7.63"-22.13"	7.63"-22.13"
Max Arm Extension	24.75"	24.75"
Table Top Thickness	0.39"-1.62"	0.39"-1.62"
VESA	75 mm, 100 mm	75 mm, 100 mm
Power Outlet	120 V	120 V
USB Port	5 V 2.1 Amp	5 V 2.1 Amp
Weight Capacity Warranty	5-20 lb	10-30 lb

### SPECIFICATION: DUAL SCREEN

Model:	MAT03 Heavy Duty Dual Array	MAT M04 Heavy Duty Dual Screen High-Splitter
Height	8.43"-22.93"	7.93"-22.43"
Max Arm Extension	29.77"	13.67"
Top Table Thickness	0.39"-1.62"	0.39"-1.62"
VESA	75 mm, 100 mm	75 mm, 100 mm
Power Outlet	120 V	120 V
USB Port	5 V 2.1 Amp	5 V 2.1 Amp
Max Monitor Width	23"	27"
Weight Capacity Warranty (Per Screen)	6-28 lb	10-30 lb

### 1. Product

Product Type	Code	Price	
Light Duty Single Screen	3101 MAT01 MAC01	\$729	
Heavy Duty Single Screen	3101 MAT02 MAC01	\$765	
Heavy Duty Dual Array	3101 MAT03 MAC01	\$852	
Heavy Duty Dual Screen High-Splitter	3101 MAT04 MAC01	\$1,063	

### 2. Slider

Product Type	Code	Price	
Monitor Arm Slider	MAT00	Priced by Style	
Product Style	Code	Price	
Single Slider	MAA01	+ \$157	
Dual Sliders	MAA02	+ \$311	

# Mobio

## MONITOR ARM

### *Experience unmatched performance.*

When you're hard at work, you need a workspace that works hard for you. With a wide range of motion and ultra-reliability, Mobio is your go-to solution for a family of monitor arms to maximize your space. Its compact design and die cast aluminum construction mean greater stability, flexibility and unmatched performance.



Dual Desk Monitor Arm  
Table not included. See [page 417](#) for Switchback.

**EFFECTIVE OCTOBER 17, 2022**

### Featured Models

#### **POWER READY :: \$477**

Mobio single desk monitor arm with power block accessory

#### **DUAL DESK :: \$605**

Mobio dual desk monitor arm

#### **DUAL ARRAY HD :: \$702**

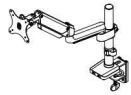

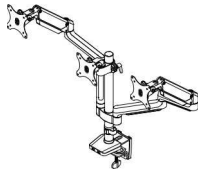
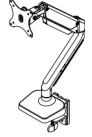
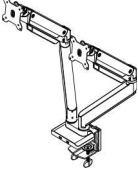
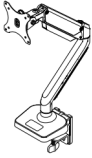
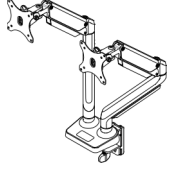
Mobio heavy duty dual array monitor arm

**MOBIO****EFFECTIVE OCTOBER 17, 2022****MONITOR ARM**

## Features

- Choose from Mobio arms in single-desk, dual-desk and pole-mount configurations
- Choose from Mobio HD arms in single-desk, dual-desk and dual-array configurations
- Compact aluminum arm design maximizes desktop space
- Die-cast aluminum construction ensures stability and performance
- Gas spring mechanism delivers smooth vertical adjustment
- Built-in spring tension gauge enables perfect weight adjustment
- Provide power to any worksurface with optional add-on power modules or passthrough USB cables
- Tool-less monitor sliders attach quickly and give an extra dimension of adjustability
- Includes surface clamp and grommet mount, ideal for all desk mounting configurations
- Power-ready and HD dual array models feature 180-degree rotation lock to keep all arms (and elbows) from bumping into walls
- Install monitors easily with quick-release VESA plate
- Mobio arms support monitors 17" to 32" (3.3 lb–17.6 lb); Mobio HD arms support monitors 17"–35" inches (2.2 lb–33 lb)

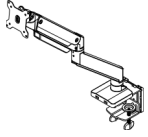
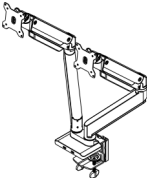
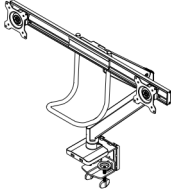
### 1. Product

Product Style	Code	Price	
<b>Mobio</b>			
Single Pole Monitor Arm	3210 MAT30	\$387	
Dual Pole Monitor Arm	3210 MAT31	\$696	
Triple Pole Monitor Arm	3210 MAT32	\$807	
Single Desk Monitor Arm	3210 MAT33	\$303	
Dual Desk Monitor Arm	3210 MAT34	\$605	
Single Desk Monitor Arm, Power Ready	3210 MAT38	\$303	
Dual Desk Monitor Arm, Power Ready	3210 MAT39	\$605	

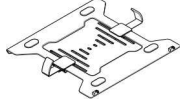
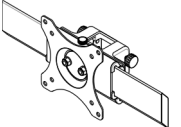
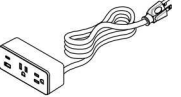
**MOBIO**

EFFECTIVE OCTOBER 17, 2022

**MONITOR ARM****1. Product (Cont.)**

Product Style	Code	Price	
Mobio HD			
Heavy Duty Single Desk Monitor Arm	3210 MAT35	\$473	
Heavy Duty Dual Desk Monitor Arm	3210 MAT36	\$1,060	
Heavy Duty Dual Array Monitor Arm	3210 MAT37	\$702	

**2. Accessories**


Laptop Support	Code	Price	
No Accessories	MAA00	+ \$0	
Laptop Tray	MAA03	+ \$99	
Monitor Sliders	Code	Price	
Single Slider	MAA01	+ \$120	
Dual Sliders	MAA02	+ \$239	
Power	Code	Price	
Power Block, AC/110V, USB-A, USB-C	MAA03	+ \$174	

Power block (MAA03) is available on independently (MAT00) or on power ready models (MAT38/MAT39) only.

**3. Monitor Arm Finish**

Paint Color	Code	Price	
Silver	MAC01	+ \$0	
Black	MAC03	+ \$0	

HD models are available in silver (MAC01) finish only.



Power Ready  
Table not included. See [page 438](#) for Switchback.

**MOBIO**

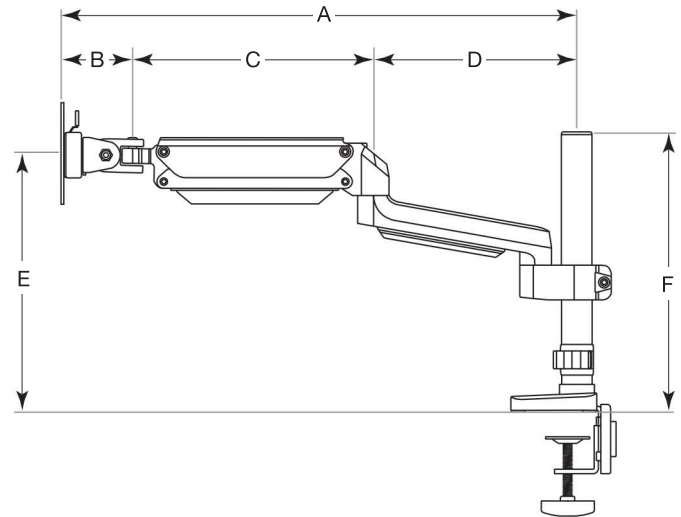
EFFECTIVE OCTOBER 17, 2022

**MONITOR ARM****SPECIFICATIONS: POLE ARMS**

	MAT30 Single Pole	MAT31 Dual Pole	MAT32 Triple Pole
Max Monitor Size	17"-32"	17"-32"	17"-27"
Max Arm Extension (A)	23.16"	21.3"	28.58"
1st Arm Segment (B)	3.21"	3.21"	3.21"
2nd Arm Segment (C)	10.83"	10.83"	10.83"
3rd Arm Segment (D)	9.12"	7.27"	7.27"
Height Range (E)	3.54"—22.65"	3.54"—22.64"	6.10"—17.13"
Pole Height (F)	12.58"	12.58"	18.09"
Table Top Thickness	0.39"—2.17"	0.39"—2.17"	0.39"—2.17"
VESA	75 mm 100 mm	75 mm 100 mm	75 mm 100 mm
Weight Capacity (Per Screen)	3.3–17.6 lb	3.3–17.6 lb	3.3–17.6 lb

**FULLY EXTENDED POLE MODELS**

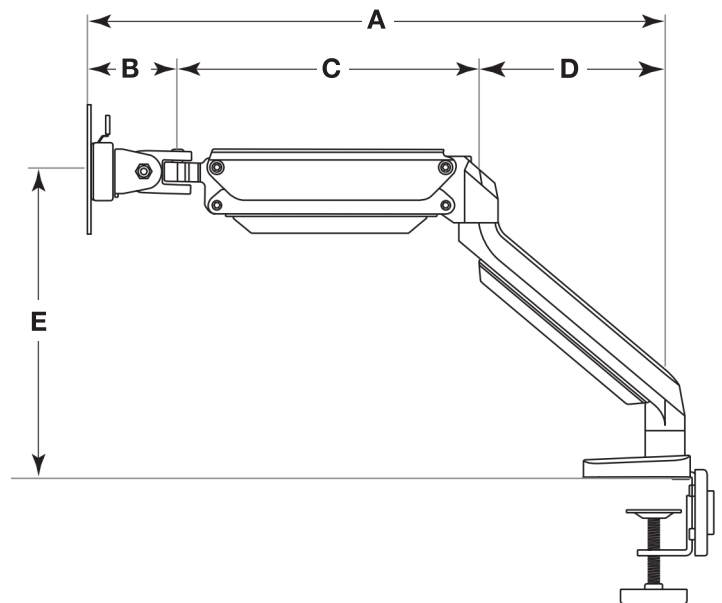
(MAT30 | MAT31 | MAT32)

**SPECIFICATIONS: DESK ARMS**

	MAT33 Single Desk	MAT34 Dual Desk
Max Monitor Size	17"-32"	17"-32"
Max Arm Extension	20.72"	20.72"
1st Arm Segment (B)	3.21"	3.21"
2nd Arm Segment (C)	10.83"	10.83"
3rd Arm Segment (D)	6.68"	6.68"
Height Range (E)	5.31"—16.24"	5.31"—16.24"
Table Top Thickness	0.39"—2.17"	0.39"—2.17"
VESA	75 mm 100 mm	75 mm 100 mm
Weight Capacity (Per Screen)	3.3–17.6 lb	3.3–17.6 lb

**FULLY EXTENDED DESK AND HEAVY DUTY MODELS**

(MAT33 | MAT34 | MAT35 | MAT36 | MAT37)

**SPECIFICATIONS: HEAVY DUTY ARMS**


	MAT35 Single Desk HD	MAT36 Dual Desk	MAT37 Dual Array
Max Monitor Size	17"-35"	17"-35"	17"-32"
Max Extension (A)	23.49"	23.49"	12.68"
1st Arm Segment (B)	2.73"	2.73"	4.09"
2nd Arm Segment (C)	12.62"	12.62"	12.68"
3rd Arm Segment (D)	8.14"	8.14"	8.14"
Height Range	10.03"—23.03"	10.03"—23.03"	10.43"—23.43"
Table Top Thickness	0.39"—2.04"	0.39"—2.04"	0.39"—2.04"
VESA	75 mm 100 mm	75 mm 100 mm	75 mm 100 mm
Weight Capacity (Per Screen)	2.2–33 lb	2.2–33 lb	2.2 lb–17.6 lb

# Unity G2

## MONITOR ARM

### *Altogether powerful.*

Be one with your work. Our Unity G2 family of monitor arms combine reliable utility with rugged design to create the perfect solution for any workspace.



*Single Monitor Arm*  
Table not included. See page 432 for Tensor.

**EFFECTIVE OCTOBER 17, 2022**

### Featured Models

#### **SINGLE :: \$356**

Unity G2 single monitor arm, white finish

#### **DUAL :: \$707**

Unity G2 dual monitor arm, silver finish

# UNITY G2


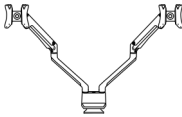
EFFECTIVE OCTOBER 17, 2022

## MONITOR ARM

### Features

- Gas height-adjustable
- 12 inches of lift
- 180-degree pan and 360-degree rotation

#### 1. Monitor Arms


Product Type	Code	Price	
Single	3111 MAT06	\$356	
Dual	3111 MAT07	\$707	

#### 2. Monitor Arm Finish

Paint Color	Code	Price	
Silver	MAC01	+ \$0	
White	MAC02	+ \$0	

#### SPECIFICATIONS

	3111 MAT06 Single-Monitor	3111 MAT07 Dual-Monitor
Max Screen Size	N/A	17" – 29"
Max Extension	20.92"	20.92"
Height Range	6.9"–18.9"	7.6"–19.4"
VESA	75 mm, 100 mm	75 mm, 100 mm
Table Top Thickness	0.39"–1.5"	0.39"–1.5"
Weight Capacity (Per Arm)	4.4–17.6 lb	4.4–17.6 lb



Dual Monitor Arm



# Accessories

STORAGE | POWER | LIGHTING  
KEYBOARD TRAY | WIRE MANAGEMENT  
DESKTOP SIT-TO-STAND  
ANTI-FATIGUE MAT

# Anti-Fatigue Mat

EE V I T C E F  
OCTOBER 17, 2022

## Soft and supportive.

Promote well-being while ensuring productivity. Our anti-fatigue mat helps you stand (and work) longer—pairing well with our collections of height-adjustable tables and desktop workstations.

### Anti-Fatigue Mat

Product	Code	Price	
20" x 30" Black Anti-Fatigue Mat	3153 AFM01	\$214	

## Features and Specifications

- Provides premium ergonomic comfort
- Can reduce fatigue from standing up to 50%
- Durable single-piece construction
- 100% polyurethane integral skin design
- 20" (D) x 30" (W)
- 5-year warranty



# CPU Storage

EE V I T C E F  
OCTOBER 17, 2022

## Keep it clean.

Secure your PC with ease. Our CPU holder attaches to your workstation for a cleaner look.

CPU Under Desk/Wall Mount



CPU Storage Band



### CPU Storage

Product	Code	Price	
CPU Storage Band	3156 CPUS1	\$286	
CPU Under Desk/Wall Mount	3156 CPUS3	\$144	

## Features and Specifications

### BAND

- Supports most PC sizes (up to 64" in perimeter)
- Retracts on a 17" track with 360-degree swivel
- Quick and easy adjustments with an Allen key
- Weight capacity warranty: Up to 75 lb

### UNDER DESK/WALL MOUNT

- Slide-and-swivel movement makes adjustment easy
- Height range: 11.8"-21"
- Depth range: 3.5"-8"
- Track travel: 12.8"

# Keyboard Tray

## Lift, tuck and type.

Free up your workspace with our collection of convenient keyboard platforms and platform connectors.

Mini Trackless With Lift and Lock Mechanism



## Features and Specifications

### LIFT AND LOCK

- Lift and lock provides 7 inches of height adjustment
- Includes knob for manual tilt adjustment
- 21.75" track

### PREMIUM LIFT AND LOCK

- Lift and lock height adjustment with automatic tilt adjustment
- Patented height and tilt indicator
- 21.75" track

### MINI TRACKLESS

- Designed to attach and function without a track
- Easily attaches below top to avoid crossbar interference

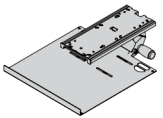
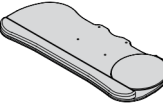
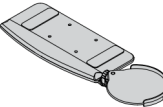
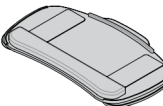
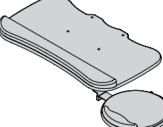
### SIT-TO-STAND

- Lift and lock height adjustment with height range from 8" above the track to 6" below
- Control for tilt adjustment
- 23" track

### 1. Keyboard Tray

Product Type	Code	Price	
Keyboard Tray	3151	\$0	Priced by Style

### 2. Platform

Platform Style	Code	Price	
None	KBP00	+ \$0	
Laptop Tray	KBP01	+ \$157	
Longboard	KBP02	+ \$272	
Mini Platform	KBP03	+ \$327	
Crescent Board	KBP04	+ \$317	
Tilt, Swivel Board	KBP05	+ \$304	

### 3. Mechanism

Mechanism Style	Code	Price	
None	KBM00	\$0	
HAT	KBM01	\$154	
Lift and Lock	KBM02	\$256	
Mini Trackless	KBM04	\$330	
Premium Lift and Lock	KBM05	\$349	
Sit-to-Stand	KBM06	\$449	

### 4. Miscellaneous

Options	Code	Price	
None	KBO00	+ \$0	
U-Brackets for Crossrails	KBTA	+ \$114	
Corner Sleeve	KBCS	+ \$202	

# Laptop Storage

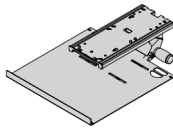
GSA SIN #: 33721

EE V I T C E F  
OCTOBER 17, 2022

## Support and store.

Declutter, declutter. If you're tight on space or need to shift gears, our laptop storage is your go-to solution for an extra hand. These add-ons install under your desk and adjusts left to right to fit your work needs.

### 1. Product

Product Style	Code	Price	
Laptop Tray	3154 LPT02	\$308	

## Features and Specifications

- Adjusts left to right to fit in tight places
- Includes mechanism, track and mounting hardware
- Platform: 15" (W) × 15" (L)
- Desk attachment: 5.77" (W) × 12.75" (L)
- Available in black finish only



Laptop Drawer

# Rhythm

LIGHTING

## A bright idea.

Promote bright ideas at every workstation with our value series lighting. It's sleek, simple and turns on with the wave of a hand.



28" Rhythm Lighting

### SPECIFICATIONS

Model:	3140 Lighting
Dimensions With Mounts	
Height	1.80"
Length	28.07"
Depth	1.81"
Interconnecting Cable Length	5'
Power Cord Length	6'
Electrical	
Color Temperature	2800 K
LED-Rated Lifespan	50,000 Hours

### 1. Product

Product Type	Code	Price	
Lighting	3140	\$309	
Product Style	Code	Price	
28" Standard	LSV LFSV	+ \$0	
28" Daisy Chain Starter	LSV LFDV	+ \$80	

### 2. Add-On Light Fixtures

Quantity	Code	Price	
None	LFAV0	+ \$0	
One 28" Daisy Chain	LFAV1	+ \$268	
Two 28" Daisy Chain Starters	LFAV2	+ \$533	

### 3. Motion Sensor

Sensor	Code	Price	
None	LMS0	+ \$0	
Lighting With Motion Sensor	LMS1	+ \$135	

## Features

- Motion-activated power button
- Built-in 12-hour automatic shut-off feature
- Mounts allow for infinite tilt adjustment for focusing the light
- Dimmer: 3 settings; motion-activated
- Brightness adjustability: 100%–50% in 3 stages
- Color finish: silver aluminum with black end caps
- Housing material: clear anodized aluminum
- Both wood screws and magnet mounts included

# Mobile Pedestal

## STORAGE SOLUTION

### *File with flexibility.*

Our two-drawer mobile pedestal stores everything you need and can move out of the way while still being within reach.

*Mobile Pedestal With Upholstered Pad*



**EFFECTIVE OCTOBER 17, 2022**

### Featured Models

#### **NO UPHOLSTERED PAD :: \$364**

Mobile pedestal, silver finish, no upholstered pad

#### **WITH UPHOLSTERED PAD :: \$508**

Mobile pedestal, white finish, upholstered pad, grade 1 textile

## MOBILE PEDESTAL

EFFECTIVE OCTOBER 17, 2022

## STORAGE SOLUTION

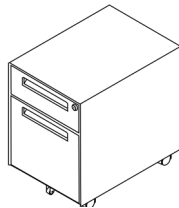
## Features

- Five base wheels provide easy mobility
- Recessed pulls mean flat surfaces for safer work areas
- Optional cushion with colorful upholstery options
- Full extension drawer slides
- Compatible with legal and letter file sizes
- Silver, black and white finish options
- Drawer tested at 50,000 pull cycles

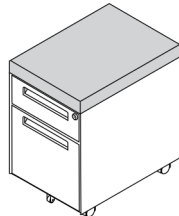
## 1. Product

Product Type	Code	Price	
Mobile Pedestal	3150	\$364	
Product Style	Code	Price	

No Upholstered Pad OPT00 + \$0



Upholstered Pad CPT01 + \$144



## 2. Pedestal Finish

Paint Color	Code	Price	
Silver	PDC01	+ \$0	
White	PDC02	+ \$0	
Black	PDC03	+ \$0	

## 3. Material

Material Grade	Code	Price	
Fabric/Vinyl Grade 1	FG1	+ \$0	
Fabric/Vinyl Grade 2	FG2	+ \$11	
Fabric/Vinyl Grade 3	FG3	+ \$30	
Fabric/Vinyl Grade 4	FG4	+ \$52	
Fabric/Vinyl Grade 5	FG5	+ \$90	
Fabric/Vinyl Grade 6	FG6	+ \$127	
Fabric/Vinyl Grade 7	FG7	+ \$165	

## SPECIFICATIONS

	3150 Mobile Pedestal
Height	19.25"
Width	14.25"
Length	19.625"
Cushion Height	1.8"
Drawer Weight Capacity	88 lb
Stationary Weight Capacity (Including Weight of Drawer Contents)	250 lb



Mobile Pedestal With No Upholstered Pad



# Pencil Storage

EE V I T C E F  
OCTOBER 17, 2022


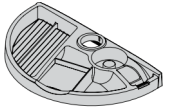
## Store and more.

When it comes to storing pens, pencils and more, our supply drawers are the "write" way to go—keeping everything organized and within reach.



Half Moon Pencil Drawer

### 1. Product

Product Style	Code	Price	
Rectangular Pencil Drawer	3155 PDT01	\$147	
Half Moon Pencil Drawer	3155 PDT02	\$125	

### SPECIFICATIONS

Model:	3155 PDT01 Rectangular Pencil Drawer	3155 PDT02 Half Moon Pencil Drawer
Dimensions		
Height	1.94"	1.35"
Width	18.125"	8.23"
Length	22.75"	13.6"
Drawer Extension	11.5"	11.5"

## Features

- Divided storage compartments for pens, pencils and other small supplies
- Includes easy-to-follow assembly instructions

# Current

## POWER

City of Oklahoma City and  
its Trusts

25301

GSA SIN #: 33721

EE V I T C E F  
OCTOBER 17, 2022

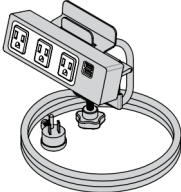
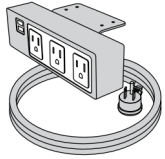
### Plug into productivity.

Our Current power module provides the charge you need to stay on task all day long.



Current Surface Clamp Mount

#### 1. Current Collection

Product Type	Code	Price	
Surface Clamp Mount	3130 PCC	\$278	
Undermount Bracket	3130 PCU	\$319	

#### 2. Color

Module and Cord Color	Code	Price	
White	PC4	+ \$0	
Black	PC1	+ \$0	

### Features and Specifications

- Three outlets, 2 USB ports
- White finish features 3.1 amp; black finish comes with 2.1 amp
- Convenient tablet or phone holder built into clamp mount
- 15 amp, 125 volt
- Cord: 10 feet
- Surge protection: 510 joules
- Two USB charging ports; 3.1A combined
- UL/cUL listed (UL962A)

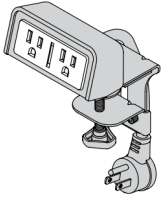
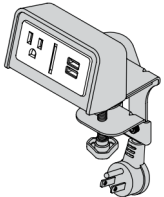
## Empower your workspace.

Charge up (to keep up) with your day ahead. EON eliminates the struggle of finding an outlet with an easily accessible power source right at your fingertips. Keep your devices ready for any task with this line of convenient power modules.



Single Outlet, Dual USB

### 1. EON Collection

Product Type	Code	Price	
EON Clamp On, Dual Outlet	3130 PTC PT5	\$128	
EON Clamp On, Single Outlet, Dual USB	3130 PTC PT2	\$185	

### 2. Color

Module and Cord Color	Code	Price	
White	PC4	+ \$0	
Black	PC1	+ \$0	

## Features

- Choose from dual-outlet or single-outlet/dual-USB setups
- AC outlet: 15A, 125V, 60Hz
- Quick-charge USB outlets: 3.1A, 5V
- Add an easy-to-access power source at worksurface level
- Installs with surface mount clamp
- Includes 8' power cord that is UL-listed

# High Tide

## SIT-TO-STAND

### Elevate your task.

Our High Tide offers an easy-to-install solution for converting desktops into an adaptable sit-to-stand, height-adjustable workstation.

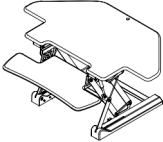
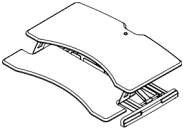


High Tide 4

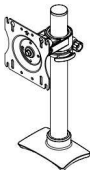
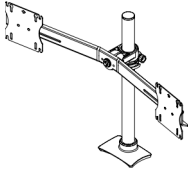
## Features

- Infinite height-adjustment increments with lockable gas spring and a height-adjustable range of up to 19.25"
- Desktop size is 17.8" (W) x 32.5" (L);  
Keyboard tray size is 6.6" (W) x 32.25" (L);  
Overall size is 25.04" (W) x 32.62" (L)
- Desktop supports up to 33 lb;  
Keyboard tray supports 4.4 lb
- Single monitor arm weight limit is 20 lb;  
Dual monitor arm weight limit is 10 lb per monitor
- Dual monitor arm supports screens up to 22" (W)
- Single monitor arm pole is 12.59" (H);  
Dual monitor arm pole is 16.59" (H)
- Desktop material is HDF with CARB certification

### 1. High Tide

Model	Code	Price	
High Tide Corner Unit	3120 SSHT1	\$679	
High Tide 4	3120 SSHT4	\$573	

### 2. Monitor Arms

Sit/Stand Monitor Arm	Code	Price	
None	MAT00	+ \$0	
Single Screen	MAT25	+ \$362	
Dual Screen	MAT26	+ \$439	



High Tide Corner Unit

# Cable Caddy

## WIRE MANAGEMENT

EE V I T C E F  
OCTOBER 17, 2022

GSA SIN #: 33721

3152 WM01, 3152 WM03, AND 3152 WM02 ONLY

*Clear the cable clutter.*

## Features

### CABLE CADDY

- Fully enclosed design conceals cable clutter
- Sturdy steel construction
- Generous amount of space in caddy opening
- Optional 8-outlet power strip

### CABLE CADDY BASKET

- Control cables while maintaining easy access to wires
- Steel wire construction with powdercoated paint
- Black or Silver finish options
- Optional 8-outlet power strip

### CABLE CADDY CLIPS

- Includes three wire management pieces
- Place these clips anywhere you need cable control
- Easy installation with four screws

### CABLE CADDY SLIM

- Simple cable management solution
- Lightweight polymer construction
- Easily attaches to any smooth surface with included adhesive tape

## SPECIFICATIONS

Model:	WM03 Cable Caddy	WM05 Cable Caddy Basket	WM01 Cable Caddy Slim
Dimensions			
Height	6"	6"	1.13"
Length	36"	26"	49"
Depth	4"	6"	2.5"

## 1. Wire Management and Power Strip Add-Ons

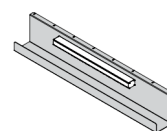
Product Type	Code	Price	
Power Strip			

Power Strip 3152 PST1  
WM00 \$218

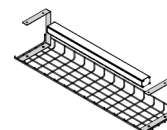


### Wire Management With Power

Cable Caddy + Power 3152 PST1  
WM03 \$396

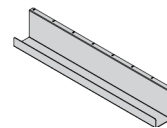


Cable Caddy  
Basket + Power 3152 PST1  
WM05 \$316

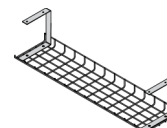


### Wire Management Without Power

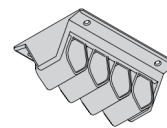
Cable Caddy 3152  
WM03 \$178



Cable Caddy Basket 3152  
WM05 \$98



Cable Caddy Clips 3152  
WM01 \$82



Cable Caddy Slim 3152  
WM02 \$64



Color	Code	Price	
Black	WMC03	+ \$0	
Silver	WMC01	+ \$0	

Color options available on cable caddy basket (WM05) only.

# Appendix

## HELPFUL REFERENCE MATERIAL

## STAND-ALONE TABLETOPS

GSA SIN #: 33721

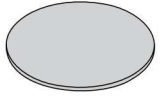
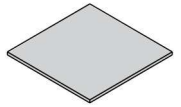
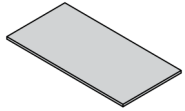
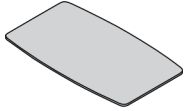
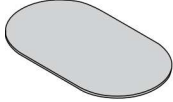
## 1. Table or Desk Top

Product Type	Code	Price
Tabletop or Desktop	3000	Priced by Size

## 2. Finish

Laminate	Code	Price	
Grade 1 Laminate			
Ankara Cherry	TL18	Priced by Size	
Black	TL19	Priced by Size	
Brazilian Walnut	TL20	Priced by Size	
Cabinet Maple	TL21	Priced by Size	
Driftwood	TL23	Priced by Size	
Folkstone Grey	TL24	Priced by Size	
Libretti	TL25	Priced by Size	
Queenston Oak	TL26	Priced by Size	
Sandalwood	TL27	Priced by Size	
Walnut Amati	TL28	Priced by Size	
White	TL29	Priced by Size	
Grade 2 Laminate			
Classic Linen	TL17	Priced by Size	
Colombian Walnut	TL55	Priced by Size	
Crisp Linen	TL64	Priced by Size	
Designer White	TL66	Priced by Size	
Field Elm	TL13	Priced by Size	
Frosty White	TL16	Priced by Size	
Grey	TL62	Priced by Size	
Grey Elm	TL51	Priced by Size	
Kingswood Walnut	TL53	Priced by Size	
Manitoba	TL56	Priced by Size	
Neo Walnut	TL50	Priced by Size	
Platinum	TL61	Priced by Size	
Portico Teak	TL60	Priced by Size	
Skyline Walnut	TL15	Priced by Size	
Steel Mesh	TL59	Priced by Size	
Tuscan Walnut	TL57	Priced by Size	
Uptown Walnut	TL14	Priced by Size	
Laminate Grade	Code	Price	
Laminate Grade 1	GR1	Priced by Size	
Laminate Grade 2	GR2	Priced by Size	

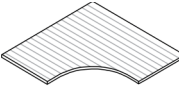
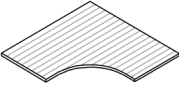
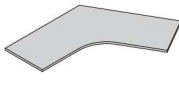
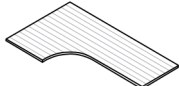
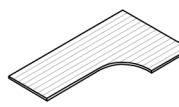
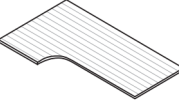
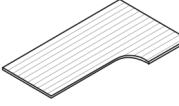
## 3. Shape

Tabletop Shape	Code	Price	
Café and Occasional			
Round	TR	Priced by Size	
Square	TS	Priced by Size	
Multipurpose and Training			
Rectangular	TZ	Priced by Size	
Meeting			
Wide Boat	TB	Priced by Size	
Wide Racetrack	TK	Priced by Size	

## STAND-ALONE TABLETOPS

GSA SIN #: 33721

## 3. Shape (Cont.)

Tabletop Shape	Code	Price	
For 3-Leg Bases			
Right 90-Degree Tabletop	TBCR	Priced by Size	
Left 90-Degree Tabletop	TBCL	Priced by Size	
120-Degree Top	TA	Priced by Size	
Right Extended Corner	TXR	Priced by Size	
Left Extended Corner	TXL	Priced by Size	
Right Extended Offset Corner	OR	Priced by Size	
Left Extended Offset Corner	OL	Priced by Size	

## 4. Size

Top Size	Code	Price		
Round (D x W)		Grade 1	Grade 2 Flat Edge	Grade 2 Knife Edge
24"	2424	\$287	\$431	\$494
30"	3030	\$331	\$497	\$536
36"	3636	\$383	\$575	\$622
42"	4242	\$385	\$578	\$694
48"	4848	\$458	\$687	\$825
54"	5454	\$800	\$1,200	\$1,440
60"	6060	\$1,200	\$1,800	\$2,160

Actual size of 30" x 30" tabletop is 30.75" x 30.75"

## 4. Size (Cont.)

Top Size	Code	Price		
Square (D x W)		Grade 1	Grade 2 Flat Edge	Grade 2 Knife Edge
24"	2424	\$274	\$411	\$494
30"	3030	\$297	\$446	\$536
36"	3636	\$345	\$518	\$622
42"	4242	\$385	\$578	\$694
48"	4848	\$458	\$687	\$825
54"	5454	\$800	\$1,200	\$1,440
60"	6060	\$1,200	\$1,800	\$2,160
Standard Rectangular (D x W)		Grade 1	Grade 2 Flat Edge	Grade 2 Knife Edge
18" x 42"	1842	\$176	\$264	\$317
18" x 48"	1848	\$200	\$300	\$360
18" x 54"	1854	\$225	\$338	\$406
18" x 60"	1860	\$248	\$372	\$447
18" x 66"	1866	\$275	\$413	\$496
18" x 72"	1872	\$300	\$450	\$540
20" x 36"	2036	\$164	\$246	
20" x 42"	2042	\$190	\$285	
20" x 48"	2048	\$218	\$327	
20" x 54"	2054	\$255	\$383	
20" x 60"	2060	\$270	\$405	
20" x 66"	2066	\$299	\$449	
20" x 72"	2072	\$324	\$486	
24" x 36"	2436	\$196	\$294	
24" x 42"	2442	\$229	\$344	\$413
24" x 48"	2448	\$261	\$392	\$471
24" x 54"	2454	\$292	\$438	\$526
24" x 60"	2460	\$324	\$486	\$584
24" x 66"	2466	\$358	\$537	\$645
24" x 72"	2472	\$389	\$584	\$701
24" x 78"	2478	\$421	\$632	
24" x 84"	2484	\$453	\$680	
30" x 36"	3036	\$244	\$366	
30" x 42"	3042	\$285	\$428	\$514
30" x 48"	3048	\$324	\$486	\$584
30" x 54"	3054	\$366	\$549	\$659
30" x 60"	3060	\$404	\$606	\$694
30" x 66"	3066	\$445	\$668	\$802
30" x 72"	3072	\$484	\$726	\$810
30" x 78"	3078	\$526	\$789	
30" x 84"	3084	\$565	\$848	



## STAND-ALONE TABLETOPS

C  
O  
K  
C  
0  
0  
2  
0  
5

## 4. Size (Cont.)

Top Size	Code	Price		
Standard Rectangular (D × W)		Grade 1	Grade 2 Flat Edge	Grade 2 Knife Edge
36" × 42"	3642	\$540	\$810	\$972
36" × 48"	3648	\$570	\$855	\$1,026
36" × 54"	3654	\$625	\$938	\$1,126
36" × 60"	3660	\$700	\$1,050	\$1,260
36" × 66"	3666	\$790	\$1,185	\$1,422
36" × 72"	3672	\$800	\$1,200	\$1,440
42" × 78"	4278	\$821	\$1,232	
42" × 84"	4284	\$885	\$1,328	
42" × 90"	4290	\$964	\$1,446	
42" × 96"	4296	\$1,008	\$1,512	
48" × 78"	4878	\$939	\$1,409	
48" × 84"	4884	\$1,008	\$1,512	
48" × 90"	4890	\$1,108	\$1,662	
48" × 96"	4896	\$1,152	\$1,728	
Rectangular for Use with eBEAM (D × W)		Grade 1	Grade 2 Flat Edge	Grade 2 Knife Edge
24" × 46"	2446	\$261	\$392	
24" × 58"	2458	\$324	\$486	
24" × 70"	2470	\$389	\$584	
30" × 46"	3046	\$324	\$486	
30" × 58"	3058	\$404	\$606	
30" × 70"	3070	\$484	\$726	
Wide Boat (D × W)		Grade 1	Grade 2 Flat Edge	Grade 2 Knife Edge
42" × 78"	4278	\$821	\$1,232	
42" × 84"	4284	\$885	\$1,328	
42" × 90"	4290	\$964	\$1,446	
42" × 96"	4296	\$1,008	\$1,512	
48" × 78"	4878	\$939	\$1,409	
48" × 84"	4884	\$1,008	\$1,512	
48" × 90"	4890	\$1,108	\$1,662	
48" × 96"	4896	\$1,152	\$1,728	

## 4. Size (Cont.)

Top Size	Code	Price		
Racetrack (D × W)		Grade 1	Grade 2 Flat Edge	Grade 2 Knife Edge
24" × 60"	2460	\$324	\$486	\$584
30" × 72"	3072	\$450	\$675	\$810
30" × 84"	3084	\$565	\$848	\$1,018
30" × 96"	3096	\$850	\$1,275	\$1,530
36" × 72"	3672	\$800	\$1,200	\$1,440
36" × 84"	3684	\$875	\$1,313	\$1,576
36" × 96"	3696	\$950	\$1,425	\$1,710
42" × 78"	4278	\$821	\$1,232	
42" × 84"	4284	\$885	\$1,328	
42" × 90"	4290	\$964	\$1,446	
42" × 96"	4296	\$1,008	\$1,512	
48" × 78"	4878	\$939	\$1,409	
48" × 84"	4884	\$1,008	\$1,512	
48" × 90"	4890	\$1,108	\$1,662	
48" × 96"	4896	\$1,152	\$1,728	
Right 90-Degree Top (D × W)		Grade 1	Grade 2 Flat Edge	Grade 2 Knife Edge
24" × 48"	2448	\$517	\$776	
24" × 54"	2454	\$582	\$873	
24" × 60"	2460	\$645	\$968	
30" × 48"	3048	\$645	\$968	
30" × 54"	3054	\$729	\$1,094	
30" × 60"	3060	\$805	\$1,208	
Left 90-Degree Top (D × W)		Grade 1	Grade 2 Flat Edge	Grade 2 Knife Edge
24" × 48"	2448	\$517	\$776	
24" × 54"	2454	\$582	\$873	
24" × 60"	2460	\$645	\$968	
30" × 48"	3048	\$645	\$968	
30" × 54"	3054	\$729	\$1,094	
30" × 60"	3060	\$805	\$1,208	
120-Degree Top (D × W)		Grade 1	Grade 2 Flat Edge	Grade 2 Knife Edge
24" × 42"	2442	\$705	\$1,058	
24" × 48"	2448	\$908	\$1,362	
30" × 42"	3042	\$736	\$1,104	
30" × 48"	3048	\$917	\$1,376	

## STAND-ALONE TABLETOPS

## 4. Size (Cont.)

Top Size	Code	Price		
Right Extended Corner (A x B x C)		Grade 1	Grade 2 Flat Edge	Grade 2 Knife Edge
24" x 36" x 60"	243660	\$485	\$728	
24" x 36" x 66"	243666	\$547	\$821	
24" x 36" x 72"	243672	\$618	\$927	
24" x 42" x 60"	244260	\$557	\$836	
24" x 42" x 66"	244266	\$629	\$944	
24" x 42" x 72"	244272	\$710	\$1,065	
24" x 48" x 60"	244860	\$613	\$920	
24" x 48" x 66"	244866	\$692	\$1,038	
24" x 48" x 72"	244872	\$781	\$1,172	
30" x 36" x 60"	303660	\$557	\$836	
30" x 36" x 66"	303666	\$629	\$944	
30" x 36" x 72"	303672	\$760	\$1,140	
30" x 42" x 60"	304260	\$640	\$960	
30" x 42" x 66"	304266	\$723	\$1,085	
30" x 42" x 72"	304272	\$817	\$1,226	
30" x 48" x 60"	304860	\$672	\$1,008	
30" x 48" x 66"	304866	\$760	\$1,140	
30" x 48" x 72"	304872	\$860	\$1,290	
Left Extended Corner (A x B x C)		Grade 1	Grade 2	
24" x 60" x 36"	246036	\$485	\$728	
24" x 66" x 36"	246636	\$547	\$821	
24" x 72" x 36"	247236	\$618	\$927	
24" x 60" x 42"	246042	\$557	\$836	
24" x 66" x 42"	246642	\$629	\$944	
24" x 72" x 42"	247242	\$710	\$1,065	
24" x 60" x 48"	246048	\$613	\$920	
24" x 66" x 48"	246648	\$692	\$1,038	
24" x 72" x 48"	247248	\$781	\$1,172	
30" x 60" x 36"	306036	\$557	\$836	
30" x 66" x 36"	306636	\$629	\$944	
30" x 72" x 36"	307236	\$760	\$1,140	
30" x 60" x 42"	306042	\$640	\$960	
30" x 66" x 42"	306642	\$723	\$1,085	
30" x 72" x 42"	307242	\$817	\$1,226	
30" x 60" x 48"	306048	\$672	\$1,008	
30" x 66" x 48"	306648	\$760	\$1,140	
30" x 72" x 48"	307248	\$860	\$1,290	

## 4. Size (Cont.)

Top Size	Code	Price		
Right Extended Offset Corner (A x B x C x D)		Grade 1	Grade 2	
24" x 36" x 60" x 30"	24366030	\$531	\$797	
24" x 36" x 66" x 30"	24366630	\$604	\$906	
24" x 36" x 72" x 30"	24367230	\$685	\$1,028	
24" x 42" x 60" x 30"	24426030	\$616	\$924	
24" x 42" x 66" x 30"	24426630	\$697	\$1,046	
24" x 42" x 72" x 30"	24427230	\$793	\$1,190	
24" x 48" x 60" x 30"	24486030	\$648	\$972	
24" x 48" x 66" x 30"	24486630	\$735	\$1,103	
24" x 48" x 72" x 30"	24487230	\$835	\$1,253	
Left Extended Offset Corner (A x B x C x D)		Grade 1	Grade 2	
30" x 60" x 36" x 24"	30603624	\$531	\$797	
30" x 66" x 36" x 24"	30663624	\$604	\$906	
30" x 72" x 36" x 24"	30723624	\$685	\$1,028	
30" x 60" x 42" x 24"	30604224	\$616	\$924	
30" x 66" x 42" x 24"	30664224	\$697	\$1,046	
30" x 72" x 42" x 24"	30724224	\$793	\$1,190	
30" x 60" x 48" x 24"	30604824	\$648	\$972	
30" x 66" x 48" x 24"	30664824	\$735	\$1,103	
30" x 72" x 48" x 24"	30724824	\$835	\$1,253	

## 5. Grommets

Grommet Location	Code	Price	
No Grommets	GP00	+ \$0	
Left Only	GP01	+ \$30	
Center Only	GP02	+ \$30	
Right Only	GP03	+ \$30	
Left and Center	GP04	+ \$60	
Left and Right	GP05	+ \$60	
Right and Center	GP06	+ \$60	
Left, Right and Center	GP07	+ \$90	
Grommet Color	Code	Price	
Black	GC01	+ \$0	
White	GC02	+ \$0	

Left grommets (GP01/GP04/GP05/GP07) are not available on right extended corners or right extended offset corners.

Right grommets (GP03/GP05/GP06/GP07) are not available on left extended corners or right extended offset corners.

## STAND-ALONE TABLETOPS

## 5. Add-Ons

Mending Plate	Code	Price
None	TTMP0	+ \$0

Mending Plate Kit TTMP1 + \$74

Stiffener	Code	Price
No Stiffener	STF00	+ \$0
54" Stiffener (1 Each)	STF01	+ \$80
54" Stiffeners (2 Each)	STF02	+ \$160

Mending plate kits are available with tabletops that have a depth of 20", 24" or 30".

Stiffeners are available with and recommended for tabletops that have a depth of 42" or more and/or a width of 66" or more.

## Table Weights

Top Size	Grade 1 Laminate	Grade 2 Laminate
Round (D × W)		
24" × 24"	14 lb	15 lb
30" × 30"	21 lb	23 lb
36" × 36"	31 lb	34 lb
42" × 42"	42 lb	46 lb
48" × 48"	54 lb	60 lb
Square (D × W)		
24" × 24"	17 lb	19 lb
30" × 30"	27 lb	30 lb
36" × 36"	39 lb	43 lb
42" × 42"	53 lb	58 lb
48" × 48"	69 lb	76 lb
Wide Boat (D × W)		
42" × 78"	89 lb	96 lb
42" × 84"	96 lb	104 lb
42" × 90"	103 lb	112 lb
42" × 96"	109 lb	121 lb
48" × 78"	103 lb	107 lb
48" × 84"	111 lb	117 lb
48" × 90"	119 lb	126 lb
48" × 96"	127 lb	136 lb

## Table Weights (Cont.)

Top Size	Grade 1 Laminate	Grade 2 Laminate
Wide Racetrack (D × W)		
42" × 78"	87 lb	98 lb
42" × 84"	94 lb	105 lb
42" × 90"	102 lb	113 lb
42" × 96"	110 lb	120 lb
48" × 78"	97 lb	113 lb
48" × 84"	106 lb	122 lb
48" × 90"	115 lb	131 lb
48" × 96"	123 lb	139 lb
Rectangular for Use with eBEAM (-2") (D × W)		
24" × 46"	33 lb	36 lb
24" × 58"	42 lb	46 lb
24" × 70"	50 lb	55 lb
30" × 46"	41 lb	46 lb
30" × 58"	52 lb	57 lb
30" × 70"		

Actual size of 30" × 30" tabletop is 30.75" × 30.75"

## STAND-ALONE TABLETOPS

Table Weights (Cont.)

Top Size	Grade 1 Laminate	Grade 2 Laminate
Standard Rectangular (D x W)		
18" x 42"	23 lb	25 lb
18" x 48"	26 lb	29 lb
18" x 54"	29 lb	32 lb
18" x 60"	32 lb	36 lb
18" x 66"	36 lb	39 lb
18" x 72"	39 lb	43 lb
20" x 36"	22 lb	24 lb
20" x 42"	25 lb	28 lb
20" x 48"	29 lb	32 lb
20" x 54"	32 lb	36 lb
20" x 60"	36 lb	40 lb
20" x 66"	40 lb	44 lb
20" x 72"	43 lb	48 lb
24" x 36"	26 lb	29 lb
24" x 42"	30 lb	33 lb
24" x 48"	35 lb	38 lb
24" x 54"	39 lb	43 lb
24" x 60"	43 lb	48 lb
24" x 66"	48 lb	52 lb
24" x 72"	52 lb	57 lb
24" x 78"	56 lb	62 lb
24" x 84"	60 lb	67 lb
30" x 36"	32 lb	36 lb
30" x 42"	38 lb	42 lb
30" x 48"	43 lb	48 lb
30" x 54"	49 lb	53 lb
30" x 60"	54 lb	59 lb
30" x 66"	59 lb	65 lb
30" x 72"	65 lb	71 lb
30" x 78"	70 lb	77 lb
30" x 84"	76 lb	83 lb
42" x 78"	98 lb	108 lb
42" x 84"	106 lb	116 lb
42" x 90"	113 lb	125 lb
42" x 96"	121 lb	133 lb
48" x 78"	112 lb	124 lb
48" x 84"	121 lb	133 lb
48" x 90"	130 lb	143 lb
48" x 96"	138 lb	152 lb

Table Weights (Cont.)

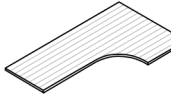
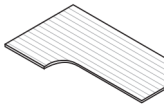
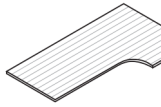
Top Size	Grade 1 Laminate	Grade 2 Laminate
Right 90-Degree Top (D x W)		
24" x 48"	54 lb	59 lb
24" x 54"	63 lb	69 lb
24" x 60"	71 lb	78 lb
30" x 48"	61 lb	68 lb
30" x 54"	72 lb	79 lb
30" x 60"	83 lb	91 lb
Left 90-Degree Top (D x W)		
24" x 48"	54 lb	59 lb
24" x 54"	63 lb	69 lb
24" x 60"	71 lb	78 lb
30" x 48"	61 lb	68 lb
30" x 54"	72 lb	79 lb
30" x 60"	83 lb	91 lb
120-Degree Top (D x W)		
24" x 42"	51 lb	56 lb
24" x 48"	60 lb	66 lb
30" x 42"	61 lb	67 lb
30" x 48"	71 lb	78 lb
Right Extended Corner (A x B x C)		
24" x 36" x 60"	52 lb	58 lb
24" x 36" x 66"	57 lb	62 lb
24" x 36" x 72"	61 lb	67 lb
24" x 42" x 60"	58 lb	63 lb
24" x 42" x 66"	62 lb	68 lb
24" x 42" x 72"	66 lb	73 lb
24" x 48" x 60"	63 lb	69 lb
24" x 48" x 66"	67 lb	74 lb
24" x 48" x 72"	71 lb	78 lb
30" x 36" x 60"	60 lb	66 lb
30" x 36" x 66"	65 lb	71 lb
30" x 36" x 72"	70 lb	77 lb
30" x 42" x 60"	65 lb	72 lb
30" x 42" x 66"	71 lb	78 lb
30" x 42" x 72"	76 lb	84 lb
30" x 48" x 60"	72 lb	79 lb
30" x 48" x 66"	77 lb	85 lb
30" x 48" x 72"	82 lb	91 lb

C  
O  
K  
C  
0  
0  
2  
0  
5

# STAND-ALONE TABLETOPS

C  
O  
K  
C  
0  
0  
2  
0  
5

## Table Weights (Cont.)

Top Size	Grade 1 Laminate	Grade 2 Laminate	
<b>Left Extended Corner (A x B x C)</b>			
24" x 60" x 36"	52 lb	58 lb	
24" x 66" x 36"	57 lb	62 lb	
24" x 72" x 36"	61 lb	67 lb	
24" x 60" x 42"	58 lb	63 lb	
24" x 66" x 42"	62 lb	68 lb	
24" x 72" x 42"	66 lb	73 lb	
24" x 60" x 48"	63 lb	69 lb	
24" x 66" x 48"	67 lb	74 lb	
24" x 72" x 48"	71 lb	78 lb	
30" x 60" x 36"	60 lb	66 lb	
30" x 66" x 36"	65 lb	71 lb	
30" x 72" x 36"	70 lb	77 lb	
30" x 60" x 42"	65 lb	72 lb	
30" x 66" x 42"	71 lb	78 lb	
30" x 72" x 42"	76 lb	84 lb	
30" x 60" x 48"	72 lb	79 lb	
30" x 66" x 48"	77 lb	85 lb	
30" x 72" x 48"	82 lb	91 lb	
<b>A x B x C x D</b>	<b>Right Extended Offset Corner</b>		
24" x 36" x 60" x 30"	58 lb	64 lb	
24" x 36" x 66" x 30"	64 lb	70 lb	
24" x 36" x 72" x 30"	69 lb	76 lb	
24" x 42" x 60" x 30"	63 lb	69 lb	
24" x 42" x 66" x 30"	69 lb	75 lb	
24" x 42" x 72" x 30"	74 lb	81 lb	
24" x 48" x 60" x 30"	68 lb	75 lb	
24" x 48" x 66" x 30"	74 lb	81 lb	
24" x 48" x 72" x 30"	79 lb	87 lb	
<b>A x B x C x D</b>	<b>Left Extended Offset Corner</b>		
30" x 60" x 36" x 24"	58 lb	64 lb	
30" x 66" x 36" x 24"	64 lb	70 lb	
30" x 72" x 36" x 24"	69 lb	76 lb	
30" x 60" x 42" x 24"	63 lb	69 lb	
30" x 66" x 42" x 24"	69 lb	75 lb	
30" x 72" x 42" x 24"	74 lb	81 lb	
30" x 60" x 48" x 24"	68 lb	75 lb	
30" x 66" x 48" x 24"	74 lb	81 lb	
30" x 72" x 48" x 24"	79 lb	87 lb	

## SUPER DUTY SERIES GUIDE

### Super Duty Series

When it comes to solutions built for uncompromising reliability, durability and comfortability — there's our Super Duty Series. Every side, task and tandem chair in the series features a combination of extra size, width, weight capacity warranty and more.

#### LIMITED 10-YEAR WARRANTY

SitOnIt Seating warrants the Heavy Duty Series for a period of 10 years when configured to the appropriate model. Fabric and foam cushioning are covered for two years.

#### TEXTILE DURABILITY

SitOnIt Seating recommends textiles that are high-density and abrasion-resistant, with at least a 75,000 double rub rating.



#### Heavy Duty

##### 350 LB WEIGHT CAPACITY

- Standard seat and back
- Reinforced seat and heavy duty components
- Task Chairs: Amplify, Focus, Knack, Novo, ReAlign, and TR2
- Task Stools: Non-Stop Heavy Duty Stool and TR2



#### Large and Tall

##### 400 LB WEIGHT CAPACITY

- Wide seat and standard back
- Thicker and firmer seat
- Reinforced seat and heavy duty components
- Task Chairs: Amplify and Focus



#### Heavy Duty XL

##### 500 LB WEIGHT CAPACITY

- Widest back and seat
- Thickest and firmest seat and back
- Reinforced seat and back, and heavy duty components
- Task Chair: Non-Stop

C  
O  
K  
C  
0  
0  
2  
0  
5

# SUPER DUTY SERIES GUIDE

## Large and Tall Options

SitOnIt Seating Large and Tall (LT) models are available as a standard to provide a fully coordinated and cohesive family offering on our Amplify, Focus and Novo task chairs. Large and Tall accommodates users up to 400 lb and SitOnIt Seating warrants for a period of 10 years used in multi-shift (24/7) applications.

Specify Large and Tall models by using the LT suffix when ordering. Add the appropriate additional charge for each chair. The list below summarizes the model, arm styles, mechanism, frame, back and base options.



### Large and Tall (LT) Models

Large and Tall Options (List Price)		Amplify 2723 B1 Y A152 LT	Focus 5623 B1 Y A152 LT	Novo 1033 BK2 Y A152 LT
LT Base Model: Highback, Black Frame, Enhanced Synchro, Height-Adjustable With Sport Arm Pads		\$1,085	\$1,115	\$1,064
1.	Arm Styles			
	Height-Adjustable With Sport Arm Pads (A152)	+ \$0	+ \$0	+ \$0
	Armless (A0)	- \$48	- \$90	- \$48
	Height-/Width-Adjustable With Sport Arm Pads (A153)	+ \$30	+ \$25	+\$30
2.	Seat Depth			
	Seat Depth Adjustment (E3)	+ \$79	+ \$79	+ \$79
3.	Frame			
	Back Support Color	Black (FC1)	Black (Z1) or Silver (Z2)	Black (FC1)
4.	Back			
	Upholstered Back (B3/B4)	+ \$58	+ \$126	N/A
	Adjustable Lumbar (LB1)	+ \$0	+ \$50	+ \$0
5.	Base			
	Polished Aluminum Base (B5)	+ \$167	+ \$167	+ \$167
	Heavy Duty Hard Floor and Carpet Casters (C9)	+ \$61	+ \$61	+ \$61
	High Heavy Duty Cylinder (S13)	+ \$0	+ \$0	+ \$0



# SUPER DUTY SERIES GUIDE

C  
O  
K  
C  
0  
0  
2  
0  
5

## Side Chair Collection



**500 LB WEIGHT CAPACITY**  
Freelance Heavy Duty; Cora Guest, Hip Chair,  
Counter Stool and Bar Stool.



**600 LB WEIGHT CAPACITY**  
Cora Midsize and Freelance  
30" Bariatric



**750 LB WEIGHT CAPACITY**  
Cora Bariatric




**1000 LB WEIGHT CAPACITY**  
Freelance Bariatric 42"

## Lounge Collection



**500 LB WEIGHT CAPACITY**  
Aviera Guest Seating, Hip Chair, Patient  
Seating (21"/24" Seat Width), Freespan  
2-seat, Pre-configured 2-seat and 3-seat



**750 LB WEIGHT CAPACITY**  
Aviera Bariatric Seating (30"/44" Seat Width),  
Freespan 3-Seat



# STACKING GUIDE

C  
O  
K  
C  
0  
0  
2  
0  
5

Discover stacking compatibility with Sitonit Seating's multipurpose products—including a list of SitOnIt models with a wall-saver frame.

## 4-Leg

Collection	Plastic Seat and Back	Upholstered Seat With Plastic Back	Upholstered Seat and Back	Wall-Saver Frame
<b>On Cart</b>				
Achieve (Glides Only)	—	5	5	•
Anytime (Glides Only)	8	8	8	
Baja (Glides Only)	10	8	8	
Cora Guest (Glides Only)	—	—	6	•
Freelance (Glides Only)	6	6	6	•
InFlex (Glides Only)	12	Arms NR, 10 Armless	Arms NR, 10 Armless	
Lumin (Glides Only)	8	6	6	
Mika (Glides Only)	12	12	—	
Relay (Glides Only)	5	5	5	•
Rio (Glides Only)	8	7	7	
<b>On Floor</b>				
Achieve (Casters and Glides)	—	4	4	•
Anytime (Glides Only)	6	6	6	
Baja (Casters and Glides)	6	4	4	
Cora Guest (Casters and Glides)	—	—	4	•
Freelance (Casters and Glides)	4	4	4	•
InFlex (Casters and Glides)	5	Arms NR, 5 Armless	Arms NR, 5 Armless	
Lumin (Casters and Glides)	6	4	4	
Mika (Casters and Glides)	3	9	—	
Relay (Glides Only)	5	5	5	•
Rio (Casters and Glides)	4	3	3	

## 4-Leg Mesh

Collection	Plastic Seat Mesh Back	Upholstered Seat With Mesh Back	Fully Upholstered Seat and Back	Wall-Saver Frame
<b>On Cart</b>				
Focus Side (Glides Only)	—	5	3	•
Wit Side (Glides Only)	4	4	4	•
<b>On Floor</b>				
Focus Side (Glides or Casters)	—	4	3	•
Wit Side (Glides or Casters)	4	NR	NR	•

Freelance sled base and bariatric models are not stackable. Relay nester stacks three on the floor; vertical. Ioniq and Qwiz do not stack.

Please note that chairs with a tablet arm do not stack. Chairs with casters do not stack on a cart.

Please use caution when stacking models with casters to prevent frame damage. SitOnIt Seating does not warrant scratched frames.

NR — Not recommended.

# STACKING GUIDE

C  
O  
K  
C  
0  
0  
2  
0  
5

## Wire Rod

Collection	Plastic Seat and Back	Upholstered Seat With Plastic Back	Upholstered Seat and Back	Wall-Saver Frame
On Cart				
Baja (Glides Only)	6	4	4	
Lumin (Glides Only)	15	6	6	
Mika	30	12	—	
OnCall (Glides Only)	20 With Arms, 25 Armless	NR	NR	•
Orbix	25	NR	—	
Rio (Glides Only)	15	6	6	
Rowdy (Glides Only)	25 With Arms, 40 Armless	NR	NR	
Sprout	40	—	—	
On Floor				
Baja	6	6	6	
Lumin	8	4	4	
Mika	3	6	—	
OnCall	8	NR	NR	•
Orbix	6	NR	—	
Rio	6	5	5	
Rowdy	10 With Arms, 15 Armless	NR	NR	
Sprout	10	—	—	

## Stool

Collection	Plastic Seat and Back	Upholstered Seat With Plastic Back	Upholstered Seat and Back	Wall-Saver Frame
On Floor				
Baja	4	4	4	
Mika	3	3	—	
OnCall	4	NR	NR	•
Orbix	6	NR	—	

Freelance sled base and bariatric models are not stackable. Focus Side wood back models are not stackable. Relay nester stacks three on the floor; vertical. Ioniq and Qwiz do not stack.

Please note that chairs with a tablet arm do not stack. Chairs with casters do not stack on a cart.

Please use caution when stacking models with casters to prevent frame damage. SitOnIt Seating does not warrant scratched frames.

NR — Not recommended.

## GLIDE GUIDE

C  
O  
K  
C  
0  
0  
2  
0  
5

For almost 25 years, SitOnIt Seating products have been expertly designed to provide the best comfort and support in the industry.

Glides are an often overlooked element in the seating specification process, but they play a crucial role in ensuring proper interface between the chair and the floor.

This application guide offers general guidelines to assist customers with choosing the best glide for their needs. The guide is based on extensive lab testing and hands-on experience with selling chairs in a variety of environments, as well as review and consultations with glide experts.

## Application Guide

### Material

### Surfaces

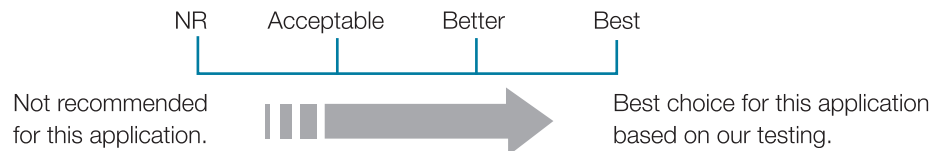
Glide Type (4-Leg)		Carpet	VCT	Vinyl	Laminate	Ceramic Tile	Hardwood	Concrete
Standard Multi-Surface Glides	Applies to Anytime,	Acceptable	Acceptable	Acceptable	Better	Better	NR	Better
Performance Multi-Surface Glides	Baja, Cora, Freelance,	Best	Better	Better	Better	Best	Better	Better
Floor Saver Glides	Focus Side, InFlex, Lumin,	NR	Best	Best	Best	NR	Best	Best
Steel Glides (Carpet Only)	Rio and Wit Side	Better	NR	NR	NR	NR	NR	NR

### Material

### Surfaces

Glide Type (Wire Rod)		Carpet	VCT	Vinyl	Laminate	Ceramic Tile	Hardwood	Concrete
No Glides	Applies to Baja, Lumin,	Best	NR	NR	NR	NR	NR	NR
Clear Glides	Mika, OnCall, Orbix, Rio,	NR	NR	Acceptable	Better	Better	NR	Acceptable
Clear Glides With Felt	Rowdy and Sprout	NR	Better	Better	Best	NR	Better	NR

*Felt glides are subject to wear and tear and require periodic replacement.*



- **BEST:** Best choice for this application based on our testing.
- **BETTER:** Better choice for this application based on our testing.
- **ACCEPTABLE:** Acceptable choice for this application based on our testing but consider BETTER or BEST options.
- **NR:** Not recommended for this application based on our testing.

*This Application Guide is provided for informational purposes only. Always follow the manufacturer's instructions for care and maintenance of your flooring. Periodic inspection and maintenance of glides is critical to minimize the risk of damage to your flooring, especially when using glides with floors that are prone to scratching and marring. Testing was performed under simulated conditions. Because a wide range of factors impact actual performance, including how your chairs are used; the state of the glides and flooring; and dirt, moisture and other environmental factors, Exemplis does not warrant you will achieve any specific result. Actual results may vary.*

## CARE AND CLEANING

C  
O  
K  
C  
0  
0  
2  
0  
5

### Safety First

To ensure proper cleaning and/or disinfecting, it's important to consult with facilities or safety personnel and follow the manufacturer's instructions—including detailed dilution requirements, safe application instructions, dwell time for effective disinfecting and more.

Per CDC instructions, always read and follow the directions on the label to ensure safe and effective use.

- Wear skin protection and consider eye protection for potential splash hazards
- Ensure adequate ventilation
- Use no more than the amount recommended on the label
- Use water at room temperature for dilution (unless stated otherwise on the label)
- Avoid mixing chemical products
- Label diluted cleaning solutions
- Store and use chemicals out of the reach of children and pets

**Always read and follow the directions on the cleaner/disinfectant labels to ensure safe and effective use.**

### Clean + Disinfect

Cleaning and disinfecting are two distinct actions, and knowing the difference between the two can help promote safety in any space. This comprehensive, 2-step process requires cleaning before disinfecting.

### Clean

#### CLEANING REMOVES GERMS

- The act of removing visible dirt and debris from objects or surfaces
- Cleaning works by using soap/detergent with water to remove impurities from surfaces either manually or mechanically
- Cleaning does not kill germs, but by removing them, it lowers their numbers and risk of spreading infection

### Clean (Cont.)

#### CLEANING GUIDELINES AND TIPS

- Start by lightly dusting with a soft, grit-free cloth or chamois (no wiping)
- After dusting, dampen cloth or chamois with a solution of mild, non-abrasive liquid soap and water
- Wipe clean and dry with a soft, grit-free cloth, sponge or chamois
- Avoid using abrasive cleaners and steel wool to prevent scratching
- Test any cleaning method or agent in an inconspicuous area of the surface

### Disinfect

#### DISINFECTING KILLS GERMS

- This process comes after a surface is cleaned
- Disinfecting kills germs on objects or surfaces with the use of chemicals
- Most common disinfectants include one of the following active ingredients: Quaternary Ammonium (Quats), Sodium Hypochlorite (Bleach), Hydrogen Peroxide, or 70% Isopropyl Alcohol
- EPA-registered disinfectants List N: Disinfectants for Use Against SARS-CoV-2

#### DISINFECTING GUIDELINES AND TIPS

- Follow the disinfectant manufacturer's instructions when applying the agent
- Once finished, remove all disinfecting agents from the surface with water and a grit-free cloth, then dry
- If not properly removed, disinfectant residue could degrade product life and appearance

**Cleaning + Disinfecting efforts should be part of an organization's comprehensive systems-based approach to provide a safe and sustainable workspace.**

## CARE AND CLEANING

### Cleaning Our Hard Surfaces

Over 95% of the hard surfaces on our products can be cleaned/disinfected using any one of the four primary ingredients listed below.

- Bleach (Sodium Hypochlorite)
- Hydrogen Peroxide
- Quaternary Ammonium Compounds (Quats)
- 70% Isopropyl Alcohol

#### EXAMPLES OF HARD SURFACES THAT CAN BE DISINFECTED:

- Plastics (i.e. polyurethane and acrylic)
- Solid Surface
- Metals
- Painted Surfaces
- Laminate

#### EXCEPTIONS:

- Markerboard
- Veneer
- Wood Surfaces

### Clean + Disinfect

Cleaning and disinfecting are two distinct actions, and knowing the difference between the two can help promote safety in any space. This comprehensive, 2-step process requires cleaning before disinfecting.

### Cleaning Our Soft Surfaces

Our textiles and meshes offer a performance and cleaning story unmatched in the industry.

Our Carded Textile Program offers over 700 bleach-cleanable fabrics through our SitOnIt Seating private label and partnership textile program.

#### MESH:

- All of our mesh materials are bleach-cleanable. This determination is supported by 3rd-party results from completing AATCC 188 Colorfastness to Bleach testing where the subject material is submersed, and friction stirred in a diluted sodium hypochlorite solution.
- Cleaning of our mesh materials varies. Check out the [Mesh Spec + Care Guide](#) on our website for more information.

#### SEATING FABRICS:

- Soft surfaces on seating can vary widely from woven, knits and leather to coated textiles such as vinyl and polyurethane. Woven and knits tend to be more permeable than vinyl or polyurethane.
- Cleaning of our seating fabric materials varies. For a list of our textile spec + care guides, see the [Materials Downloads](#) on our website.
- For a list of bleach-cleanable materials, see our [Carded Library](#) and select "Bleach Cleanable" under performance.

#### SCREEN FABRICS:

- Cleaning of screen materials varies. For a list of our textile spec + care guides, see the [Materials Downloads](#) on our website.
- For a list of bleach-cleanable materials, see our [Carded Library](#) and select "Bleach Cleanable" under performance.

# COLOR PROGRAM

From plastic shell colors to mesh colors to custom match colors, SitOnIt Seating gives designers and specifiers lots of options. The table below shows the plastic color options available by collection. All plastic shell colors are available with a 2-day lead time for production.

## Plastics

	Anytime	Baja	Freelance	Ioniq	InFlex	Lumin	Mika	OnCall	Orbix	Relay	Qwiz	Rio	Rowdy	Sprout	Wit Side
Apple	—	SC24	—	—	—	SC24	—	—	SC24	—	—	SC24	SC24	—	—
Arctic	—	SC21	SC21	—	SC21	SC21	—	—	SC21	SC21	—	SC21	SC21	SC21	—
Black	SC1	SC1	SC1	SC1	SC1	SC1	SC1	SC1	SC1	SC1	SC1	SC1	SC1	SC1	SC1
Bisque	—	SC7	—	—	—	SC7	—	—	SC7	—	—	SC7	SC7	—	—
Chocolate	—	SC4	SC4	—	SC4	SC4	—	—	SC4	SC4	—	SC4	SC4	SC4	—
Fog	—	—	—	—	—	—	SC27	—	—	—	SC27	—	—	—	—
Lagoon	—	SC15	SC15	—	SC15	SC15	—	—	SC15	SC15	—	SC15	SC15	SC15	—
Latte	—	SC20	SC20	—	SC20	SC20	—	—	SC20	SC20	—	SC20	SC20	SC20	—
Lemon	—	SC25	—	—	—	SC25	—	—	SC25	—	—	SC25	SC25	—	—
Navy	SC5	SC5	SC5	—	SC5	SC5	—	SC5	SC5	SC5	—	SC5	SC5	SC5	SC5
Pacific	—	SC22	—	—	—	SC22	—	—	SC22	—	—	SC22	SC22	—	—
Red	—	SC19	SC19	—	SC19	SC19	—	—	SC19	SC19	—	SC19	SC19	SC19	—
Slate	SC8	SC8	SC8	—	SC8	SC8	—	SC8	SC8	SC8	—	SC8	SC8	SC8	SC8
Sterling	—	SC18	SC18	—	SC18	SC18	—	—	SC18	SC18	—	SC18	SC18	SC18	—
Tangerine	—	SC23	—	—	—	SC23	—	—	SC23	—	—	SC23	SC23	—	—
White	—	—	—	SC26	—	—	SC26	—	—	—	SC26	—	—	—	—



## Plastic

Color	Code	
Apple	SC24	
Arctic	SC21	
Black	SC1	
Bisque	SC7	
Chocolate	SC4	
Fog	SC27	

## Plastic (Cont.)

Color	Code	
Lagoon	SC15	
Latte	SC20	
Lemon	SC25	
Navy	SC5	
Pacific	SC22	

## Plastic (Cont.)

Color	Code	
Red	SC19	
Slate	SC8	
Sterling	SC18	
Tangerine	SC23	
White	SC26	

# COLOR PROGRAM

The following collections are available in the mesh color program: Amplify, Focus, Focus 2.0, Focus Side, Mavic, Movi, Novo, Qwiz, Torsa, Vectra, Wit and Wit Side. No minimum orders or additional costs apply.

## Mesh














	Amplify	Focus	Focus 2.0	Focus Side	Hexy	Mavic	Movi	Novo	Qwiz	Torsa	Vectra	Wit	Wit Side
<b>Solids</b>													
Apple	MC31	—	MC31	MC31	MC31	MC31	MC31	MC31	MC31	—	—	MC31	MC31
Aqua	MC30	—	—	MC30	—	—	MC30	MC30	MC30	—	—	MC30	MC30
Ash	—	—	MC45	—	—	—	—	—	—	—	—	—	—
Black	—	MC1	MC1	MC1	—	—	—	—	—	—	—	—	—
Charcoal	—	—	MC44	—	—	—	—	—	—	—	—	—	—
Desert	MC9	—	MC9	MC9	MC22	MC9	MC22	MC22	MC22	MC9	MC9	MC22	MC22
Dune	—	—	MC46	—	—	—	—	—	—	—	—	—	—
Electric Blue	MC24	—	MC13	MC24	MC24	MC13	MC24	MC24	MC24	—	—	MC24	MC24
Fire	MC10	—	MC10	MC10	MC25	MC10	MC25	MC25	MC25	MC10	—	MC25	MC25
Fog	MC7	—	MC7	MC7	MC23	MC7	MC23	MC23	MC23	MC7	—	MC23	MC23
Grape	—	—	—	—	—	—	MC26	MC26	MC26	—	—	MC26	MC26
Lemon	—	—	—	—	—	—	MC27	MC27	MC27	—	—	MC27	MC27
Midnight	—	—	MC43	—	—	—	—	—	—	—	—	—	—
Mist	—	—	—	—	—	—	—	—	—	—	MC41	—	—
Navy	MC8	—	MC8	MC8	MC8	MC8	—	—	—	MC8	MC8	—	—
Nickel	MC6	—	MC6	MC6	MC21	MC6	MC21	MC21	MC21	MC6	MC6	MC21	MC21
Ocean	—	—	MC29	—	MC29	MC29	MC29	MC29	MC29	—	—	MC29	MC29
Onyx	MC5	—	MC5	MC5	MC20	MC5	MC20	MC20	MC20	MC5	MC5	MC20	MC20
Platinum	—	—	—	—	—	—	—	—	—	—	MC42	—	—
Slate	—	MC2	MC2	MC2	—	—	—	—	—	—	—	—	—
Sand	—	MC3	MC3	MC3	—	—	—	—	—	—	—	—	—
Tangerine	MC28	—	MC28	MC28	MC28	MC28	MC28	MC28	MC28	—	—	MC28	MC28
<b>Stripes</b>													
Desert Stripe	—	—	—	—	—	—	—	—	—	MC16	—	—	—
Fog Stripe	—	—	—	—	—	—	—	—	—	MC15	—	—	—
Fog Woven Stripe	—	—	—	—	—	—	—	—	—	—	—	MC37	—
Freeway	—	MC33	MC33	MC33	—	—	—	—	—	—	—	—	—
Frost Woven Stripe	—	—	—	—	—	—	—	—	—	—	—	MC36	—
Impress	—	MC34	MC34	MC34	—	—	—	—	—	—	—	—	—
Nickel Woven Stripe	—	—	—	—	—	—	—	—	—	—	—	MC38	—
Onyx Stripe	—	—	—	—	—	—	—	—	—	MC14	—	—	—
Onyx Woven Stripe	—	—	—	—	—	—	—	—	—	—	—	MC35	—













# COLOR PROGRAM

C  
O  
K  
C  
0  
0  
2  
0  
5









## Mesh

Mesh Color	Code	
Solids		
Apple	MC31	
Aqua	MC30	
Ash	MC45	
Black	MC1	
Charcoal	MC44	
Desert	MC9/ MC22	
Dune	MC46	
Electric Blue	MC13/ MC24	
Focus 2.0 Electric Blue	MC13	
Fire	MC10/ MC25	
Fog	MC7/ MC23	
Grape	MC26	
Lemon	MC27	

## Mesh (Cont.)

Mesh Color	Code	
Solids		
Midnight	MC43	
Mist	MC41	
Navy	MC8	
Nickel	MC6/ MC21	
Ocean	MC5/ MC20	
Onyx	MC20	
Platinum	MC42	
Slate	MC2	
Sand	MC3	
Tangerine	MC28	

## Mesh (Cont.)

Mesh Color	Code	
Stripes		
Desert Stripe	MC16	
Fog Stripe	MC15	
Fog Woven Striped	MC37	
Freeway	MC33	
Frost Woven Stripe	MC36	
Impress	MC34	
Onyx Stripe	MC35	
Onyx Woven Striped	MC35	



# COLOR PROGRAM

C  
O  
K  
C  
0  
0  
2  
0  
5

The following collections are available in the laminate color program: Cameo, Nano, Ocala, Parallon, Paséa, Switchback, Tensor and Uni. No minimum orders or additional costs apply.

Laminates

	Aviera	Composium	Envoi	Gobi	Mezzanine	Visit Modular
Grade 1						
Amber Mahogany	FCW3	FCW3				FCW3
Clear Maple	FCW1	FCW1				FCW1
Columbian	—	—				—
Espresso	FCW4	FCW4				FCW4
Medium Cherry	FCW2	FCW2				FCW2
Skyline	—	—				—
Uptown	—	—				—

## COLOR PROGRAM

The following collections are available in the laminate color program: Cameo, Nano, Ocala, Parallon, Paséa, Switchback, Tensor and Uni. No minimum orders or additional costs apply.












### Laminates

	Cameo	Nano	Ocala	Parallon	Paséa	Switchback	Tensor	Uni
<b>Grade 1</b>								
Ankara Cherry	—	—	TL18	TL18	—	TL18	TL18	—
Black	—	—	TL19	TL19	—	TL19	TL19	—
Brazilian Walnut	—	—	TL20	TL20	—	TL20	TL20	—
Cabinet Maple	—	—	TL21	TL21	—	TL21	TL21	—
Driftwood	—	—	TL23	TL23	—	TL23	TL23	—
Folkstone Grey	—	—	TL24	TL24	—	TL24	TL24	—
Libretti	—	—	TL25	TL25	—	TL25	TL25	—
Queenston Oak	—	—	TL26	TL26	—	TL26	TL26	—
Sandalwood	—	—	TL27	TL27	—	TL27	TL27	—
Walnut Amati	—	—	TL28	TL28	—	TL28	TL28	—
White	—	—	TL29	TL29	—	TL29	TL29	—
<b>Grade 2</b>								
Classic Linen	TL17	TL17	TL17	TL17	TL17	TL17	TL17	—
Colombian Walnut	TL55	—	TL55	TL55	—	TL55	TL55	—
Crisp Linen	TL64	—	TL64	TL64	—	TL64	TL64	—
Designer White	TL66	—	TL66	TL66	—	TL66	TL66	—
Field Elm	TL13	TL13	TL13	TL13	TL13	TL13	TL13	TL13
Frosty White	TL16	TL16	TL16	TL16	TL16	TL16	TL16	TL16
Grey	TL62	—	TL62	TL62	—	TL62	TL62	—
Grey Elm	TL51	—	TL51	TL51	—	TL51	TL51	—
Kingswood Walnut	TL53	—	TL53	TL53	—	TL53	TL53	—
Manitoba	TL56	—	TL56	TL56	—	TL56	TL56	—
Neo Walnut	TL50	—	TL50	TL50	—	TL50	TL50	—
Platinum	TL61	—	TL61	TL61	—	TL61	TL61	—
Portico Teak	TL60	—	TL60	TL60	—	TL60	TL60	—
Skyline Walnut	TL15	TL15	TL15	TL15	TL15	TL15	TL15	TL15
Steel Mesh	TL59	—	TL59	TL59	—	TL59	TL59	—
Tuscan Walnut	TL57	—	TL57	TL57	—	TL57	TL57	—
Uptown Walnut	TL14	TL14	TL14	TL14	TL14	TL14	TL14	TL14










# COLOR PROGRAM

C  
O  
K  
C  
0  
0  
2  
0  
5






## Laminate

Color	Code	
Grade 1		
Ankara Cherry	TL18	
Black	TL19	
Brazilian Walnut	TL20	
Cabinet Maple	TL21	
Driftwood	TL23	
Folkstone Grey	TL24	
Libretti	TL25	
Queenston Oak	TL26	
Sandalwood	TL27	
Walnut Amati	TL28	
White	TL29	

## Laminate (Cont.)

Color	Code	
Grade 2		
Classic Linen	TL17	
Colombian Walnut	TL55	
Crisp Linen	TL64	
Designer White	TL66	
Field Elm	TL13	
Frosty White	TL16	
Grey	TL62	
Grey Elm	TL51	
Kingswood Walnut	TL53	
Manitoba Maple	TL56	
Neo Walnut	MC3	

## Laminate (Cont.)

Color	Code	
Grade 2		
Platinum	MC28	
Portico Teak	MC16	
Skyline Walnut	MC15	
Tuscan Walnut	MC37	
Uptown Walnut	MC33	

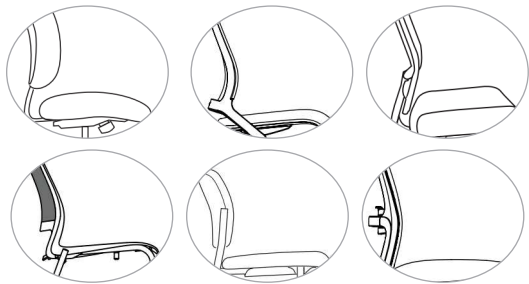
# ARM ADJUSTMENT GUIDE

C  
O  
K  
C  
0  
0  
2  
0  
5

SitOnIt Seating offers a wide variety of arm styles and adjustments to accommodate all types of users doing a wide variety of tasks. The general adjustments for each arm type are described below. See the website or the product hang tag for specifics.

## Armless

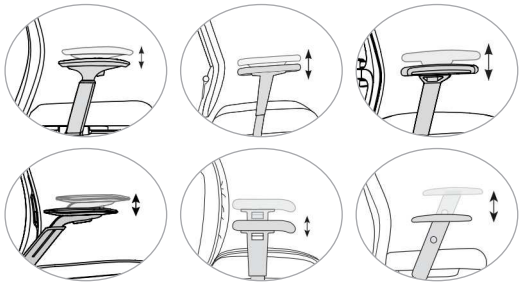
Any discussion of arm styles must begin with armless. Armless chairs and stools are less expensive and are easier to get in and out of. However, they do not provide ergonomic support for long-term sitting and task functions.



Most chairs and stools are available armless, but the selection may be limited to specific models. For instance, Freelance multipurpose chairs and stools can be specified armless, but not Freelance bariatric chairs.

## Height-Adjustable

This is the most basic adjustable arm. The arm adjusts up or down. Height-adjustable arms are best for basic task work.



### INSTRUCTIONS:

**Glove Active, Knack, Non-Stop Heavy Duty, ReAlign, TR2 and Vectra**

height sserp , thg ieh mra eht es a  
push down on the arm.

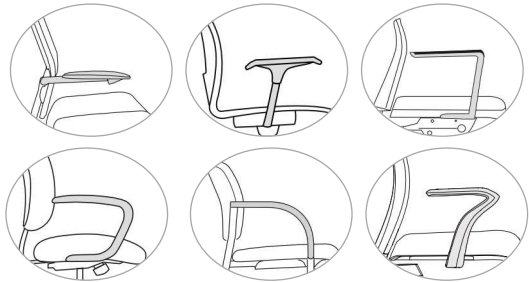
**Amplify, Focus, Focus 2.0, Vectra and Wit**

arm pad and pull the arm up.  
arm pad and push the arm down.

Height-adjustable arms are available for Amplify, Focus, Focus 2.0, Glove Active, Knack, Non-Stop Heavy Duty, Novo, ReAlign, TR2, Vectra and Wit.

## Fixed

As the name implies, fixed arms cannot be adjusted. Also known as loop arms, cantilever arms and other names, these arms are commonly found on side and multi-seating as well as basic task seating.



## ARM ADJUSTMENT GUIDE

### Height-/Width-Adjustable | Multi-Adjustable

Height-/width-adjustable arms are sometimes called multi-adjustable arms on certain products. The arm adjusts up and down and side to side. This provides more “elbow room” for larger people. Best for basic task work.



#### INSTRUCTIONS:

To adjust the arm height, press the button. To adjust the arm width, move the lever located under the seat to unlock the width adjustment. Move the arm to the desired width and pull up on the lever to lock the arm in place.

Height-/width-adjustable arms are available for Focus, Glove Active, Knack, Non-Stop Heavy Duty, ReAlign and TR2.

Multi-adjustable arms are available for Amplify, Focus 2.0, Novo, Torsa and Vectra.

### Height-/Width-Adjustable With Pivot | Multi-Adjustable (Height/Width) With Pivot

This arm adjusts up and down, side to side and 30° in or out.



#### INSTRUCTIONS:

To adjust the arm height, press the button.

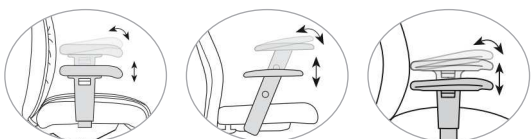
To adjust the arm width, move the lever located under the seat to unlock the width adjustment. Move the arm to the desired width and pull up on the lever to lock the arm in place.

To pivot the arm, grasp the arm pad and move it to one of the three positions. (Non-Stop Heavy Duty pivots 15-degrees).

Height-/width-adjustable arms with pivot are available for Glove Active, Non-Stop Heavy Duty, ReAlign and TR2.

### Height-Adjustable With Pivot

The arm adjusts up and down and 30-degrees in or out. The arms can be turned in to facilitate writing or keyboarding and turned out for other tasks.



#### INSTRUCTIONS:

To adjust the arm height, press the button. To pivot the arm, grasp the arm pad and move it to one of the three positions. 30-degrees out. To pivot the arm, grasp the arm pad and move it to one of the three positions.

Height-adjustable arms with pivot are available for Glove Active, ReAlign and TR2.

### Height-Adjustable Break-Away

The arm adjusts up or down and folds down 90-degrees. The folding arm allows for fast and easy ingress and egress and is also great for users with large key rings, tool belts or other personal gear.



#### INSTRUCTIONS:

To adjust the arm height, press the button.

To fold the arm, move the arm back. To return the arm to the original position, pull the arm up until it locks into place.

Height-adjustable break-away arms are available for Non-Stop Heavy Duty (stool only).

# ARM ADJUSTMENT GUIDE

## Multi-Adjustable (Height/Width) Articulating

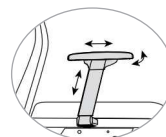
The articulating arm adjusts up and down and side to side while the arm pad pivots left and right.



*Non-Stop Heavy Duty offers a multi-adjustable articulating arm option.*

## Fully Adjustable (6-Way) With Pivot

The six fully adjustable arm adjustments are arm height (up/down), arm pad depth (forward/back) and pivot. This ergonomic arm is good for users engaged in a variety of task applications.

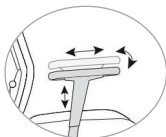


### INSTRUCTIONS:

to decrease the arm height, press the button.

## Fully Adjustable (6-Way)

The six fully adjustable arm adjustments are arm height (up/down), arm pad depth (forward/back) and arm pad side to side (in/out). This ergonomic arm is good for users engaged in a variety of task applications.



### INSTRUCTIONS:

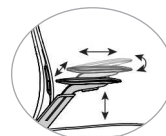
to decrease the arm height, press the button.

to decrease the arm height, press the button.

*Fully adjustable (6-way) arms with arm pad depth adjustment are available exclusively on Focus.*

## Fully Adjustable (8-Way)

The 8-way fully adjustable arms go up/down for height adjustment while the arm pads go forward/back, in/out and pivot in/out for robust support. This all-encompassing arm style makes a perfect fit for today's workplace where broader work applications such as use of smartphones, tablets and other tech accessories are becoming the norm (and require complete forearm support). Pivoting of the arm pads also means that even the most petite of users can adjust accordingly for a more suitable fit.



### INSTRUCTIONS:

to decrease the arm height, press the button.

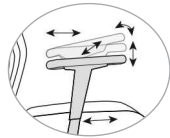
Height: The arm goes up or down for height adjustment.  
the arm width adjustment where the entire arm moves.  
work application postures.

*Fully adjustable (8-way) arms are available on Focus 2.0 and Vectra.*

# ARM ADJUSTMENT GUIDE

## Fully Multi-Adjustable (10-Way)

The 10-way arm adjustments are arm height, arm width, arm pad depth, arm pad side to side and pivot. This is an excellent ergonomic task chair for executives or workers.



### INSTRUCTIONS:

To adjust arm height, press the button. To adjust arm width, move the lever located under the seat to unlock the width adjustment. Move the arm to the desired width and pull up on the lever to lock the arm in place. To adjust arm pad depth, move the lever located under the seat to unlock the depth adjustment. Move the arm pad to the desired depth and pull up on the lever to lock the arm pad in place. To adjust arm pad side to side, move the lever located under the seat to unlock the side-to-side adjustment. Move the arm pad to the desired side-to-side position and pull up on the lever to lock the arm pad in place. To pivot the arm, grasp the arm pad and move it to one of the three positions.

Fully multi-adjustable (10-way) arms available exclusively on Focus.

C  
O  
K  
C  
0  
0  
2  
0  
5

## MECHANISM FUNCTION GUIDE

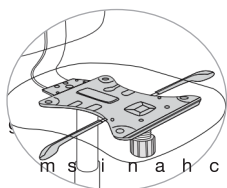
SitOnIt Seating offers a wide range of function levels on our seating products. The descriptions and illustrations below are designed to introduce you to these mechanical functions and their primary advantages.

## Standard Synchro (F)

Use for a variety of task environments. This 1.5:1 ratio synchro offers simple features for the budget-conscious buyer.

### FEATURES

- Gas cylinder seat height adjustment
- Recline movement



Standard synchro mechanism available on Hexy, Knack, Novo and Vectra.

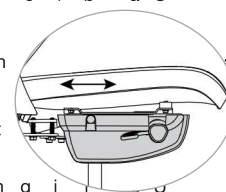
## Enhanced Synchro with Seat-Depth Adjustment (Y/E3)

Ideal for a variety of task positions and extended hours of usage.

This 2:1 ratio synchro offers smooth and easy-to-operate adjustments combined with maximum user comfort while ensuring correct posture and support. Allows for a full range of movement.

### FEATURES

- Swivels 360-degrees



Enhanced Synchro with Seat Depth Adjustment is available on Amplify, Focus, Focus 2.0, Prava, Torsa and Vectra.

Internal back height adjustment not available on Focus and Prava.

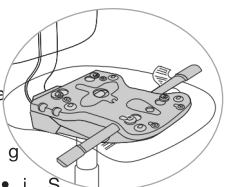
Comfort Drive is available exclusively on Torsa.

## Enhanced Synchro (Y)

Use for a variety of task positions and extended hours of usage. This 2:1 ratio synchro offers smooth and easy-to-operate adjustments combined with maximum user comfort while ensuring correct posture and support. Allows for a full range of movement.

### FEATURES

- Gas cylinder seat-height adjustment
- Recline movement



Internal back height adjustment not available on Focus and Prava.

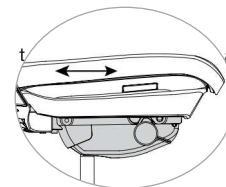
Enhanced Synchro mechanism is available on Amplify, Focus, Focus 2.0, Novo, Active, W Knack, Prava, ReAlign, Sona, TR2 and Vectra.

## Advanced Synchro with Seat-Depth Adjustment (L/E3)

Use for today's variety of task positions and usages. Discover easy, intuitive adjustments with easy-to-reach, rapid-adjust controls for ongoing ergonomic support/comfort.

clicks; experience tightest to loosest tension in fewer than two turns

clicks; enables tilt-limitation and continuous support in five positions up to 19°



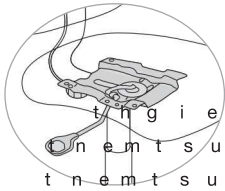
Advanced synchro mechanism available exclusively on Vectra.



# MECHANISM FUNCTION GUIDE

## Basic (Swivel Only) (B)

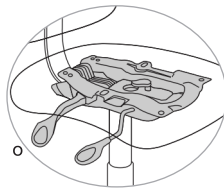
Use for short periods of time. Our most basic control has simple adjustments and works for casual meetings.



Basic mechanism is available on Anytime, Focus, InFlex, Non-Stop, Novo, OnCall, ReAlign, Relay, TR2 and Wit.

## Posture Back (P)

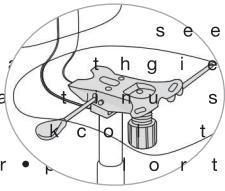
Ideal for shared workstations. Perfect for limited task applications. Independent back articulation ideal for extended stool models.



The posture back mechanism is available only on TR2.

## Swivel-Tilt (T)

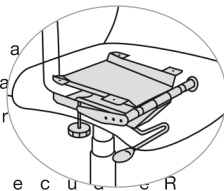
Use for a variety of tasks and conferencing. Lean back and relax, or lock in the upright position and task with solid support.



Swivel-tilt mechanism available on Knack, ReAlign and Sona. Swivel tilt mechanism is available on Focus, Focus 2.0, Glove Active, Glove Executive, Knack, Mavic, Non-Stop Heavy Duty, Novo, OnCall, Prava, ReAlign, Relay, Sona and TR2.

## Dual Torsion – Heavy Duty (DT)

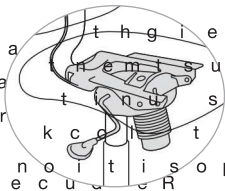
Use for a variety of tasks and conferencing. Synchronized double-action rise allows full back recline for leg comfort and minimal front rise.



Dual torsion heavy duty mechanism available only on Non-Stop Heavy Duty.

## Knee Tilt (K)

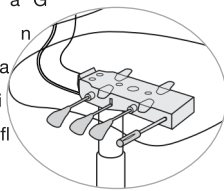
Use for executive and managerial positions. The best of traditional tilt performance with a simple locking function. Allows for a full range of movement.



Knee-tilt is available on Focus, Glove Executive, Prava, ReAlign, Sona and TR2.

## Multi-Function (M)

Use for a variety of task positions and extended hours of usage. This control allows for an infinite range of movement and adjusts to a 5-degrees forward tilt.



Non-Stop Heavy Duty models have a manual back height adjustment. Multi-function mechanism available on Glove Active, Knack, ReAlign and TR2.

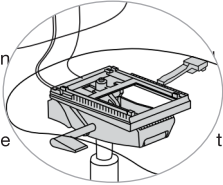
# MECHANISM FUNCTION GUIDE

C  
O  
K  
C  
0  
0  
2  
0  
5

## Weight-Activated (WA)

Let's replace it with: This control includes a weight-activated back recline tension control and a tilt-limiter function

n e m t s u j d a - t h g i • e H  
e m t s u j d a h t p e d t a • e S  
f i : e d i r r e v o n o i s n c • e R  
more or less tension than the one set by  
the mechanism automatically  
e h t r a f w o h s t e s r e t l • i T  
be reclined



### INSTRUCTIONS:

t i m i l t l i t e h T : r e d i n t o t h e w e i g h t - a c t i v a t e d t i l t l i m i t e n i l c • e R  
control. Pull the paddle all the way out to lock the chair to a fully upright  
position. The three grooves in the handle correspond to three tilt ranges.  
Push the paddle in and the mechanism will subtly click into the groove  
when adjusted, locking in the range.  
o r t n o c e h t l l u P : e r u t a e f e d i r r e v o n o i s n e t e n i l c • e R  
position and turn to your right (clockwise from seated position) to  
increase the amount of tension. The mechanism has a total range of  
18 half-turns. The default setting is five half-turns, which is perfect for  
shared collaborative applications. For longer task applications, try three  
more halfturns to the right.  
t n o c e l g n i s e h t , d r a w r o f g n i c a F : t n e m t s u j d a - t h g i • e H  
the seat on the right. Pull up on the paddle to adjust. Stand slightly to  
raise the seat. Sit to lower the seat.  
e l e h t n o b a t e h t e t a c o l , d e t a e s e l i h W : r e d i l s t a • e S  
Pull lever out to adjust the seat position. Slide seat forward or back to  
desired setting.

Weight-Activated mechanism available on Mavic.

## EXECUTIVE AND CONFERENCE CHAIR OPTIONS

		GLOVE ACTIVE	GLOVE EXECUTIVE	HEXY	PRAVA	SONA	TR2 EXECUTIVE
BACK OPTIONS	Midback						
	Highback						
	Ballistic Nylon Back						
	Mesh Back						
	Plastic Back						
	Knit Back						
	Upholstered Back						
	Headrest						
	Pull Bar						
HD	Heavy Duty (350 lb)						
SEAT OPTIONS	+1" Seat Foam						
	Upholstered Seat						
MECH + SEAT ADJ	Enhanced Synchro						
	Multi-Function						
	Posture Back						
MECH	Enhanced Synchro						
	Basic						
	Swivel-Tilt						
	Knee-Tilt						
	Multi-Function						
	Posture Back						
FRAME	Black						
	Fog						
	White						

		GLOVE ACTIVE	GLOVE EXECUTIVE	HEXY	PRAVA	SONA	TR2 EXECUTIVE
FIXED ARMS	Armless						
	Fixed						
	Fixed Loop						
ARM ADJUSTMENT OPTIONS	Height						
	Height With Pivot						
	Multi (4-Way)						
	Multi (4-Way) With Pivot						
	Fully (6-Way)						
BASE OPTIONS	Black Nylon						
	Fog Nylon						
	Silver Metallic						
	White Nylon						
	Brushed Aluminum						
	Polished Aluminum						
	Higher Cylinder						

C  
O  
K  
C  
0  
0  
2  
0  
5

## TASK CHAIR OPTIONS

C  
O  
K  
C  
0  
0  
2  
0  
5

		AMPLIFY	ANYTIME	FOCUS	FOCUS 2.0	HEXY	INFLEX	IONIQ	KNACK	LUMIN	MAVIC	MOVI	NON-STOP	NOVO	ONCALL	ORBIX	REALIGN	RELAY	RIO	TORSA	TR2	VECTRA	WIT
BACK OPTIONS	Midback																						
	Highback																						
	Ballistic Nylon Back																						
	Mesh Back																						
	Plastic Back																						
	Thintex Back																						
	Upholstered Back																						
	Adjustable Lumbar																						
HD SERIES	Heavy Duty (350 lb)																						
	Large and Tall (400 lb)																						
	Extra Large (500 lb)																						
SEAT OPTIONS	+1" Seat Foam																						
	Large Seat Cushion																						
	Plastic Seat																						
	Upholstered Seat																						
MECH + SEAT-DEPTH ADJUSTMENT	Advanced Synchro																						
	Enhanced Synchro																						
	Standard Synchro																						
	Multi-Function																						
	Posture Back																						
MECH NO SEAT ADJUSTMENT	Enhanced Synchro																						
	Standard Synchro																						
	Basic																						
	Swivel-Tilt																						
	Knee-Tilt																						
	Multi-Function																						
	Posture Back																						

## TASK CHAIR OPTIONS (CONT.)

		AMPLIFY	ANYTIME	FOCUS	FOCUS 2.0	HEXY	INFLEX	IONIQ	KNACK	LUMIN	MAVIC	MOVI	NON-STOP	NOVO	ONCALL	ORBIX	REALIGN	RELAY	RIO	TORSA	TR2	VECTRA	WIT
FRAME OPTIONS	Accent Color																						
	Black																						
	Fog																						
	Graphite																						
	Silver																						
	White																						
FIXED ARM OPTIONS	Armless																						
	Fixed																						
	Fixed Loop																						
ARM ADJUSTMENT OPTIONS	Height																						
	Height With Pivot																						
	Multi (4-Way)																						
	Multi (4-Way) With Pivot																						
	Fully (6-Way)																						
	Fully (8-Way)																						
	Fully Multi (10-Way)																						
BASE OPTIONS	Black Nylon																						
	Fog Nylon																						
	Graphite Nylon																						
	Silver Nylon																						
	White Nylon																						
	Black Aluminum																						
	Brushed Aluminum																						
	Polished Aluminum																						
	Lower Cylinder																						
	Higher Cylinder																						

C  
O  
K  
C  
0  
0  
2  
0  
5

## TASK STOOL OPTIONS

		AMPLIFY	ANYTIME	FOCUS	FOCUS 2.0	HEXY	INFLEX	KNACK	LUMIN	MOVI	NON-STOP	NOVO	ONCALL	ORBIX	REALIGN	RELAY	RIO	TR2	WIT
BACK OPTIONS	Midback																		
	Highback																		
	Ballistic Nylon Back																		
	Mesh Back																		
	Plastic Back																		
	Thintex Back																		
	Upholstered Back																		
	Adjustable Lumbar																		
HD	Heavy Duty (350 lb)																		
SEAT OPTIONS	+1" Seat Foam																		
	Plastic Seat																		
	Upholstered Seat																		
MECH	Basic																		
	Posture Back																		
FRAME OPTIONS	Black																		
	Fog																		
	Silver																		
	White																		
	Accent Color																		
FIXED ARM OPTIONS	Armless																		
	Fixed																		
	Fixed Loop																		
ARM ADJUSTMENT OPTIONS	Height																		
	Height With Pivot																		
	Multi (4-Way)																		
	Multi (4-Way) With Pivot																		
	Fully (6-Way)																		
	Fully Multi (10-Way)																		

C  
O  
K  
C  
0  
0  
2  
0  
5

TASK STOOL OPTIONS (CONT.)

		AMPLIFY	ANYTIME	FOCUS	FOCUS 2.0	HEXY	INFLEX	KNACK	LUMIN	MOVI	NON-STOP	NOVO	ONCALL	ORBIX	REALIGN	RELAY	RIO	TR2	WIT
BACK OPTIONS	Black Nylon																		
	Fog Nylon																		
	White Nylon																		
	Brushed Aluminum																		
	Polished Aluminum																		
	Stool Kit																		
	Extended Stool Kit																		

C  
O  
K  
C  
0  
0  
2  
0  
5

# MULTIPURPOSE CHAIR OPTIONS

		ACHIEVE	ANYTIME	BAJA	CORA	FOCUS SIDE	FREELANCE	FREELANCE BARIATRIC	INFLEX	IONIQ GUEST	IONIQ SIDE	LUMIN	MIKA	MOVI	ONCALL	ORBIX	QWIZ	RELAY	RIO	ROWDY	SPROUT	WIT SIDE
BACK OPTIONS	Ballistic Nylon Back																					
	Mesh Back																					
	Plastic Back																					
	Upholstered Back																					
	Wood Back																					
SEAT OPTIONS	Plastic Seat																					
	Upholstered Seat																					
	+1" Seat Foam																					
HD SERIES	Heavy Duty (350 lb)																					
	Bariatric (500 lb)																					
	Bariatric (600 lb)																					
	Bariatric (750 lb)																					
	Bariatric (1000 lb)																					
FRAME OPTIONS	4-Leg																					
	4-Star																					
	Wire Rod/Sled																					
	Nester																					
	Bisque																					
	Black																					
	Chrome																					
	Fog																					
	Polished Aluminum																					
	Silver																					
	White																					
OTHER OPTIONS	Book Rack																					
	Ganging Bracket																					
	Stacking Cart																					
ARM OPTIONS	Armless																					
	Fixed																					
	Fixed Loop																					
	Tablet Arm																					

C  
O  
K  
C  
0  
0  
2  
0  
5



# MULTIPURPOSE STOOL OPTIONS

		ANYTIME	BAJA	FOCUS SIDE	FREELANCE	INFLEX	KICKSTAND	LUMIN	MIKA	ONCALL	ORBIX	RIO
BACK OPTIONS	Ballistic Nylon Back											
	Mesh Back											
	Plastic Back											
	Upholstered Back											
	Wood Back											
SEAT OPTIONS	Plastic Seat											
	Upholstered Seat											
	+1" Seat Foam											
FRAME OPTIONS	Bar Stool											
	Counter Stool											
	4-Leg											
	Wire Rod/Sled											
	Black											
	Chrome											
	Fog											
	Polished Aluminum											
	Silver											
ARM OPTIONS	Armless											
	Fixed											
	Fixed Loop											

C  
O  
K  
C  
0  
0  
2  
0  
5

## PRODUCT CODE INDEX

Code	Product
CAM SN1 FS8	Cameo Single Seat With Dual Arms
CAM SN1 FS10	Cameo Single Seat With Right Arm
CAM SN1 FS12	Cameo Single Seat With Left Arm
CAM SN1 FS17	Cameo Single Seat Bench
CAM SN2 FS8	Cameo 2-Seater With Dual Arms
CAM SN2 FS10	Cameo 2-Seater With Right Arm
CAM SN2 FS12	Cameo 2-Seater With Left Arm
CAM SN2 FS17	Cameo 2-Seater Bench
CAM SN3 FS8	Cameo 3-Seater With Dual Arms
CAM SN3 FS10	Cameo 3-Seater With Right Arm
CAM SN3 FS12	Cameo 3-Seater With Left Arm
CAM SN3 FS17	Cameo 3-Seater Bench
CAMT TTL1	Cameo Inline Table
CAMT TTL4	Cameo Corner Table
CAMT TT8	Cameo Square Coffee Table
CAMT TT9	Cameo Rectangular Coffee Table
CP AS1 SN1	Composium Sharp Club Chair
CP AS1 SN2	Composium Sharp Settee
CP AS1 SN3	Composium Sharp Sofa
CP AS2 SN1	Composium Flair Club Chair
CP AS2 SN2	Composium Flair Settee
CP AS2 SN3	Composium Flair Sofa
CP AS3 SN1	Composium Curve Club Chair
CP AS3 SN2	Composium Curve Settee
CP AS3 SN3	Composium Curve Sofa
CP FS1	Composium Ottoman
CP FS2 SN1	Composium 1-Seat Bench
CP FS2 SN2	Composium 2-Seat Bench
CP FS2 SN3	Composium 3-Seat Bench
ENV BH4	Envoi Midback Lounge Chair
ENV BH5	Envoi Highback Lounge Chair
GBI BH4	Gobi Midback Lounge Chair
MCM TT1	Mezzanine End Table
MCM TT2	Mezzanine Coffee Table
MCM TT3	Mezzanine Corner Table
MCM TT4	Mezzanine Oval Occasional Table
MCM TT5	Mezzanine Rectangular Occasional Table
MCM TT6	Mezzanine Round Occasional Table
MCM TT8	Mezzanine Square Occasional Table
NNO FS13	Nano Triangle
NNO FS14	Nano Diamond
NNO FS15	Nano Trapezoid
NNO FS16	Nano Boomerang
PAS FS1 OS1	Paséa Mini Round Ottoman
PAS FS1 OS2	Paséa Large Round Ottoman

Code	Product
PAS FS1 OS3	Paséa Mini Square Ottoman
PAS FS1 OS4	Paséa Large Square Ottoman
PAS FS2 BNS1	Paséa Single Bench
PAS FS2 BNS2	Paséa 1.5 Bench
PAS FS2 BNS3	Paséa Right-Angled End Bench
PAS FS2 BNS4	Paséa Left-Angled End Bench
PAS FS2 BNS5	Paséa 90-Degree Corner Bench
PAS FS2 BNS5	Paséa 120-Degree Bench
PAS FS17 SS1	Paséa Single Seat
PAS FS17 SS2	Paséa 1.5 Seat
PAS FS17 SS5	Paséa 90-Degree Corner Seat
PAS FS17 SS3	Paséa 120-Degree Inner Seat
PAS FS17 SS4	Paséa 120-Degree Outer Seat
PAS FS18 BNS1	Paséa 27" × 27" Table
PAS FS18 BNS5	Paséa 90-Degree Corner Table
PAS FS18 BNS7	Paséa 13" × 27" Table
VRG SN2	Aviera Pre-Configured 2-Seat
VRG SN3	Aviera Pre-Configured 3-Seat
VRG	Aviera Guest and Bariatric Seating
VRG FS3	Aviera Hip Chair
VRG SN2	Aviera Freespan 2-Seat
VRG SN3	Aviera Freespan 3-Seat
VRL TTL1	Aviera Center Linking Table
VRL TTL3	Aviera End Linking Table
VRL TTL4	Aviera Round 90-Degree Linking Table
VRL TTL5	Aviera Square 90-Degree Linking Table
VRM FS4	Aviera Tandem Seating: Start
VRM FS5	Aviera Tandem Seating: Center
VRM FS6	Aviera Tandem Seating: End
VRP	Aviera Patient Seating
VS	Visit Modular Armless Club Chair
VS FS1	Visit Modular Ottoman
VS FS8	Visit Modular Club Chair With Arms
VS FS10	Visit Modular Club Chair With Right Arm Only
VS FS12	Visit Modular Club Chair With Left Arm Only
40	TR2 Task Chair
40E	TR2 Executive Chair
40 S1/S2	TR2 Task Stool
90	OnCall Wire Rod Chair
90 S2	OnCall Wire Rod Bar Stool
90T	OnCall Light Task Chair
90T S1/S2	OnCall Light Task Stool
91	Achieve Multipurpose Chair
92	Rowdy Wire Rod Chair
93	Anytime Multipurpose Chair

## PRODUCT CODE INDEX

Code	Product
93 S2	Anytime Multipurpose Bar Stool
93T	Anytime Light Task Chair
93T S1/S2	Anytime Light Task Stools
94F	Relay Nester Chair
94T	Relay Light Task Chair
94T S1/S2	Relay Light Task Stool
671	Non-Stop Heavy Duty Task Stool
673	Non-Stop Heavy Duty Task Chair
681	ReAlign Midback Task Chair
682	ReAlign Highback Task Chair
971/974	Inflex Multipurpose Chair
971 S2	Inflex Multipurpose Bar Stool
971 S9	Inflex Multipurpose Counter Stool
973B	Inflex Light Task Chair
973B S1/S2	Inflex Light Task Stool
1011 FT1	Lumin 4-Leg Multipurpose Chair
1011 FT1 S2	Lumin Multipurpose Bar Stool
1011 FT1 S9	Lumin Multipurpose Counter Stool
1011 FT2	Lumin Wire Rod Multipurpose Chair
1012 FT3	Lumin Light Task Chair
1012 FT3 S21/S22	Lumin Light Task Stool
1051 FT1	Rio 4-Leg Multipurpose Chair
1051 FT1 S2	Rio Multipurpose Bar Stool
1051 FT1 S9	Rio Multipurpose Counter Stool
1051 FT2	Rio Wire Rod Multipurpose Chair
1052 FT3	Rio Light Task Chair
1052 FT3 S21/S22	Rio Light Task Stool
1152 FT5	Ioniq Guest Chair
1073	Vectra Highback Task Chair
1033 BK1	Novo Mesh Midback Task Chair
1033 BK2	Novo Mesh Highback Task Chair
1033 BK1 S1/S2	Novo Mesh Midback Task Stool
1061 FT4 MB	Movi Meshback Nester Chair
1062 FT3 MB	Movi Mesh Light Task Chair
1062 FT3 MB S21/S22	Movi Mesh Light Task Stool
1101 FT1	Mika 4-Leg Multipurpose Chair
1101 FT2	Mika Wire Rod Multipurpose Chair
1101 FT2 S2	Mika Wire Rod Bar Stool
1101 FT2 S9	Mika Wire Rod Counter Stool
1141 FT4	Qwiz Nester Chair
1113	Mavix Collaborative Chair
1123 BK1 MB	Focus 2.0 Mesh Midback Task Chair
1123 BK2 MB	Focus 2.0 Mesh Highback Task Chair
1123 BK1 MB S1/S2	Focus 2.0 Mesh Midback Task Stool
1131 FT2	Orbix Wire Rod Chair

Code	Product
1131 FT2 S2	Orbix Wire Rod Bar Stool
1132 FT3 CH1	Orbix Light Task Chair
1132 FT3 CH1 S21/S22	Orbix Light Task Stool
1152 FT1	Ioniq Side Chair
1152 FT3	Ioniq Collaborative Chair
1167	Kickstand Sit-to-Stand Stool
1171 FT1	Baja 4-Leg Multipurpose Chair
1171 FT2	Baja Multipurpose Wire Rod Chair
1171 FT2 S2	Baja 30" Wire Rod Bar Stool
1181	Sprout Wire Rod Multipurpose Chair
1191 SW19	Cora Multipurpose Guest Chair
1191 SW26	Cora Midsize Guest Chair
1191 SW30	Cora Bariatric Chair
1191 SW19 S2	Cora Bar Stool
1191 SW19 S4	Cora Easy Access Hip Chair
1191 SW19 S9	Cora Counter Stool
1203 BK1	Hexy Mesh Midback Task Chair
1203 BK2	Hexy Mesh Highback Task Chair
1203 BK1 S1/S2	Hexy Mesh Midback Task Stools
2221 FT1 MB	Wit Mesh Side Chair
2221 FT1 TXB	Wit Thintex Side Chair
2222 B1	Wit Mesh Midback Task Chair
2222 B1 S1/S2	Wit Mesh Midback Task Stool
2222 B9	Wit Thintex Midback Task Chair
2222 B9 S1/S2	Wit Thintex Midback Task Stool
2223 B1	Wit Mesh Highback Task Chair
2223 B9	Wit Thintex Highback Task Chair
2722 B1	Amplify Mesh Midback Task Chair
2722 B1 S1/S2	Amplify Mesh Midback Task Stool
2723 B1	Amplify Mesh Highback Task Chair
2723 B3	Amplify Upholstered Highback Task Chair
3021/3022	Prise Fixed Benching
3061/3062	Ocala Fliptop Table
3090 DT101	Sector Worksurface Screen
3090 DT301	Doodle Worksurface Screen
3090 DT701	Motif Fabric Worksurface Screen
3092 DT701	Motif Fabric Mobile + Freestanding Screen
3092 DT101	Sector Acrylic Mobile + Freestanding Screen
3093 DT101	Frosted Acrylic Modesty Screen
3093 DT501	Laminate Modesty Screen
3096 CRSC	Sector Acrylic Round Café Screen
3096 CSSC	Sector Acrylic Square Café Screen
3096 TFSC	Sector Acrylic Tri-Fold Screen
3096 TRSC	Sector Acrylic Transaction Screen
3101 MAT01	King Cobra Light Duty Single Screen Arm

## PRODUCT CODE INDEX

Code	Product
3101 MAT02	King Cobra Heavy Duty Single Screen Arm
3101 MAT03	King Cobra Heavy Duty Dual Array
3101 MAT03	King Cobra Heavy Duty Dual Screen High Splitter
3111 MAT06	Unity G2 Single Screen Arm
3111 MAT07	Unity G2 Dual Screen Arm
3120	Hightide Sit-to-Stand
3130 PCC/PCU	Current Power Module
3130 PTC	EON Power Module
3140	Rhythm Lighting
3150	Mobile Pedestal
3151	Keyboard Tray
3152	Cable Caddy Wire Management
3153	Anti-Fatigue Mat
3154	Laptop Tray
3155	Pencil Storage
3156 CPUS1	CPU Storage Band
3156 CPUS3	CPU Under Desk/Wall Mount
3161/3162 TBT6	Switchback 2-Stage 2-Leg T-Leg HAT
3161/3162 TBT7	Switchback 3-Stage 2-Leg T-Leg HAT
3161/3162 TBT6C	Switchback 2-Stage 2-Leg C-Leg HAT
3161/3162 TBT7C	Switchback 3-Stage 2-Leg C-Leg HAT
3161/3162 TBT8C	Switchback 3-Stage 3-Leg C-Leg HAT
3210 MAT30	Mobio Single Pole Monitor Arm
3210 MAT31	Mobio Dual Pole Monitor Arm
3210 MAT32	Mobio Triple Pole Monitor Arm
3210 MAT33	Mobio Single Desk Monitor Arm
3210 MAT34	Mobio Dual Desk Monitor Arm
3210 MAT35	Mobio Heavy Duty Single Desk Monitor Arm
3210 MAT36	Mobio Heavy Duty Dual Desk Monitor Arm
3210 MAT37	Mobio Heavy Duty Dual Array Monitor Arm
3231/3232	Tensor Tables
3242	eBeam
3260	Uni Laptop Table
3271 TBT2	Parallon T-Leg Flip-Top Table
3271 TBT3	Parallon T-Leg Fixed Top Table
3271 TBT3C	Parallon C-Leg Fixed Top Table
3271 TBT4	Parallon X-Base Table
3271 TBT15	Parallon Disc-Base Table
3271 TBT16	Parallon Dual Disc-Base Table
3291/3292	HiQ HA Benching
3323	Knack Upholstered Midback Task Chair
3323 S1/S2	Knack Upholstered Midback Task Stool
5213/5213/5214/5214	Freelance Multipurpose Chair
5214 S2	Freelance Multipurpose Bar Stool
5214 S9	Freelance Multipurpose Counter Stool

Code	Product
5314	Freelance Multipurpose Counter Stool
5414	Freelance 30" Bariatric Chair
5414	Freelance 42" Bariatric Chair
5622 B1	Focus Mesh Midback Task Chair
5623 B1	Focus Mesh Highback Task Chair
5622 B1 S1/S2	Focus Mesh Midback Task Stool
5623 B1 S1/S2	Focus Mesh Highback Task Stool
5622 B4	Focus Upholstered Midback Task Chair
5622 B4 S1/S2	Focus Upholstered Midback Task Stool
5623 B4	Focus Upholstered Highback Task Chair
5623 B4 S1/S2	Focus Upholstered Highback Task Stool
5641/5642/5651/5652	Focus Side Multipurpose Chair (Black/Silver)
5651/5652 S2	Focus Side Multipurpose Bar Stool
5651/5652 S9	Focus Side Multipurpose Counter Stool
5723 B7	Sona Knit Conference Chair
5723 B8	Sona Upholstered Conference Chair
6023	Torsa Mesh Task Chair
6422	Prava Midback Conference Chair
6423	Prava Highback Conference Chair
7531	Glove Active Midback Conference Chair
7532	Glove Active Midback Conference Chair
7541	Glove Executive Midback Conference Chair
7542	Glove Executive Midback Conference Chair

C  
O  
K  
C  
0  
0  
2  
0  
5

**Southwestern Group of Companies**

Item: **Furniture for City Facilities:Furniture for City Facilities:Furniture for City Facilities:Furniture for City Facilities:Furniture for City Facilities:Furniture for City Facilities:Other Brands**

**Attachments**

Allseating\_2024\_interactive\_price\_list\_jan2.pdf

ATTUNE  
REQUISITE  
YOU  
PRATA  
MANTRA  
L1  
LEVO  
TUCK  
RAINBOW  
RUHE  
JIF  
ENTAIL  
RES  
CHIROFORM  
DOVE  
INERTIA  
AYLES  
ZIP  
EIGHTY TWO  
FOSTER  
PRESTO  
INNATE  
ASTUTE  
EXCHANGE

allseating



C  
O  
K  
C  
0  
0  
2  
0  
5

Price List  
2024

[Effective January 2, 2024]

# TABLE OF CONTENTS

## CHECK IT OUT THIS PDF IS INTERACTIVE!

Simply click on a page number below  
or the right hand margin to be  
automatically taken to that page.  
You can return to this page by clicking  
on the "BACK TO TOP" button located  
in the top corner of each page.

GENERAL INFO	3	FOSTER® GUEST PLUS TANDEM ADD ON UNIT	81	RÜHE® LOUNGE DOUBLE	146
QUICK SHIP	5	FOSTER® GUEST PLUS TANDEM END UNIT	82	RÜHE® LOUNGE TRIPLE	147
ONLINE SPECIFICATION	6	FOSTER® LOUNGE SINGLE	83	RÜHE® SIDE TABLE	148
GPO & GSA	7	FOSTER® LOUNGE DOUBLE	84	RÜHE® COFFEE TABLE	149
CONTROL CHOICES	8	FOSTER® LOUNGE TRIPLE	85	RÜHE® END TABLE	150
ARM ADJUSTMENT CHOICES	16	FOSTER® BENCH SINGLE	86	RÜHE® MID TABLES	151
CUSTOMER'S OWN MATERIAL (COM)/(COL)	18	FOSTER® BENCH DOUBLE	87	RÜHE® 90 DEGREE TABLE	152
HOW TO ORDER	20	FOSTER® BENCH DOUBLE WITH TABLE	88	THERAPOD™ THERAPIST HIGHBACK	153
MESH HARMONIZATION CHART	22	FOSTER® BENCH LITE	89	THERAPOD™ THERAPIST EXTRA HIGHBACK	154
ALLSEATING PILLOWS	23	FOSTER® SIDE TABLE	90	TUCK® STACKER	155
ASTUTE® FULLY UPHOLSTERED	24	FOSTER® COFFEE TABLE	91	TUCK® MESHBACK STACKER	156
ASTUTE® FULLY UPHOLSTERED STOOL	25	FOSTER® END TABLE LEFT/RIGHT	92	TUCK® FULLY UPHOLSTERED	157
ASTUTE® PLUS FULLY UPHOLSTERED	26	FOSTER® IN-LINE TABLE	93	TUCK® STOOL	158
ASTUTE® GUEST WOOD	27	FOSTER® 90 DEGREE TABLE	94	TUCK® MESHBACK STOOL	159
ASTUTE® STOOL WOOD	28	FOSTER® 45 DEGREE TABLE	95	TUCK® STOOL FULLY UPHOLSTERED	160
ATTUNE™	29	FOSTER® 120 DEGREE TABLE	96	TUCK® COLLABORATIVE	161
AYLES™ GUEST	30	FOSTER® SLEEP CHAIR	97	TUCK® MESHBACK COLLABORATIVE	162
AYLES™ OTTOMAN	31	FOSTER® RECLINER	98	TUCK® UPHOLSTERED COLLABORATIVE	163
CHIROFORM™ ULTRA MIDBACK	32	FOSTER® PATIENT RECLINER	99	TUCK® COLLABORATIVE STOOL	164
CHIROFORM™ ULTRA HIGHBACK	33	INERTIA® MESH MIDBACK	100	TUCK® MESHBACK COLLABORATIVE STOOL	165
CHIROFORM™ ULTRA 24:7	34	INERTIA® MESH HIGHBACK	101	TUCK® UPHOLSTERED COLLABORATIVE STOOL	166
CHIROFORM™ ULTRA STOOL	35	INERTIA® MESH EXTRA HIGHBACK	102	TUCK® NESTER	167
CHIROFORM™ BIG	36	INERTIA® +PLUS MESH BACK	103	TUCK® MESHBACK NESTER	168
DOVE™ LAB CHAIR	37	INERTIA® MESH STOOL	104	TUCK® NESTER FULLY UPHOLSTERED	169
EIGHTY TWO® MIDBACK	38	INERTIA® MESH SIDE	105	WATSON® CLUB CHAIR	170
EIGHTY TWO® BASIC	39	INERTIA® UPHOLSTERED MIDBACK	106	WATSON® LOVESEAT	171
ENTAIL® MIDBACK	40	INERTIA® UPHOLSTERED HIGHBACK	107	WATSON® SOFA	172
ENTAIL® BASIC	41	INERTIA® UPHOLSTERED EXTRA HIGHBACK	108	WATSON® BENCH	173
EXCHANGE® FEATURES AND NOTES	42	INERTIA® UPHOLSTERED +PLUS	109	YOU® MIDBACK	174
EXCHANGE® DIMENSIONS	43-45	INERTIA® UPHOLSTERED STOOL	110	YOU® HIGHBACK	175
EXCHANGE® ONE-SEATER	46	INERTIA® UPHOLSTERED GUEST	111	YOU® STOOL	176
EXCHANGE® TWO-SEATER	47	INNATE® MIDBACK	112	ZIP® INSTOCK	177
EXCHANGE® THREE-SEATER	48	JIF®	113	ZIP® UPHOLSTERED MIDBACK	178
EXCHANGE® FOUR-SEATER	49	L1®	114	ZIP® UPHOLSTERED HIGHBACK	179
EXCHANGE® L-SHAPE 2x2	50	LEVO® MIDBACK	115	ZIP® UPHOLSTERED STOOL	180
EXCHANGE® L-SHAPE 2x3	51	LEVO® STOOL	116	ZIP® MESH	181
EXCHANGE® L-SHAPE 2x4	52	MANTRA® LOW BACK	117	ZIP® MESH STOOL	182
EXCHANGE® L-SHAPE 3x2	53	MANTRA® MIDBACK	118	ZIP® MESH GUEST	183
EXCHANGE® L-SHAPE 3x3	54	PRATA® LOWBACK	119	FOSTER® HOW TO LINK TANDEM CHAIRS	184
EXCHANGE® L-SHAPE 3x4	55	PRATA® MIDBACK	120	FOSTER® REPLACEMENT PARTS ARM CAPS	185
EXCHANGE® L-SHAPE 4x2	56	PRESTO® MIDBACK	121	FOSTER® REPLACEMENT PARTS COVERS	186
EXCHANGE® L-SHAPE 4x3	57	PRESTO® 24:7 MIDBACK	122	EXCHANGE® HALSA® REPLACEMENT COVERS	187
EXCHANGE® L-SHAPE 4x4	58	PRESTO® PETITE	123	CONDITIONS OF SALE	188
EXCHANGE® U-SHAPE 4x2	59	PRESTO® STOOL	124		
EXCHANGE® U-SHAPE 4x3	60	RAINBOW™ SQUARE BACK	125		
EXCHANGE® U-SHAPE 4x4	61	RAINBOW™ WIDE	126		
EXCHANGE® TABLES	62	RAINBOW™ PLUS	127		
EXCHANGE® LINKING TABLES	63	RAINBOW™ HIP	128		
FOSTER® PATIENT	64	REQUISITE® MIDBACK	129		
FOSTER® PATIENT PLUS	65	REQUISITE® HIGHBACK	130		
FOSTER® OTTOMAN	66	RES® CHAIR	131		
FOSTER® ROCKER	67	RES® STOOL	132		
FOSTER® HIP CHAIR	68	RÜHE® PATIENT	133		
FOSTER® GUEST	69	RÜHE® ROCKER	134		
FOSTER® GUEST PLUS	70	RÜHE® HIP CHAIR	135		
FOSTER® GUEST DOUBLE	71	RÜHE® GUEST	136		
FOSTER® GUEST DOUBLE WITH HALF ARM	72	RÜHE® GUEST PLUS	137		
FOSTER® GUEST DOUBLE WITH FULL ARM	73	RÜHE® GUEST LOVESEAT	138		
FOSTER® GUEST TRIPLE	74	RÜHE® GUEST DOUBLE	139		
FOSTER® GUEST TRIPLE WITH HALF ARM	75	RÜHE® GUEST DOUBLE WITH HALF ARM	140		
FOSTER® GUEST TRIPLE WITH FULL ARM	76	RÜHE® GUEST DOUBLE WITH FULL ARM	141		
FOSTER® GUEST TANDEM START UNIT	77	RÜHE® GUEST TRIPLE	142		
FOSTER® GUEST TANDEM ADD ON UNIT	78	RÜHE® GUEST TRIPLE WITH HALF ARM	143		
FOSTER® GUEST TANDEM END UNIT	79	RÜHE® GUEST TRIPLE WITH FULL ARM	144		
FOSTER® GUEST PLUS TANDEM START UNIT	80	RÜHE® LOUNGE SINGLE	145		

ATTUNE  
REQUISITE  
YOU  
PRATA  
MANTRA  
L1  
LEVO  
TUCK  
RAINBOW  
RUHE  
JIF  
ENTAIL  
RES  
CHIROFORM  
DOVE  
INERTIA  
AYLES  
ZIP  
EIGHTY TW  
FOSTER  
PRESTO  
INNATE  
ASTUTE  
EXCHANGE

**AFFORDABLE  
INNOVATION.  
SERVICE  
EXCELLENCE.  
FLEXIBILITY.**

Whether we're working, collaborating or learning, we spend a lot of time sitting.

At Allseating, we've spent over three decades designing and manufacturing seating solutions that are more comfortable, innovative and functional for the corporate, education and healthcare vertical markets.

From flexible chairs that accommodate your every move, to affordable and sustainable solutions that adjust to your evolving business needs, our seating solutions work with you, and for you. Plus, you'll find total peace of mind with our customer service and warranty.

INFO	C
PLANS	O
ASTUTE	K
ATTUNE	C
CHIROFORM	0
DOVE	0
ENTAIL	2
JIF	0
LEVO	5
MANTRA	
PRATA	
PRESTO	
RAINBOW	
REQUISITE	
RES	
RUHE	
THERAPOD	
TUCK	
WATSON	
YOU	
ZIP	



# YOU WORK. YOU LEARN. YOU SUPPORT.

From versatile chairs that accommodate your every move, to service programs that adjust to your evolving business needs, our seating solutions are designed to work the way you do. This includes:

## ACCESSIBLE DESIGN

There's one philosophy that drives the design of all our products: to support any situation, any task, and virtually any budget. The result is that our products have a reputation for being highly adjustable, highly durable and still affordable.

From our Therapod® chair to the revolutionary You® chair to our latest Levo® chair, we have a track-record of designing innovative solutions that change the way we sit. We're proud that many of our chairs have been recognized in international competitions, such as GOOD Design and Best of NeoCon.

## MASS CUSTOMIZATION CAPABILITIES

As an independently owned company, we have the flexibility to run the type of business we've always wanted to work for: one that's flexible and nimble. We know every customer has a unique set of requirements, so we've established production practices that allow us to adjust to those needs, but without the cost of 'going custom'.

While we officially have 218 chairs in our line-up, when you add up all the various mechanisms, arm combinations, seat sizes and other options, our Allseating's mass customization capabilities allow for roughly 7-million variations. So you know we have the perfect one for you.

## COMMITMENT TO CUSTOMER SERVICE

From spec to delivery to maintenance support, we have earned a reputation as being the easiest, most enjoyable manufacturer to do business with – often surprising our partners with our solutions-driven approach to service, product quality and on-time delivery.

We're proud to be recognized as the Office Furniture Dealers Alliance's Seating Manufacturer of choice, and a big reason for this is our customer-centric approach.

We developed our innovative SpecAll™ online specification tool so you can specify, customize, price, save and share your product from any computer or mobile device. Our entire product library is also available at [2020technologies.com](https://2020technologies.com).

While we're proud of our highly intuitive specification technologies, we're always happy to work the way you prefer – including supporting traditional order processes over the phone. Simply call our Sales Support representatives and they will assist on all aspects of our products, and can answer all your specification questions.

## THE INDUSTRY'S BEST WARRANTY

When your products are as well engineered as ours, you can back them with the best warranty in the business. Ours is simple: 12 years on all parts and approved labor with a 12 year 24|7 on specified product (10 years on Foster Sleep Chair and Recliners, 7 years on Eighty Two Basic seat foam, 3 years on Allseating Pillows).

Of course, we pride ourselves on engineering products that stand up to today's demanding work environments. That said, if something goes wrong, we're known for making it right. So if you receive a product from us that doesn't measure up to your quality standards, we promise to swiftly investigate and solve the problem.

We understand that dealing with warranties is often frustrating. So we developed a dedicated Warranty Response Team to eliminate headaches. They're specially trained to expedite warranty-related issues, so you can get back to business.

## DESIGN FOR THE ENVIRONMENT

In addition to being ISO 14001 Certified, the gold standard for helping companies introduce and adopt environmental management systems, Allseating products are Indoor Advantage Gold – Furniture Indoor Air Quality certified, SCS Global Services' highest level of indoor air quality performance for furniture. This certification assures that furniture products support a healthy indoor environment by meeting strict chemical emission limits for volatile organic compounds (VOCs).

To be certified, our products must be tested by independent labs for compliance with the ANSI/BIFMA X7.1 and either ANSI/BIFMA e.3 or CDPH/EHLB Standard Method V1-1 for VOC emissions of concerns.

SCS Global Services has been providing global leadership in third-party quality, environmental and sustainability verification, certification, auditing, testing and standards development for three decades. Its programs span a cross-section of industries, recognizing achievements in green building, product manufacturing, food and agriculture, forestry, power generation, retail, and more.

SCS is accredited to provide services under a wide range of nationally and internationally recognized certification programs. Consistent with its mission, SCS is a chartered benefit corporation and Certified B Corp™, reflecting its commitment to socially and environmentally responsible business practices.

# QUICK SHIP

It's one thing to find the right product for the right price, but it's another thing to get it when you need it. We have the most extensive quickship offering in the industry with over 75 percent of our task, conference and guest seating available to be shipped within 5 days when specified with standard finishes and options (maximum of 25 units per order to qualify).

Most of our Foster collection is also available on Quick Ship with express 5 day shipping when standard finishes and options are selected (maximum of 25 seats per order to qualify; i.e. triple = 3 seats).

Quick Ship timelines exclude weekends and holidays. Simply pick the solution that best suits your needs, choose from any of our any of our carded quick ship fabrics\*, and submit your order to Allseating's order entry department via fax at 1 800 272 9911, or email us at [orders@allseating.com](mailto:orders@allseating.com).

Each product that has a configuration that is eligible for Quick Ship has a QS logo indicating as such at the bottom of the page (as shown below). The QS column on each product page allow you to quickly identify which models/options are eligible for QS.

**ENTAIL® MIDBACK**  
DESIGN: ALLSEATING  
NOT ON GSA CONTRACT

**BASE PRICE | \$440**  
90088-NA

Grade 1/COM	Grade 2	Grade 3	Grade 4/COM	Grade 5	Grade 6	Grade 7	Grade 8	Grade 9	Grade 10	Grade 11	Grade 12	Grade 13	Grade 14	Grade 15	Grade 16	Grade 17	Grade 18	Grade 19	Grade 20	Grade 21	Grade 22	Grade 23	Grade 24	Grade 25	Grade 26	Grade 27	Grade 28	Grade 29	Grade 30	Grade 31	Grade 32	Grade 33	Grade 34	Grade 35	Grade 36	Grade 37	Grade 38	Grade 39	Grade 40	Grade 41	Grade 42	Grade 43	Grade 44	Grade 45	Grade 46	Grade 47	Grade 48	Grade 49	Grade 50	Grade 51	Grade 52	Grade 53	Grade 54	Grade 55	Grade 56	Grade 57	Grade 58	Grade 59	Grade 60	Grade 61	Grade 62	Grade 63	Grade 64	Grade 65	Grade 66	Grade 67	Grade 68	Grade 69	Grade 70	Grade 71	Grade 72	Grade 73	Grade 74	Grade 75	Grade 76	Grade 77	Grade 78	Grade 79	Grade 80	Grade 81	Grade 82	Grade 83	Grade 84	Grade 85	Grade 86	Grade 87	Grade 88	Grade 89	Grade 90	Grade 91	Grade 92	Grade 93	Grade 94	Grade 95	Grade 96	Grade 97	Grade 98	Grade 99	Grade 100	Grade 101	Grade 102	Grade 103	Grade 104	Grade 105	Grade 106	Grade 107	Grade 108	Grade 109	Grade 110	Grade 111	Grade 112	Grade 113	Grade 114	Grade 115	Grade 116	Grade 117	Grade 118	Grade 119	Grade 120	Grade 121	Grade 122	Grade 123	Grade 124	Grade 125	Grade 126	Grade 127	Grade 128	Grade 129	Grade 130	Grade 131	Grade 132	Grade 133	Grade 134	Grade 135	Grade 136	Grade 137	Grade 138	Grade 139	Grade 140	Grade 141	Grade 142	Grade 143	Grade 144	Grade 145	Grade 146	Grade 147	Grade 148	Grade 149	Grade 150	Grade 151	Grade 152	Grade 153	Grade 154	Grade 155	Grade 156	Grade 157	Grade 158	Grade 159	Grade 160	Grade 161	Grade 162	Grade 163	Grade 164	Grade 165	Grade 166	Grade 167	Grade 168	Grade 169	Grade 170	Grade 171	Grade 172	Grade 173	Grade 174	Grade 175	Grade 176	Grade 177	Grade 178	Grade 179	Grade 180	Grade 181	Grade 182	Grade 183	Grade 184	Grade 185	Grade 186	Grade 187	Grade 188	Grade 189	Grade 190	Grade 191	Grade 192	Grade 193	Grade 194	Grade 195	Grade 196	Grade 197	Grade 198	Grade 199	Grade 200	Grade 201	Grade 202	Grade 203	Grade 204	Grade 205	Grade 206	Grade 207	Grade 208	Grade 209	Grade 210	Grade 211	Grade 212	Grade 213	Grade 214	Grade 215	Grade 216	Grade 217	Grade 218	Grade 219	Grade 220	Grade 221	Grade 222	Grade 223	Grade 224	Grade 225	Grade 226	Grade 227	Grade 228	Grade 229	Grade 230	Grade 231	Grade 232	Grade 233	Grade 234	Grade 235	Grade 236	Grade 237	Grade 238	Grade 239	Grade 240	Grade 241	Grade 242	Grade 243	Grade 244	Grade 245	Grade 246	Grade 247	Grade 248	Grade 249	Grade 250	Grade 251	Grade 252	Grade 253	Grade 254	Grade 255	Grade 256	Grade 257	Grade 258	Grade 259	Grade 260	Grade 261	Grade 262	Grade 263	Grade 264	Grade 265	Grade 266	Grade 267	Grade 268	Grade 269	Grade 270	Grade 271	Grade 272	Grade 273	Grade 274	Grade 275	Grade 276	Grade 277	Grade 278	Grade 279	Grade 280	Grade 281	Grade 282	Grade 283	Grade 284	Grade 285	Grade 286	Grade 287	Grade 288	Grade 289	Grade 290	Grade 291	Grade 292	Grade 293	Grade 294	Grade 295	Grade 296	Grade 297	Grade 298	Grade 299	Grade 300	Grade 301	Grade 302	Grade 303	Grade 304	Grade 305	Grade 306	Grade 307	Grade 308	Grade 309	Grade 310	Grade 311	Grade 312	Grade 313	Grade 314	Grade 315	Grade 316	Grade 317	Grade 318	Grade 319	Grade 320	Grade 321	Grade 322	Grade 323	Grade 324	Grade 325	Grade 326	Grade 327	Grade 328	Grade 329	Grade 330	Grade 331	Grade 332	Grade 333	Grade 334	Grade 335	Grade 336	Grade 337	Grade 338	Grade 339	Grade 340	Grade 341	Grade 342	Grade 343	Grade 344	Grade 345	Grade 346	Grade 347	Grade 348	Grade 349	Grade 350	Grade 351	Grade 352	Grade 353	Grade 354	Grade 355	Grade 356	Grade 357	Grade 358	Grade 359	Grade 360	Grade 361	Grade 362	Grade 363	Grade 364	Grade 365	Grade 366	Grade 367	Grade 368	Grade 369	Grade 370	Grade 371	Grade 372	Grade 373	Grade 374	Grade 375	Grade 376	Grade 377	Grade 378	Grade 379	Grade 380	Grade 381	Grade 382	Grade 383	Grade 384	Grade 385	Grade 386	Grade 387	Grade 388	Grade 389	Grade 390	Grade 391	Grade 392	Grade 393	Grade 394	Grade 395	Grade 396	Grade 397	Grade 398	Grade 399	Grade 400	Grade 401	Grade 402	Grade 403	Grade 404	Grade 405	Grade 406	Grade 407	Grade 408	Grade 409	Grade 410	Grade 411	Grade 412	Grade 413	Grade 414	Grade 415	Grade 416	Grade 417	Grade 418	Grade 419	Grade 420	Grade 421	Grade 422	Grade 423	Grade 424	Grade 425	Grade 426	Grade 427	Grade 428	Grade 429	Grade 430	Grade 431	Grade 432	Grade 433	Grade 434	Grade 435	Grade 436	Grade 437	Grade 438	Grade 439	Grade 440	Grade 441	Grade 442	Grade 443	Grade 444	Grade 445	Grade 446	Grade 447	Grade 448	Grade 449	Grade 450	Grade 451	Grade 452	Grade 453	Grade 454	Grade 455	Grade 456	Grade 457	Grade 458	Grade 459	Grade 460	Grade 461	Grade 462	Grade 463	Grade 464	Grade 465	Grade 466	Grade 467	Grade 468	Grade 469	Grade 470	Grade 471	Grade 472	Grade 473	Grade 474	Grade 475	Grade 476	Grade 477	Grade 478	Grade 479	Grade 480	Grade 481	Grade 482	Grade 483	Grade 484	Grade 485	Grade 486	Grade 487	Grade 488	Grade 489	Grade 490	Grade 491	Grade 492	Grade 493	Grade 494	Grade 495	Grade 496	Grade 497	Grade 498	Grade 499	Grade 500	Grade 501	Grade 502	Grade 503	Grade 504	Grade 505	Grade 506	Grade 507	Grade 508	Grade 509	Grade 510	Grade 511	Grade 512	Grade 513	Grade 514	Grade 515	Grade 516	Grade 517	Grade 518	Grade 519	Grade 520	Grade 521	Grade 522	Grade 523	Grade 524	Grade 525	Grade 526	Grade 527	Grade 528	Grade 529	Grade 530	Grade 531	Grade 532	Grade 533	Grade 534	Grade 535	Grade 536	Grade 537	Grade 538	Grade 539	Grade 540	Grade 541	Grade 542	Grade 543	Grade 544	Grade 545	Grade 546	Grade 547	Grade 548	Grade 549	Grade 550	Grade 551	Grade 552	Grade 553	Grade 554	Grade 555	Grade 556	Grade 557	Grade 558	Grade 559	Grade 560	Grade 561	Grade 562	Grade 563	Grade 564	Grade 565	Grade 566	Grade 567	Grade 568	Grade 569	Grade 570	Grade 571	Grade 572	Grade 573	Grade 574	Grade 575	Grade 576	Grade 577	Grade 578	Grade 579	Grade 580	Grade 581	Grade 582	Grade 583	Grade 584	Grade 585	Grade 586	Grade 587	Grade 588	Grade 589	Grade 590	Grade 591	Grade 592	Grade 593	Grade 594	Grade 595	Grade 596	Grade 597	Grade 598	Grade 599	Grade 600	Grade 601	Grade 602	Grade 603	Grade 604	Grade 605	Grade 606	Grade 607	Grade 608	Grade 609	Grade 610	Grade 611	Grade 612	Grade 613	Grade 614	Grade 615	Grade 616	Grade 617	Grade 618	Grade 619	Grade 620	Grade 621	Grade 622	Grade 623	Grade 624	Grade 625	Grade 626	Grade 627	Grade 628	Grade 629	Grade 630	Grade 631	Grade 632	Grade 633	Grade 634	Grade 635	Grade 636	Grade 637	Grade 638	Grade 639	Grade 640	Grade 641	Grade 642	Grade 643	Grade 644	Grade 645	Grade 646	Grade 647	Grade 648	Grade 649	Grade 650	Grade 651	Grade 652	Grade 653	Grade 654	Grade 655	Grade 656	Grade 657	Grade 658	Grade 659	Grade 660	Grade 661	Grade 662	Grade 663	Grade 664	Grade 665	Grade 666	Grade 667	Grade 668	Grade 669	Grade 670	Grade 671	Grade 672	Grade 673	Grade 674	Grade 675	Grade 676	Grade 677	Grade 678	Grade 679	Grade 680	Grade 681	Grade 682	Grade 683	Grade 684	Grade 685	Grade 686	Grade 687	Grade 688	Grade 689	Grade 690	Grade 691	Grade 692	Grade 693	Grade 694	Grade 695	Grade 696	Grade 697	Grade 698	Grade 699	Grade 700	Grade 701	Grade 702	Grade 703	Grade 704	Grade 705	Grade 706	Grade 707	Grade 708	Grade 709	Grade 710	Grade 711	Grade 712	Grade 713	Grade 714	Grade 715	Grade 716	Grade 717	Grade 718	Grade 719	Grade 720	Grade 721	Grade 722	Grade 723	Grade 724	Grade 725	Grade 726	Grade 727	Grade 728	Grade 729	Grade 730	Grade 731	Grade 732	Grade 733	Grade 734	Grade 735	Grade 736	Grade 737	Grade 738	Grade 739	Grade 740	Grade 741	Grade 742	Grade 743	Grade 744	Grade 745	Grade 746	Grade 747	Grade 748	Grade 749	Grade 750	Grade 751	Grade 752	Grade 753	Grade 754	Grade 755	Grade 756	Grade 757	Grade 758	Grade 759	Grade 760	Grade 761	Grade 762	Grade 763	Grade 764	Grade 765	Grade 766	Grade 767	Grade 768	Grade 769	Grade 770	Grade 771	Grade 772	Grade 773	Grade 774	Grade 775	Grade 776	Grade 777	Grade 778	Grade 779	Grade 780	Grade 781	Grade 782	Grade 783	Grade 784	Grade 785	Grade 786	Grade 787	Grade 788	Grade 789	Grade 790	Grade 791	Grade 792	Grade 793	Grade 794	Grade 795	Grade 796	Grade 797	Grade 798	Grade 799	Grade 800	Grade 801	Grade 802	Grade 803	Grade 804	Grade 805	Grade 806	Grade 807	Grade 808	Grade 809	Grade 810	Grade 811	Grade 812	Grade 813	Grade 814	Grade 815	Grade 816	Grade 817	Grade 818	Grade 819	Grade 820	Grade 821	Grade 822	Grade 823	Grade 824	Grade 825	Grade 826	Grade 827	Grade 828	Grade 829	Grade 830	Grade 831	Grade 832	Grade 833	Grade 834	Grade 835	Grade 836	Grade 837	Grade 838	Grade 839	Grade 840	Grade 841	Grade 842	Grade 843	Grade 844	Grade 845	Grade 846	Grade 847	Grade 848	Grade 849	Grade 850	Grade 851	Grade 852	Grade 853	Grade 854	Grade 855	Grade 856	Grade 857	Grade 858	Grade 859	Grade 860	Grade 861	Grade 862	Grade 863	Grade 864	Grade 865	Grade 866	Grade 867	Grade 868	Grade 869	Grade 870	Grade 871	Grade 872	Grade 873	Grade 874	Grade 875	Grade 876	Grade 877	Grade 878	Grade 879	Grade 880	Grade 881	Grade 882	Grade 883	Grade 884	Grade 885	Grade 886	Grade 887	Grade 888	Grade 889	Grade 890	Grade 891	Grade 892	Grade 893	Grade 894	Grade 895	Grade 896	Grade 897	Grade 898	Grade 899	Grade 900	Grade 901	Grade 902	Grade 903	Grade 904	Grade 905	Grade 906	Grade 907	Grade 908	Grade 909	Grade 910	Grade 911	Grade 912	Grade 913	Grade 914	Grade 915	Grade 916	Grade 917	Grade 918	Grade 919	Grade 920	Grade 921	Grade 922	Grade 923	Grade 924	Grade 925	Grade 926	Grade 927	Grade 928	Grade 929	Grade 930	Grade 931	Grade 932	Grade 933	Grade 934	Grade 935	Grade 936	Grade 937	Grade 938	Grade 939	Grade 940	Grade 941	Grade 942	Grade 943	Grade 944	Grade 945	Grade 946	Grade 947	Grade 948	Grade 949	Grade 950	Grade 951	Grade 952	Grade 953	Grade 954	Grade 955	Grade 956	Grade 957	Grade 958	Grade 959	Grade 960	Grade 961	Grade 962	Grade 963	Grade 964	Grade 965	Grade 966	Grade 967	Grade 968	Grade 969	Grade 970	Grade 971	Grade 972	Grade 973	Grade 974	Grade 975	Grade 976	Grade 977	Grade 978	Grade 979	Grade 980	Grade 981	Grade 982	Grade 983	Grade 984	Grade 985	Grade 986	Grade 987	Grade 988	Grade 989	Grade 990	Grade 991	Grade 992	Grade 993	Grade 994	Grade 995	Grade 996	Grade 997	Grade 998	Grade 999	Grade 1000	Grade 1001	Grade 1002	Grade 1003	Grade 1004	Grade 1005	Grade 1006	Grade 1007	Grade 1008	Grade 1009	Grade 1010	Grade 1011	Grade 1012	Grade 1013	Grade 1014	Grade 1015	Grade 1016	Grade 1017	Grade 1018	Grade 1019	Grade 1020	Grade 1021	Grade 1022	Grade 1023	Grade 1024	Grade 1025	Grade 1026	Grade 1027	Grade 1028	Grade 1029	Grade 1030	Grade 1031	Grade 1032	Grade 1033	Grade 1034	Grade 1035	Grade 1036	Grade 1037	Grade 1038	Grade 1039	Grade 1040	Grade 1041	Grade 1042	Grade 1043	Grade 1044	Grade 1045	Grade 1046	Grade 1047	Grade 1048	Grade 1049	Grade 1050	Grade 1051	Grade 1052	Grade 1053	Grade 1054	Grade 1055	Grade 1056	Grade 1057	Grade 1058	Grade 1059	Grade 1060	Grade 1061	Grade 1062	Grade 1063	Grade 1064	Grade 1065	Grade 1066	Grade 1067	Grade 1068	Grade 1069	Grade 1070	Grade 1071	Grade 1072	Grade 1
-------------	---------	---------	-------------	---------	---------	---------	---------	---------	----------	----------	----------	----------	----------	----------	----------	----------	----------	----------	----------	----------	----------	----------	----------	----------	----------	----------	----------	----------	----------	----------	----------	----------	----------	----------	----------	----------	----------	----------	----------	----------	----------	----------	----------	----------	----------	----------	----------	----------	----------	----------	----------	----------	----------	----------	----------	----------	----------	----------	----------	----------	----------	----------	----------	----------	----------	----------	----------	----------	----------	----------	----------	----------	----------	----------	----------	----------	----------	----------	----------	----------	----------	----------	----------	----------	----------	----------	----------	----------	----------	----------	----------	----------	----------	----------	----------	----------	----------	----------	-----------	-----------	-----------	-----------	-----------	-----------	-----------	-----------	-----------	-----------	-----------	-----------	-----------	-----------	-----------	-----------	-----------	-----------	-----------	-----------	-----------	-----------	-----------	-----------	-----------	-----------	-----------	-----------	-----------	-----------	-----------	-----------	-----------	-----------	-----------	-----------	-----------	-----------	-----------	-----------	-----------	-----------	-----------	-----------	-----------	-----------	-----------	-----------	-----------	-----------	-----------	-----------	-----------	-----------	-----------	-----------	-----------	-----------	-----------	-----------	-----------	-----------	-----------	-----------	-----------	-----------	-----------	-----------	-----------	-----------	-----------	-----------	-----------	-----------	-----------	-----------	-----------	-----------	-----------	-----------	-----------	-----------	-----------	-----------	-----------	-----------	-----------	-----------	-----------	-----------	-----------	-----------	-----------	-----------	-----------	-----------	-----------	-----------	-----------	-----------	-----------	-----------	-----------	-----------	-----------	-----------	-----------	-----------	-----------	-----------	-----------	-----------	-----------	-----------	-----------	-----------	-----------	-----------	-----------	-----------	-----------	-----------	-----------	-----------	-----------	-----------	-----------	-----------	-----------	-----------	-----------	-----------	-----------	-----------	-----------	-----------	-----------	-----------	-----------	-----------	-----------	-----------	-----------	-----------	-----------	-----------	-----------	-----------	-----------	-----------	-----------	-----------	-----------	-----------	-----------	-----------	-----------	-----------	-----------	-----------	-----------	-----------	-----------	-----------	-----------	-----------	-----------	-----------	-----------	-----------	-----------	-----------	-----------	-----------	-----------	-----------	-----------	-----------	-----------	-----------	-----------	-----------	-----------	-----------	-----------	-----------	-----------	-----------	-----------	-----------	-----------	-----------	-----------	-----------	-----------	-----------	-----------	-----------	-----------	-----------	-----------	-----------	-----------	-----------	-----------	-----------	-----------	-----------	-----------	-----------	-----------	-----------	-----------	-----------	-----------	-----------	-----------	-----------	-----------	-----------	-----------	-----------	-----------	-----------	-----------	-----------	-----------	-----------	-----------	-----------	-----------	-----------	-----------	-----------	-----------	-----------	-----------	-----------	-----------	-----------	-----------	-----------	-----------	-----------	-----------	-----------	-----------	-----------	-----------	-----------	-----------	-----------	-----------	-----------	-----------	-----------	-----------	-----------	-----------	-----------	-----------	-----------	-----------	-----------	-----------	-----------	-----------	-----------	-----------	-----------	-----------	-----------	-----------	-----------	-----------	-----------	-----------	-----------	-----------	-----------	-----------	-----------	-----------	-----------	-----------	-----------	-----------	-----------	-----------	-----------	-----------	-----------	-----------	-----------	-----------	-----------	-----------	-----------	-----------	-----------	-----------	-----------	-----------	-----------	-----------	-----------	-----------	-----------	-----------	-----------	-----------	-----------	-----------	-----------	-----------	-----------	-----------	-----------	-----------	-----------	-----------	-----------	-----------	-----------	-----------	-----------	-----------	-----------	-----------	-----------	-----------	-----------	-----------	-----------	-----------	-----------	-----------	-----------	-----------	-----------	-----------	-----------	-----------	-----------	-----------	-----------	-----------	-----------	-----------	-----------	-----------	-----------	-----------	-----------	-----------	-----------	-----------	-----------	-----------	-----------	-----------	-----------	-----------	-----------	-----------	-----------	-----------	-----------	-----------	-----------	-----------	-----------	-----------	-----------	-----------	-----------	-----------	-----------	-----------	-----------	-----------	-----------	-----------	-----------	-----------	-----------	-----------	-----------	-----------	-----------	-----------	-----------	-----------	-----------	-----------	-----------	-----------	-----------	-----------	-----------	-----------	-----------	-----------	-----------	-----------	-----------	-----------	-----------	-----------	-----------	-----------	-----------	-----------	-----------	-----------	-----------	-----------	-----------	-----------	-----------	-----------	-----------	-----------	-----------	-----------	-----------	-----------	-----------	-----------	-----------	-----------	-----------	-----------	-----------	-----------	-----------	-----------	-----------	-----------	-----------	-----------	-----------	-----------	-----------	-----------	-----------	-----------	-----------	-----------	-----------	-----------	-----------	-----------	-----------	-----------	-----------	-----------	-----------	-----------	-----------	-----------	-----------	-----------	-----------	-----------	-----------	-----------	-----------	-----------	-----------	-----------	-----------	-----------	-----------	-----------	-----------	-----------	-----------	-----------	-----------	-----------	-----------	-----------	-----------	-----------	-----------	-----------	-----------	-----------	-----------	-----------	-----------	-----------	-----------	-----------	-----------	-----------	-----------	-----------	-----------	-----------	-----------	-----------	-----------	-----------	-----------	-----------	-----------	-----------	-----------	-----------	-----------	-----------	-----------	-----------	-----------	-----------	-----------	-----------	-----------	-----------	-----------	-----------	-----------	-----------	-----------	-----------	-----------	-----------	-----------	-----------	-----------	-----------	-----------	-----------	-----------	-----------	-----------	-----------	-----------	-----------	-----------	-----------	-----------	-----------	-----------	-----------	-----------	-----------	-----------	-----------	-----------	-----------	-----------	-----------	-----------	-----------	-----------	-----------	-----------	-----------	-----------	-----------	-----------	-----------	-----------	-----------	-----------	-----------	-----------	-----------	-----------	-----------	-----------	-----------	-----------	-----------	-----------	-----------	-----------	-----------	-----------	-----------	-----------	-----------	-----------	-----------	-----------	-----------	-----------	-----------	-----------	-----------	-----------	-----------	-----------	-----------	-----------	-----------	-----------	-----------	-----------	-----------	-----------	-----------	-----------	-----------	-----------	-----------	-----------	-----------	-----------	-----------	-----------	-----------	-----------	-----------	-----------	-----------	-----------	-----------	-----------	-----------	-----------	-----------	-----------	-----------	-----------	-----------	-----------	-----------	-----------	-----------	-----------	-----------	-----------	-----------	-----------	-----------	-----------	-----------	-----------	-----------	-----------	-----------	-----------	-----------	-----------	-----------	-----------	-----------	-----------	-----------	-----------	-----------	-----------	-----------	-----------	-----------	-----------	-----------	-----------	-----------	-----------	-----------	-----------	-----------	-----------	-----------	-----------	-----------	-----------	-----------	-----------	-----------	-----------	-----------	-----------	-----------	-----------	-----------	-----------	-----------	-----------	-----------	-----------	-----------	-----------	-----------	-----------	-----------	-----------	-----------	-----------	-----------	-----------	-----------	-----------	-----------	-----------	-----------	-----------	-----------	-----------	-----------	-----------	-----------	-----------	-----------	-----------	-----------	-----------	-----------	-----------	-----------	-----------	-----------	-----------	-----------	-----------	-----------	-----------	-----------	-----------	-----------	-----------	-----------	-----------	-----------	-----------	-----------	-----------	-----------	-----------	-----------	-----------	-----------	-----------	-----------	-----------	-----------	-----------	-----------	-----------	-----------	-----------	-----------	-----------	-----------	-----------	-----------	-----------	-----------	-----------	-----------	-----------	-----------	-----------	-----------	-----------	-----------	-----------	-----------	-----------	-----------	-----------	-----------	-----------	-----------	-----------	-----------	-----------	-----------	-----------	-----------	-----------	-----------	-----------	-----------	-----------	-----------	-----------	-----------	-----------	-----------	-----------	-----------	-----------	-----------	-----------	-----------	-----------	-----------	-----------	-----------	-----------	-----------	-----------	-----------	-----------	-----------	-----------	-----------	-----------	-----------	-----------	-----------	-----------	-----------	-----------	-----------	-----------	-----------	-----------	-----------	-----------	-----------	-----------	-----------	-----------	-----------	-----------	-----------	-----------	-----------	-----------	-----------	-----------	-----------	-----------	-----------	-----------	-----------	-----------	-----------	-----------	-----------	-----------	-----------	-----------	-----------	-----------	-----------	-----------	-----------	-----------	-----------	-----------	-----------	-----------	-----------	-----------	-----------	-----------	-----------	-----------	-----------	-----------	-----------	-----------	-----------	-----------	-----------	-----------	-----------	-----------	-----------	-----------	-----------	-----------	-----------	-----------	-----------	-----------	-----------	-----------	-----------	-----------	-----------	-----------	-----------	-----------	-----------	-----------	-----------	-----------	-----------	-----------	-----------	-----------	-----------	-----------	-----------	-----------	-----------	-----------	-----------	-----------	-----------	-----------	------------	------------	------------	------------	------------	------------	------------	------------	------------	------------	------------	------------	------------	------------	------------	------------	------------	------------	------------	------------	------------	------------	------------	------------	------------	------------	------------	------------	------------	------------	------------	------------	------------	------------	------------	------------	------------	------------	------------	------------	------------	------------	------------	------------	------------	------------	------------	------------	------------	------------	------------	------------	------------	------------	------------	------------	------------	------------	------------	------------	------------	------------	------------	------------	------------	------------	------------	------------	------------	------------	------------	------------	------------	---------

# ONLINE SPECIFICATION HAS NEVER BEEN EASIER.

We're constantly developing new and evolving existing products - so no matter how much planning goes into this price book, details can change. That's why we developed SpecAll™ – a convenient online tool that enables you to specify and price your product in real-time without ever leaving the comfort of your chair.

It really is that easy. Simply visit [allseating.com](http://allseating.com), choose your chair and customize it by selecting your preferred options, fabrics and finishes. When you're done you can email it, or save it for future reference.

- 1 | We start with the base model.
- 2 | Change and customize your chair's mechanism, armstyle, finish and any other options available for your model.
- 3 | Choose your textile by clicking on the fabric thumbnail.
- 4 | Share with colleagues, add to your wish list, print or email your model.
- 5 | Need More?? Online Product Support includes product specifications, supporting documentation, video and image library.

**1** | We start with the base model.

**2** | Change and customize your chair's mechanism, armstyle, finish and any other options available for your model.

**3** | Choose your textile by clicking on the fabric thumbnail.

**4** | Share with colleagues, add to your wish list, print or email your model.

**5** | Need More?? Online Product Support includes product specifications, supporting documentation, video and image library.

MODEL CODE	LIST PRICE
800M-100-BIN-100-40-F-DOCK	\$175
<b>CONTROLS</b>	
BASIC SYNCHRO TILT	85
<b>ARMS</b>	
WITH ARM	85
<b>FRAME FINISH</b>	
BLACK NYLON	54%
<b>BACK STYLE</b>	
M5 DAYS X CARBON	
<b>BACK MESH</b>	
DRYS	10%
<b>OPTIONS</b>	
SEAT SLIDER (INCLUDED)	
<b>BASE</b>	
BLACK NYLON	
<b>CARRIERS &amp; GLIDES</b>	
CARPET CASTERS SYNCHRO	
<b>SEAT FABRIC</b>	
CASIS ALL-SEATING PROPRIETARY - ELODIO SANCER	F-DOCK
<b>FREIGHT OPTIONS</b>	
WHEELED DOWN	40

Enter comes standard with an integrated rear roller to support a wide range of back types as well as optional dual functioning arms that are height adjustable and arm pads that can easily shift forwards or backwards. Available in either black or black frame finish.

Prices effective January 2, 2018

**FEATURES & NOTES**

Indoor Air Quality Certified Level 2

**DIMENSIONS**

Overall: 37" H x 20" W x 20" D  
Seat: 18" H x 18" W x 18" D  
Back: 20" H x 18" W x 18" D

**FABRIC**

30+ fabrics to choose from

**DOCUMENTS & CADS**

Product Literature  
2D CAD Drawings  
3D CAD Drawings  
Product Literature™ Get it

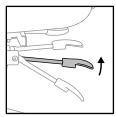
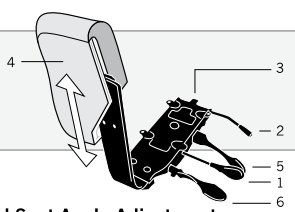
ALL-SEATING.COM/PRODUCTS/800M-100-BIN-100-40-F-DOCK



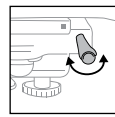
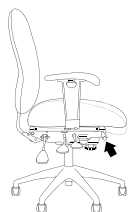
# CONTROLS

## DELUXE TILTER HEAVY DUTY (DJ/DH) - 11

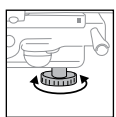
**Overview:** Task applications which require extensive adjustability. Center pivot tilting action with infinite tilt lock. Suitable for chairs with independent seat and back construction.



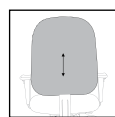
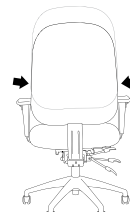
**1 | Seat Height Adjustment**  
To raise the chair, lift the paddle up while lifting your weight from the seat until you reach the desired height. Release the paddle to lock into place.  
To lower the chair, lift the paddle up allowing your weight to push the seat down to the desired height. Release the paddle to lock into place.



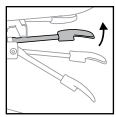
**2 | Forward Seat Angle Adjustment**  
To engage forward seat tilt, recline slightly in the chair and roll the bar backwards. As you bring the chair back to an upright position, the seat of the chair will angle forward.  
To disengage forward seat tilt, recline slightly in the chair and roll the bar forwards. As you bring the chair back to an upright position, the seat will return to a neutral position.



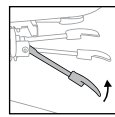
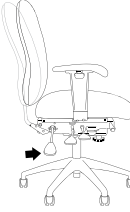
**3 | Tension Control**  
Leaning back in the chair, decide if the resistance of the chair is comfortable. If it is too loose, rotate the tension knob counter-clockwise. If the chair has too much resistance, turn the knob clockwise.



**4 | Back Height Adjustment**  
To adjust back height, lean forward and grasp the sides of the outside back. To raise, slide the back up. To lower, slide it all the way to the top and then lower to desired height. Release to lock in place.



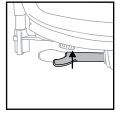
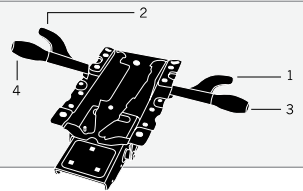
**5 | Infinite Tilt Lock**  
To adjust the recline angle, pull the paddle up to unlock it. Recline to the desired position and push the paddle down to lock in place.



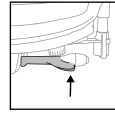
**6 | Back Angle Adjustment**  
To increase the angle of the back, lift the paddle up while putting your weight on the back of the chair until you reach the desired angle. Release the paddle to lock into place.  
To decrease the angle of the back, lift the paddle up while removing your weight from the back until you reach the desired angle. Release the paddle to lock into place.

## DELUXE SYNCHRO TILT (DST) - 12

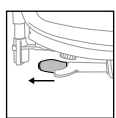
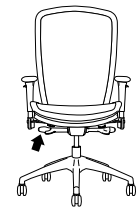
**Overview:** Task applications, which require extensive adjustability. Suitable for chairs with independent seat and back construction. Synchronized tilting action allows user's feet to remain on the floor as they tilt backwards. Side-activated tension for ease of adjustment. "J-Bar" construction provides enhanced visual appeal.



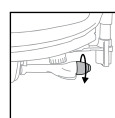
**1 | Seat Height Adjustment**  
To raise the chair, lift the paddle up while lifting your weight from the seat until you reach the desired height. Release the paddle to lock into place.  
To lower the chair, lift the paddle up allowing your weight to push the seat down to the desired height. Release the paddle to lock into place.



**2 | Seat Depth Adjustment (Optional)**  
To adjust the seat depth, lift up on paddle and simultaneously lift your weight from the seat while sliding the seat forward or backward. Release the paddle to lock the seat in place.



**3 | Tension Control**  
Leaning back in the chair, decide if the resistance of the chair is comfortable. If it is too loose, rotate the tension knob counter-clockwise. If the chair has too much resistance, turn the knob clockwise.



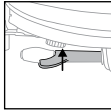
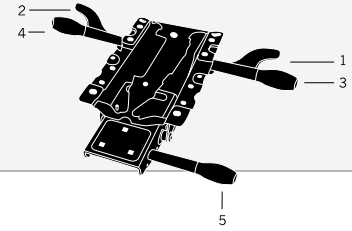
**4 | Tilt Lock**  
To adjust the recline angle, twist knob forward to unlock it. Recline to the desired position and twist knob backwards to lock in place.



# CONTROLS

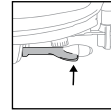
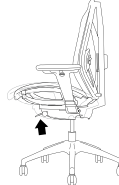
## DELUXE SYNCHRO TILT W/BACK ANGLE (DST2) - 18

**Overview:** Task applications, which require extensive adjustability. Suitable for chairs with independent seat and back construction. Synchronized tilting action allows user's feet to remain on the floor as they tilt backwards. Side-activated tension for ease of adjustment. "J-Bar" construction provides enhanced visual appeal.



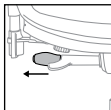
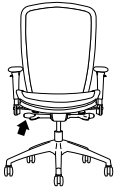
### 1 | Seat Height Adjustment

To raise the chair, lift the paddle up while lifting your weight from the seat until you reach the desired height. Release the paddle to lock into place. To lower the chair, lift the paddle up allowing your weight to push the seat down to the desired height. Release the paddle to lock into place.



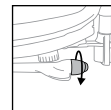
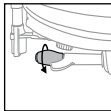
### 2 | Seat Depth Adjustment (Optional)

To adjust the seat depth, lift up on paddle and simultaneously lift your weight from the seat while sliding the seat forward or backward. Release the paddle to lock the seat in place.



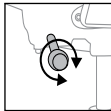
### 3 | Tension Control

Leaning back in the chair, decide if the resistance of the chair is comfortable. If it is too stiff, pull knob out and rotate counter-clockwise. If the chair does not provide enough resistance, turn the knob clockwise.



### 4 | Tilt Lock

To adjust the recline angle, twist knob forward to unlock it. Recline to the desired position and twist knob backwards to lock in place.

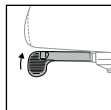
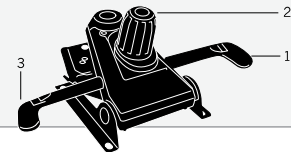


### 5 | Back Angle Adjustment

To increase the angle of the back, rotate the knob in clockwise motion until desired angle is reached. To decrease the angle of the back, rotate the knob in a counter-clockwise motion.

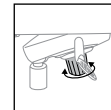
## KNEE TILT (KT2) - 25

**Overview:** For use in boardroom, executive and management applications. Suitable for chairs with combined seat and back construction.



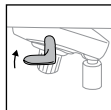
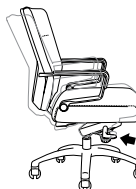
### 1 | Seat Height Adjustment

To raise the chair, lift the paddle up while lifting your weight from the seat until you reach the desired height. Release the paddle to lock into place. To lower the chair, lift the paddle up allowing your weight to push the seat down to the desired height. Release the paddle to lock into place.



### 2 | Tension Control

Leaning back in the chair, decide if the resistance of the chair is comfortable. If it is too loose, rotate the tension knob counter-clockwise. If the chair has too much resistance, turn the knob clockwise.



### 3 | Tilt Lock

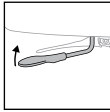
To adjust the recline angle, pull the paddle up to unlock it. Recline to the desired position and push the paddle down to lock in place.



# CONTROLS

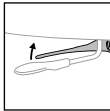
## POSTURE BACK (P) - 30

**Overview:** Task applications which require moderate and affordable adjustability. Suitable for chairs with independent seat and back construction. Suitable for stool applications.



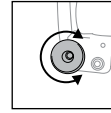
### 1 | Seat Height Adjustment

To raise the chair, lift the paddle up while lifting your weight from the seat until you reach the desired height.  
Release the paddle to lock into place.  
To lower the chair, lift the paddle up allowing your weight to push the seat down to the desired height.  
Release the paddle to lock into place.



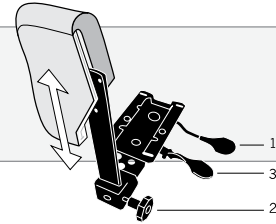
### 3 | Back Angle Adjustment

To increase the angle of the back, lift the paddle up while putting your weight on the back of the chair until you reach the desired angle.  
Release the paddle to lock into place.  
To decrease the angle of the back, lift the paddle up while removing your weight from the back until you reach the desired angle.  
Release the paddle to lock into place.



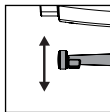
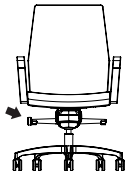
### 2 | Back Height Adjustment

To increase the height of the back, rotate the knob in a counter-clockwise motion to release the back.  
Lift back up to the desired height and tighten the knob by turning it clockwise.  
To lower the back height, rotate the knob in a counter-clockwise motion to release the back.  
Lower the back to the desired height and tighten the knob by turning it clockwise.



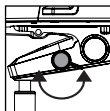
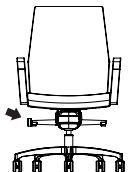
## SYNCHRO TILT (TS70) - 32

**Overview:** Task applications which require moderate and affordable adjustability. Suitable with chairs with separate seat and back construction. Central pivot tilting action with lock in upright position only.



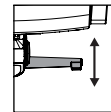
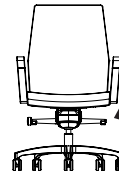
### 1 | Seat Height Adjustment

To raise the chair, lift the lever while lifting your weight from the seat until you reach the desired height.  
Push lever back to lock into place.  
To lower the chair, lift lever while allowing your weight to push the seat down to the desired height.  
Push lever back to lock into place.



### 2 | Tension Control

Leaning back in the chair, decide if the resistance of the chair is comfortable. If it is too stiff, turn hand-wheel clockwise to increase tension and counter clockwise to reduce tension.



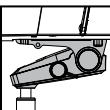
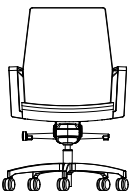
### 3 | Tilt Lock (4 positions)

To adjust the recline angle, lift lever to unlock it. Recline to the desired position and push down on lever to lock in place.



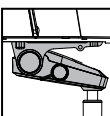
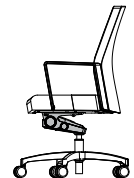
## KNEE-TILT (KT3) -35

**Overview:** For use in conference rooms, executive and management spaces. Suitable for chairs with combined seat and back construction. Side tension control provides a solid ergonomic solution to users.



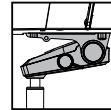
### 1 | Seat Height Adjustment

To raise the chair, lift the paddle up while lifting your weight from the seat until you reach the desired height.  
Release the paddle to lock into place.  
To lower the chair, lift the paddle up allowing your weight to push the seat down to the desired height.  
Release the paddle to lock into place.




### 3 | Tilt Lock

To adjust the recline angle, pull the paddle up to unlock it. Recline to the desired position and push the paddle down to lock in place.



### 2 | Tension Control

Leaning back in the chair, decide if the resistance of the chair is comfortable. If it is too stiff, rotate the tension knob counter-clockwise. If the chair does not provide enough resistance, turn the knob clockwise.

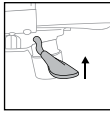
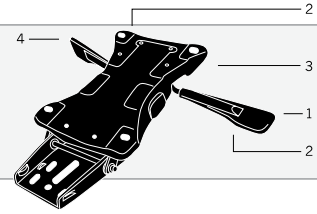




# CONTROLS

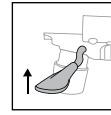
## SYNCHRO TILT (ST) - 40

**Overview:** Task applications which require extensive adjustability. Suitable for chairs with independent seat and back construction. Synchronized tilting action allows user's feet to remain on the floor as they tilt backwards. "J-Bar" construction provides enhanced visual appeal.



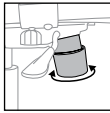
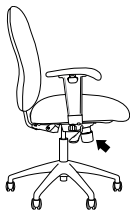
### 1 | Seat Height Adjustment

To raise the chair, lift the paddle up while lifting your weight from the seat until you reach the desired height. Release the paddle to lock into place. To lower the chair, lift the paddle up allowing your weight to push the seat down to the desired height. Release the paddle to lock into place.



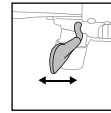
### 2 | Seat Depth Adjustment (Optional)

To adjust the seat depth, lift up on paddle and simultaneously lift your weight from the seat while sliding the seat forward or backward. Release the paddle to lock the seat in place.



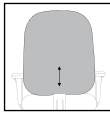
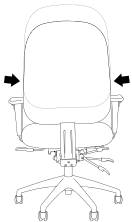
### 3 | Tension Control

Leaning back in the chair, decide if the resistance of the chair is comfortable. If it is too stiff, rotate the tension knob counter-clockwise. If the chair does not provide enough resistance, turn the knob clockwise.



### 4 | Tilt Lock

To adjust the recline angle, push the paddle forwards to unlock it. Recline to the desired position and push the paddle back to lock in place.



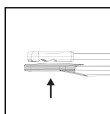
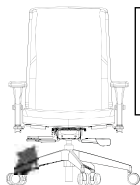
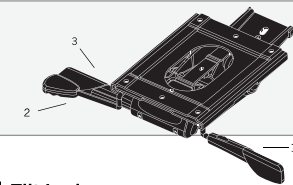
### 5 | Back Height Adjustment (Optional)

To adjust back height, lean forward and grasp the sides of the outside back. To raise, slide the back up. To lower, slide the back all the way to the top then back to the bottom to reset it. Raise slowly in increments until desired height is reached.

**Note:** Fluid and Zip do not have this feature.

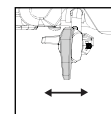
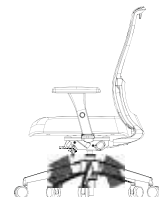
## DYNAMIC SYNCHRO TILT (DYT) - 46

**Overview:** Task applications which require moderate adjustability. The Dynamic Synchro mechanism adjusts the tilt tension based on the weight of the user when reclining.



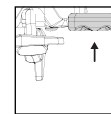
### 1 | Seat Height Adjustment

To raise the chair, lift the paddle up while lifting your weight from the seat until you reach the desired height. Release the paddle to lock into place. To lower the chair, lift the paddle up allowing your weight to push the seat down to the desired height. Release the paddle to lock into place.



### 2 | Tilt Lock

To adjust the recline angle, push the paddle down to unlock it. Recline to the desired position. Pull the paddle up to lock in the upright position.



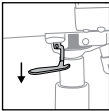
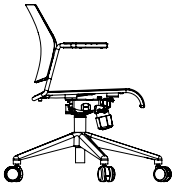
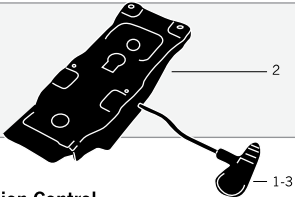
### 3 | Seat Slider

To adjust the seat depth, pull the paddle up to unlock it and adjust to the desired position. Release the paddle.

# CONTROLS

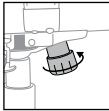
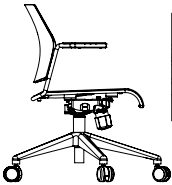
## BASIC TILT - 57

**Overview:** Task applications which require moderate and affordable adjustability. Suitable with chairs with separate seat and back construction. Central pivot tilting action with lock in upright position only.



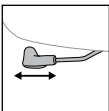
### 1 | Seat Height Adjustment

To raise the chair, lift the paddle up while lifting your weight from the seat until you reach the desired height.  
Release the paddle to lock into place.  
To lower the chair, lift the paddle up allowing your weight to push the seat down to the desired height.  
Release the paddle to lock into place.



### 2 | Tension Control

Leaning back in the chair, decide if the resistance of the chair is comfortable. If it is too stiff, rotate the tension knob counter-clockwise. If the chair does not provide enough resistance, turn the knob clockwise.

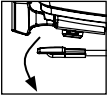
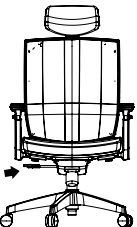
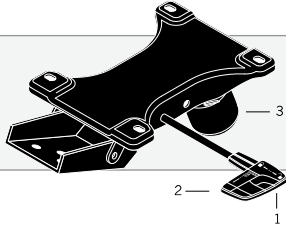


### 3 | Tilt Lock

To adjust the chair tilt, pull the paddle out to unlock it. Recline to the desired position and push the paddle in to lock in place.

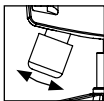
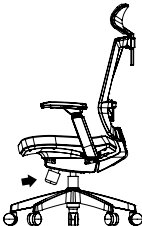
## BASIC SYNCHRO TILT WITH SEAT SLIDER (ST) - 88

**Overview:** Task applications which require moderate adjustability. Suitable for chairs with separate seat and back construction.



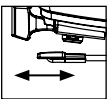
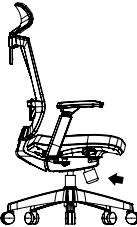
### 1 | Seat Height Adjustment

To raise, push the paddle down while taking your weight off the chair. To lower, stay seated and push the paddle down. Release when you reach the desired height.



### 3 | Tilt Tension

Adjust by turning the knob clockwise to loosen and counter-clockwise to tighten.



### 2 | Tilt Lock

To adjust the chair tilt, pull the paddle out to unlock, recline to desired position, push the paddle in to lock.

### 4 | Seat Depth Adjustment

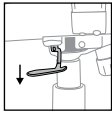
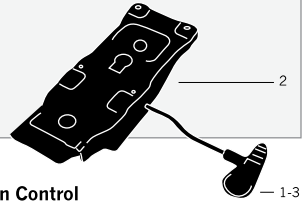
Pull lever, located under the chair on the right side, outward to unlock. Slide into desired position and release to lock into place.



# CONTROLS

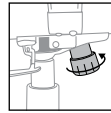
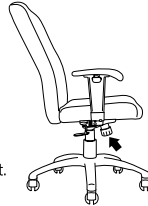
## BASIC SYNCHRO-TILT 4 (BT4) - 89

**Overview:** Task applications which require moderate and affordable adjustability. Suitable for chairs with separate seat and back construction. Synchro-Tilt action with lock in upright position only.



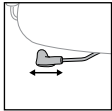
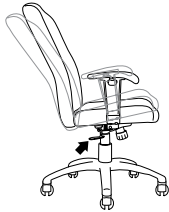
### 1 | Seat Height Adjustment

To raise the chair, lift the paddle up while lifting your weight from the seat until you reach the desired height.  
Release the paddle to lock into place.  
To lower the chair, lift the paddle up allowing your weight to push the seat down to the desired height.  
Release the paddle to lock into place.



### 2 | Tension Control

Leaning back in the chair, decide if the resistance of the chair is comfortable.  
If it is too stiff, rotate the tension knob counter-clockwise.  
If the chair does not provide enough resistance, turn the knob clockwise.

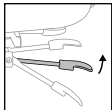
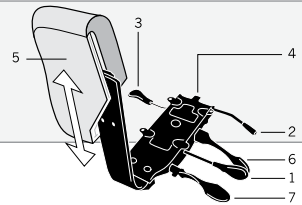


### 3 | Tilt Lock

To adjust the chair tilt, pull the paddle out to unlock it. Recline to the desired position.  
Push the paddle in to lock in the upright position only.

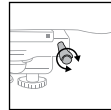
## VALUE PLUS (VP) - 90

**Overview:** Task applications which require extensive adjustability. Center pivot tilting action with infinite tilt lock. Suitable for chairs with independent seat and back construction. "J-Bar" construction provides enhanced visual appeal.



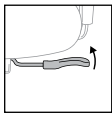
### 1 | Seat Height Adjustment

To raise the chair, lift the paddle up while lifting your weight from the seat until you reach the desired height.  
Release the paddle to lock into place.  
To lower the chair, lift the paddle up allowing your weight to push the seat down to the desired height.  
Release the paddle to lock into place.



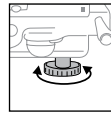
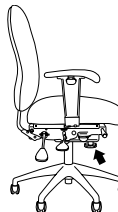
### 2 | Forward Seat Angle Adjustment

To tilt the seat forward, first recline slightly in the chair and then rotate handle clockwise until desired angle is reached.  
To return to a neutral position, rotate



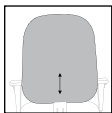
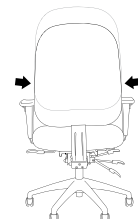
### 3 | Seat Depth Adjustment

To adjust the seat depth, lift up on paddle and simultaneously lift your weight from the seat while sliding the seat forward or backward.  
Release the paddle to lock the seat in place.



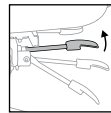
### 4 | Tension Control

Leaning back in the chair, decide if the resistance of the chair is comfortable.  
If it is too stiff, rotate the tension knob counter-clockwise. If the chair does not provide enough resistance, turn the knob clockwise.



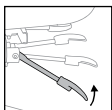
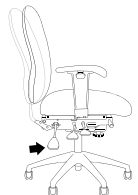
### 5 | Back Height Adjustment

To adjust back height, lean forward and grasp the sides of the outside back.  
To raise, slide the back up. To lower, slide it all the way to the top and then lower to desired height. Release to lock in place.



### 6 | Infinite Tilt Lock

To adjust the recline angle, pull the paddle up to unlock it.  
Recline to the desired position and push the paddle down to lock in place.

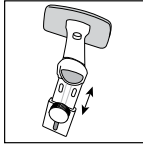
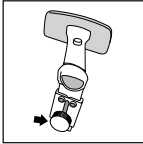


### 7 | Back Angle Adjustment

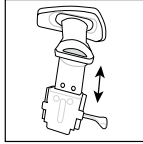
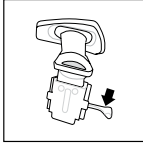
To increase the angle of the back, lift the paddle up while putting your weight on the back of the chair until desired angle.  
Release the paddle to lock.  
To decrease the angle of the back, lift the paddle up while removing your weight from the back until you reach the desired angle.  
Release the paddle to lock into place.

# ARM ADJUSTMENTS

## ARM WIDTH OPTION SPECIFICATIONS



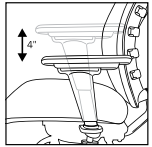
**AWK:** Arm width adjustment with a turn knob.  
Available for:  
NA (No Arms), AT, WA, T2, 4D, MF, TW.



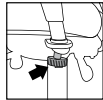
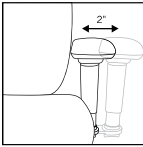
**AWL:** Arm width adjustment with lever.  
Available for: T2, 4D and TW only.  
Not available with AT arms or products with a shroud.  
Standard with MF Arms.

## MULTI-FUNCTIONAL ARM - MF

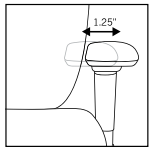
(Adjustable 4" height, pivots and slides side to side and front to back)



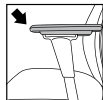
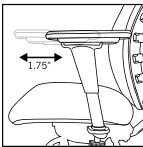
**Arm Height Adjustment**  
To increase the arm height, press the button on the outside of the arm and pull up on the arm until the desired height is reached. The release the button. To lower the arm height, press the button again until desired height is reached and release the button.



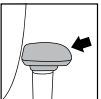
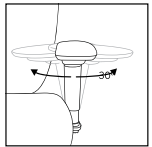
**Width Adjustment [Optional]**  
To adjust the arm width, loosen the knob found under the seat, move the arm to the desired width and tighten the knob to lock in place.



**Arm Cap Adjustment - Side to Side**  
Arm caps can be moved inward or outward by pressing the button on the inside of the arm cap and sliding the cap in the desired position.



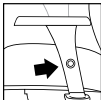
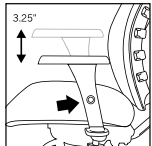
**Arm Cap Adjustment - Front to Back**  
To change arm cap depth, press the button on the inside of the arm cap and slide forwards or backwards to desired position.



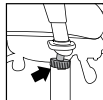
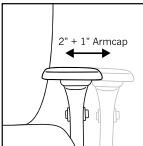
**Arm Cap Adjustment - Pivot**  
To change the angle of the arm cap, press the button on the inside of the arm cap and twist the arm cap either left or right.

## 4 DIMENSIONAL ARM - 4D


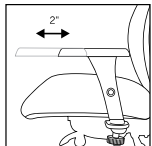
(Adjustable 3.25" height, cap pivots inwards and slides side to side and front to back (width adjustment optional))



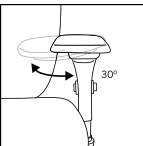
**Arm Height Adjustment**  
To adjust the arm height, push the button in and move the arm to the desired height. Release the button to lock in place.



**Width Adjustment (Optional)**  
To adjust the arm width, loosen the knob found under the seat, move the arm to the desired width and tighten the knob to lock in place.  
AWK and AWL available on most models.  
Note: Optional on some models



**Arm Cap Adjustment - Front and Back**  
Arm caps can be moved in or out by sliding the cap in the desired direction.

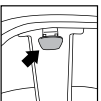
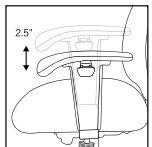


**Arm Cap Adjustment - Side to Side**  
Arm caps can be moved in or out by sliding the cap in the desired direction.

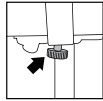
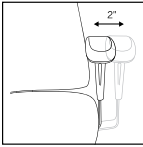
**Pivot Inwards**  
Arm caps can be moved in or out by sliding the cap in the desired direction.

## ADJUSTABLE T ARM - AT

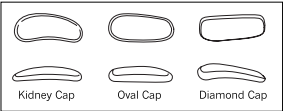
(Adjustable 2.5" height (width adjustment optional))



**Arm Height Adjustment**  
To adjust the arm height, push the button up and move the arm to the desired height. Release the button to lock in place.



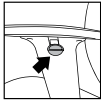
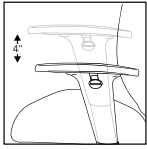
**Arm Width Adjustment (Optional)**  
To adjust the arm width, loosen the knob found under the seat, move the arm to the desired width and tighten the knob to lock in place.  
AWK is standard, AWL not available with this arm.  
Note: Optional on some models



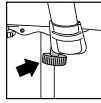
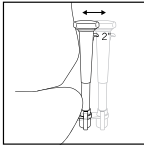
# ARM ADJUSTMENTS

## TASK 2 ARM - T2

(Adjustable 4" height (width adjustment optional))



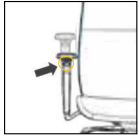
**Arm Height Adjustment**  
To adjust the arm height, push the button up and move the arm to the desired height.  
Release the button to lock in place.



**Arm Width Adjustment (Optional)**  
To adjust the arm width, loosen the knob found under the seat, move the arm to the desired width and tighten the knob to lock in place.  
AWK and AWL available on most models.

## L1 WITH ARM - WA

(Adjustable 4" height)



**Arm Height Adjustment**  
To adjust the arm height, push the button in at the front of the arm and move the arm to the desired height.  
Release the button to lock in place.



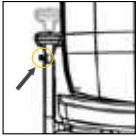
**Arm Width Adjustment**  
To adjust the arm width, pull the lever open to unlock the arm, move the arm to the desired width and close the lever to lock in place.



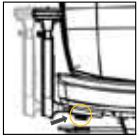
**Arm Cap Adjustment - Front and Back**  
Arm caps can be moved forward or backwards by sliding the cap in the desired direction.

## ENTAIL WITH ARM - WA

(Adjustable 4" height)



**Arm Height Adjustment**  
To adjust the arm height, press the lever located under the arm cap to raise or lower the arm.  
Release the lever to lock in place.



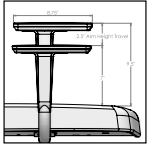
**Arm Width Adjustment**  
To adjust the arm width, loosen the knob found under the seat, move the arm to the desired width and tighten the knob to lock in place.



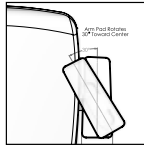
**Arm Cap Adjustment - Front and Back**  
Arm caps can be moved forward or backwards by sliding the cap in the desired direction.

## PROPRIETARY DUAL ARM - L2

(Adjustable 2.5" height and rotates 30° inward)



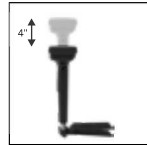
**Arm Height Adjustment**  
To adjust the arm height, press the button on the outside of the arm and pull the arm pad up to the desired height. There are 6 positions of height.



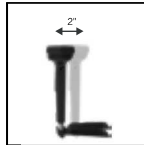
**Arm Cap Adjustment**  
Arm caps can be tilted inward to provide forearm support.

## T7 ARM - T7

(Adjustable 4" height and rotates 360°, width adjustment included)



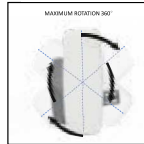
**Arm Height Adjustment**  
To adjust the arm height, push the button in on the side and move the arm to the desired height.  
Release the button to lock in place.



**Arm Width Adjustment**  
To adjust the arm width, loosen the knob found under the seat, move the arm to the desired width and tighten the knob to lock in place.



**Arm Cap Adjustment**  
To adjust the arm cap inward, slide the arm cap to the desired position.



**Arm Cap Swivel Adjustment**  
Arm caps can be rotated 360 degrees. Simply rotate to the desired position.



**CUSTOMER'S OWN  
MATERIAL (COM)/LEATHER (COL)**

For any COM fabric application, please request the official COM notification form QSF 182. One memo sample (6" x 6") of all COM/COL fabrics must be submitted for approval with the following information:

1. Customer Purchase Order
2. Chair Name/Model Code/Quantity
3. Fabric Supplier
4. Fabric Name/Number/Color
5. Ship To: address

Memo samples to be shipped to:

ALLSEATING CORPORATION  
Attn: Customer Service Department  
5800 Avebury Road, Unit #3  
Mississauga, ON L5R 3M3  
CANADA

Allseating is not responsible for the return of samples; nor the durability, color inaccuracies, dye lot variations, tailoring quality or other defects of any COM/COL.

Upon application approval of COM/COL, fabric must be sent to corporate headquarters with the following:

1. COM/COL Notification Form
2. Commercial Invoice
3. NAFTA Certificate – If shipment originates from the U.S.A.
4. Your company name & contact person
5. Your purchase order number

On your Purchase Order, the following information must be supplied to the factory regarding COM/COL fabric:

1. Manufacturer's name
2. Correct model number to which COM or COL is to be applied
3. A sample (6" x 6") of the COM or COL
4. Instructions for proper application
5. Manufacturer's pattern and color number
6. Correct side of fabric

When no instructions are received with your COM or COL, Allseating will use our own judgment with no recourse. Extended lead times may occur if COM or COL is not properly identified when received by Allseating. Allseating is not responsible for any unclaimed COM/COL 30 days beyond shipment of goods.

COM yardage shown in the Price Catalog is based on single chair requirements. For multiples, the yardage may be reduced, please call Customer Service for details. Regular COM orders will be charged at Group 2 pricing and regular COL orders will be charged at Group 4 pricing.

Allseating reserves the right to reject any COM Fabric or COL Material which, in our opinion, is unsuitable. COM fabric must be supplied in one piece. Where patterns or repeats are involved additional yardage may be required.

All COM/COL orders will not be scheduled for production until Customer Service receives confirmation from our warehouse or receiving department that the fabric has arrived. Shipping will be approximately 4 weeks from receipt of fabric.

All items are available with material furnished by the customer. Yardage requirements listed in our price list are based on 54" wide plain material. Generally, additional yardage is required if striped or patterned material is used, if pattern requires matching or if width of material is less than 54" wide. Please contact customer service to determine additional yardage requirements. Though every effort has been made to estimate additional yardage required, Allseating takes no responsibility where additional material must be ordered.

For patterns with a repeat distance of 0"- 9" please estimate an additional 10% in yardage. For a repeat distance of 10"- 20" please estimate an additional 20% in yardage. Any repeat higher than 20" please contact customer service to determine additional yardage requirements.

If you wish to provide your own leather, please estimate 17 square feet of leather per yard of material required, based on the yardage requirement listed for each piece. Allseating will not order special leather from any supplier other than their own.

Allseating can take no responsibility for tailoring, wearability or application of COM/COL covers. Allseating is not held responsible for receipt of defective fabrics, as they are all applied as first quality goods. COM/COL is applied at customer's own risk and Allseating assumes no liability

# CUSTOMER'S OWN MATERIAL (COM)/LEATHER (COL)

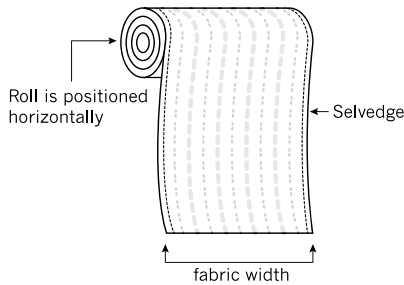
## ALL STANDARD SEATING FABRICS ARE APPLIED RIGHT WAY (OFF-THE-BOLT)

Usually, seating fabrics are patterned to run Right-Way (off-the-bolt). Allseating will upholster all seating products with the fabric pattern running off the bolt unless special instructions stating otherwise are received. (Upcharges may apply)

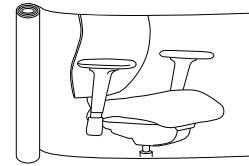
### Right Way Application (Off The Bolt)

To avoid unnecessary confusion, always specify Right Way or Railroad.

Explanation of what Railroad and Right Way means.



**RW = Right Way**  
(As woven) or Top Right  
or In and Out of Both or  
Up the Goods



**RR = Railroad**  
or Selvedge to Top

## FABRIC UPGRADE CHART FOR FABRICS GRADED 9 – 12

Determine the amount of fabric required for the product by referencing the COM yardage requirements as published. Once yardage has been determined, add the indicated list amount in the chart below to the published Group 8 price and discount as required.

Yardage	Grade 9	Grade 10	Grade 11	Grade 12
0.5	\$37	\$73	\$111	\$147
0.75	\$56	\$110	\$166	\$220
1	\$74	\$146	\$221	\$293
1.25	\$93	\$183	\$276	\$366
1.5	\$111	\$219	\$332	\$440
1.75	\$130	\$256	\$387	\$513
2	\$148	\$292	\$442	\$586
2.25	\$167	\$329	\$497	\$659
2.5	\$185	\$365	\$553	\$733
2.75	\$204	\$402	\$608	\$806
3	\$222	\$438	\$663	\$879
3.25	\$241	\$475	\$718	\$952
3.5	\$259	\$511	\$774	\$1,026
3.75	\$278	\$548	\$829	\$1,099
4	\$296	\$584	\$884	\$1,172
4.25	\$315	\$621	\$939	\$1,245
4.5	\$333	\$657	\$995	\$1,319
4.75	\$352	\$694	\$1,050	\$1,392
5	\$370	\$730	\$1,105	\$1,465
5.25	\$389	\$767	\$1,160	\$1,538
5.5	\$407	\$803	\$1,216	\$1,612
5.75	\$426	\$840	\$1,271	\$1,685
6	\$444	\$876	\$1,326	\$1,758
6.25	\$463	\$913	\$1,381	\$1,831
6.5	\$481	\$949	\$1,437	\$1,905
6.75	\$500	\$986	\$1,492	\$1,978
7	\$518	\$1,022	\$1,547	\$2,051
7.25	\$537	\$1,059	\$1,602	\$2,124
7.5	\$555	\$1,095	\$1,658	\$2,198
7.75	\$574	\$1,132	\$1,713	\$2,271

Yardage	Grade 9	Grade 10	Grade 11	Grade 12
8	\$592	\$1,168	\$1,768	\$2,344
8.25	\$611	\$1,205	\$1,823	\$2,417
8.5	\$629	\$1,241	\$1,879	\$2,491
8.75	\$648	\$1,278	\$1,934	\$2,564
9	\$666	\$1,314	\$1,989	\$2,637
9.25	\$685	\$1,351	\$2,044	\$2,710
9.5	\$703	\$1,387	\$2,100	\$2,784
9.75	\$722	\$1,424	\$2,155	\$2,857
10	\$740	\$1,460	\$2,210	\$2,930
10.25	\$759	\$1,497	\$2,265	\$3,003
10.5	\$777	\$1,533	\$2,321	\$3,077
10.75	\$796	\$1,570	\$2,376	\$3,150
11	\$814	\$1,606	\$2,431	\$3,223
11.25	\$833	\$1,643	\$2,486	\$3,296
11.5	\$851	\$1,679	\$2,542	\$3,370
11.75	\$870	\$1,716	\$2,597	\$3,443
12	\$888	\$1,752	\$2,652	\$3,516
12.25	\$907	\$1,789	\$2,707	\$3,589
12.5	\$925	\$1,825	\$2,763	\$3,663
12.75	\$944	\$1,862	\$2,818	\$3,736
13	\$962	\$1,898	\$2,873	\$3,809
13.25	\$981	\$1,935	\$2,928	\$3,882
13.5	\$999	\$1,971	\$2,984	\$3,956
13.75	\$1,018	\$2,008	\$3,039	\$4,029
14	\$1,036	\$2,044	\$3,094	\$4,102
14.25	\$1,055	\$2,081	\$3,149	\$4,175
14.5	\$1,073	\$2,117	\$3,205	\$4,249
14.75	\$1,092	\$2,154	\$3,260	\$4,322
15	\$1,110	\$2,190	\$3,315	\$4,395



# HOW TO ORDER YOUR ALLSEATING CHAIR

Select your chair, follow the steps below and enter corresponding codes in the boxes along the bottom of the page:

[illegible]**BASE LIST PRICE** (based on fabric grade)

## MODEL CODE

## OPTIONS

NOTE: For complete credit information, please refer to Allseating's 'Order Acceptance Policy' and 'Credit Terms' available in this catalog, under 'Conditions of Sale'.

If you have any questions about your order or the ordering process, please contact Allseating's Customer Service Department at 1 800 563 3502.

Specifications and Pricing valid at time of publishing.  
Please refer to SpecAll™ for most up-to-date information  
at [www.allseating.com](http://www.allseating.com)

## MODEL CODE

To determine your Model Code refer to the Series, Back Style, Controls (or Leg), available and the upcharge (if applicable) for each option. Select the desired configuration and place the corresponding number in the boxes noted at the bottom of the page.

### OPTION CODE

Refer to the Arms, Finishes, Option Code etc. for the availability and the upcharge for each option. Choose the options you require, and fill in the boxes with the appropriate code. If multiple options are desired, simply separate with a hyphen. If you do not fill in any option codes, you will be shipped the standard components.

## FABRIC CODE

Refer to the Allseating fabric cards, and select your fabric. The pricing pages indicate list prices for Group 1 - Group 8 Fabrics, as well as Leather 1-3 (for Groups 9 - 12 please see page 19 for pricing). Enter your selected Fabric Code into the appropriate box. Allseating customers may provide their own fabric or leather, and if you wish to do so, please see page 18 for COM and COL information.

Check your completed codes for accuracy and YouToo with Synchro Tilt, M2 Mesh in Platinum, T2 Arms with AWK, Dual Surface Casters and Seat Slider with Atlantic Fabric (F-A66064), your completed model code should look like this:

84012-T2-BK-2PT-SS-AWK-LH-KD-F-OCDAN

**Model Code:** 84012

**Option Code:** T2 - BK - 2PT - AWK - SS - LH

**Fabric Code:** F-A66064

## DETERMINE YOUR FINAL LIST PRICE

The group of the fabric you select determines the list price of your chair. Please refer to the price chart at the top of the pricing page to determine the list price. If options are selected, add the corresponding upcharge to the list price.

For example, using the same model as above with a Grade 3 fabric the base list price will be: **\$1,070**

With the options note:

84012 (with Grade 3 fabric) \$1,070

**T2 \$105 + 2PT \$25 + SS \$79 + AWK \$29 + LH \$28**

**FINAL LIST PRICE = \$1,248**

# HOW TO ORDER YOUR ALLSEATING CHAIR

## PLACE YOUR ORDER!

Email the following information to Allseating's Order Entry Department at [orders@allseating.com](mailto:orders@allseating.com) (or fax 1 800 272 9911):

- 1 | Completed Model Code with corresponding Options and Fabric codes.
- 2 | Final pricing. Please ensure that you calculate all of your selected options into your final price, as well as any discounts.
- 3 | Completed Purchase Order on company stationery or company letterhead, and include:
  - a purchaser's signature
  - a ship to address
  - contact name, phone number and e-mail address
  - **if available, please include SIF, XML or 20/20 Worksheet with purchase order.**

Please ensure that the Purchase Order is made out to:

Allseating  
5800 Avebury Road, Unit 3  
Mississauga, Ontario Canada  
L5R 3M3

You will receive an automated order confirmation within 72 hours of receiving your Purchase Order, providing all correct information is received. Thank you in advance!

## FREIGHT SERVICES

Please be aware that Allseating's standard is to ship in KD (Knocked Down) format. However, in order for us to provide you with the best value and help you control your costs, Allseating offers 3 flat rate freight options: KD-Knocked Down, BW-Fully Assembled Blanket Wrapped and FA-Fully Assembled in a Carton (minimum order quantity of 25 units/seats applies). Where available, these options are detailed on each product page with a model code and price. For each of these freight options, Allseating will select carriers at their discretion. Allseating's standard shipping is "Best Way" which is typically "Dock to Dock". Recipients are required to arrange for people to receive and unload the contents of the trailer. Should an appointment be required with your receiving dock, this must be indicated on your purchase order and the freight company will reach out 24 hours in advance for a delivery appointment. Should you require any special freight services that are not included with our standard freight, the Allseating Sales Support Team will gladly assist you. However, for your convenience, we have provided an estimated price associated with the services commonly requested. Please ensure that you indicate one of the three (3) Freight Requirements offered in your model code: **AS** - Allseating Standard, **GD** - Guaranteed Delivery Date and Time (quote required) or **FQ** - Special Freight Service (quote required).

Please note the following freight service costs and ensure you indicate the quote reference # and charge provided by Sales Support on your Purchase Order:

ALLSEATING FREIGHT SERVICE*	NET PRICE	MODEL CODE
Guaranteed Delivery Date and Time	Call for quote	GD
Inside delivery	Call for quote	FQ
Residential Delivery	Call for quote	FQ
Shipments requiring to be palletized	Call for quote	FQ
Delivery before/after hours and/or weekends	Call for quote	FQ
Shipping points beyond standard zones (remote locations)	Call for quote	FQ
Overseas deliveries	Call for quote	FQ
Smaller truck required	Call for quote	FQ
Deliveries outside the 48 contiguous states and Canada (including NWT, YK, NU)	Call for quote	FQ
No Dock but accessible to 53 foot trailer	\$150 per truck	FQ
Not accessible to 53 foot trailer / small truck	\$300 per truck	FQ
Curbside delivery with 53 foot trailer	\$150 per truck	FQ
After hours	\$600 per truck	FQ
Power Tailgate	\$300 per truck	FQ
Military Base where US driver required for delivery	\$500 per truck	FQ
Driver Assist	\$300 per truck	FQ
Waiting*	\$125 /hour	

\*Please note that ALL services (including Allseating's Standard delivery) have a specific window for trucks to be unloaded (LTL=1 hour, FTL=2 hours). Any wait time outside of that window will incur charges at \$125/hour.

## MESH APPLICATION

MESH	MODEL CODE	COLOR NAME	YOU	LEVO	EIGHTY TWO	ENTAIL	INERTIA	ZIP	L1	FLUID	FOSTER
M1 [ENTAIL]	1ON	ONYX		•		•	•				
	1CN	CARBON		•		•	•				
	1CO	CAROB		•		•	•				
	1CR	CRIMSON		•		•	•				
	1CU	CURRENT		•		•	•				
	1DU	DUNE		•		•	•				
	1HZ	HAZE		•		•	•				
	1MA	MAIZE		•		•	•				
	1MI	MIDNIGHT		•		•	•				
	1PC	PACIFIC		•		•	•				
	1SA	SAGE		•		•	•				
	1SK	SMOKE		•		•	•				
	1CV	COVE		•		•	•				
	1AU	AUTUMN		•		•	•				
M2 [FLUID, FOSTER, YOU MESH]	2IR	IRON	•			•	•	•	•	•	•
	2PT	PLATINUM	•			•	•	•	•	•	•
	2ZC	ZINC	•			•	•	•	•	•	•
	2CP	COPPER	•			•	•	•	•	•	•
	2PW	PEWTER	•			•	•	•	•	•	•
	2BR	BRONZE	•			•	•	•	•	•	•
	2PA	PATINA	•			•	•	•	•	•	•
	2GO	GOLD	•			•	•	•	•	•	•
	2RH	RHODIUM	•			•	•	•	•	•	•
M3 [FLUID, FOSTER, YOU MESH]	3EB	EBONY	•			•	•	•		•	•
	3CB	COBALT	•			•	•	•		•	•
	3SI	SILICA	•			•	•	•		•	•
	3SD	SANDSTONE	•			•	•	•		•	•
	3DG	DARK GREY	•			•	•	•		•	•
M4 [HONEYCOMB]	4BH	BLACK HONEYCOMB	•			•	•	•		•	
M7 [INERTIA]	7BK	BLACK					•				
	7NY	NAVY					•				
	7SB	SKY BLUE					•				
	7GR	GREY					•				
	7SV	SILVER					•				
	7SD	SANDSTONE					•				
	7GA	GREEN APPLE					•				
	7FL	FLARE					•				
M8 [ZIP]	8HM	HORIZONTAL						•			
	8SM	SHEER LATITUDE						•			
M9	9PE	PETAL	•	•					•		
	9FL	FLAME	•	•					•		
	9SU	SUNFLOWER	•	•					•		
	9BS	BLUE SPRUCE	•	•					•		
	9RE	REEF	•	•					•		
	9BA	BAMBOO	•	•					•		
	9CH	CHESTNUT	•	•					•		
	9FR	FROST	•	•					•		
	9GR	GRANITE	•	•					•		
	9CO	COSMOS	•	•					•		
M10	10C	CHARCOAL							•		
	10N	NICKLE							•		
	10F	FOG							•		
	10B	BLACK							•		
M11	11M	MIXTAPE			•						
	11S	STARDUST			•						
	11N	NEW WAVE			•						
	11A	ARCADE			•						

# ALLSEATING™ PILLOWS



## FEATURES

- Flame resistant StaminaFibre™ filling allows pillow to maintain shape and feel after numerous washes
- Includes removable cover with invisible zipper and pillow insert
- Machine washable
- Hypoallergenic

## DIMENSIONS

Square Pillow

- 16"L | 16"W
- COM: 0.5 yards

Lumbar Pillow

- 20"L | 11"W
- COM: 0.75 yards

## NOTES

- Ships fully assembled
- For BW Freight Options, must accompany a qualifying seating order where minimum quantities apply, please check with Sales Support for details
- Allseating pillows are warranted for 3 years against flattening

## TO ORDER SIMPLY FILL IN THE BLANKS

<b>E4P</b>	—		—		—		—	
<b>SERIES</b>		<b>SHAPE</b>		<b>FREIGHT OPTION</b>		<b>FREIGHT REQUIREMENTS</b>		<b>FABRIC CODE</b> Please refer to allseating.com for fabric codes.

## BASE PRICE | \$120 E4P01

### DESCRIPTION

Allseating pillows provide the perfect amount of support and comfort while also lending complimentary accent colours to our lounge seating

Code	Grade 1	Grade 2/ COM	Grade 3	Grade 4/ COL	Grade 5	Grade 6	Grade 7	Grade 8	Leather 1	Leather 2	Leather 3
E4P01	\$120	\$141	\$155	\$173	\$188	\$216	\$248	\$283	\$360	\$394	\$497
E4P02	\$148	\$162	\$171	\$183	\$194	\$212	\$233	\$257	\$308	\$331	\$399

SERIES	E4P	Allseating Pillows	QS	\$
SHAPE	01	Lumbar Pillow [11" x 21"]		-
	02	Square Pillow [16" x 16"]		\$25
FREIGHT OPTIONS	FA	Fully Assembled in a Carton		-
	BW	Blanket Wrapped [available if combined with qualified seating]		-
FREIGHT REQUIREMENTS	AS	Allseating Standard		-
	FQ	Special Freight Instructions (Call for Quote)		VAR
	GD	Guaranteed Delivery Date and Time (Call for Quote)		VAR





# ASTUTE® FULLY UPHOLSTERED

**BASE PRICE | \$572****25054-NA**

MODEL CODE	Grade 1	Grade 2/ COM	Grade 3	Grade 4/ COL	Grade 5	Grade 6	Grade 7	Grade 8	Leather 1	Leather 2	Leather 3
SEAT	\$286	\$304	\$315	\$330	\$343	\$366	\$392	\$422	\$486	\$514	\$600
BACK	\$286	\$304	\$315	\$330	\$343	\$366	\$392	\$422	\$486	\$514	\$600

**FEATURES**

- Standard nylon glide
- Polished aluminum arms
- Wall-Saving designed frame
- Stacks 7 high on dolly, 4 on the floor
- Caster stacking
- Shroud included

**DIMENSIONS**

- Overall Armless:  
33.88"H | 20.93"W | 22.75"D
- Overall Penguin Arm 4-Leg:  
33.88"H | 26.5"W | 22.75"D
- Overall Loop Arm 4-Leg:  
33.88"H | 24.25"W | 22.75"D
- Seat: 18"W | 17.38"D | 19"H
- Back: 14"H | 18"W
- COM Back: 0.75 yards
- COM Seat: 0.75 yards
- COM: 1.25 yards

**NOTES**

- Ships fully assembled for BW Freight Options, a 25 unit minimum order applies
- For orders of less than 2, a cartoning surcharge of \$22 net will be incurred per order.
- Ganging brackets shipped separately: Requires Installation.
- This product meets the requirements set forth in ANSI/BIFMA X5.1-2011 and is warranted for users up to 350 lbs.
- Dimensions are dependant on options selected. Product can be configured to comply with BIFMA G1-2002 Guidelines.
- Felt covered glides are suitable for use on hardwood, marble.
- Chrome Rockers best used on uneven floors, but are also suitable for all floor types

<b>SERIES</b>	<b>25</b>	<b>Astute Fully Upholstered</b>	<b>QS</b>	<b>\$</b>
<b>BACK STYLE</b>	<b>0</b>	Midback		-
<b>LEG</b>	<b>54</b>	Stackable 4-Leg		-
	<b>50</b>	Stackable Sled (will not stack with loop arm)		\$10
<b>ARM</b>	<b>N</b>	No Arm [Arm Finish Selection Still Required]		-
	<b>G</b>	Penguin Arm		\$70
	<b>L</b>	Loop Arm (will not stack with sled base)		\$120
<b>ARM FINISH</b>	<b>PA</b>	Polished Aluminum		-
	<b>PM</b>	Painted to Match Frame		-
<b>FRAME FINISH</b>	<b>CM</b>	Chrome		\$65
	<b>MON</b>	Matte Onyx		-
	<b>MSK</b>	Matte Smoke		-
	<b>PON</b>	Onyx		-
	<b>PSK</b>	Smoke		-
	<b>PMI</b>	Midnight		-
<b>TRIM FINISH (glides + shroud)</b>	<b>BKN</b>	Black		-
	<b>SKN</b>	Smoke		-
<b>OPTIONS</b>	<b>CA</b>	Carpet Casters [Black Trim Only]		\$48
	<b>TC</b>	Dual Surface Casters [Black Trim Only]		\$55
	<b>CR</b>	Chrome Rocker [Black Trim Only]		\$26
	<b>FG</b>	Felt Glides (4-Leg + Black Trim only)		\$16
	<b>FG</b>	Felt Glides (Sled)		\$16
	<b>GB</b>	Ganging Bracket (No Arm only)		\$21
<b>FREIGHT OPTIONS</b>	<b>FA</b>	Fully Assembled in a Carton		-
	<b>BW</b>	Blanket Wrapped Fully Assembled [25 Unit Minimum]		\$35
<b>FREIGHT REQUIREMENTS</b>	<b>AS</b>	Allseating Standard		-
	<b>FQ</b>	Special Freight Instructions (Call for Quote)		VAR
	<b>GD</b>	Guaranteed Delivery Date and Time (Call for Quote)		VAR

	<b>ASTUTE Dolly 14</b>	Please ensure dolly has separate model/line item with quantities specified.	\$515
--	------------------------	---	-------

**TO ORDER SIMPLY FILL IN THE BLANKS**

25	0									
SERIES	BACK STYLE	LEG	ARM	ARM FINISH	FRAME FINISH	TRIM FINISH	OPTIONS For additional options separate with ( ) hyphen.	FREIGHT OPTION	FREIGHT REQUIREMENTS	FABRIC CODE Please refer to allseating.com for fabric codes.



# ASTUTE® FULLY UPHOLSTERED STOOL

**BASE PRICE | \$612**  
**25052-NPA/NPM**

MODEL CODE	Grade 1	Grade 2/ COM	Grade 3	Grade 4/ COL	Grade 5	Grade 6	Grade 7	Grade 8	Leather 1	Leather 2	Leather 3
SEAT	\$306	\$324	\$335	\$350	\$363	\$386	\$412	\$442	\$506	\$534	\$620
BACK	\$306	\$324	\$335	\$350	\$363	\$386	\$412	\$442	\$506	\$534	\$620

## FEATURES

- Standard nylon glide
- Polished aluminum arms
- Wall-Saving designed frame
- Stacks 7 high on dolly, 4 on the floor
- Shroud included

## DIMENSIONS

- Bar Overall Armless:  
46.9"H | 21.8"W | 22.75"D
- Bar Overall Penguin Arm:  
46.9"H | 26.6"W | 22.75"D
- Bar Overall Loop Arm:  
46.9"H | 24.3"W | 22.75"D
- Bar Seat: Seat:  
31.1"H | 18.2"W | 17.2"D
- Counter Overall Armless:  
41.5"H | 21.4"W | 22.74"D
- Counter Overall Penguin Arm:  
41.5"H | 26.6"W | 22.75"D
- Counter Overall Loop Arm:  
41.5"H | 24.3"W | 22.75"D
- Counter Seat:  
25.7"H | 18.2"W | 17.2"D
- COM Seat: 1.25 yds

## NOTES

- Ships fully assembled for BW Freight Options, a 25 unit minimum order applies
- For orders of less than 2, a cartoning surcharge of \$22 net will be incurred per order.
- This product meets the requirements set forth in ANSI/BIFMA X5.1-2011 and is warranted for users up to 350 lbs.
- Dimensions are dependant on options selected. Product can be configured to comply with BIFMA G1-2002 Guidelines.
- Felt covered glides are suitable for use on hardwood, marble.
- Chrome Rockers best used on uneven floors, but are also suitable for all floor types

SERIES	25	Astute Fully Upholstered	QS	\$
BACK STYLE	0	Midback		-
LEG	52	Counter 4-Leg		-
	53	Counter Sled (will not stack with loop arm)		\$10
	55	Bar 4-Leg		\$30
	56	Bar Sled (will not stack with loop arm)		\$40
ARM	N	No Arm [Arm Finish Selection Still Required]		-
	G	Penguin Arm		\$70
	L	Loop Arm (will not stack with sled base)		\$120
ARM FINISH	PA	Polished Aluminum		-
	PM	Painted to Match Frame		-
FRAME FINISH	CM	Chrome		\$65
	MON	Matte Onyx		-
	MSK	Matte Smoke		-
	PON	Onyx		-
	PSK	Smoke		-
	PMI	Midnight		-
TRIM FINISH (glides + shroud)	BKN	Black		-
	SKN	Smoke		-
OPTIONS	CR	Chrome Rocker [Black Trim Only]		\$26
	FG	Felt Glides (4-Leg + Black Trim only)		\$16
	FG	Felt Glides (Sled)		\$16
FREIGHT OPTIONS	FA	Fully Assembled in a Carton		-
	BW	Blanket Wrapped Fully Assembled [25 Unit Minimum]		\$35
FREIGHT REQUIREMENTS	AS	Allseating Standard		-
	FQ	Special Freight Instructions (Call for Quote)		VAR
	GD	Guaranteed Delivery Date and Time (Call for Quote)		VAR

	ASTUTE Dolly 14	Please ensure dolly has separate model/line item with quantities specified.	\$515
--	--------------------	---	-------

## TO ORDER SIMPLY FILL IN THE BLANKS

25	0										
SERIES	BACK STYLE	LEG	ARM	ARM FINISH	FRAME FINISH	TRIM FINISH	OPTIONS For additional options separate with (-) hyphen.	FREIGHT OPTION	FREIGHT REQUIRE- MENTS	FABRIC CODE Please refer to allseating.com for fabric codes.	



# ASTUTE® +PLUS FULLY UPHOLSTERED

## BASE PRICE | \$758

### 25454-LPA/LPM

MODEL CODE	Grade 1	Grade 2/ COM	Grade 3	Grade 4/ COL	Grade 5	Grade 6	Grade 7	Grade 8	Leather 1	Leather 2	Leather 3
SEAT	\$379	\$414	\$437	\$467	\$493	\$539	\$592	\$650	\$778	\$835	\$1,007
BACK	\$379	\$414	\$437	\$467	\$493	\$539	\$592	\$650	\$778	\$835	\$1,007

## FEATURES

- Standard nylon glide
- Polished aluminum loop arms
- Wall-Saving designed frame
- Does not stack
- Loop arms allow for easy ingress/egress

## DIMENSIONS

- Overall: 34"H | 32"W | 24"D
- Seat: 18"H | 26"W | 18"D
- Back: 17"H | 26"W
- COM: 2.5 yd.

SERIES	25	Astute Fully Upholstered	QS	\$
BACK STYLE	4	Plus		-
LEG	54	4-Leg		-
ARM	L	Loop Arm		-
ARM FINISH	PA	Polished Aluminum		-
	PM	Painted to Match Frame		-
FRAME FINISH	CM	Chrome		\$65
	MON	Matte Onyx		-
	MSK	Matte Smoke		-
	PON	Onyx		-
	PSK	Smoke		-
	PMI	Midnight		-
TRIM FINISH (glides + shroud)	BKN	Black		-
OPTIONS	FG	Felt Glides		\$16
FREIGHT OPTIONS	FA	Fully Assembled in a Carton		-
	BW	Blanket Wrapped Fully Assembled [25 Unit Minimum]		\$35
FREIGHT REQUIREMENTS	AS	Allseating Standard		-
	FQ	Special Freight Instructions (Call for Quote)		VAR
	GD	Guaranteed Delivery Date and Time (Call for Quote)		VAR

## NOTES

- Ships fully assembled for BW Freight Options, a 25 unit minimum order applies
- For orders of less than 2, a cartoning surcharge of \$22 net will be incurred per order.
- This product meets the requirements set forth in ANSI/BIFMA X5.1-2011 and is warranted for users up to 500 lbs.
- Dimensions are dependant on options selected. Product can be configured to comply with BIFMA G1-2002 Guidelines.
- Felt covered glides are suitable for use on hardwood, marble.

## TO ORDER SIMPLY FILL IN THE BLANKS

25	4	54	L			BKN				
SERIES	BACK STYLE	LEG	ARM	ARM FINISH	FRAME FINISH	TRIM FINISH	OPTIONS For additional options separate with (-) hyphen.	FREIGHT OPTION	FREIGHT REQUIREMENTS	FABRIC CODE Please refer to allseating.com for fabric codes.





# ASTUTE® GUEST WOOD

DESIGN | BUSK + HERTZOG

OPEN MARKET

## BASE PRICE | \$895

24054-NPA/NPM

### FEATURES

- Standard nylon glide
- A choice of either Beech ply in 3 finishes: Light, Medium, and Dark or Walnut ply in 2 finishes: Medium and Dark
- Polished aluminum arms
- Wall-Saving designed frame
- Optional upholstered seat
- Stacks 14 high on dolly, 7 with upholstered seats
- Stacks 6 on the floor, 4 with upholstered seats
- Caster stacking
- Shroud included with optional upholstered seat

### DIMENSIONS

- Overall Armless:  
33.88"H | 20.93"W | 22.75"D
- Overall Penguin Arm 4-Leg:  
33.88"H | 26.5"W | 22.75"D
- Overall Loop Arm 4-Leg:  
33.88"H | 24.25"W | 22.75"D
- Seat: 18"W | 17.375"D
- Back: 14"H | 18"W
- Upholstered seat will add 0.75" to seat height
- COM: 0.75 yd.

### NOTES

- Ships fully assembled, for BW Freight Option, a 25 unit minimum order applies.
- For orders of less than 2, a cartoning surcharge of \$22 net will be incurred per order.
- Ganging brackets shipped separately: Requires Installation.
- This product meets the requirements set forth in ANSI/BIFMA X5.1-2011 and is warranted for users up to 350 lbs.
- Dimensions are dependant on options selected. Product can be configured to comply with BIFMA G1-2002 Guidelines.
- Felt covered glides are suitable for use on hardwood, marble.
- Chrome Rockers best used on uneven floors, but are also suitable for all floor types

Wood Seat and Back	Grade 1	Grade 2/ COM	Grade 3	Grade 4/ COL	Grade 5	Grade 6	Grade 7	Grade 8	Leather 1	Leather 2	Leather 3
\$895	\$845	\$866	\$880	\$898	\$913	\$941	\$973	\$1,008	\$1085	\$1119	\$1222

SERIES	24	Astute	QS	\$
BACK STYLE	0	Midback		-
LEG	54	Stackable 4-Leg		-
	50	Stackable Sled (will not stack with loop arm)		\$10
ARM	N	No Arm [Arm Finish Selection Still Required]		-
	G	Penguin Arm		\$70
	L	Loop Arm (will not stack with sled base)		\$120
ARM FINISH	PA	Polished Aluminum		-
	PM	Painted to Match Frame		-
FRAME FINISH	CM	Chrome		\$65
	MON	Matte Onyx		-
	MSK	Matte Smoke		-
	PON	Onyx		-
	PSK	Smoke		-
	PMI	Midnight		-
TRIM FINISH (glides + shroud)	BKN	Black		-
	SKN	Smoke		-
WOOD	LB	Striped Beech   Light		-
	MB	Striped Beech   Medium		-
	DB	Striped Beech   Dark		-
	MW	Walnut   Medium		\$160
	DW	Walnut   Dark		\$160
OPTIONS	UPH	Fully Upholstered Seat with Wood Back		VAR
	CA	Carpet Casters [Black Trim Only]		\$48
	TC	Dual Surface Casters [Black Trim Only]		\$55
	CR	Chrome Rocker [Black Trim Only]		\$26
	FG	Felt Glides (4-Leg + Black Trim only)		\$16
	FG	Felt Glides (Sled)		\$16
	GB	Ganging Bracket (No Arm only)		\$21
FREIGHT OPTIONS	FA	Fully Assembled in a Carton		-
	BW	Blanket Wrapped Fully Assembled [25 Unit Minimum]		\$35
FREIGHT REQUIREMENTS	AS	Allseating Standard		-
	FQ	Special Freight Instructions (Call for Quote)		VAR
	GD	Guaranteed Delivery Date and Time (Call for Quote)		VAR

ASTUTE Dolly 14	Please ensure dolly has separate model/line item with quantities specified.	\$515
-----------------	---	-------

### TO ORDER SIMPLY FILL IN THE BLANKS

24	0						B	S				
SERIES	BACK STYLE	LEG	ARM	ARM FINISH	FRAME FINISH	TRIM FINISH	POLYPROPYLENE BACK	POLYPROPYLENE SEAT	OPTIONS	FREIGHT OPTION	FREIGHT REQUIREMENTS	FABRIC CODE
									For additional options separate with (-) hyphen.			Please refer to allseating.com for fabric codes.





# ASTUTE® STOOL WOOD

DESIGN | BUSK + HERTZOG  
OPEN MARKET

## BASE PRICE | \$955 24052-NPA/NPM

Wood Seat and Back	Grade 1	Grade 2/ COM	Grade 3	Grade 4/ COL	Grade 5	Grade 6	Grade 7	Grade 8	Leather 1	Leather 2	Leather 3
\$955	\$895	\$916	\$930	\$948	\$963	\$991	\$1,023	\$1,058	\$1135	\$1169	\$1272

### FEATURES

- Standard nylon glide
- A choice of either Beech ply in 3 finishes: Light, Medium, and Dark or Walnut ply in 2 finishes: Medium and Dark
- Polished aluminum arms
- Wall-Saving designed frame
- Optional upholstered seat
- Stacks 10 high on dolly, 7 with upholstered seats
- Stacks 4 on the floor, 4 with upholstered seats
- Shroud included with optional upholstered seat

### DIMENSIONS

- Bar Overall Armless:  
46.9"H | 21.8"W | 22.75"D
- Bar Overall Penguin Arm:  
46.9"H | 26.6"W | 22.75"D
- Bar Overall Loop Arm:  
46.9"H | 24.3"W | 22.75"D
- Bar Seat: Seat:  
31.1"H | 18.2"W | 17.2"D
- Counter Overall Armless:  
41.5"H | 21.4"W | 22.74"D
- Counter Overall Penguin Arm:  
41.5"H | 26.6"W | 22.75"D
- Counter Overall Loop Arm:  
41.5"H | 24.3"W | 22.75"D
- Counter Seat:  
25.7"H | 18.2"W | 17.2"D
- COM Seat: 1.25 yds

### NOTES

- For orders of less than 2, a cartoning surcharge of \$22 net will be incurred per order.
- This product meets the requirements set forth in ANSI/BIFMA X5.1-2011 and is warranted for users up to 350 lbs.
- Dimensions are dependant on options selected. Product can be configured to comply with BIFMA G1-2002 Guidelines.
- Felt covered glides are suitable for use on hardwood, marble.
- Chrome Rockers best used on uneven floors, but are also suitable for all floor types

SERIES	24	Astute	QS	\$
BACK STYLE	0	Midback		-
LEG	52	Counter 4-Leg		-
	53	Counter Sled (will not stack with loop arm)		\$10
	55	Bar 4-Leg		\$30
	56	Bar Sled (will not stack with loop arm)		\$40
ARM	N	No Arm [Arm Finish Selection Still Required]		-
	G	Penguin Arm		\$70
	L	Loop Arm (will not stack with sled base)		\$120
ARM FINISH	PA	Polished Aluminum		-
	PM	Painted to Match Frame		-
FRAME FINISH	CM	Chrome		\$65
	MON	Matte Onyx		-
	MSK	Matte Smoke		-
	PON	Onyx		-
	PSK	Smoke		-
	PMI	Midnight		-
TRIM FINISH (glides + shroud)	BKN	Black		-
	SKN	Smoke		-
WOOD	LB	Striped Beech   Light		-
	MB	Striped Beech   Medium		-
	DB	Striped Beech   Dark		-
	MW	Walnut   Medium		\$160
	DW	Walnut   Dark		\$160
OPTIONS	UPH	Fully Upholstered Seat with Wood Back		VAR
	CR	Chrome Rocker [Black Trim Only]		\$26
	FG	Felt Glides (4-Leg + Black Trim only)		\$16
	FG	Felt Glides (Sled)		\$16
FREIGHT OPTIONS	FA	Fully Assembled in a Carton		-
	BW	Blanket Wrapped Fully Assembled [25 Unit Minimum]		\$35
FREIGHT REQUIREMENTS	AS	Allseating Standard		-
	FQ	Special Freight Instructions (Call for Quote)		VAR
	GD	Guaranteed Delivery Date and Time (Call for Quote)		VAR

	ASTUTE Dolly 14	Please ensure dolly has separate model/line item with quantities specified.	\$515
--	--------------------	---	-------

### TO ORDER SIMPLY FILL IN THE BLANKS

24	0						B	S				
SERIES	BACK STYLE	LEG	ARM	ARM FINISH	FRAME FINISH	TRIM FINISH	POLYPROPYLENE BACK	POLYPROPYLENE SEAT	OPTIONS For additional options separate with (-) hyphen.	FREIGHT OPTION	FREIGHT REQUIRE- MENTS	FABRIC CODE Please refer to allseating.com for fabric codes.



# ATTUNE™

DESIGN: AARON DUKE  
OPEN MARKET

**BASE PRICE | \$1,095**  
**64048**

Poly Seat and Back	Grade 1	Grade 2/ COM	Grade 3	Grade 4/ COL	Grade 5	Grade 6	Grade 7	Grade 8	Leather 1	Leather 2	Leather 3
\$1,095	\$1,245	\$1,273	\$1,291	\$1,315	\$1,336	\$1,373	\$1,415	\$1,462	\$1,565	\$1,610	\$1,747

## FEATURES

- Attune is an adaptable, lean, and light seating solution that fits seamlessly into any environment while providing superior comfort and proper ergonomic support
- Attune uses materialty by combining characteristics of high-performance elastomers and flexible plastics that offers proven durability and resistance to impact and fatigue
- Features structured, yet flexible, verticle and horizontal cutouts in back designed to reduce pressure and increase breathability
- Optional upholstered seat available
- Available in black or birch frame finish, with the choice between black, birch, smoke, current, and midnight colors for poly seat and back
- Sit to Counter and 8" Stool options available
- Armwrap available for enhanced look and to prevent friction in environments where the arm might rub against tables
- Automatic tension adjustment via weight-activation, ensuring all users experience the same level of comfort and tilt

## DIMENSIONS

- Overall: 37.6" H | 28.9" W | 28.9" D
- Back: 20.6" H | 20.5" W
- Seat: Height: 17" H | 20.5" W | 17" D
- COM: Back: 1 yard
- COM: Seat: 1 yard
- COM: Overall: 2 yards

## NOTES

- Warranted for users up to 350lbs
- Chair ships fully assembled or blanket wrapped
- This product meets the requirements set forth in ANSI/BIFMA x5.1

SERIES	64	QS	\$
BACK STYLE	0		
MECHANISM	48	Weight Activated	-
ARMS	NA	No Arm	-
	LP	Loop Arm [Matches Frame Finish]	\$100
ARM WRAP	WBK	Black Arm Wrap	\$50
	WSK	Smoke Arm Wrap	\$50
	WBR	Birch Arm Wrap	\$50
	WCU	Current Arm Wrap	\$50
	WMI	Midnight Arm Wrap	\$50
FRAME FINISH	BKN	Black	-
	BRN	Birch	\$48
POLYPROPYLENE FINISH	BK	Black	-
B FOR BACK S FOR SEAT	SK	Smoke	-
	BR	Birch	-
	CU	Current	-
	MI	Midnight	-
OPTIONS	PAD	Upholstered Seat	VAR
	HAB	High Profile Aluminum Base	\$65
	SC	Sit to Counter	\$138
	8	8" Stool Package	\$118
	LC	65mm [2.5"] Carpet Casters [Black]	-
	LH	65mm [2.5"] Dual Surface Casters [Black]	\$32
	SK	65mm [2.5"] Carpet Casters [Smoke]	\$10
	SH	65mm [2.5"] Dual Surface Casters [Smoke]	\$42
	BC	65mm [2.5"] Dual Surface Casters [Birch]	\$42
	OHC	OH Carpet Casters [adjustable]	\$63
	OHH	OH Dual Surface Casters [adjustable]	\$95
FREIGHT OPTIONS	FA	Fully Assembled in a Carton	-
	BW	Blanket Wrapped - Fully Assembled [not available when Birch Casters BC option selected]	\$55
FREIGHT REQUIREMENTS	AS	Allseating Standard	-
	FQ	Special Freight Instructions [Call for Quote]	VAR
	GD	Guaranteed Delivery Date and Time [Call for Quote]	VAR

## TO ORDER SIMPLY FILL IN THE BLANKS

64	0	48									
SERIES	BACK STYLE	CONTROL	ARM	ARM WRAP	FRAME FINISH	BACK PP FINISH	FRONT PP FINISH	OPTIONS For additional options separate with (-) hyphen.	FREIGHT OPTION	FREIGHT REQUIREMENTS	FABRIC CODE Please refer to allseating.com for fabric codes.



## AYLES™ GUEST

DESIGN | ALLSEATING  
GSA SIN | 33721

## FEATURES

- 4" Cylinder
- Aluminum lounge base
- Carpet casters

## DIMENSIONS

- Overall [Cone]:
- 37.5" - 41"H | 28"W | 28"D
- Overall [Knee Tilt]:
- 41" - 44.5" H | 28" W | 28" D
- Seat [Cone]:
- 18.25" - 21.75" H | 20" W | 17.75" D
- Seat [Knee Tilt]:
- 21.75" - 25.25" H | 20" W | 17.75" D
- Back: 20.5" H | 21" W
- COM BACK: 1.75 yd.
- COM SEAT: 1 yd.

## NOTES

- Ships fully assembled for BW Freight Options, a 25 unit minimum order applies
- This product meets the requirements set forth in ANSI/BIFMA X5.1-2011 and is warranted for users up to 350 lbs.
- \*When caster base is selected, Cone Mechanism will match

## BASE PRICE | \$1,565

41016-LB

MODEL CODE	Grade 1	Grade 2/ COM	Grade 3	Grade 4/ COL	Grade 5	Grade 6	Grade 7	Grade 8	Leather 1	Leather 2	Leather 3
SEAT	\$563	\$591	\$609	\$633	\$654	\$691	\$733	\$780	\$883	\$928	\$1,065
BACK	\$1,002	\$1,051	\$1,083	\$1,125	\$1,161	\$1,226	\$1,300	\$1,382	\$1,561	\$1,641	\$1,881

SERIES	41	Ayles	QS	\$
BACK STYLE	0	Midback		-
CONTROL	16	Cone Mechanism*		-
	35	Knee Tilt		-
	00	No Mech [Wood Base Only]		-
BASE	LB	Lounge Base		-
	BN	Black Nylon Caster Base		-
	AB	Aluminum Caster Base		\$65
	AR	Auto Return Cylinder		\$82
	LA	Wood Base   Bleached Ash		\$495
	LM	Wood Base   Medium Ash		\$495
	LD	Wood Base   Dark Ash		\$495
OPTIONS	LH	55mm Dual Surface Casters		\$32
FREIGHT OPTIONS	FA	Fully Assembled in Carton		-
	BW	Blanket Wrapped Fully Assembled (25 unit minimum)		\$75
FREIGHT REQUIREMENTS	AS	Allseating Standard		-
	FQ	Special Freight Instructions (Call for Quote)		VAR
	GD	Guaranteed Delivery Date and Time (Call for Quote)		VAR

## TO ORDER SIMPLY FILL IN THE BLANKS

41	-	0	-		-		-		-		-		
SERIES		BACK STYLE		CONTROL		BASE		OPTIONS For additional options separate with (-) hyphen.		FREIGHT OPTION		FREIGHT REQUIRE- MENTS	FABRIC CODE Please refer to allseating.com for fabric codes.

# AYLES™ OTTOMAN

DESIGN | ALLSEATING  
GSA SIN | 33721



## FEATURES

- Aluminum lounge base

## BASE PRICE | \$295

41X51-LB

Grade 1	Grade 2/ COM	Grade 3	Grade 4/COL	Grade 5	Grade 6	Grade 7	Grade 8	Leather 1	Leather 2	Leather 3
\$295	\$323	\$341	\$365	\$386	\$423	\$465	\$512	\$615	\$660	\$797

SERIES	41	Ayles	QS	\$
BACK STYLE	X	No Back		-
LEG	51	Ottoman		-
BASE	LB	Lounge Base		-
FREIGHT OPTIONS	FA	Fully Assembled in Carton		-
	BW	Blanket Wrapped Fully Assembled (25 unit minimum)		\$35
FREIGHT REQUIREMENTS	AS	Allseating Standard		-
	FQ	Special Freight Instructions (Call for Quote)		VAR
	GD	Guaranteed Delivery Date and Time (Call for Quote)		VAR

## DIMENSIONS

- Overall: 16.5"H | 21"W | 18"D
- COM: 1 yd.

## NOTES

- Ships fully assembled, for BW Freight Option, a 25 unit minimum order applies.
- This product meets the requirements set forth in ANSI/BIFMA X5.1-2011 and is warranted for users up to 350 lbs.

## TO ORDER SIMPLY FILL IN THE BLANKS

41	-	X	-	51	-	LB	-		-		-	
SERIES		BACK STYLE		LEG		BASE		FREIGHT OPTION		FREIGHT REQUIRE- MENTS		FABRIC CODE Please refer to allseating.com for fabric codes.



# CHIROFORM™ ULTRA MIDBACK

DESIGN | ALEX HARLEY  
GSA SIN | 33721**BASE PRICE | \$740****96040-NA**

Grade 1	Grade 2/ COM	Grade 3	Grade 4/COL	Grade 5	Grade 6	Grade 7	Grade 8	Leather 1	Leather 2	Leather 3
\$740	\$782	\$809	\$845	\$877	\$932	\$995	\$1,066	\$1,219	\$1,288	\$1,493

## FEATURES

- 3.5" cylinder
- For arm features and travel specifications, see page 16
- Carpet casters
- High density foam
- 24/7 Warranty on Synchro (40) and Deluxe Synchro (12) mechanisms, options included are T2 arms and Seat Slider

## DIMENSIONS

- Overall [Synchro Tilt]: 36.5" - 40"H | 28"W | 28"D
- Overall [Deluxe Tilt J-Bar]: 38" - 41.5"H | 28"W | 28"D
- Seat [Synchro Tilt]: 16.5" - 20"H | 21.5"W | 21"D
- Seat [Deluxe Tilt J-Bar]: 18.25" - 21.75"H | 21.5"W | 21"D
- Back: 20"H | 19"W
- COM FULL: 1.5 yds

## NOTES

- Ships knocked down.
- For BW and FA freight options, minimum quantities apply, please check with Sales Support for details.
- All other features are dependant on the control specified. Please refer to Control Choice on page 8 for full description of available features.
- Tension is adjustable on OHC and OHH casters to accommodate various surfaces
- This product meets the requirements set forth in ANSI/BIFMA X5.1-2011 and is warranted for users up to 350 lbs.
- Dimensions are dependant on options selected. Product can be configured to comply with BIFMA G1-2002 guidelines.
- If requiring a 3" seat slider, please specify with code SE rather than SS.
- \*\*\* High profile base N/A with SS or LS options

SERIES	96	Chiroform Ultra	QS	\$
BACK STYLE	0	Midback	•	-
CONTROL	40	Synchro Tilt [ST]	•	-
	80	Deluxe Tilt J-Bar [DJ]	•	\$58
ARM	NA	No Arm	•	-
	T2	Task 2 Arm	•	\$115
	4D	4 Dimensional Arm	•	\$130
	MF	Multi-functional Arm [Width Adjustment Not Included]	•	\$158
	T7	Ergonomic Task Arm [Includes AWK]	•	\$295
OPTIONS	AWK	Adjustable Width Bracket [Knob][Not Included with MF Arm]	•	\$30
	AWL	Adjustment Width Bracket [Lever][Not Included with MF Arm]	•	\$40
	LH	Dual Surface Casters	•	\$32
	OHH	OH Dual Surface Casters [adjustable]	•	\$95
	OHC	OH Carpet Casters [adjustable]	•	\$63
	BU	Bumper Trim	•	\$30
	SS	Seat Slider [Standard 2.5" range]	•	\$85
	SE	Seat Slider [Extended 3" range]	•	\$85
	BN	Ballistic Nylon Back	•	\$48
	LS	Low Seat Height with 5" Travel***	•	\$53
	CL	CAL TB133		\$95
FREIGHT OPTIONS	KD	Knocked Down	•	-
	BW	Blanket Wrapped - Fully Assembled [25 unit minimum]		\$75
	FA	Fully Assembled in Carton [25 unit minimum]		\$115
FREIGHT REQUIREMENTS	AS	Allseating Standard		-
	FQ	Special Freight Instructions [Call for Quote]		VAR
	GD	Guaranteed Delivery Date and Time [Call for Quote]		VAR

## TO ORDER SIMPLY FILL IN THE BLANKS

96	0						
SERIES	BACK STYLE	CONTROL	ARM	OPTIONS For additional options separate with (-) hyphen.	FREIGHT OPTION	FREIGHT REQUIRE- MENTS	FABRIC CODE Please refer to allseating.com for fabric codes.



# CHIROFORM™ ULTRA HIGHBACK

DESIGN | ALEX HARLEY  
GSA SIN | 33721

## BASE PRICE | \$775

96140-NA

Grade 1	Grade 2/ COM	Grade 3	Grade 4/COL	Grade 5	Grade 6	Grade 7	Grade 8	Leather 1	Leather 2	Leather 3
\$775	\$824	\$856	\$898	\$934	\$999	\$1,073	\$1,155	\$1,334	\$1,414	\$1,654

### FEATURES

- 3.5" cylinder
- For arm features and travel specifications, see page 16
- Carpet casters
- High density foam
- 24/7 Warranty on Synchro (40) and Deluxe Synchro (12) mechanisms, options included are T2 arms and Seat Slider

### DIMENSIONS

- Overall [Synchro Tilt]: 39.5"- 43"H | 28"W | 28"D
- Overall [Deluxe Tilt J-Bar]: 41"-44.5"H | 28"W | 28"D
- Seat [Synchro Tilt]: 16.5"- 20"H | 21.5"W | 21"D
- Seat [Deluxe Tilt J-Bar]: 18.25"-21.75"H | 21.5"W | 21"D
- Back: 23"H | 18.5"W
- COM FULL: 1.75 yds

### NOTES

- Ships knocked down.
- For BW and FA freight options, minimum quantities apply, please check with Sales Support for details.
- All other features are dependant on the control specified. Please refer to Control Choice on page 8 for full description of available features.
- Tension is adjustable on OHC and OHH casters to accommodate various surfaces
- This product meets the requirements set forth in ANSI/BIFMA X5.1-2011 and is warranted for users up to 350 lbs.
- Dimensions are dependant on options selected. Product can be configured to comply with BIFMA G1-2002 guidelines.
- If requiring a 3" seat slider, please specify with code SE rather than SS.
- \*\*\* High profile base N/A with SS or LS options

SERIES	96	Chiroform Ultra	QS	\$
BACK STYLE	1	Highback	•	-
CONTROL	40	Synchro Tilt [ST]	•	-
	80	Deluxe Tilt J-Bar [DJ]	•	\$58
ARM	NA	No Arm	•	-
	T2	Task 2 Arm	•	\$115
	4D	4 Dimensional Arm	•	\$130
	MF	Multi-functional Arm [Width Adjustment Not Included]	•	\$158
	T7	Ergonomic Task Arm [Includes AWK]	•	\$295
OPTIONS	AWK	Adjustable Width Bracket [Knob][Not Included with MF Arm]	•	\$30
	AWL	Adjustment Width Bracket [Lever][Not Included with MF Arm]	•	\$40
	LH	Dual Surface Casters	•	\$32
	OHH	OH Dual Surface Casters [adjustable]	•	\$95
	OHC	OH Carpet Casters [adjustable]	•	\$63
	BU	Bumper Trim	•	\$30
	SS	Seat Slider [Standard 2.5" range]***	•	\$85
	SE	Seat Slider [Extended 3" range]	•	\$85
	BN	Ballistic Nylon Back	•	\$48
	LS	Low Seat Height with 5" Travel***	•	\$53
	CL	CAL TB133		\$95
FREIGHT OPTIONS	KD	Knocked Down	•	-
	BW	Blanket Wrapped - Fully Assembled [25 unit minimum]		\$75
	FA	Fully Assembled in Carton [25 unit minimum]		\$115
FREIGHT REQUIREMENTS	AS	Allseating Standard		-
	FQ	Special Freight Instructions [Call for Quote]		VAR
	GD	Guaranteed Delivery Date and Time [Call for Quote]		VAR

### TO ORDER SIMPLY FILL IN THE BLANKS

96	1						
SERIES	BACK STYLE	CONTROL	ARM	OPTIONS For additional options separate with (-) hyphen.	FREIGHT OPTION	FREIGHT REQUIRE- MENTS	FABRIC CODE Please refer to allseating.com for fabric codes.



# CHIROFORM™ ULTRA 24:7

DESIGN | ALEX HARLEY  
GSA SIN | 33721



## FEATURES

- 5.5" heavy duty cylinder
- Heavy duty base
- Memory foam
- For arm features and travel specifications, see page 16
- Heavy duty carpet casters

## HIGHBACK DIMENSIONS

- Overall [Deluxe Tilter Heavy Duty]: 40"- 43.5"H | 27"W | 27"D
- Seat [Deluxe Tilter Heavy Duty]: 17.5"- 21"H | 21.5"W | 21"D
- Back: 23"H | 19"W
- COM FULL: 1.75 yds

## MIDBACK DIMENSIONS

- Overall [Deluxe Tilter Heavy Duty]: 37"- 40.5"H | 27"W | 27"D
- Seat [Deluxe Tilter Heavy Duty]: 17.5"- 21"H | 21.5"W | 21"D
- Back: 20"H | 19"W
- COM FULL: 1.5 yds

## NOTES

- Ships knocked down.
- For BW and FA freight options, minimum quantities apply, please check with Sales Support for details.
- All other features are dependant on the control specified. Please refer to Control Choice on page 8 for full description of available features.
- This product meets the requirements set forth in ANSI/BIFMA X5.1-2011 and is warranted for users up to 350 lbs.
- Dimensions are dependant on options selected. Product can be configured to comply with BIFMA G1-2002 guidelines.
- If requiring a 3" seat slider, please specify with code SE rather than SS.

## BASE PRICE | \$950

97011-NA

Code	Grade 1	Grade 2	Grade 3	Grade 4/ COL	Grade 5	Grade 6	Grade 7	Grade 8	Leather 1	Leather 2	Leather 3
97011-NA	\$950	\$992	\$1,019	\$1,055	\$1,087	\$1,142	\$1,205	\$1,276	\$1,429	\$1,498	\$1,703
97111-NA	\$1,050	\$1,099	\$1,131	\$1,173	\$1,209	\$1,274	\$1,348	\$1,430	\$1,609	\$1,689	\$1,929

SERIES	97	Chiroform Ultra	QS	\$
BACK STYLE	0	Midback	•	VAR
	1	Highback	•	VAR
CONTROL	11	Deluxe Tilter Heavy Duty (DJ/DH)	•	-
ARM	NA	No Arm	•	-
	T2	Task 2 Arm	•	\$115
	4D	4 Dimensional Arm	•	\$130
OPTIONS	AWL	Adjustment Width Bracket (Lever)	•	\$40
	H	Hard Surface Casters	•	\$30
	SS	Seat Slider (Standard 2.5" range)***	•	\$85
	BN	Ballistic Nylon Back	•	INCL
	CL	CAL TB133		\$95
	BU	Bumper Trim		\$30
FREIGHT OPTIONS	KD	Knocked Down	•	-
	BW	Blanket Wrapped - Fully Assembled [25 unit minimum]		\$75
	FA	Fully Assembled in Carton [25 unit minimum]		\$115
FREIGHT REQUIREMENTS	AS	Allseating Standard		-
	FQ	Special Freight Instructions (Call for Quote)		VAR
	GD	Guaranteed Delivery Date and Time (Call for Quote)		VAR

## TO ORDER SIMPLY FILL IN THE BLANKS

97	-		-	11	-		-		-		-		-	
SERIES		BACK STYLE		CONTROL		ARM		OPTIONS For additional options separate with (-) hyphen.		FREIGHT OPTION		FREIGHT REQUIRE- MENTS		FABRIC CODE Please refer to allseating.com for fabric codes.





# CHIROFORM™ ULTRA STOOL

DESIGN | ALEX HARLEY  
GSA SIN | 33721

## BASE PRICE | \$795

96019-NA

Grade 1	Grade 2/ COM	Grade 3	Grade 4/COL	Grade 5	Grade 6	Grade 7	Grade 8	Leather 1	Leather 2	Leather 3
\$795	\$837	\$864	\$900	\$932	\$987	\$1,050	\$1,121	\$1,274	\$1,343	\$1,548

### FEATURES

- 8" cylinder
- For arm features and travel specifications, see page 16
- Carpet casters
- Includes adjustable foot ring

### DIMENSIONS

- Overall [Basic Stool]:  
40"- 47.5"H | 28"W | 28"D
- Overall [Posture Back]:  
40.5"-48"H | 28"W | 28"D
- Seat [Basic Stool]:  
19.5"- 27"H | 21.5"W | 21"D
- Seat [Posture Back]:  
21"-28.5"H | 21.5"W | 21"D
- Back: 20"H | 19"W
- 10" Stool Package
- Seat: 18.5"- 28.5"H, 19"W, 18.5"D
- COM FULL: 1.5 yds

### NOTES

- Ships knocked down.
- For BW and FA freight options, minimum quantities apply, please check with Sales Support for details.
- All other features are dependant on the control specified. Please refer to Control Choice on page 8 for full description of available features.
- Tension is adjustable on OHC and OHH casters to accommodate various surfaces
- This product meets the requirements set forth in ANSI/ BIFMA X5.1-2011 and is warranted for users up to 350 lbs.
- Dimensions are dependant on options selected. Product can be configured to comply with BIFMA G1-2002 guidelines.

SERIES	96	Chiroform Ultra	QS	\$
BACK STYLE	0	Midback	•	-
CONTROL	19	Basic Stool [B2]	•	-
	30	Posture Back [P]	•	\$74
ARM	NA	No Arm	•	-
	T2	Task 2 Arm	•	\$115
	4D	4 Dimensional Arm	•	\$130
	MF	Multi-Functional Arm [Width Adjustment Not Included]	•	\$158
OPTIONS	AWL	Adjustment Width Bracket [Lever][Not Included with MF Arm]	•	\$40
	AWK	Adjustable Width Bracket [Knob]	•	\$30
	H	Dual Surface Casters [10" Stool Only]	•	\$30
	LH	Dual Surface Casters [8" Stool Only]	•	\$32
	G	Glides [10" Stool Only]	•	\$30
	OHH	OH Hard Surface Casters [adjustable   8" Stool Only]	•	\$95
	OHC	OH Carpet Casters [adjustable   8" Stool Only]	•	\$63
	BU	Bumper Trim	•	\$30
	10	10" Stool Package (N/A with P Control)	•	\$36
	AB	Aluminum Base [8" Stool Only]	•	\$65
	BN	Ballistic Nylon Back	•	\$48
	CL	CAL TB133	•	\$95
FREIGHT OPTIONS	KD	Knocked Down	•	-
	BW	Blanket Wrapped - Fully Assembled [25 unit minimum]		\$75
	FA	Fully Assembled in Carton [25 unit minimum]		\$115
FREIGHT REQUIREMENTS	AS	Allseating Standard		-
	FQ	Special Freight Instructions (Call for Quote)		VAR
	GD	Guaranteed Delivery Date and Time (Call for Quote)		VAR

### TO ORDER SIMPLY FILL IN THE BLANKS

96	0						
SERIES	BACK STYLE	CONTROL	ARM	OPTIONS For additional options separate with (-) hyphen.	FREIGHT OPTION	FREIGHT REQUIRE- MENTS	FABRIC CODE Please refer to allseating.com for fabric codes.





# CHIROFORM™ BIG

DESIGN | ALLSEATING  
GSA SIN | 33721

**BASE PRICE | \$1,350**  
**99111-NA**

Grade 1	Grade 2/ COM	Grade 3	Grade 4/COL	Grade 5	Grade 6	Grade 7	Grade 8	Leather 1	Leather 2	Leather 3
\$1,350	\$1,413	\$1,454	\$1,508	\$1,555	\$1,638	\$1,733	\$1,838	\$2,069	\$2,171	\$2,480

## FEATURES

- 5.5" heavy duty cylinder
- Heavy duty base
- Memory foam
- Adjustable loop arm (2.375")
- Heavy duty carpet casters

## DIMENSIONS

- Overall [Deluxe Tilter Heavy Duty]: 41"- 46.5"H | 27"W | 27"D
- Seat [Deluxe Tilter Heavy Duty]: 17.75"- 23.25"H | 23.5"W | 21"D
- Back: 22"H | 22.25"W
- COM FULL: 2.75 yds

SERIES	99	Chiroform Big	QS	\$
BACK STYLE	1	Highback		-
CONTROL	11	Deluxe Tilter Heavy Duty (DJ/DH)		-
ARM	NA	No Arm		-
	AL	Adjustable Loop Arm		\$125
OPTIONS	H	Hard Surface Casters		\$30
	BU	Bumper Trim		\$30
	CL	CAL TB133		\$140
FREIGHT OPTIONS	KD	Knocked Down		-
	BW	Blanket Wrapped - Fully Assembled [25 unit minimum]		\$75
	FA	Fully Assembled in Carton [25 unit minimum]		\$115
FREIGHT REQUIREMENTS	AS	Allseating Standard		-
	FQ	Special Freight Instructions (Call for Quote)		VAR
	GD	Guaranteed Delivery Date and Time (Call for Quote)		VAR

## NOTES

- Ships knocked down.
- For BW and FA freight options, minimum quantities apply, please check with Sales Support for details.
- Suitable for up to 500lbs.
- All other features are dependant on the control specified. Please refer to Control Choice on page 8 for full description of available features.
- This product meets the requirements set forth in ANSI/ BIFMA X5.1-2011.
- Dimensions are dependant on options selected. Product can be configured to comply with BIFMA G1-2002 guidelines.

## TO ORDER SIMPLY FILL IN THE BLANKS

99	-	1	-	11	-		-		-		-		-	
SERIES		BACK STYLE		CONTROL		ARM		OPTIONS For additional options separate with (-) hyphen.		FREIGHT OPTION		FREIGHT REQUIRE- MENTS		FABRIC CODE Please refer to allseating.com for fabric codes.

# DOVE™ LAB CHAIR

DESIGN | ALLSEATING  
OPEN MARKET



### FEATURES

- 5.5" Cylinder
- Composite base
- Carpet casters
- Adjustable foot ring included with 8" or 10" stool package

### DIMENSIONS LAB CHAIR

- Overall: 30"- 43.5"H | 27"W | 24"D
- Seat: 18.25"- 25.5"H | 18"W | 17"D
- Back: 12.5"- 18.5"H | 16"W

### DIMENSIONS SCOOTER STOOL

- Overall: 20.5"H | 27"W | 27"D
- Seat: 15.5"- 20.5"H | 14" Diameter

## BASE PRICE | \$759

16030-PY

CODE	Polyurethane Seat and Back	Grade 1	Grade 2/COM	Grade 3	Grade 4	Grade 5	Grade 6	Grade 7	Grade 8	Leather 1	Leather 2	Leather 3
16017	\$296	\$371	\$399	\$417	\$441	\$462	\$499	\$541	\$588	\$691	\$736	\$873
16030	\$759											

SERIES	16	Dove	QS	\$
BACK STYLE	0	Midback		-
CONTROL	30	Lab Chair Posture Back (P)		VAR
	17	Scooter Stool Basic Posture (B)		VAR
SEAT	PY	Polyurethane		-
	UPH	Upholstered Seat [Scooter Stool Only]		VAR
OPTIONS	H	Dual Surface Casters [Not Available with 8" Stool]		\$30
	LH	Dual Surface Casters [8" Stool Only]		\$32
	P	Pressure Breaking Casters		\$60
	RP	Reverse Pressure Breaking Casters		\$112
	G	Glides [Not Available with 8" Stool]		\$30
	8	8" Stool Package		\$118
	10	10" Stool Package		\$140
FREIGHT OPTIONS	KD	Knocked Down		-
FREIGHT REQUIREMENTS	AS	Allseating Standard		-
	FQ	Special Freight Instructions (Call for Quote)		VAR

### NOTES

- Ships knocked down
- For BW and FA freight options, minimum quantities apply.
- Foot ring is included with 8" or 10" stool package; base diameter change (Seat 8: 22"- 30" | Seat 10: 24.5"- 34.5"H)
- All other features are dependant on the control specified. Please refer to Control Choice on page 8 for full description of available features.
- This product meets the requirements set forth in ANSI/ BIFMA X5.1-2011 and is warranted for users up to 350 lbs.
- Dimensions are dependant on options selected. Product can be configured to comply with BIFMA G1-2002 guidelines.

### TO ORDER SIMPLY FILL IN THE BLANKS

16	0		PY				
SERIES	BACK STYLE	CONTROL	SEAT	OPTIONS For additional options separate with (-) hyphen.	FREIGHT OPTION	FREIGHT REQUIRE- MENTS	FABRIC CODE Please refer to allseating.com for fabric codes.



INFO  
PLANS  
ASTUTE  
TUNE  
CHORDS  
DO  
PARTY TIME  
DETAIL  
MCHAN  
FO  
SE  
INERT  
DATE  
JIF  
LI  
LEVO  
MANTRA  
PRATA  
PRESTO  
RAINBOW  
REQUISITE  
RES  
RUHE  
THERAPOD  
TUCK  
WATSON  
YOU  
ZIP



# EIGHTY TWO<sup>®</sup> MIDBACK

DESIGN | ALLSEATING  
OPEN MARKET**BASE PRICE | \$470****73088-NA**

Code	Grade 1	Grade 2	Grade 3	Grade 4/ COL	Grade 5	Grade 6	Grade 7	Grade 8	Leather 1	Leather 2	Leather 3
73088	\$470	\$491	\$505	\$523	\$538	\$566	\$598	\$633	\$710	\$744	\$847
Headrest	\$80	\$87	\$92	\$98	\$103	\$112	\$123	\$134	\$160	\$171	\$206

**FEATURES**

- 4.5" cylinder
- Molded Seat Foam
- Adjustable lumbar included
- Optional Birch frame and base features black mechanism and black carpet casters
- Optional 2.5" seat slider
- Optional adjustable headrest [fabric matches seat]
- For arm details and travel specifications, see page 16
- Sit to counter includes height adjustable foot ring
- For mesh colors and model codes see page 22

**DIMENSIONS**

- Overall No Headrest [Basic Synchro Tilt]: 35.5"-40" H | 25.75" W | 25.75" D
- Overall With Headrest [Basic Synchro Tilt]: 41.75"-48.75" H | 25.75" W | 25.75" D
- Seat [Basic Synchro Tilt]: 15" - 19.5" H | 19.4" W | 17"-19" D
- Back: 20.5" H | 18" W
- COM Seat: 0.75 yd
- COM Headrest: 0.25 yd

SERIES	73	Eighty Two	QS	\$
BACK STYLE	0	Midback		-
CONTROL	88	Basic Synchro Tilt [Locks in 3 Positions]		-
ARM	NA	No Arm		-
	CA	Fixed Conference Arm		\$80
	T1	Height Adjustable Arm		\$70
	PV	Pivot Arm		\$125
FRAME FINISH	BKN	Black		-
Base and arms will match the frame selection	BRN	Birch		\$48
BACK MESH	11M	M11 Mesh in Mixtape		-
	11S	M11 Mesh in Stardust		-
	11N	M11 Mesh in New Wave		-
	11A	M11 Mesh in Arcade		-
OPTIONS [OTHER]	AWK	Adjustable Width Bracket   Knob		\$30
	HR	Headrest		VAR
	LU	Adjustable Lumbar		INCL
	SS	Seat Slider [Standard 2.5" range] [not available with SC option]		\$85
	AB	Aluminum Base		\$65
	LH	65mm [2.5"] Dual Surface Casters [Black]		\$32
	BC	65mm [2.5"] Dual Surface Casters [Birch]		\$32
	OHH	OH Dual Surface Casters [adjustable]		\$95
	OHC	OH Carpet Casters [adjustable]		\$63
	SC	Sit to Counter		\$138
	HS	High Cylinder 5.5"		-
FREIGHT OPTIONS	KD	Knocked Down		-
	BW	Blanket Wrapped - Fully Assembled [not available when Birch Casters BC option selected]		\$55
	FA	Fully Assembled in Carton		\$115
FREIGHT REQUIREMENTS	AS	Allseating Standard		-
	FQ	Special Freight Instructions [Call for Quote]		VAR
	GD	Guaranteed Delivery Date and Time [Call for Quote]		VAR

**NOTES**

- Ships knocked down
- For BW and FA Freight Options minimum quantities apply, please check with Sales Support for details.
- This product meets the requirements set forth in ANSI/BIFMA X5.1-2011 and is warranted for users up to 350 lbs.

**TO ORDER SIMPLY FILL IN THE BLANKS**

73	-	0	-	88	-		-		-		-		-		-	
SERIES		BACK STYLE		CONTROL		ARM		FRAME FINISH		BACK MESH		OPTIONS For additional options separate with (-) hyphen.		FREIGHT REQUIREMENTS		FABRIC CODE Please refer to allseating.com for fabric codes.





# EIGHTY TWO<sup>®</sup> BASIC

DESIGN | ALLSEATING  
OPEN MARKET**BASE PRICE | \$430****LIMITED AVAILABILITY****73082-NA**

Code	Grade 1	Grade 2	Grade 3	Grade 4/ COL	Grade 5	Grade 6	Grade 7	Grade 8	Leather 1	Leather 2	Leather 3
73082	\$430	\$451	\$465	\$483	\$498	\$526	\$558	\$593	\$670	\$704	\$807
Headrest	\$80	\$87	\$92	\$98	\$103	\$112	\$123	\$134	\$160	\$171	\$206

**FEATURES**

- 4.5" cylinder
- Fabricated seat foam
- Adjustable lumbar included
- Optional Birch frame and base features black mechanism and black carpet casters
- Optional 2.5" seat slider
- Optional adjustable headrest [fabric matches seat]
- For arm details and travel specifications, see page 16
- Sit to counter includes height adjustable foot ring
- For mesh colors and model codes see page 22
- Limited availability. For order quantities of 100 or more please contact sales support

**DIMENSIONS**

- Overall No Headrest [Basic Synchro Tilt]: 35.5"-40" H | 25.75" W | 25.75" D
- Overall With Headrest [Basic Synchro Tilt]: 41.75"-48.75" H | 25.75" W | 25.75" D
- Seat [Basic Synchro Tilt]: 15" - 19.5" H | 19.4" W | 17"-19" D
- Back: 20.5" H | 18" W
- COM Seat: 0.75 yd
- COM Headrest: 0.25 yd

SERIES	73	Eighty Two	QS	\$
BACK STYLE	0	Midback	-	-
CONTROL	82	Simple Synchro Tilt [Locks Upright]	-	-
ARM	NA	No Arm	-	-
	CA	Fixed Conference Arm	-	\$80
	T1	Height Adjustable Arm	-	\$70
	PV	Pivot Arm	-	\$125
FRAME FINISH	BKN	Black	-	-
Base and arms will match the frame selection	BRN	Birch	-	\$48
BACK MESH	11M	M11 Mesh in Mixtape	-	-
	11S	M11 Mesh in Stardust	-	-
	11N	M11 Mesh in New Wave	-	-
	11A	M11 Mesh in Arcade	-	-
OPTIONS [OTHER]	AWK	Adjustable Width Bracket   Knob	-	\$30
	HR	Headrest	-	VAR
	LU	Adjustable Lumbar	-	INCL
	SS	Seat Slider [Standard 2.5" range] [not available with SC option]	-	\$85
	HAB	High Profile Aluminum Base	-	\$65
	LH	65mm [2.5"] Dual Surface Casters [Black]	-	\$32
	BC	65mm [2.5"] Dual Surface Casters [Birch]	-	\$32
	OHH	OH Dual Surface Casters [adjustable]	-	\$95
	OHC	OH Carpet Casters [adjustable]	-	\$63
	SC	Sit to Counter	-	\$138
	HS	High Cylinder 5.5"	-	-
FREIGHT OPTIONS	KD	Knocked Down	-	-
	BW	Blanket Wrapped - Fully Assembled [not available when Birch Casters BC option selected]	-	\$55
	FA	Fully Assembled in Carton	-	\$115
FREIGHT REQUIREMENTS	AS	Allseating Standard	-	-
	FQ	Special Freight Instructions [Call for Quote]	-	VAR
	GD	Guaranteed Delivery Date and Time [Call for Quote]	-	VAR

**NOTES**

- Ships knocked down
- For BW and FA Freight Options minimum quantities apply, please check with Sales Support for details.
- This product meets the requirements set forth in ANSI/BIFMA X5.1-2011 and is warranted for users up to 325 lbs.

**TO ORDER SIMPLY FILL IN THE BLANKS**

73	-	0	-	82	-		-		-		-		-		-	
SERIES		BACK STYLE		CONTROL		ARM		FRAME FINISH		BACK MESH		OPTIONS For additional options separate with (-) hyphen.		FREIGHT REQUIREMENTS		FABRIC CODE Please refer to allseating.com for fabric codes.



# ENTAIL® MIDBACK

DESIGN: ALLSEATING  
OPEN MARKET



### FEATURES

- 4.25" cylinder
- Black nylon base
- Molded seat foam
- Optional adjustable lumbar, headrest and aluminum base
- Sit to counter includes height adjustable foot ring

### DIMENSIONS

- Overall [Basic Synchro Tilt]: 37"- 40.5"H | 27"W | 27"D
- Seat [Basic Synchro Tilt]: 16"- 20.5"H | 18.5"W | 18.75"D
- Back: 21"H | 18.5"W
- COM: 0.75 yd.

### NOTES

- Ships knocked down.
- Warranted for users up to 350lbs.
- For BW and FA freight options, minimum quantities apply, please
- This product meets the requirements set forth in ANSI/BIFMA X5.1-2011.
- Arms, base and casters will match frame finish selection.
- For mesh model code see page 22.
- \*Composite base will be substituted if HS option is selected

**BASE PRICE | \$470**  
**90088-NA**

Grade 1	Grade 2/ COM	Grade 3	Grade 4/COL	Grade 5	Grade 6	Grade 7	Grade 8	Leather 1	Leather 2	Leather 3
\$470	\$491	\$505	\$523	\$538	\$566	\$598	\$633	\$710	\$744	\$847

SERIES	90	Entail	QS	\$
BACK STYLE	0	Midback	•	-
CONTROL	88	Basic Synchro Tilt (BST)	•	-
ARM	NA	No Arm	•	-
	T1	Height Adjustable Arm		\$70
	CA	Fixed Conference Arm		\$80
	PV	Pivot Arm		\$125
FRAME FINISH	BKN	Black Nylon	•	-
BACK OPTIONS (see page 22 for mesh model code)	M1	M1 Mesh		-
	M2	M2 Mesh		\$63
	M3	M3 Mesh		\$63
	M4	M4 Mesh		\$63
OPTIONS	SS	Seat Slider	•	\$85
	LH	65mm Dual Surface Casters	•	\$32
	OHH	OH Dual Surface Casters [adjustable]		\$95
	OHC	OH Carpet Surface Casters [adjustable]		\$63
	SC	Sit to Counter	•	\$138
	HS	High Seat 5.5"*	•	-
	HRC	Head Rest (fabric matches chair frame)		\$50
	HRF	Head Rest (fabric matches seat fabric)		\$50
	AWK	Adjustable Width Bracket   Knob	•	\$30
	LU	Adjustable Lumbar	•	\$32
	AB	Aluminum Base	•	\$65
FREIGHT OPTIONS	KD	Knocked Down	•	-
	BW	Blanket Wrapped - Fully Assembled [25 Unit Minimum]		\$75
	FA	Fully Assembled in Carton [25 Unit Minimum]		\$115
FREIGHT REQUIREMENTS	AS	Allseating Standard		-
	FQ	Special Freight Instructions (Call for Quote)		VAR
	GD	Guaranteed Delivery Date and Time (Call for Quote)		VAR

### TO ORDER SIMPLY FILL IN THE BLANKS

90	-	0	-	88	-		-		-		-		-		-		
SERIES		BACK STYLE		CONTROL		ARM		FRAME FINISH		BACK OPTION		OPTIONS For additional options separate with (-) hyphen.		FREIGHT OPTION		FREIGHT REQUIRE- MENTS	FABRIC CODE Please refer to allseating.com for fabric codes.





# ENTAIL<sup>®</sup> BASIC

DESIGN: ALLSEATING  
OPEN MARKET



## FEATURES

- 4.25" cylinder
- Seat Slider comes standard
- Black nylon base
- Molded seat foam
- Optional adjustable lumbar, headrest and aluminum base
- Sit to counter includes height adjustable foot ring
- Limited availability. For order quantities of 100 or more please contact sales support

## DIMENSIONS

- Overall [Basic Synchro Tilt]: 37"- 40.5"H | 27"W | 27"D
- Seat [Basic Synchro Tilt]: 16"- 20.5"H | 18.5"W | 18.75"D
- Back: 21"H | 18.5"W
- COM: 0.75 yd.

**BASE PRICE | \$504**  
**90088-WA**

**LIMITED AVAILABILITY**

Grade 1	Grade 2/ COM	Grade 3	Grade 4/COL	Grade 5	Grade 6	Grade 7	Grade 8	Leather 1	Leather 2	Leather 3
\$504	\$525	\$539	\$557	\$572	\$600	\$632	\$667	\$744	\$778	\$881

SERIES	90	Entail	QS	\$
BACK STYLE	0	Midback	•	-
CONTROL	88	Basic Synchro Tilt (BST)	•	-
ARM	WA	With Arm	•	\$58
FRAME FINISH	BKN	Black Nylon	•	-
BACK OPTIONS (see page 22 for mesh model code)	M1	M1 Mesh		-
	M2	M2 Mesh		\$63
	M3	M3 Mesh		\$63
	M4	M4 Mesh		\$63
OPTIONS	SS	Seat Slider	•	INCL
	LH	65mm Dual Surface Casters	•	\$32
	OHH	OH Dual Surface Casters [adjustable]		\$95
	OHC	OH Carpet Surface Casters [adjustable]		\$63
	SC	Sit to Counter	•	\$138
	HS	High Seat 5.5"*	•	-
	HRC	Head Rest (fabric matches chair frame)		\$50
	HRF	Head Rest (fabric matches seat fabric)		\$50
	AWK	Adjustable Width Bracket   Knob	•	\$30
	LU	Adjustable Lumbar	•	\$32
FREIGHT OPTIONS	AB	Aluminum Base	•	\$65
	KD	Knocked Down	•	-
	BW	Blanket Wrapped - Fully Assembled [25 Unit Minimum]		\$55
	FA	Fully Assembled in Carton [25 Unit Minimum]		\$115
FREIGHT REQUIREMENTS	AS	Allseating Standard		-
	FQ	Special Freight Instructions (Call for Quote)		VAR
	GD	Guranteed Delivery Date and Time (Call for Quote)		VAR

## NOTES

- Ships knocked down.
- Warranted for users up to 325lbs.
- For BW and FA freight options, minimum quantities apply, please check with Sales Support for details.
- This product meets the requirements set forth in ANSI/BIFMA X5.1-2011.
- Arms, base and casters will match frame finish selection.
- For mesh model code see page 22.
- \*Composite base will be substituted if HS option is selected

## TO ORDER SIMPLY FILL IN THE BLANKS

90	-	0	-	88	-		-		-		-		-		-		
SERIES		BACK STYLE		CONTROL		ARM		FRAME FINISH		BACK OPTION		OPTIONS For additional options separate with (-) hyphen.		FREIGHT OPTION		FREIGHT REQUIRE- MENTS	FABRIC CODE Please refer to allseating.com for fabric codes.



**QUICKSHIP**



# EXCHANGE<sup>®</sup> FEATURES + NOTES

## FRAMES/LEGS

- Made of 14 gauge steel
- Frames are made of rails, rail connectors, bayonet corner connectors, and ganging brackets [listed below]
- All frames are finished in a black powder coat
- Legs always include a black nylon glide
- With linear configurations, back legs angle outwards for stability
- 90 degree angles are bolted via the rail connectors
- 4 leg options:
  - Standard circular - finished in one of our 8 standard powder coats
  - Rectangular - finished in one of our 8 standard powder coats
  - Wood - 3 different wood finishes - top portion is 14 gauge steel and is always painted in haze [contact Exchange team if require paint coat in any other color]
  - Wire - Chrome finish [contact Exchange team if require paint coat in any other color]
- All legs are 8" tall from the floor to the bottom of the seat

## SEATS/BACKS

- Warranted up to 350lbs per seat
- Moulded plastic frame with moulded foam on both seats and backs
- Seats can be configured with a back or as backless, for any other options contact the Exchange team
- Seat and back are bolted together via the rail

## ARMS/POWER

- Arms include:
  - Low Narrow - 6" wide x 24" high from floor x 28" deep
  - Low Wide - 12" wide x 24" high from floor x 28" deep
  - High Narrow - 6" wide x 30" high from floor x 28" deep
  - High Wide - 12" wide x 30" high from floor x 28" deep
  - Platform - 12" wide x 13" high from floor x 24" deep [Seat Depth - SD] or 28" deep [Full Depth - FD]
- Platform arms require SD or FD specification, SD will be used with no backs specified, FD will be used with backs specified unless otherwise noted
- Location of power in SD option will be in the middle of the platform, for the FD option it will be towards the back
- Power optional on all arms - 1AC|2XUSB
- 3 power color options - Cloud, Smoke, Onyx
- Power plate on platform arms will always match the frame color
- Arm laminate surface available with low wide arm or 12" platform arms - 13 color options
- No arm or linking ends can be paired with any other End/Arm options
- For standard configurations, all end options must be paired with the same on the opposite end or a no arm or linking end
- Through custom configurations, 12" end options can be paired with different 12" end options.
- Seamless laminate surface

## SCREENS

- Upholstered or mesh options available on all standard screens
- Mesh options not available on tall screens
- Mesh screens are priced at a grade 3
- Select type [Partial, Full, Surround] and then finish/fabric
- Screens are always mounted to the backs or backs and sides of the arms
- Partial screen covers the length of the backs
- Full screen covers the length of the backs and the back of the arms
- Surround screen covers the length of the backs and back of the arms, plus the depth of the arms

## CORNER TABLES/SWING TABLES

- The corners of the L or U shaped configurations can be replaced with corner tables [DW]
- All corner tables and swing tablets require a laminate surface to be specified - 13 colour options
- Due to the laminate, DW arms do not have replaceable fabric covers
- Swing tablets are 8" wide and are placed on top and in between 2 seats
- Swing tablets should only be placed in the middle of 4 seats [either a

- 4 seater, L with a 4 seater side or a U] since this brings the seat width down to 20"
- Swing tablets include power with 1AC|2XUSB in cloud finish only
- Corner tables cannot have power
- Seamless laminate surface

## LINKING TABLES

- Linking tables can be used where there are linking options selected on opposite ends of 2 configurations
- 24" or 120 degree options available
- 13 laminate color options
- Power is an option for any linking table
- Power plate will match the frame finish
- Can be specified as either
- Location of power in a Seat Depth [SD] linking table would be towards the middle of the laminate, of a Full Depth [FD] it would be towards the back of the laminate
- Seamless laminate surface
- If screens are specified on the linking tables, screens are required on both adjoining configurations
- Storage on the 24" linking table is available - power will be located towards the middle of the linking table
- Reference Application Guide for further details

## GANGING BRACKETS/SHARED LEGS

- Ganging brackets come in kits.
- If the ganging brackets are ordered on their own, a leg is mandatory underneath where the ganging bracket is mounted
- In order to install a ganging bracket, one must have linking ends on opposite ends of the configurations you'd like to gang
- Ganging brackets are finished in a black powder coat, shared legs will match our standard leg option and the 16 powder coat colors are viable
- Back to back and back to back with screen combos to not contain or require ganging brackets
- Side to side shared legs require ganging brackets

## FREE STANDING TABLES

- Options include:
  - 16" Cocktail Table
  - 24" Circular Table
  - 30" Circular Table
  - 36" Circular Table
  - 24" x 48" Coffee Table
  - Laptop Table
  - 18" Tall
- Legs angle outwards
- 16 powder coat finishes for the legs, 13 laminate color options
- Laptop table fabric pull to match laminate selection
- Seamless laminate surface

## UPHOLSTERY

- All graded-in and carded patterns
- If you are supplying COM/COL, send a sample addressed to your Sales Support Specialist for testing and approval before ordering

## SHIPPING

- Exchange configurations to ship PA or BW - screens, legs, and corner sections to be installed in field
- Tables to ship KD - legs to be installed in field
- Linking tables to ship KD - to be attached to linking configuration in the field

## OTHER

- This product meets the requirements set forth in AINSI/BIFMA HCF 8.1
- 12 year comprehensive part and labor warranty

# EXCHANGE<sup>®</sup> DIMENSIONS



LINEAR	DIMENSIONS	SINGLE	DOUBLE	TRIPLE	QUAD
OVERALL NO ARM:	HEIGHT	30"	30"	30"	30"
	WIDTH	24"	48"	72"	96"
	DEPTH	28"	28"	28"	28"
SEAT:	HEIGHT	18"	18"	18"	18"
	WIDTH	24"	24"	24"	24"
	DEPTH	20"	20"	20"	20"
SEAT - NO BACK:	DEPTH	24"	24"	24"	24"
	HEIGHT FROM FLOOR	24"	24"	24"	24"
LOW ARMS:	HEIGHT FROM SEAT	6"	6"	6"	6"
	HEIGHT FROM FLOOR	30"	30"	30"	30"
HIGH ARMS:	HEIGHT FROM SEAT	12"	12"	12"	12"
	HEIGHT FROM FLOOR	30"	30"	30"	30"
COM:	NO ARM FULL: yds	3.75	7	10.5	14
	SEAT: yds	1.75	3.5	5.25	7
	BACK: yds	1.75	3.5	5.25	7
	LW ARM: yds	3	3	3	3
	LN ARM: yds	2.5	2.5	2.5	2.5
	HW ARM: yds	3.5	3.5	3.5	3.5
	HN ARM: yds	3.25	3.25	3.25	3.25
	PARTIAL SCREEN	1.75	3	4.25	5.75
	FULL SCREEN	3	4.25	5.75	7
	SURROUND SCREEN	7	8.25	9.75	11

L-SHAPE	DIMENSIONS	2x2	2x3	2x4	3x2	3x3	3x4	4x2	4x3	4x4
OVERALL NO ARM:	HEIGHT	30"	30"	30"	30"	30"	30"	30"	30"	30"
	WIDTH	51"	75"	99"	75"	75"	99"	99"	99"	99"
	DEPTH	51"	51"	51"	51"	75"	75"	51"	75"	99"
SEAT:	HEIGHT	18"	18"	18"	18"	18"	18"	18"	18"	18"
	WIDTH	24"	24"	24"	24"	24"	24"	24"	24"	24"
	DEPTH	20"	20"	20"	20"	20"	20"	20"	20"	20"
LOW ARMS:	HEIGHT FROM FLOOR	24"	24"	24"	24"	24"	24"	24"	24"	24"
	HEIGHT FROM SEAT	6"	6"	6"	6"	6"	6"	6"	6"	6"
HIGH ARMS:	HEIGHT FROM FLOOR	30"	30"	30"	30"	30"	30"	30"	30"	30"
	HEIGHT FROM SEAT	12"	12"	12"	12"	12"	12"	12"	12"	12"
COM:	NO ARM FULL: yds	12.25	12.25	19.25	15.75	19.25	22.75	19.25	22.75	26.25
	SEAT: yds	5.25	5.25	8.75	7	8.75	10.5	8.75	10.5	12.25
	BACK: yds	7	7	10.5	8.75	10.5	12.25	10.5	12.25	14
	LW ARM: yds	3	3	3	3	3	3	3	3	3
	LN ARM: yds	2.5	2.5	2.5	2.5	2.5	2.5	2.5	2.5	2.5
	HW ARM: yds	3.5	3.5	3.5	3.5	3.5	3.5	3.5	3.5	3.5
	HN ARM: yds	3.25	3.25	3.25	3.25	3.25	3.25	3.25	3.25	3.25
	PARTIAL SCREEN	3.5	4.75	6	4.75	6	7.25	6.5	7.5	8.5
	FULL SCREEN	9	10	11.5	10	11	12.5	9.75	12.5	11.5
	SURROUND SCREEN	13	14	11.5	14	15	16.5	13.75	16.5	15.5

U-SHAPE	DIMENSIONS	4x2	4x3	4x4
OVERALL NO ARM:	HEIGHT	30"	30"	30"
	WIDTH	102"	102"	102"
	DEPTH	51"	75"	99"
SEAT:	HEIGHT	18"	18"	18"
	WIDTH	24"	24"	24"
	DEPTH	20"	20"	20"
LOW ARMS:	HEIGHT FROM FLOOR	24"	24"	24"
	HEIGHT FROM SEAT	6"	6"	6"
HIGH ARMS:	HEIGHT FROM FLOOR	30"	30"	30"
	HEIGHT FROM SEAT	12"	12"	12"
COM:	NO ARM FULL: yds	24.5	31.5	39
	SEAT: yds	10.5	14	18
	BACK: yds	14	17.5	21
	LW ARM: yds	3	3	3
	LN ARM: yds	2.5	2.5	2.5
	HW ARM: yds	3.5	3.5	3.5
	HN ARM: yds	3.25	3.25	3.25
	PARTIAL SCREEN	6.5	7.5	8.5
	FULL SCREEN	9.75	12.5	11.5
	SURROUND SCREEN	16	16.5	15.5



# EXCHANGE<sup>®</sup> DIMENSIONS

FULL CREDENZA	DIMENSIONS	1x1	2x2	3x3	2x3	3x2	3x4	4x3
OVERALL NO ARM [HIGH PARTIAL SCREEN]:	HEIGHT	60"	60"	60"	60"	60"	60"	60"
	WIDTH	36"	60"	102"	96"	96"	120"	96"
	DEPTH	96"	96"	99"	96"	96"	96"	120"
OVERALL WIDE ARM [HIGH PARTIAL SCREEN]:	HEIGHT	60"	60"	60"	-	-	-	-
	WIDTH	48"	60"	84"	-	-	-	-
	DEPTH	96"	96"	96"	-	-	-	-
SEAT:	HEIGHT	18"	60"	60"	18"	18"	18"	18"
	WIDTH	24"	72"	84"	24"	24"	24"	24"
	DEPTH	20"	96"	96"	20"	20"	20"	20"
LOW ARMS:	HEIGHT FROM FLOOR	24"	24"	24"	-	-	-	-
	HEIGHT FROM SEAT	6"	6"	6"	-	-	-	-
HIGH ARMS:	HEIGHT FROM FLOOR	30"	30"	30"	-	-	-	-
	HEIGHT FROM SEAT	12"	12"	12"	-	-	-	-
WIDE ARMS:	WIDTH [SIDE TO SIDE]	12"	12"	12"	-	-	-	-
COM:	NO ARM PARTIAL SCREEN: yds	17	26.5	36.2	36.2	36.2	46.1	46.1
	SEAT: yds	3.5	7	10.5	8.75	8.75	12.25	12.25
	BACK: yds	3.5	7	10.5	8.75	8.75	12.25	12.25
	LW ARM [SINGLE ARM]: yds	1.5	1.5	1.5	-	-	-	-
	HW ARM [SINGLE ARM]: yds	1.75	1.75	1.75	-	-	-	-
	PARTIAL SCREEN: yds	10	12.5	15.2	18.7	18.7	21.6	21.6
	FULL SCREEN	11.2	13.85	16.5	-	-	-	-
	SURROUND SCREEN	14.7	17.35	20	-	-	-	-

PARTIAL CREDENZA	DIMENSIONS	LEFT 2-SEATER	RIGHT 2-SEATER	LEFT 3-SEATER	RIGHT 3-SEATER
OVERALL NO ARM [HIGH PARTIAL SCREEN]:	HEIGHT	60"	60"	60"	60"
	WIDTH	60"	72"	84"	72"
	DEPTH	72"	60"	72"	84"
OVERALL WIDE ARM [HIGH PARTIAL SCREEN]:	HEIGHT	60"	60"	60"	60"
	WIDTH	72"	72"	96"	72"
	DEPTH	72"	72"	72"	96"
LOW ARMS:	HEIGHT FROM FLOOR	24"	24"	24"	24"
	HEIGHT FROM SEAT	6"	6"	6"	6"
HIGH ARMS:	HEIGHT FROM FLOOR	30"	30"	30"	30"
	HEIGHT FROM SEAT	12"	12"	12"	12"
WIDE ARMS:	WIDTH: [side to side]	12"	12"	12"	12"
COM:	NO ARM PARTIAL SCREEN: yds	14.75	14.75	19.75	19.75
	SEAT: yds	3.5	3.5	5.25	5.25
	BACK: yds	3.5	3.5	5.25	5.25
	LW ARM: yds	1.5	1.5	1.5	1.5
	HW ARM: yds	1.75	1.75	1.75	1.75
	COM PARTIAL SCREEN:	7.75	7.75	9.25	9.25
	COM FULL SCREEN:	8.5	8.5	9.75	9.75
	COM SURROUND SCREEN:	10.25	10.25	11.5	11.5
	SURROUND SCREEN	16	16.5	15.5	15.5

# EXCHANGE<sup>®</sup> DIMENSIONS

PARTIAL CREDENZA	DIMENSIONS	LEFT L-3x3	RIGHT L-3x3	LEFT L-3x4	RIGHT L-3x4	LEFT L-4x3	RIGHT L-4x3	LEFT L-4x4	RIGHT L-4x4
OVERALL NO ARM [HIGH PARTIAL SCREEN]:	HEIGHT	60"	60"	60"	60"	60"	60"	60"	60"
	WIDTH	76"	88"	76"	112"	76"	112"	100"	112"
	DEPTH	88"	76"	112"	76"	112"	76"	112"	100"
OVERALL WIDE ARM [HIGH PARTIAL SCREEN]:	HEIGHT	60"	60"	60"	60"	60"	60"	60"	60"
	WIDTH	88"	88"	112"	112"	112"	112"	112"	112"
	DEPTH	88"	88"	88"	88"	88"	88"	112"	112"
LOW ARMS:	HEIGHT FROM FLOOR	24"	24"	24"	24"	24"	24"	24"	24"
	HEIGHT FROM SEAT	6"	6"	6"	6"	6"	6"	6"	6"
HIGH ARMS:	HEIGHT FROM FLOOR	30"	30"	30"	30"	30"	30"	30"	30"
	HEIGHT FROM SEAT	12"	12"	12"	12"	12"	12"	12"	12"
WIDE ARMS:	WIDTH: [side to side]	12"	12"	12"	12"	12"	12"	12"	12"
COM:	NO ARM PARTIAL SCREEN: yds	28.8	28.8	33.75	33.75	33.75	33.75	38.5	38.5
	SEAT: yds	8.75	8.75	10.5	10.5	10.5	10.5	12.25	12.25
	BACK: yds	9.5	9.5	11.25	11.25	11.25	11.25	13	13
	LW ARM: yds	1.5	1.5	1.5	1.5	1.5	1.5	1.5	1.5
	HW ARM: yds	1.75	1.75	1.75	1.75	1.75	1.75	1.75	1.75
	COM PARTIAL SCREEN:	10.55	10.55	12	12	12	12	13.25	13.25
	COM FULL SCREEN, NO ARM:	14	14	15.5	15.5	15.5	15.5	16.75	16.75
	COM FULL SCREEN, WIDE ARM:	14.75	14.75	16.05	16.05	16.05	16.05	17.4	17.4
	COM SURROUND SCREEN:	16.45	16.45	17.8	17.8	17.8	17.8	19.15	19.15

PARTIAL CREDENZA	DIMENSIONS	LEFT U-2x3	RIGHT U-3x2	LEFT U-3x4	LEFT U-4x3
OVERALL NO ARM [HIGH PARTIAL SCREEN]:	HEIGHT	60"	60"	60"	60"
	WIDTH	104"	88"	104"	112"
	DEPTH	88"	104"	112"	104"
COM:	NO ARM PARTIAL SCREEN: yds	38.5	38.5	47.8	47.8
	SEAT: yds	12.25	12.25	15.75	15.75
	BACK: yds	13.75	13.75	17.25	17.25
	COM PARTIAL SCREEN:	12.1	12.1	14.8	14.8
	COM FULL SCREEN, NO ARM:	19	19	21.75	21.75

WORKPOD	DIMENSIONS	ONE-SEATER	TWO-SEATER
OVERALL NO ARM:	HEIGHT	48"	48"
	WIDTH	37"	61"
	DEPTH	56"	56"
SEAT:	HEIGHT	18"	18"
	WIDTH	24"	24"
	DEPTH	20"	20"
LOW ARMS:	HEIGHT FROM FLOOR	24"	24"
	HEIGHT FROM SEAT	6"	6"
HIGH ARMS:	HEIGHT FROM FLOOR	30"	30"
	HEIGHT FROM SEAT	12"	12"
	WIDE ARMS WIDTH:	12"	12"
COM:	NO ARM FULL: yds	3.75	7
	SEAT: yds	1.75	3.5
	BACK: yds	1.75	3.5
	LW ARM: yds	3	3
	HW ARM: yds	3.5	3.5
	COM PARTIAL SCREEN:	8.25	9.25
	COM FULL SCREEN:	8.75	10
	COM SURROUND SCREEN:	10.75	12



# EXCHANGE® ONE-SEATER

DESIGN | NICK GILLISSIE    GSA SIN | 711-17

**BASE PRICE | \$1,372**

E1011-NA

\*ARM PRICES LISTED AS SINGLE ARM ONLY  
\*KNIT SCREEN PRICES USE GRADE 3

## NOTES

- See page 41 for general features and notes
- See page 42-44 for dimensions and customers own material yardage
- Linking Ends can be paired with any other
- End option. All Arms or 12" Platform Ends must be paired with either the same on the opposite end or a Linking end.
- Refer to Application Guide for rules on using linking ends

Code	Grade 1	Grade 2/ COM	Grade 3/ Knit Screens	Grade 4/ COL	Grade 5	Grade 6	Grade 7	Grade 8	Leather 1	Leather 2	Leather 3
SEAT + OTTOMAN	\$868	\$917	\$949	\$991	\$1,027	\$1,092	\$1,166	\$1,248	\$1,427	\$1,507	\$1,747
MIDBACK	\$504	\$553	\$585	\$627	\$663	\$728	\$802	\$884	\$1,063	\$1,143	\$1,383
HIGHBACK	\$654	\$710	\$746	\$794	\$836	\$910	\$994	\$1,088	\$1,293	\$1,384	\$1,658
LOW WIDE ARM*	\$410	\$452	\$479	\$515	\$547	\$602	\$665	\$736	\$889	\$958	\$1,163
LOW NARROW ARM*	\$338	\$373	\$396	\$426	\$452	\$498	\$551	\$609	\$737	\$794	\$966
HIGH WIDE ARM*	\$514	\$563	\$595	\$637	\$673	\$738	\$812	\$894	\$1,073	\$1,153	\$1,393
HIGH NARROW ARM*	\$431	\$480	\$512	\$554	\$590	\$655	\$729	\$811	\$990	\$1,070	\$1,310
PARTIAL SCREEN	\$192	\$241	\$273	\$315	\$351	\$416	\$490	\$572	\$751	\$831	\$1,071
FULL SCREEN	\$384	\$468	\$522	\$594	\$657	\$768	\$894	\$1,035	\$1,343	\$1,479	\$1,890
SURROUND SCREEN	\$832	\$1,028	\$1,154	\$1,322	\$1,469	\$1,728	\$2,022	\$2,351	\$3,069	\$3,387	\$4,346

SERIES	E1	Exchange Linear	CODE		CODE		\$
BACK STYLE	0	Midback	1	Highback	X	Ottoman	VAR
LEG	11	One-Seater					-
END OPTION	LNA	No Arm - Left End	RNA	No Arm - Right End			-
	LLK	Linking End - Left End	RLK	Linking End - Right End			VAR
	LLW	Low Wide - Left End	RLW	Low Wide - Right End			VAR
	LLN	Low Narrow - Left End	RLN	Low Narrow - Right End			VAR
	LHW	High Wide - Left End	RHW	High Wide - Right End			VAR
	LHN	High Narrow - Left End	RHN	High Narrow - Right End			VAR
	LPT	12" Platform - Left End ***	RPT	12" Platform - Right End ***			\$950
ARM SURFACE	WH	White	CL	Clay	WW	Washed Wood	\$340
	NT	Natural	TA	Taupe	WL	Light Wood	\$340
	FO	Fog	EA	Earth	WM	Medium Wood	\$340
	MS	Mist	BK	Black	WS	Slate Wood	\$340
					WD	Dark Wood	\$340
LEG POSITION	US	Under Seat [Ottoman and No Arms Only]	UA	Under Arm [not available for Ottoman]			
LEG TYPE	SL	Standard Leg					-
	RL	Rectangle Leg					\$55
	WL	Wire Leg [Chrome Only] [for painted contact Sales Support]					\$465
	LO	Wood Leg [Light Oak]	MO	Wood Leg [Medium Oak]	DO	Wood Leg [Dark Oak]	\$135
PAINT FINISH	MON	Matte Onyx	MSK	Matte Smoke			-
[will reflect all painted components]	PON	Onyx	PSK	Smoke	PHZ	Haze	-
	PCT	Cotton	PCU	Currant	PMI	Midnight	-
	PCI	Citrus [coming soon]	PIN	Indigo [coming soon]	PPI	Pine [coming soon]	-
	PPO	Pottery [coming soon]	PBR	Birch [coming soon]			-
POWER FINISH	O	Matte Onyx	C	Matte Cloud	S	Matte Smoke	-
POWER LOCATION	L	Power USB Single Left Arm	R	Power USB Single Right Arm			\$250
Code: Combine color + side Example CR = Cloud Single Right Arm FOR DUAL POWER SPECIFY LEFT AND RIGHT ARM							
SCREEN TYPE	PS	Partial Screen	FS	Full Screen*	SS	Surround Screen*	VAR
KNIT SCREEN COLOR	FR	Frost	KH	Khaki	GR	Graphite	VAR
	JA	Java	BK	Black			VAR
FREIGHT OPTIONS	BW	Blanket Wrapped Fully Assembled [25 seat min]					\$75
	PA	Partially Assembled					\$100
FREIGHT REQUIREMENTS	AS	Allseating Standard					-
	FQ	Special Freight Instructions**					VAR
	GD	Guaranteed Delivery**					VAR


\* Available with matching ARMS only

\*\* Call for Quote

\*\*\* Price includes laminate

**TO ORDER SIMPLY FILL IN THE BLANKS**

E1		11	L	R										
SERIES	BACK STYLE	LEG	END OPTION	END OPTION	ARM SURFACE	LEG POSITION	LEG TYPE	PAINT FINISH	POWER FINISH+LOCATION	SCREEN TYPE	KNIT SCREEN	FREIGHT OPTION	FREIGHT REQUIRE- MENTS	FABRIC CODE <small>Please refer to <a href="http://allseating.com">allseating.com</a> for fabric codes.</small>



# EXCHANGE® TWO-SEATER

DESIGN | NICK GILLISSIE      GSA SIN | 711-17

**BASE PRICE | \$2,744**

**E1012-NA**

\*ARM PRICES LISTED AS SINGLE ARM ONLY  
\*KNIT SCREEN PRICES USE GRADE 3

Code	Grade 1	Grade 2/ COM	Grade 3/ Knit Screens	Grade 4/ COL	Grade 5	Grade 6	Grade 7	Grade 8	Leather 1	Leather 2	Leather 3
SEAT + BENCH	\$1,736	\$1,834	\$1,897	\$1,981	\$2,055	\$2,184	\$2,331	\$2,496	\$2,854	\$3,014	\$3,493
MIDBACK	\$1,008	\$1,106	\$1,169	\$1,253	\$1,327	\$1,456	\$1,603	\$1,768	\$2,126	\$2,286	\$2,765
HIGHBACK	\$1,308	\$1,420	\$1,492	\$1,588	\$1,672	\$1,820	\$1,988	\$2,176	\$2,586	\$2,768	\$3,316
LOW WIDE ARM*	\$410	\$452	\$479	\$515	\$547	\$602	\$665	\$736	\$889	\$958	\$1,163
LOW NARROW ARM*	\$338	\$373	\$396	\$426	\$452	\$498	\$551	\$609	\$737	\$794	\$966
HIGH WIDE ARM*	\$514	\$563	\$595	\$637	\$673	\$738	\$812	\$894	\$1,073	\$1,153	\$1,393
HIGH NARROW ARM*	\$431	\$480	\$512	\$554	\$590	\$655	\$729	\$811	\$990	\$1,070	\$1,310
PARTIAL SCREEN	\$384	\$468	\$522	\$594	\$657	\$768	\$894	\$1,035	\$1,343	\$1,479	\$1,890
FULL SCREEN	\$576	\$695	\$772	\$874	\$963	\$1,120	\$1,299	\$1,498	\$1,934	\$2,127	\$2,710
SURROUND SCREEN	\$1,024	\$1,255	\$1,404	\$1,602	\$1,775	\$2,080	\$2,427	\$2,814	\$3,660	\$4,035	\$5,166

## NOTES

- See page 41 for general features and notes
- See page 42-44 for dimensions and customers own material yardage

SERIES	E1	Exchange Linear	CODE		CODE		\$
BACK STYLE	0	Midback	1	Highback	X	Bench	VAR
LEG	12	Two-Seater					-
END OPTION	LNA	No Arm - Left End	RNA	No Arm - Right End			-
	LLK	Linking End - Left End	RLK	Linking End - Right End			VAR
	LLW	Low Wide - Left End	RLW	Low Wide - Right End			VAR
	LLN	Low Narrow - Left End	RLN	Low Narrow - Right End			VAR
	LHW	High Wide - Left End	RHW	High Wide - Right End			VAR
	LHN	High Narrow - Left End	RHN	High Narrow - Right End			VAR
	LPT	12" Platform - Left End	RPT	12" Platform - Right End			\$950
ARM SURFACE	WH	White	CL	Clay	WW	Washed Wood	\$340
	NT	Natural	TA	Taupe	WL	Light Wood	\$340
	FO	Fog	EA	Earth	WM	Medium Wood	\$340
	MS	Mist	BK	Black	WS	Slate Wood	\$340
					WD	Dark Wood	\$340
LEG POSITION	US	Under Seat [Bench + Narrow Arms Only]	UA	Under Arm [not available for Bench]			
LEG TYPE	SL	Standard Leg					-
	RL	Rectangle Leg					\$55
	WL	Wire Leg [Chrome Only] [for painted contact Sales Support]					\$465
	LO	Wood Leg [Light Oak]	MO	Wood Leg [Medium Oak]	DO	Wood Leg [Dark Oak]	\$135
PAIN'T FINISH	MON	Matte Onyx	MSK	Matte Smoke			-
[will reflect all painted components]	PON	Onyx	PSK	Smoke	PHZ	Haze	-
	PCT	Cotton	PCU	Currant	PMI	Midnight	-
	PCI	Citrus [coming soon]	PIN	Indigo [coming soon]	PPI	Pine [coming soon]	-
	PPO	Pottery [coming soon]	PBR	Birch [coming soon]			-
POWER FINISH	O	Matte Onyx	C	Matte Cloud	S	Matte Smoke	-
POWER LOCATION	L	Power USB Single Left Arm	R	Power USB Single Right Arm			\$250
Code: Combine color + side Example CR = Cloud Single Right Arm FOR DUAL POWER SPECIFY LEFT AND RIGHT ARM							
SCREEN TYPE	PS	Partial Screen	FS	Full Screen*	SS	Surround Screen*	VAR
KNIT SCREEN COLOR	FR	Frost	KH	Khaki	GR	Graphite	VAR
	JA	Java	BK	Black			VAR
FREIGHT OPTIONS	BW	Blanket Wrapped Fully Assembled [25 seat min]					\$150
	PA	Partially Assembled					\$200
FREIGHT REQUIREMENTS	AS	Allseating Standard					-
	FQ	Special Freight Instructions**					VAR
	GD	Guaranteed Delivery**					VAR

\* Available with matching ARMS only

\*\* Call for Quote

\*\*\* Price includes laminate

**TO ORDER SIMPLY FILL IN THE BLANKS**

E1		12	L	R										
SERIES	BACK STYLE	LEG	END OPTION	END OPTION	ARM SURFACE	LEG POSITION	LEG TYPE	PAINT FINISH	POWER FINISH+LOCATION	SCREEN TYPE	KNIT SCREEN	FREIGHT OPTION	FREIGHT REQUIRE- MENTS	FABRIC CODE <small>Please refer to <a href="http://allseating.com">allseating.com</a> for fabric codes.</small>



# EXCHANGE® THREE SEATER

DESIGN | NICK GILLISSIE      GSA SIN | 711-17

**BASE PRICE | \$4,116**

**E1013-NA**

\*ARM PRICES LISTED AS SINGLE ARM ONLY  
\*KNIT SCREEN PRICES USE GRADE 3

Code	Grade 1	Grade 2/ COM	Grade 3/ Knit Screens	Grade 4/ COL	Grade 5	Grade 6	Grade 7	Grade 8	Leather 1	Leather 2	Leather 3
SEAT + BENCH	\$2,604	\$2,751	\$2,846	\$2,972	\$3,082	\$3,276	\$3,497	\$3,743	\$4,281	\$4,520	\$5,240
MIDBACK	\$1,512	\$1,659	\$1,754	\$1,880	\$1,990	\$2,184	\$2,405	\$2,651	\$3,189	\$3,428	\$4,148
HIGHBACK	\$1,962	\$2,130	\$2,238	\$2,382	\$2,508	\$2,730	\$2,982	\$3,264	\$3,879	\$4,152	\$4,974
LOW WIDE ARM*	\$410	\$452	\$479	\$515	\$547	\$602	\$665	\$736	\$889	\$958	\$1,163
LOW NARROW ARM*	\$338	\$373	\$396	\$426	\$452	\$498	\$551	\$609	\$737	\$794	\$966
HIGH WIDE ARM*	\$514	\$563	\$595	\$637	\$673	\$738	\$812	\$894	\$1,073	\$1,153	\$1,393
HIGH NARROW ARM*	\$431	\$480	\$512	\$554	\$590	\$655	\$729	\$811	\$990	\$1,070	\$1,310
PARTIAL SCREEN	\$576	\$695	\$772	\$874	\$963	\$1,120	\$1,299	\$1,498	\$1,934	\$2,127	\$2,710
FULL SCREEN	\$768	\$929	\$1,033	\$1,171	\$1,291	\$1,504	\$1,746	\$2,106	\$2,605	\$2,867	\$3,655
SURROUND SCREEN	\$1,216	\$1,489	\$1,665	\$1,899	\$2,103	\$2,464	\$2,874	\$3,332	\$4,331	\$4,775	\$6,111

## NOTES

- See page 41 for general features and notes
- See page 42-44 for dimensions and customers own material yardage

SERIES	E1	Exchange Linear	CODE		CODE		\$
BACK STYLE	0	Midback	1	Highback	X	Bench	VAR
LEG	13	Three-Seater					-
END OPTION	LNA	No Arm - Left End	RNA	No Arm - Right End			-
	LLK	Linking End - Left End	RLK	Linking End - Right End			VAR
	LLW	Low Wide - Left End	RLW	Low Wide - Right End			VAR
	LLN	Low Narrow - Left End	RLN	Low Narrow - Right End			VAR
	LHW	High Wide - Left End	RHW	High Wide - Right End			VAR
	LHN	High Narrow - Left End	RHN	High Narrow - Right End			VAR
	LPT	12" Platform - Left End	RPT	12" Platform - Right End			\$950
ARM SURFACE	WH	White	CL	Clay	WW	Washed Wood	\$340
	NT	Natural	TA	Taupe	WL	Light Wood	\$340
	FO	Fog	EA	Earth	WM	Medium Wood	\$340
	MS	Mist	BK	Black	WS	Slate Wood	\$340
					WD	Dark Wood	\$340
LEG POSITION	US	Under Seat [Bench + Narrow Arms Only]	UA	Under Arm [not available for Bench]			
LEG TYPE	SL	Standard Leg					-
	RL	Rectangle Leg					\$55
	WL	Wire Leg [Chrome Only] [for painted contact Sales Support]					\$465
	LO	Wood Leg [Light Oak]	MO	Wood Leg [Medium Oak]	DO	Wood Leg [Dark Oak]	\$135
PAINT FINISH	MON	Matte Onyx	MSK	Matte Smoke			-
[will reflect all painted components]	PON	Onyx	PSK	Smoke	PHZ	Haze	-
	PCT	Cotton	PCU	Currant	PMI	Midnight	-
	PCI	Citrus [coming soon]	PIN	Indigo [coming soon]	PPI	Pine [coming soon]	-
	PPO	Pottery [coming soon]	PBR	Birch [coming soon]			-
POWER FINISH	O	Matte Onyx	C	Matte Cloud	S	Matte Smoke	-
POWER LOCATION	L	Power USB Single Left Arm	R	Power USB Single Right Arm			\$250
Code: Combine color + side Example CR = Cloud Single Right Arm FOR DUAL POWER SPECIFY LEFT AND RIGHT ARM							
SCREEN TYPE	PS	Partial Screen	FS	Full Screen*	SS	Surround Screen*	VAR
KNIT SCREEN COLOR	FR	Frost	KH	Khaki	GR	Graphite	VAR
	JA	Java	BK	Black			VAR
FREIGHT OPTIONS	BW	Blanket Wrapped Fully Assembled [25 seat min]					\$225
	PA	Partially Assembled					\$300
FREIGHT REQUIREMENTS	AS	Allseating Standard					-
	FQ	Special Freight Instructions**					VAR
	GD	Guaranteed Delivery**					VAR


\* Available with matching ARMS only

\*\* Call for Quote

\*\*\* Price includes laminate

**TO ORDER SIMPLY FILL IN THE BLANKS**

E1		13	L	R										
SERIES	BACK STYLE	LEG	END OPTION	END OPTION	ARM SURFACE	LEG POSITION	LEG TYPE	PAINT FINISH	POWER FINISH+LOCATION	SCREEN TYPE	KNIT SCREEN	FREIGHT OPTION	FREIGHT REQUIRE- MENTS	FABRIC CODE <small>Please refer to <a href="http://allseating.com">allseating.com</a> for fabric codes.</small>



# EXCHANGE® FOUR-SEATER

DESIGN | NICK GILLISSIE      GSA SIN | 711-17

**BASE PRICE | \$5,488**

**E1014-NA**

\*ARM PRICES LISTED AS SINGLE ARM ONLY  
\*KNIT SCREEN PRICES USE GRADE 3

Code	Grade 1	Grade 2/ COM	Grade 3/ Knit Screens	Grade 4/ COL	Grade 5	Grade 6	Grade 7	Grade 8	Leather 1	Leather 2	Leather 3
SEAT + BENCH	\$3,472	\$3,668	\$3,794	\$3,962	\$4,109	\$4,368	\$4,662	\$4,991	\$5,709	\$6,027	\$6,986
MIDBACK	\$2,016	\$2,212	\$2,338	\$2,506	\$2,653	\$2,912	\$3,206	\$3,535	\$4,253	\$4,571	\$5,530
HIGHBACK	\$2,616	\$2,840	\$2,984	\$3,176	\$3,344	\$3,640	\$3,976	\$4,352	\$5,172	\$5,536	\$6,632
LOW WIDE ARM*	\$410	\$452	\$479	\$515	\$547	\$602	\$665	\$736	\$889	\$958	\$1,163
LOW NARROW ARM*	\$338	\$373	\$396	\$426	\$452	\$498	\$551	\$609	\$737	\$794	\$966
HIGH WIDE ARM*	\$514	\$563	\$595	\$637	\$673	\$738	\$812	\$894	\$1,073	\$1,153	\$1,393
HIGH NARROW ARM*	\$431	\$480	\$512	\$554	\$590	\$655	\$729	\$811	\$990	\$1,070	\$1,310
PARTIAL SCREEN	\$768	\$929	\$1,033	\$1,171	\$1,291	\$1,504	\$1,746	\$2,016	\$2,605	\$2,867	\$3,655
FULL SCREEN	\$960	\$1,156	\$1,282	\$1,450	\$1,597	\$1,856	\$2,150	\$2,479	\$3,197	\$3,515	\$4,474
SURROUND SCREEN	\$1,408	\$1,716	\$1,914	\$2,178	\$2,409	\$2,816	\$3,278	\$3,795	\$4,923	\$5,423	\$6,930

## NOTES

- See page 41 for general features and notes
- See page 42-44 for dimensions and customers own material yardage

SERIES	E1	Exchange Linear	CODE		CODE		\$
BACK STYLE	0	Midback	1	Highback	X	Bench	VAR
LEG	14	Three-Seater					-
END OPTION	LNA	No Arm - Left End	RNA	No Arm - Right End			-
	LLK	Linking End - Left End	RLK	Linking End - Right End			VAR
	LLW	Low Wide - Left End	RLW	Low Wide - Right End			VAR
	LLN	Low Narrow - Left End	RLN	Low Narrow - Right End			VAR
	LHW	High Wide - Left End	RHW	High Wide - Right End			VAR
	LHN	High Narrow - Left End	RHN	High Narrow - Right End			VAR
	LPT	12" Platform - Left End	RPT	12" Platform - Right End			\$950
ARM SURFACE	WH	White	CL	Clay	WW	Washed Wood	\$340
	NT	Natural	TA	Taupe	WL	Light Wood	\$340
	FO	Fog	EA	Earth	WM	Medium Wood	\$340
	MS	Mist	BK	Black	WS	Slate Wood	\$340
					WD	Dark Wood	\$340
LEG POSITION	US	Under Seat [Bench + Narrow Arms Only]	UA	Under Arm [not available for Bench]			
LEG TYPE	SL	Standard Leg					-
	RL	Rectangle Leg					\$55
	WL	Wire Leg [Chrome Only] [for painted contact Sales Support]					\$465
	LO	Wood Leg [Light Oak]	MO	Wood Leg [Medium Oak]	DO	Wood Leg [Dark Oak]	\$135
PAINT FINISH	MON	Matte Onyx	MSK	Matte Smoke			-
[will reflect all painted components]	PON	Onyx	PSK	Smoke	PHZ	Haze	-
	PCT	Cotton	PCU	Currant	PMI	Midnight	-
	PCI	Citrus [coming soon]	PIN	Indigo [coming soon]	PPI	Pine [coming soon]	-
	PPO	Pottery [coming soon]	PBR	Birch [coming soon]			-
POWER FINISH	O	Matte Onyx	C	Matte Cloud	S	Matte Smoke	-
POWER LOCATION	L	Power USB Single Left Arm	R	Power USB Single Right Arm			\$250
Code: Combine color + side Example CR = Cloud Single Right Arm FOR DUAL POWER SPECIFY LEFT AND RIGHT ARM							
SCREEN TYPE	PS	Partial Screen	FS	Full Screen*	SS	Surround Screen*	VAR
KNIT SCREEN COLOR	FR	Frost	KH	Khaki	GR	Graphite	VAR
	JA	Java	BK	Black			VAR
FREIGHT OPTIONS	BW	Blanket Wrapped Fully Assembled [25 seat min]					\$300
	PA	Partially Assembled					\$400
FREIGHT REQUIREMENTS	AS	Allseating Standard					-
	FQ	Special Freight Instructions**					VAR
	GD	Guaranteed Delivery**					VAR

\* Available with matching ARMS only

\*\* Call for Quote

\*\*\* Price includes laminate

**TO ORDER SIMPLY FILL IN THE BLANKS**

E1		14	L	R										
SERIES	BACK STYLE	LEG	END OPTION	END OPTION	ARM SURFACE	LEG POSITION	LEG TYPE	PAINT FINISH	POWER FINISH+LOCATION	SCREEN TYPE	KNIT SCREEN	FREIGHT OPTION	FREIGHT REQUIRE- MENTS	FABRIC CODE <small>Please refer to <a href="http://allseating.com">allseating.com</a> for fabric codes.</small>



# EXCHANGE® L-SHAPE 2x2

DESIGN | NICK GILLISSIE      GSA SIN | 711-17

**BASE PRICE | \$4,578**

E2022-NA

\*ARM PRICES LISTED AS SINGLE ARM ONLY  
\*KNIT SCREEN PRICES USE GRADE 3

## NOTES

- See page 41 for general features and notes
- See page 42-44 for dimensions and customers own material yardage

Code	Grade 1	Grade 2/ COM	Grade 3/ Knit Screens	Grade 4/ COL	Grade 5	Grade 6	Grade 7	Grade 8	Leather 1	Leather 2	Leather 3
SEAT + OTTOMAN	\$2,562	\$2,709	\$2,804	\$2,930	\$3,040	\$3,234	\$3,455	\$3,701	\$4,239	\$4,478	\$5,198
BACK	\$2,016	\$2,212	\$2,338	\$2,506	\$2,653	\$2,912	\$3,206	\$3,535	\$4,253	\$4,571	\$5,530
LOW WIDE ARM*	\$410	\$452	\$479	\$515	\$547	\$602	\$665	\$736	\$889	\$958	\$1,163
LOW NARROW ARM*	\$338	\$373	\$396	\$426	\$452	\$498	\$551	\$609	\$737	\$794	\$966
HIGH WIDE ARM*	\$514	\$563	\$595	\$637	\$673	\$738	\$812	\$894	\$1,073	\$1,153	\$1,393
HIGH NARROW ARM*	\$431	\$480	\$512	\$554	\$590	\$655	\$729	\$811	\$990	\$1,070	\$1,310
LOW DOUBLE WIDE	\$100	\$184	\$238	\$310	\$373	\$484	\$610	\$751	\$1,059	\$1,195	\$1,606
PARTIAL SCREEN	\$384	\$482	\$545	\$629	\$703	\$832	\$979	\$1,144	\$1,502	\$1,662	\$2,141
FULL SCREEN	\$832	\$1,042	\$1,177	\$1,357	\$1,515	\$1,792	\$2,107	\$2,460	\$3,228	\$3,570	\$4,597
SURROUND SCREEN	\$1,024	\$1,276	\$1,438	\$1,654	\$1,843	\$2,176	\$2,554	\$2,977	\$3,900	\$4,309	\$5,542

SERIES	E2	Exchange L-Shape	CODE		CODE		\$
BACK STYLE	0	Midback	X	No Back   Bench			VAR
LEG	22	2 x 2					-
END OPTION	LNA	No Arm - Left End	RNA	No Arm - Right End			-
	LLK	Linking End - Left End	RLK	Linking End - Right End			VAR
	LLW	Low Wide - Left End	RLW	Low Wide - Right End			VAR
	LLN	Low Narrow - Left End	RLN	Low Narrow - Right End			VAR
	LHW	High Wide - Left End	RHW	High Wide - Right End			VAR
	LHN	High Narrow - Left End	RHN	High Narrow - Right End			VAR
	LPT	12" Platform - Left End	RPT	12" Platform - Right End			\$950
ARM SURFACE	WH	White	CL	Clay	WW	Washed Wood	\$340
	NT	Natural	TA	Taupe	WL	Light Wood	\$340
	FO	Fog	EA	Earth	WM	Medium Wood	\$340
	MS	Mist	BK	Black	WS	Slate Wood	\$340
					WD	Dark Wood	\$340
LEG POSITION	US	Under Seat [Bench + Narrow Arms Only]	UA	Under Arm [not available for Bench]			
LEG TYPE	SL	Standard Leg					-
	RL	Rectangle Leg					\$55
	LO	Wood Leg [Light Oak]	MO	Wood Leg [Medium Oak]	DO	Wood Leg [Dark Oak]	\$135
PAINT FINISH	MON	Matte Onyx	MSK	Matte Smoke			-
[will reflect all painted components]	PON	Onyx	PSK	Smoke	PHZ	Haze	-
	PCT	Cotton	PCU	Currant	PMI	Midnight	-
	PCI	Citrus [coming soon]	PIN	Indigo [coming soon]	PPI	Pine [coming soon]	-
	PPO	Pottery [coming soon]	PBR	Birch [coming soon]			-
POWER FINISH	O	Matte Onyx	C	Matte Cloud	S	Matte Smoke	-
POWER LOCATION	L	Power USB Single Left Arm	R	Power USB Single Right Arm			\$250
Code: Combine color + side Example CR = Cloud Single Right Arm FOR DUAL POWER SPECIFY LEFT AND RIGHT ARM							
SCREEN TYPE	PS	Partial Screen	FS	Full Screen*	SS	Surround Screen*	VAR
KNIT SCREEN COLOR	FR	Frost	KH	Khaki	GR	Graphite	VAR
	JA	Java	BK	Black			VAR
FREIGHT OPTIONS	BW	Blanket Wrapped Fully Assembled [25 seat min]					\$225
	PA	Partially Assembled					\$300
FREIGHT REQUIREMENTS	AS	Allseating Standard					-
	FQ	Special Freight Instructions**					VAR
	GD	Guaranteed Delivery**					VAR

\* Available with matching ARMS only

**\*\* Call for Quote**

\*\*\* Price includes laminate

**TO ORDER SIMPLY FILL IN THE BLANKS**

E2		22	L	R										
SERIES	BACK STYLE	LEG	END OPTION	END OPTION	ARM SURFACE	LEG POSITION	LEG TYPE	PAINT FINISH	POWER FINISH+LOCATION	SCREEN TYPE	KNIT SCREEN	FREIGHT OPTION	FREIGHT REQUIRE- MENTS	FABRIC CODE <small>Please refer to <a href="http://allseating.com">allseating.com</a> for fabric codes.</small>





# EXCHANGE® L-SHAPE 2x3

DESIGN | NICK GILLISSIE    GSA SIN | 711-17

**BASE PRICE | \$5,950**

E2023-NA

\*ARM PRICES LISTED AS SINGLE ARM ONLY  
\*KNIT SCREEN PRICES USE GRADE 3

## NOTES

- See page 41 for general features and notes
- See page 42-44 for dimensions and customers own material yardage

Code	Grade 1	Grade 2/ COM	Grade 3/ Knit Screens	Grade 4/ COL	Grade 5	Grade 6	Grade 7	Grade 8	Leather 1	Leather 2	Leather 3
SEAT + OTTOMAN	\$3,430	\$3,626	\$3,752	\$3,920	\$4,067	\$4,326	\$4,620	\$4,949	\$5,667	\$5,985	\$6,944
BACK	\$2,520	\$2,765	\$2,923	\$3,133	\$3,316	\$3,640	\$4,008	\$4,419	\$5,316	\$5,714	\$6,913
LOW WIDE ARM*	\$410	\$452	\$479	\$515	\$547	\$602	\$665	\$736	\$889	\$958	\$1,163
LOW NARROW ARM*	\$338	\$373	\$396	\$426	\$452	\$498	\$551	\$609	\$737	\$794	\$966
HIGH WIDE ARM*	\$514	\$563	\$595	\$637	\$673	\$738	\$812	\$894	\$1,073	\$1,153	\$1,393
HIGH NARROW ARM*	\$431	\$480	\$512	\$554	\$590	\$655	\$729	\$811	\$990	\$1,070	\$1,310
LOW DOUBLE WIDE	\$100	\$184	\$238	\$310	\$373	\$484	\$610	\$751	\$1,059	\$1,195	\$1,606
PARTIAL SCREEN	\$576	\$709	\$795	\$909	\$1,008	\$1,184	\$1,384	\$1,607	\$2,094	\$2,310	\$2,961
FULL SCREEN	\$1,216	\$1,496	\$1,676	\$1,916	\$2,126	\$2,496	\$2,916	\$3,386	\$4,411	\$4,866	\$6,236
SURROUND SCREEN	\$1,664	\$2,056	\$2,308	\$2,644	\$2,938	\$3,456	\$4,044	\$4,702	\$6,137	\$6,774	\$8,692

SERIES	E2	Exchange L-Shape	CODE		CODE		\$
BACK STYLE	0	Midback	X	No Back   Bench			VAR
LEG	23	2 x 3					-
END OPTION	LNA	No Arm - Left End	RNA	No Arm - Right End			-
	LLK	Linking End - Left End	RLK	Linking End - Right End			VAR
	LLW	Low Wide - Left End	RLW	Low Wide - Right End			VAR
	LLN	Low Narrow - Left End	RLN	Low Narrow - Right End			VAR
	LHW	High Wide - Left End	RHW	High Wide - Right End			VAR
	LHN	High Narrow - Left End	RHN	High Narrow - Right End			VAR
	LPT	12" Platform - Left End	RPT	12" Platform - Right End			\$950
ARM SURFACE	WH	White	CL	Clay	WW	Washed Wood	\$340
	NT	Natural	TA	Taupe	WL	Light Wood	\$340
	FO	Fog	EA	Earth	WM	Medium Wood	\$340
	MS	Mist	BK	Black	WS	Slate Wood	\$340
					WD	Dark Wood	\$340
LEG POSITION	US	Under Seat [Bench + Narrow Arms Only]	UA	Under Arm [not available for Bench]			
LEG TYPE	SL	Standard Leg					-
	RL	Rectangle Leg					\$55
	LO	Wood Leg [Light Oak]	MO	Wood Leg [Medium Oak]	DO	Wood Leg [Dark Oak]	\$155
PAINT FINISH	MON	Matte Onyx	MSK	Matte Smoke			-
[will reflect all painted components]	PON	Onyx	PSK	Smoke	PHZ	Haze	-
	PCT	Cotton	PCU	Currant	PMI	Midnight	-
	PCI	Citrus [coming soon]	PIN	Indigo [coming soon]	PPI	Pine [coming soon]	-
	PPO	Pottery [coming soon]	PBR	Birch [coming soon]			-
POWER FINISH	O	Matte Onyx	C	Matte Cloud	S	Matte Smoke	-
POWER LOCATION	L	Power USB Single Left Arm	R	Power USB Single Right Arm			\$250
Code: Combine color + side Example CR = Cloud Single Right Arm FOR DUAL POWER SPECIFY LEFT AND RIGHT ARM							
SCREEN TYPE	PS	Partial Screen	FS	Full Screen*	SS	Surround Screen*	VAR
KNIT SCREEN COLOR	FR	Frost	KH	Khaki	GR	Graphite	VAR
	JA	Java	BK	Black			VAR
FREIGHT OPTIONS	BW	Blanket Wrapped Fully Assembled [25 seat min]					\$300
	PA	Partially Assembled					\$400
FREIGHT REQUIREMENTS	AS	Allseating Standard					-
	FQ	Special Freight Instructions**					VAR
	GD	Guaranteed Delivery**					VAR

\* Available with matching ARMS only

**\*\* Call for Quote**

\*\*\* Price includes laminate

**TO ORDER SIMPLY FILL IN THE BLANKS**

E2		23	L	R										
SERIES	BACK STYLE	LEG	END OPTION	END OPTION	ARM SURFACE	LEG POSITION	LEG TYPE	PAINT FINISH	POWER FINISH+LOCATION	SCREEN TYPE	KNIT SCREEN	FREIGHT OPTION	FREIGHT REQUIRE- MENTS	FABRIC CODE <small>Please refer to <a href="http://allseating.com">allseating.com</a> for fabric codes.</small>





# EXCHANGE® L-SHAPE 2x4

DESIGN | NICK GILLISSIE    GSA SIN | 711-17

**BASE PRICE | \$7,322**

E2024-NA

\*ARM PRICES LISTED AS SINGLE ARM ONLY  
\*KNIT SCREEN PRICES USE GRADE 3

## NOTES

- See page 41 for general features and notes
- See page 42-44 for dimensions and customers own material yardage

Code	Grade 1	Grade 2/ COM	Grade 3/ Knit Screens	Grade 4/ COL	Grade 5	Grade 6	Grade 7	Grade 8	Leather 1	Leather 2	Leather 3
SEAT + OTTOMAN	\$4,298	\$4,543	\$4,701	\$4,911	\$5,094	\$5,418	\$5,786	\$6,197	\$7,094	\$7,492	\$8,691
BACK	\$3,024	\$3,318	\$3,507	\$3,759	\$3,980	\$4,368	\$4,809	\$5,303	\$6,379	\$6,857	\$8,295
LOW WIDE ARM*	\$410	\$452	\$479	\$515	\$547	\$602	\$665	\$736	\$889	\$958	\$1,163
LOW NARROW ARM*	\$338	\$373	\$396	\$426	\$452	\$498	\$551	\$609	\$737	\$794	\$966
HIGH WIDE ARM*	\$514	\$563	\$595	\$637	\$673	\$738	\$812	\$894	\$1,073	\$1,153	\$1,393
HIGH NARROW ARM*	\$431	\$480	\$512	\$554	\$590	\$655	\$729	\$811	\$990	\$1,070	\$1,310
LOW DOUBLE WIDE	\$100	\$184	\$238	\$310	\$373	\$484	\$610	\$751	\$1,059	\$1,195	\$1,606
PARTIAL SCREEN	\$768	\$936	\$1,044	\$1,188	\$1,314	\$1,536	\$1,788	\$2,070	\$2,685	\$2,958	\$3,780
FULL SCREEN	\$1,312	\$1,613	\$1,807	\$2,065	\$2,290	\$2,688	\$3,140	\$3,645	\$4,747	\$5,236	\$6,709
SURROUND SCREEN	\$1,760	\$2,173	\$2,439	\$2,793	\$3,102	\$3,648	\$4,268	\$4,961	\$6,473	\$7,144	\$9,165

SERIES	E2	Exchange L-Shape	CODE		CODE		\$
BACK STYLE	0	Midback	X	No Back   Bench			VAR
LEG	24	2 x 4					-
END OPTION	LNA	No Arm - Left End	RNA	No Arm - Right End			-
	LLK	Linking End - Left End	RLK	Linking End - Right End			VAR
	LLW	Low Wide - Left End	RLW	Low Wide - Right End			VAR
	LLN	Low Narrow - Left End	RLN	Low Narrow - Right End			VAR
	LHW	High Wide - Left End	RHW	High Wide - Right End			VAR
	LHN	High Narrow - Left End	RHN	High Narrow - Right End			VAR
	LPT	12" Platform - Left End	RPT	12" Platform - Right End			\$950
ARM SURFACE	WH	White	CL	Clay	WW	Washed Wood	\$340
	NT	Natural	TA	Taupe	WL	Light Wood	\$340
	FO	Fog	EA	Earth	WM	Medium Wood	\$340
	MS	Mist	BK	Black	WS	Slate Wood	\$340
					WD	Dark Wood	\$340
LEG POSITION	US	Under Seat [Bench + Narrow Arms Only]	UA	Under Arm [not available for Bench]			
LEG TYPE	SL	Standard Leg					-
	RL	Rectangle Leg					\$55
	LO	Wood Leg [Light Oak]	MO	Wood Leg [Medium Oak]	DO	Wood Leg [Dark Oak]	\$155
PAINT FINISH	MON	Matte Onyx	MSK	Matte Smoke			-
[will reflect all painted components]	PON	Onyx	PSK	Smoke	PHZ	Haze	-
	PCT	Cotton	PCU	Currant	PMI	Midnight	-
	PCI	Citrus [coming soon]	PIN	Indigo [coming soon]	PPI	Pine [coming soon]	-
	PPO	Pottery [coming soon]	PBR	Birch [coming soon]			-
POWER FINISH	O	Matte Onyx	C	Matte Cloud	S	Matte Smoke	-
POWER LOCATION	L	Power USB Single Left Arm	R	Power USB Single Right Arm			\$250
Code: Combine color + side Example CR = Cloud Single Right Arm FOR DUAL POWER SPECIFY LEFT AND RIGHT ARM							
SCREEN TYPE	PS	Partial Screen	FS	Full Screen*	SS	Surround Screen*	VAR
KNIT SCREEN COLOR	FR	Frost	KH	Khaki	GR	Graphite	VAR
	JA	Java	BK	Black			VAR
FREIGHT OPTIONS	BW	Blanket Wrapped Fully Assembled [25 seat min]					\$375
	PA	Partially Assembled					\$500
FREIGHT REQUIREMENTS	AS	Allseating Standard					-
	FQ	Special Freight Instructions**					VAR
	GD	Guaranteed Delivery**					VAR

\* Available with matching ARMS only

**\*\* Call for Quote**

\*\*\* Price includes laminate

**TO ORDER SIMPLY FILL IN THE BLANKS**

E2		24	L	R										
SERIES	BACK STYLE	LEG	END OPTION	END OPTION	ARM SURFACE	LEG POSITION	LEG TYPE	PAINT FINISH	POWER FINISH+LOCATION	SCREEN TYPE	KNIT SCREEN	FREIGHT OPTION	FREIGHT REQUIRE- MENTS	FABRIC CODE <small>Please refer to <a href="http://allseating.com">allseating.com</a> for fabric codes.</small>



# EXCHANGE® L-SHAPE 3x2

DESIGN | NICK GILLISSIE      GSA SIN | 711-17

**BASE PRICE | \$5,950**

E2032-NA

\*ARM PRICES LISTED AS SINGLE ARM ONLY  
\*KNIT SCREEN PRICES USE GRADE 3

Code	Grade 1	Grade 2/ COM	Grade 3/ Knit Screens	Grade 4/ COL	Grade 5	Grade 6	Grade 7	Grade 8	Leather 1	Leather 2	Leather 3
SEAT + OTTOMAN	\$3,430	\$3,626	\$3,752	\$3,920	\$4,067	\$4,326	\$4,620	\$4,949	\$5,667	\$5,985	\$6,944
BACK	\$2,520	\$2,765	\$2,923	\$3,133	\$3,316	\$3,640	\$4,008	\$4,419	\$5,316	\$5,714	\$6,913
LOW WIDE ARM*	\$410	\$452	\$479	\$515	\$547	\$602	\$665	\$736	\$889	\$958	\$1,163
LOW NARROW ARM*	\$338	\$373	\$396	\$426	\$452	\$498	\$551	\$609	\$737	\$794	\$966
HIGH WIDE ARM*	\$514	\$563	\$595	\$637	\$673	\$738	\$812	\$894	\$1,073	\$1,153	\$1,393
HIGH NARROW ARM*	\$431	\$480	\$512	\$554	\$590	\$655	\$729	\$811	\$990	\$1,070	\$1,310
LOW DOUBLE WIDE	\$100	\$184	\$238	\$310	\$373	\$484	\$610	\$751	\$1,059	\$1,195	\$1,606
PARTIAL SCREEN	\$576	\$709	\$795	\$909	\$1,008	\$1,184	\$1,384	\$1,607	\$2,094	\$2,310	\$2,961
FULL SCREEN	\$1,216	\$1,496	\$1,676	\$1,916	\$2,126	\$2,496	\$2,916	\$3,386	\$4,411	\$4,866	\$6,236
SURROUND SCREEN	\$1,664	\$2,056	\$2,308	\$2,644	\$2,938	\$3,456	\$4,044	\$4,702	\$6,137	\$6,774	\$8,692

## NOTES

- See page 41 for general features and notes
- See page 42-44 for dimensions and customers own material yardage

SERIES	E2	Exchange L-Shape	CODE		CODE		\$
BACK STYLE	0	Midback	X	No Back   Bench			VAR
LEG	32	3 x 2					-
END OPTION	LNA	No Arm - Left End	RNA	No Arm - Right End			-
	LLK	Linking End - Left End	RLK	Linking End - Right End			VAR
	LLW	Low Wide - Left End	RLW	Low Wide - Right End			VAR
	LLN	Low Narrow - Left End	RLN	Low Narrow - Right End			VAR
	LHW	High Wide - Left End	RHW	High Wide - Right End			VAR
	LHN	High Narrow - Left End	RHN	High Narrow - Right End			VAR
	LPT	12" Platform - Left End	RPT	12" Platform - Right End			\$950
ARM SURFACE	WH	White	CL	Clay	WW	Washed Wood	\$340
	NT	Natural	TA	Taupe	WL	Light Wood	\$340
	FO	Fog	EA	Earth	WM	Medium Wood	\$340
	MS	Mist	BK	Black	WS	Slate Wood	\$340
					WD	Dark Wood	\$340
LEG POSITION	US	Under Seat [Bench + Narrow Arms Only]	UA	Under Arm [not available for Bench]			
LEG TYPE	SL	Standard Leg					-
	RL	Rectangle Leg					\$55
	LO	Wood Leg [Light Oak]	MO	Wood Leg [Medium Oak]	DO	Wood Leg [Dark Oak]	\$155
PAINT FINISH	MON	Matte Onyx	MSK	Matte Smoke			-
[will reflect all painted components]	PON	Onyx	PSK	Smoke	PHZ	Haze	-
	PCT	Cotton	PCU	Currant	PMI	Midnight	-
	PCI	Citrus [coming soon]	PIN	Indigo [coming soon]	PPI	Pine [coming soon]	-
	PPO	Pottery [coming soon]	PBR	Birch [coming soon]			-
POWER FINISH	O	Matte Onyx	C	Matte Cloud	S	Matte Smoke	-
POWER LOCATION	L	Power USB Single Left Arm	R	Power USB Single Right Arm			\$250
Code: Combine color + side Example CR = Cloud Single Right Arm FOR DUAL POWER SPECIFY LEFT AND RIGHT ARM							
SCREEN TYPE	PS	Partial Screen	FS	Full Screen*	SS	Surround Screen*	VAR
KNIT SCREEN COLOR	FR	Frost	KH	Khaki	GR	Graphite	VAR
	JA	Java	BK	Black			VAR
FREIGHT OPTIONS	BW	Blanket Wrapped Fully Assembled [25 seat min]					\$300
	PA	Partially Assembled					\$400
FREIGHT REQUIREMENTS	AS	Allseating Standard					-
	FQ	Special Freight Instructions**					VAR
	GD	Guaranteed Delivery**					VAR

\* Available with matching ARMS only

**\*\* Call for Quote**

\*\*\* Price includes laminate

**TO ORDER SIMPLY FILL IN THE BLANKS**

E2		32	L	R										
SERIES	BACK STYLE	LEG	END OPTION	END OPTION	ARM SURFACE	LEG POSITION	LEG TYPE	PAINT FINISH	POWER FINISH+LOCATION	SCREEN TYPE	KNIT SCREEN	FREIGHT OPTION	FREIGHT REQUIRE- MENTS	FABRIC CODE <small>Please refer to <a href="http://alisseating.com">alisseating.com</a> for fabric codes.</small>



# EXCHANGE® L-SHAPE 3x3

DESIGN | NICK GILLISSIE    GSA SIN | 711-17

**BASE PRICE | \$7,322**

E2033-NA

\*ARM PRICES LISTED AS SINGLE ARM ONLY  
\*KNIT SCREEN PRICES USE GRADE 3

## NOTES

- See page 41 for general features and notes
- See page 42-44 for dimensions and customers own material yardage

Code	Grade 1	Grade 2/ COM	Grade 3/ Knit Screens	Grade 4/ COL	Grade 5	Grade 6	Grade 7	Grade 8	Leather 1	Leather 2	Leather 3
SEAT + OTTOMAN	\$4,298	\$4,543	\$4,701	\$4,911	\$5,094	\$5,418	\$5,786	\$6,197	\$7,094	\$7,492	\$8,691
BACK	\$3,024	\$3,318	\$3,507	\$3,759	\$3,980	\$4,368	\$4,809	\$5,303	\$6,379	\$6,857	\$8,295
LOW WIDE ARM*	\$410	\$452	\$479	\$515	\$547	\$602	\$665	\$736	\$889	\$958	\$1,163
LOW NARROW ARM*	\$338	\$373	\$396	\$426	\$452	\$498	\$551	\$609	\$737	\$794	\$966
HIGH WIDE ARM*	\$514	\$563	\$595	\$637	\$673	\$738	\$812	\$894	\$1,073	\$1,153	\$1,393
HIGH NARROW ARM*	\$431	\$480	\$512	\$554	\$590	\$655	\$729	\$811	\$990	\$1,070	\$1,310
LOW DOUBLE WIDE	\$100	\$184	\$238	\$310	\$373	\$484	\$610	\$751	\$1,059	\$1,195	\$1,606
PARTIAL SCREEN	\$768	\$936	\$1,044	\$1,188	\$1,314	\$1,536	\$1,788	\$2,070	\$2,685	\$2,958	\$3,780
FULL SCREEN	\$1,408	\$1,716	\$1,914	\$2,178	\$2,409	\$2,816	\$3,278	\$3,795	\$4,923	\$5,423	\$6,930
SURROUND SCREEN	\$1,856	\$2,276	\$2,546	\$2,906	\$3,221	\$3,776	\$4,406	\$5,111	\$6,649	\$7,331	\$9,386

SERIES	E2	Exchange L-Shape	CODE		CODE		\$
BACK STYLE	0	Midback	X	No Back   Bench			VAR
LEG	33	3 x 3					-
END OPTION	LNA	No Arm - Left End	RNA	No Arm - Right End			-
	LLK	Linking End - Left End	RLK	Linking End - Right End			VAR
	LLW	Low Wide - Left End	RLW	Low Wide - Right End			VAR
	LLN	Low Narrow - Left End	RLN	Low Narrow - Right End			VAR
	LHW	High Wide - Left End	RHW	High Wide - Right End			VAR
	LHN	High Narrow - Left End	RHN	High Narrow - Right End			VAR
	LPT	12" Platform - Left End	RPT	12" Platform - Right End			\$950
ARM SURFACE	WH	White	CL	Clay	WW	Washed Wood	\$340
	NT	Natural	TA	Taupe	WL	Light Wood	\$340
	FO	Fog	EA	Earth	WM	Medium Wood	\$340
	MS	Mist	BK	Black	WS	Slate Wood	\$340
					WD	Dark Wood	\$340
LEG POSITION	US	Under Seat [Bench + Narrow Arms Only]	UA	Under Arm [not available for Bench]			
LEG TYPE	SL	Standard Leg					-
	RL	Rectangle Leg					\$55
	LO	Wood Leg [Light Oak]	MO	Wood Leg [Medium Oak]	DO	Wood Leg [Dark Oak]	\$155
PAINT FINISH	MON	Matte Onyx	MSK	Matte Smoke			-
[will reflect all painted components]	PON	Onyx	PSK	Smoke	PHZ	Haze	-
	PCT	Cotton	PCU	Currant	PMI	Midnight	-
	PCI	Citrus [coming soon]	PIN	Indigo [coming soon]	PPI	Pine [coming soon]	-
	PPO	Pottery [coming soon]	PBR	Birch [coming soon]			-
POWER FINISH	O	Matte Onyx	C	Matte Cloud	S	Matte Smoke	-
POWER LOCATION	L	Power USB Single Left Arm	R	Power USB Single Right Arm			\$250
Code: Combine color + side Example CR = Cloud Single Right Arm FOR DUAL POWER SPECIFY LEFT AND RIGHT ARM							
SCREEN TYPE	PS	Partial Screen	FS	Full Screen*	SS	Surround Screen*	VAR
KNIT SCREEN COLOR	FR	Frost	KH	Khaki	GR	Graphite	VAR
	JA	Java	BK	Black			VAR
FREIGHT OPTIONS	BW	Blanket Wrapped Fully Assembled [25 seat min]					\$375
	PA	Partially Assembled					\$500
FREIGHT REQUIREMENTS	AS	Allseating Standard					-
	FQ	Special Freight Instructions**					VAR
	GD	Guaranteed Delivery**					VAR

\* Available with matching ARMS only

\*\* Call for Quote

\*\*\* Price includes laminate

**TO ORDER SIMPLY FILL IN THE BLANKS**

E2		33	L	R										
SERIES	BACK STYLE	LEG	END OPTION	END OPTION	ARM SURFACE	LEG POSITION	LEG TYPE	PAINT FINISH	POWER FINISH+LOCATION	SCREEN TYPE	KNIT SCREEN	FREIGHT OPTION	FREIGHT REQUIRE- MENTS	FABRIC CODE <small>Please refer to <a href="http://allseating.com">allseating.com</a> for fabric codes.</small>



# EXCHANGE® L-SHAPE 3x4

DESIGN | NICK GILLISSIE      GSA SIN | 711-17

**BASE PRICE | \$8,694**

**E2034-NA**

\*ARM PRICES LISTED AS SINGLE ARM ONLY  
\*KNIT SCREEN PRICES USE GRADE 3

## NOTES

- See page 41 for general features and notes
- See page 42-44 for dimensions and customers own material yardage

Code	Grade 1	Grade 2/ COM	Grade 3/ Knit Screens	Grade 4/ COL	Grade 5	Grade 6	Grade 7	Grade 8	Leather 1	Leather 2	Leather 3
SEAT + OTTOMAN	\$5,166	\$5,460	\$5,649	\$5,901	\$6,122	\$6,510	\$6,951	\$7,445	\$8,521	\$8,999	\$10,437
BACK	\$3,528	\$3,871	\$4,092	\$4,386	\$4,643	\$5,096	\$5,611	\$6,186	\$7,442	\$7,999	\$9,678
LOW WIDE ARM*	\$410	\$452	\$479	\$515	\$547	\$602	\$665	\$736	\$889	\$958	\$1,163
LOW NARROW ARM*	\$338	\$373	\$396	\$426	\$452	\$498	\$551	\$609	\$737	\$794	\$966
HIGH WIDE ARM*	\$514	\$563	\$595	\$637	\$673	\$738	\$812	\$894	\$1,073	\$1,153	\$1,393
HIGH NARROW ARM*	\$431	\$480	\$512	\$554	\$590	\$655	\$729	\$811	\$990	\$1,070	\$1,310
LOW DOUBLE WIDE	\$100	\$184	\$238	\$310	\$373	\$484	\$610	\$751	\$1,059	\$1,195	\$1,606
PARTIAL SCREEN	\$960	\$1,163	\$1,294	\$1,468	\$1,620	\$1,888	\$2,193	\$2,533	\$3,276	\$3,606	\$4,600
FULL SCREEN	\$1,600	\$1,950	\$2,175	\$2,475	\$2,738	\$3,200	\$3,725	\$4,313	\$5,594	\$6,163	\$7,875
SURROUND SCREEN	\$2,048	\$2,510	\$2,807	\$3,203	\$3,550	\$4,160	\$4,853	\$5,629	\$7,320	\$8,071	\$10,331

SERIES	E2	Exchange L-Shape	CODE		CODE		\$
BACK STYLE	0	Midback	X	No Back   Bench			VAR
LEG	34	3 x 4					-
END OPTION	LNA	No Arm - Left End	RNA	No Arm - Right End			-
	LLK	Linking End - Left End	RLK	Linking End - Right End			VAR
	LLW	Low Wide - Left End	RLW	Low Wide - Right End			VAR
	LLN	Low Narrow - Left End	RLN	Low Narrow - Right End			VAR
	LHW	High Wide - Left End	RHW	High Wide - Right End			VAR
	LHN	High Narrow - Left End	RHN	High Narrow - Right End			VAR
	LPT	12" Platform - Left End	RPT	12" Platform - Right End			\$950
ARM SURFACE	WH	White	CL	Clay	WW	Washed Wood	\$340
	NT	Natural	TA	Taupe	WL	Light Wood	\$340
	FO	Fog	EA	Earth	WM	Medium Wood	\$340
	MS	Mist	BK	Black	WS	Slate Wood	\$340
					WD	Dark Wood	\$340
LEG POSITION	US	Under Seat [Bench + Narrow Arms Only]	UA	Under Arm [not available for Bench]			
LEG TYPE	SL	Standard Leg					-
	RL	Rectangle Leg					\$55
	LO	Wood Leg [Light Oak]	MO	Wood Leg [Medium Oak]	DO	Wood Leg [Dark Oak]	\$155
PAINT FINISH	MON	Matte Onyx	MSK	Matte Smoke			-
[will reflect all painted components]	PON	Onyx	PSK	Smoke	PHZ	Haze	-
	PCT	Cotton	PCU	Currant	PMI	Midnight	-
	PCI	Citrus [coming soon]	PIN	Indigo [coming soon]	PPI	Pine [coming soon]	-
	PPO	Pottery [coming soon]	PBR	Birch [coming soon]			-
POWER FINISH	O	Matte Onyx	C	Matte Cloud	S	Matte Smoke	-
POWER LOCATION	L	Power USB Single Left Arm	R	Power USB Single Right Arm			\$250
Code: Combine color + side Example CR = Cloud Single Right Arm FOR DUAL POWER SPECIFY LEFT AND RIGHT ARM							
SCREEN TYPE	PS	Partial Screen	FS	Full Screen*	SS	Surround Screen*	VAR
KNIT SCREEN COLOR	FR	Frost	KH	Khaki	GR	Graphite	VAR
	JA	Java	BK	Black			VAR
FREIGHT OPTIONS	BW	Blanket Wrapped Fully Assembled [25 seat min]					\$450
	PA	Partially Assembled					\$600
FREIGHT REQUIREMENTS	AS	Allseating Standard					-
	FQ	Special Freight Instructions**					VAR
	GD	Guaranteed Delivery**					VAR

\* Available with matching ARMS only

**\*\* Call for Quote**

\*\*\* Price includes laminate

**TO ORDER SIMPLY FILL IN THE BLANKS**

E2		34	L	R										
SERIES	BACK STYLE	LEG	END OPTION	END OPTION	ARM SURFACE	LEG POSITION	LEG TYPE	PAINT FINISH	POWER FINISH+LOCATION	SCREEN TYPE	KNIT SCREEN	FREIGHT OPTION	FREIGHT REQUIRE- MENTS	FABRIC CODE <small>Please refer to <a href="http://allseating.com">allseating.com</a> for fabric codes.</small>



# EXCHANGE® L-SHAPE 4x2

DESIGN | NICK GILLISSIE      GSA SIN | 711-17

**BASE PRICE | \$7,322**

E2042-NA

\*ARM PRICES LISTED AS SINGLE ARM ONLY  
\*KNIT SCREEN PRICES USE GRADE 3

## NOTES

- See page 41 for general features and notes
- See page 42-44 for dimensions and customers own material yardage

Code	Grade 1	Grade 2/ COM	Grade 3/ Knit Screens	Grade 4/ COL	Grade 5	Grade 6	Grade 7	Grade 8	Leather 1	Leather 2	Leather 3
SEAT + OTTOMAN	\$4,298	\$4,543	\$4,701	\$4,911	\$5,094	\$5,418	\$5,786	\$6,197	\$7,094	\$7,492	\$8,691
BACK	\$3,024	\$3,318	\$3,507	\$3,759	\$3,980	\$4,368	\$4,809	\$5,303	\$6,379	\$6,857	\$8,295
LOW WIDE ARM*	\$410	\$452	\$479	\$515	\$547	\$602	\$665	\$736	\$889	\$958	\$1,163
LOW NARROW ARM*	\$338	\$373	\$396	\$426	\$452	\$498	\$551	\$609	\$737	\$794	\$966
HIGH WIDE ARM*	\$514	\$563	\$595	\$637	\$673	\$738	\$812	\$894	\$1,073	\$1,153	\$1,393
HIGH NARROW ARM*	\$431	\$480	\$512	\$554	\$590	\$655	\$729	\$811	\$990	\$1,070	\$1,310
LOW DOUBLE WIDE	\$100	\$184	\$238	\$310	\$373	\$484	\$610	\$751	\$1,059	\$1,195	\$1,606
PARTIAL SCREEN	\$768	\$936	\$1,044	\$1,188	\$1,314	\$1,536	\$1,788	\$2,070	\$2,685	\$2,958	\$3,780
FULL SCREEN	\$1,312	\$1,613	\$1,807	\$2,065	\$2,290	\$2,688	\$3,140	\$3,645	\$4,747	\$5,236	\$6,709
SURROUND SCREEN	\$1,760	\$2,173	\$2,439	\$2,793	\$3,102	\$3,648	\$4,268	\$4,961	\$6,473	\$7,144	\$9,165

SERIES	E2	Exchange L-Shape	CODE		CODE		\$
BACK STYLE	0	Midback	X	No Back   Bench			VAR
LEG	42	4 x 2					-
END OPTION	LNA	No Arm - Left End	RNA	No Arm - Right End			-
	LLK	Linking End - Left End	RLK	Linking End - Right End			VAR
	LLW	Low Wide - Left End	RLW	Low Wide - Right End			VAR
	LLN	Low Narrow - Left End	RLN	Low Narrow - Right End			VAR
	LHW	High Wide - Left End	RHW	High Wide - Right End			VAR
	LHN	High Narrow - Left End	RHN	High Narrow - Right End			VAR
	LPT	12" Platform - Left End	RPT	12" Platform - Right End			\$950
ARM SURFACE	WH	White	CL	Clay	WW	Washed Wood	\$340
	NT	Natural	TA	Taupe	WL	Light Wood	\$340
	FO	Fog	EA	Earth	WM	Medium Wood	\$340
	MS	Mist	BK	Black	WS	Slate Wood	\$340
					WD	Dark Wood	\$340
LEG POSITION	US	Under Seat [Bench + Narrow Arms Only]	UA	Under Arm [not available for Bench]			
LEG TYPE	SL	Standard Leg					-
	RL	Rectangle Leg					\$55
	LO	Wood Leg [Light Oak]	MO	Wood Leg [Medium Oak]	DO	Wood Leg [Dark Oak]	\$155
PAINT FINISH	MON	Matte Onyx	MSK	Matte Smoke			-
[will reflect all painted components]	PON	Onyx	PSK	Smoke	PHZ	Haze	-
	PCT	Cotton	PCU	Currant	PMI	Midnight	-
	PCI	Citrus [coming soon]	PIN	Indigo [coming soon]	PPI	Pine [coming soon]	-
	PPO	Pottery [coming soon]	PBR	Birch [coming soon]			-
POWER FINISH	O	Matte Onyx	C	Matte Cloud	S	Matte Smoke	-
POWER LOCATION	L	Power USB Single Left Arm	R	Power USB Single Right Arm			\$250
Code: Combine color + side Example CR = Cloud Single Right Arm FOR DUAL POWER SPECIFY LEFT AND RIGHT ARM							
SCREEN TYPE	PS	Partial Screen	FS	Full Screen*	SS	Surround Screen*	VAR
KNIT SCREEN COLOR	FR	Frost	KH	Khaki	GR	Graphite	VAR
	JA	Java	BK	Black			VAR
FREIGHT OPTIONS	BW	Blanket Wrapped Fully Assembled [25 seat min]					\$375
	PA	Partially Assembled					\$500
FREIGHT REQUIREMENTS	AS	Allseating Standard					-
	FQ	Special Freight Instructions**					VAR
	GD	Guaranteed Delivery**					VAR

\* Available with matching ARMS only

**\*\* Call for Quote**

\*\*\* Price includes laminate

**TO ORDER SIMPLY FILL IN THE BLANKS**

E2		42	L	R										
SERIES	BACK STYLE	LEG	END OPTION	END OPTION	ARM SURFACE	LEG POSITION	LEG TYPE	PAINT FINISH	POWER FINISH+LOCATION	SCREEN TYPE	KNIT SCREEN	FREIGHT OPTION	FREIGHT REQUIRE- MENTS	FABRIC CODE <small>Please refer to <a href="http://allseating.com">allseating.com</a> for fabric codes.</small>



# EXCHANGE® L-SHAPE 4x3

DESIGN | NICK GILLISSIE    GSA SIN | 711-17

**BASE PRICE | \$8,694**

E2043-NA

\*ARM PRICES LISTED AS SINGLE ARM ONLY  
\*KNIT SCREEN PRICES USE GRADE 3

## NOTES

- See page 41 for general features and notes
- See page 42-44 for dimensions and customers own material yardage

Code	Grade 1	Grade 2/ COM	Grade 3/ Knit Screens	Grade 4/ COL	Grade 5	Grade 6	Grade 7	Grade 8	Leather 1	Leather 2	Leather 3
SEAT + OTTOMAN	\$5,166	\$5,460	\$5,649	\$5,901	\$6,122	\$6,510	\$6,951	\$7,445	\$8,521	\$8,999	\$10,437
BACK	\$3,528	\$3,871	\$4,092	\$4,386	\$4,643	\$5,096	\$5,611	\$6,186	\$7,442	\$7,999	\$9,678
LOW WIDE ARM*	\$410	\$452	\$479	\$515	\$547	\$602	\$665	\$736	\$889	\$958	\$1,163
LOW NARROW ARM*	\$338	\$373	\$396	\$426	\$452	\$498	\$551	\$609	\$737	\$794	\$966
HIGH WIDE ARM*	\$514	\$563	\$595	\$637	\$673	\$738	\$812	\$894	\$1,073	\$1,153	\$1,393
HIGH NARROW ARM*	\$431	\$480	\$512	\$554	\$590	\$655	\$729	\$811	\$990	\$1,070	\$1,310
LOW DOUBLE WIDE	\$100	\$184	\$238	\$310	\$373	\$484	\$610	\$751	\$1,059	\$1,195	\$1,606
PARTIAL SCREEN	\$960	\$1,163	\$1,294	\$1,468	\$1,620	\$1,888	\$2,193	\$2,533	\$3,276	\$3,606	\$4,600
FULL SCREEN	\$1,600	\$1,950	\$2,175	\$2,475	\$2,738	\$3,200	\$3,725	\$4,313	\$5,594	\$6,163	\$7,875
SURROUND SCREEN	\$2,048	\$2,510	\$2,807	\$3,203	\$3,550	\$4,160	\$4,853	\$5,629	\$7,320	\$8,071	\$10,331

SERIES	E2	Exchange L-Shape	CODE		CODE	\$
BACK STYLE	0	Midback	X	No Back   Bench		VAR
LEG	43	4 x 3				-
END OPTION	LNA	No Arm - Left End	RNA	No Arm - Right End		-
	LLK	Linking End - Left End	RLK	Linking End - Right End		VAR
	LLW	Low Wide - Left End	RLW	Low Wide - Right End		VAR
	LLN	Low Narrow - Left End	RLN	Low Narrow - Right End		VAR
	LHW	High Wide - Left End	RHW	High Wide - Right End		VAR
	LHN	High Narrow - Left End	RHN	High Narrow - Right End		VAR
	LPT	12" Platform - Left End	RPT	12" Platform - Right End		\$950
ARM SURFACE	WH	White	CL	Clay	WW	Washed Wood \$340
	NT	Natural	TA	Taupe	WL	Light Wood \$340
	FO	Fog	EA	Earth	WM	Medium Wood \$340
	MS	Mist	BK	Black	WS	Slate Wood \$340
					WD	Dark Wood \$340
LEG POSITION	US	Under Seat [Bench + Narrow Arms Only]	UA	Under Arm [not available for Bench]		
LEG TYPE	SL	Standard Leg				-
	RL	Rectangle Leg				\$55
	LO	Wood Leg [Light Oak]	MO	Wood Leg [Medium Oak]	DO	Wood Leg [Dark Oak] \$155
PAINT FINISH	MON	Matte Onyx	MSK	Matte Smoke		-
[will reflect all painted components]	PON	Onyx	PSK	Smoke	PHZ	Haze -
	PCT	Cotton	PCU	Currant	PMI	Midnight -
	PCI	Citrus [coming soon]	PIN	Indigo [coming soon]	PPI	Pine [coming soon] -
	PPO	Pottery [coming soon]	PBR	Birch [coming soon]		-
POWER FINISH	O	Matte Onyx	C	Matte Cloud	S	Matte Smoke -
POWER LOCATION	L	Power USB Single Left Arm	R	Power USB Single Right Arm		\$250
Code: Combine color + side Example CR = Cloud Single Right Arm FOR DUAL POWER SPECIFY LEFT AND RIGHT ARM						
SCREEN TYPE	PS	Partial Screen	FS	Full Screen*	SS	Surround Screen* VAR
KNIT SCREEN COLOR	FR	Frost	KH	Khaki	GR	Graphite VAR
	JA	Java	BK	Black		VAR
FREIGHT OPTIONS	BW	Blanket Wrapped Fully Assembled [25 seat min]				\$450
	PA	Partially Assembled				\$600
FREIGHT REQUIREMENTS	AS	Allseating Standard				-
	FQ	Special Freight Instructions**				VAR
	GD	Guaranteed Delivery**				VAR

\* Available with matching ARMS only

**\*\* Call for Quote**

\*\*\* Price includes laminate

**TO ORDER SIMPLY FILL IN THE BLANKS**

E2		43	L	R										
SERIES	BACK STYLE	LEG	END OPTION	END OPTION	ARM SURFACE	LEG POSITION	LEG TYPE	PAINT FINISH	POWER FINISH+LOCATION	SCREEN TYPE	KNIT SCREEN	FREIGHT OPTION	FREIGHT REQUIRE- MENTS	FABRIC CODE <small>Please refer to <a href="http://alisseating.com">alisseating.com</a> for fabric codes.</small>





# EXCHANGE® L-SHAPE 4x4

DESIGN | NICK GILLISSIE      GSA SIN | 711-17

**BASE PRICE | \$10,066**

E2044-NA

\*ARM PRICES LISTED AS SINGLE ARM ONLY  
\*KNIT SCREEN PRICES USE GRADE 3

Code	Grade 1	Grade 2/ COM	Grade 3/ Knit Screens	Grade 4/ COL	Grade 5	Grade 6	Grade 7	Grade 8	Leather 1	Leather 2	Leather 3
SEAT + OTTOMAN	\$6,034	\$6,377	\$6,598	\$6,892	\$7,149	\$7,602	\$8,117	\$8,692	\$9,948	\$10,505	\$12,184
BACK	\$4,032	\$4,424	\$4,676	\$5,012	\$5,306	\$5,824	\$6,412	\$7,070	\$8,505	\$9,142	\$11,060
LOW WIDE ARM*	\$410	\$452	\$479	\$515	\$547	\$602	\$665	\$736	\$889	\$958	\$1,163
LOW NARROW ARM*	\$338	\$373	\$396	\$426	\$452	\$498	\$551	\$609	\$737	\$794	\$966
HIGH WIDE ARM*	\$514	\$563	\$595	\$637	\$673	\$738	\$812	\$894	\$1,073	\$1,153	\$1,393
HIGH NARROW ARM*	\$431	\$480	\$512	\$554	\$590	\$655	\$729	\$811	\$990	\$1,070	\$1,310
LOW DOUBLE WIDE	\$100	\$184	\$238	\$310	\$373	\$484	\$610	\$751	\$1,059	\$1,195	\$1,606
PARTIAL SCREEN	\$1,152	\$1,390	\$1,543	\$1,747	\$1,926	\$2,240	\$2,597	\$2,997	\$3,868	\$4,255	\$5,419
FULL SCREEN	\$1,792	\$2,184	\$2,436	\$2,772	\$3,066	\$3,584	\$4,172	\$4,830	\$6,265	\$6,902	\$8,820
SURROUND SCREEN	\$2,240	\$2,744	\$3,068	\$3,500	\$3,878	\$4,544	\$5,300	\$6,146	\$7,991	\$8,810	\$11,276

## NOTES

- See page 41 for general features and notes
- See page 42-44 for dimensions and customers own material yardage

SERIES	E2	Exchange L-Shape	CODE		CODE		\$
BACK STYLE	0	Midback	X	No Back   Bench			VAR
LEG	44	4 x 4					-
END OPTION	LNA	No Arm - Left End	RNA	No Arm - Right End			-
	LLK	Linking End - Left End	RLK	Linking End - Right End			VAR
	LLW	Low Wide - Left End	RLW	Low Wide - Right End			VAR
	LLN	Low Narrow - Left End	RLN	Low Narrow - Right End			VAR
	LHW	High Wide - Left End	RHW	High Wide - Right End			VAR
	LHN	High Narrow - Left End	RHN	High Narrow - Right End			VAR
	LPT	12" Platform - Left End	RPT	12" Platform - Right End			\$950
ARM SURFACE	WH	White	CL	Clay	WW	Washed Wood	\$340
	NT	Natural	TA	Taupe	WL	Light Wood	\$340
	FO	Fog	EA	Earth	WM	Medium Wood	\$340
	MS	Mist	BK	Black	WS	Slate Wood	\$340
					WD	Dark Wood	\$340
LEG POSITION	US	Under Seat [Bench + Narrow Arms Only]	UA	Under Arm [not available for Bench]			
LEG TYPE	SL	Standard Leg					-
	RL	Rectangle Leg					\$55
	LO	Wood Leg [Light Oak]	MO	Wood Leg [Medium Oak]	DO	Wood Leg [Dark Oak]	\$155
PAINT FINISH [will reflect all painted components]	MON	Matte Onyx	MSK	Matte Smoke			-
	PON	Onyx	PSK	Smoke	PHZ	Haze	-
	PCT	Cotton	PCU	Currant	PMI	Midnight	-
	PCI	Citrus [coming soon]	PIN	Indigo [coming soon]	PPI	Pine [coming soon]	-
	PPO	Pottery [coming soon]	PBR	Birch [coming soon]			-
POWER FINISH	O	Matte Onyx	C	Matte Cloud	S	Matte Smoke	-
POWER LOCATION	L	Power USB Single Left Arm	R	Power USB Single Right Arm			\$250
Code: Combine color + side Example CR = Cloud Single Right Arm FOR DUAL POWER SPECIFY LEFT AND RIGHT ARM							
SCREEN TYPE	PS	Partial Screen	FS	Full Screen*	SS	Surround Screen*	VAR
KNIT SCREEN COLOR	FR	Frost	KH	Khaki	GR	Graphite	VAR
	JA	Java	BK	Black			VAR
FREIGHT OPTIONS	BW	Blanket Wrapped Fully Assembled [25 seat min]					\$525
	PA	Partially Assembled					\$700
FREIGHT REQUIREMENTS	AS	Allseating Standard					-
	FQ	Special Freight Instructions**					VAR
	GD	Guaranteed Delivery**					VAR

\* Available with matching ARMS only

**\*\* Call for Quote**

\*\*\* Price includes laminate

**TO ORDER SIMPLY FILL IN THE BLANKS**

E2		44	L	R										
SERIES	BACK STYLE	LEG	END OPTION	END OPTION	ARM SURFACE	LEG POSITION	LEG TYPE	PAINT FINISH	POWER FINISH+LOCATION	SCREEN TYPE	KNIT SCREEN	FREIGHT OPTION	FREIGHT REQUIRE- MENTS	FABRIC CODE <small>Please refer to <a href="http://alisseating.com">alisseating.com</a> for fabric codes.</small>



# EXCHANGE® U-SHAPE 2x2

DESIGN | NICK GILLISSIE      GSA SIN | 33721

**BASE PRICE | \$9,156**

E3022-NA

\*ARM PRICES LISTED AS SINGLE ARM ONLY  
\*KNIT SCREEN PRICES USE GRADE 3

Code	Grade 1	Grade 2/ COM	Grade 3/ Knit Screens	Grade 4/ COL	Grade 5	Grade 6	Grade 7	Grade 8	Leather 1	Leather 2	Leather 3
SEAT + OTTOMAN	\$5,124	\$5,418	\$5,607	\$5,859	\$6,080	\$6,468	\$6,909	\$7,403	\$8,479	\$8,957	\$10,395
BACK	\$4,032	\$4,424	\$4,676	\$5,012	\$5,306	\$5,824	\$6,412	\$7,070	\$8,505	\$9,142	\$11,060
LOW WIDE ARM*	\$410	\$452	\$479	\$515	\$547	\$602	\$665	\$736	\$889	\$958	\$1,163
LOW NARROW ARM*	\$338	\$373	\$396	\$426	\$452	\$498	\$551	\$609	\$737	\$794	\$966
HIGH WIDE ARM*	\$514	\$563	\$595	\$637	\$673	\$738	\$812	\$894	\$1,073	\$1,153	\$1,393
HIGH NARROW ARM*	\$431	\$480	\$512	\$554	\$590	\$655	\$729	\$811	\$990	\$1,070	\$1,310
LOW DOUBLE WIDE	\$200	\$368	\$476	\$620	\$746	\$968	\$1,220	\$1,502	\$2,117	\$2,390	\$3,212
PARTIAL SCREEN	\$768	\$950	\$1,067	\$1,223	\$1,360	\$1,600	\$1,873	\$2,179	\$2,845	\$3,141	\$4,031
FULL SCREEN	\$2,112	\$2,616	\$2,940	\$3,372	\$3,750	\$4,416	\$5,172	\$6,018	\$7,863	\$8,682	\$11,148
SURROUND SCREEN	\$2,560	\$3,176	\$3,572	\$4,100	\$4,562	\$5,376	\$6,300	\$7,334	\$9,589	\$10,590	\$13,604

## NOTES

- See page 41 for general features and notes
- See page 42-44 for dimensions and customers own material yardage

SERIES	E3	Exchange U-Shape	CODE		CODE		\$
BACK STYLE	0	Midback	X	No Back   Bench			VAR
LEG	22	2 x 2					-
END OPTION	LNA	No Arm - Left End	RNA	No Arm - Right End			-
	LLK	Linking End - Left End	RLK	Linking End - Right End			VAR
	LLW	Low Wide - Left End	RLW	Low Wide - Right End			VAR
	LLN	Low Narrow - Left End	RLN	Low Narrow - Right End			VAR
	LHW	High Wide - Left End	RHW	High Wide - Right End			VAR
	LHN	High Narrow - Left End	RHN	High Narrow - Right End			VAR
	LPT	12" Platform - Left End	RPT	12" Platform - Right End			\$950
ARM SURFACE	WH	White	CL	Clay	WW	Washed Wood	\$340
	NT	Natural	TA	Taupe	WL	Light Wood	\$340
	FO	Fog	EA	Earth	WM	Medium Wood	\$340
	MS	Mist	BK	Black	WS	Slate Wood	\$340
					WD	Dark Wood	\$340
LEG POSITION	US	Under Seat [Bench + Narrow Arms Only]	UA	Under Arm [not available for Bench]			
LEG TYPE	SL	Standard Leg					-
	RL	Rectangle Leg					\$55
	LO	Wood Leg [Light Oak]	MO	Wood Leg [Medium Oak]	DO	Wood Leg [Dark Oak]	\$195
PAINT FINISH	MON	Matte Onyx	MSK	Matte Smoke			-
[will reflect all painted components]	PON	Onyx	PSK	Smoke	PHZ	Haze	-
	PCT	Cotton	PCU	Currant	PMI	Midnight	-
	PCI	Citrus [coming soon]	PIN	Indigo [coming soon]	PPI	Pine [coming soon]	-
	PPO	Pottery [coming soon]	PBR	Birch [coming soon]			-
POWER FINISH	O	Matte Onyx	C	Matte Cloud	S	Matte Smoke	-
POWER LOCATION	L	Power USB Single Left Arm	R	Power USB Single Right Arm			\$250
Code: Combine color + side Example CR = Cloud Single Right Arm FOR DUAL POWER SPECIFY LEFT AND RIGHT ARM							
SCREEN TYPE	PS	Partial Screen	FS	Full Screen*	SS	Surround Screen*	VAR
KNIT SCREEN COLOR	FR	Frost	KH	Khaki	GR	Graphite	VAR
	JA	Java	BK	Black			VAR
FREIGHT OPTIONS	BW	Blanket Wrapped Fully Assembled [25 seat min]					\$450
	PA	Partially Assembled					\$600
FREIGHT REQUIREMENTS	AS	Allseating Standard					-
	FQ	Special Freight Instructions**					VAR
	GD	Guaranteed Delivery**					VAR

\* Available with matching ARMS only

**\*\* Call for Quote**

\*\*\* Price includes laminate

**TO ORDER SIMPLY FILL IN THE BLANKS**

E3 -  - 22 - L - R -  -  -  -  -  -  -  -  -  -   
 SERIES   BACK STYLE   LEG   END OPTION   END OPTION   ARM SURFACE   LEG POSITION   LEG TYPE   PAINT FINISH   POWER FINISH+LOCATION   SCREEN TYPE   KNIT SCREEN   FREIGHT OPTION   FREIGHT REQUIREMENTS   FABRIC CODE  
Please refer to [alisseating.com](http://alisseating.com) for fabric codes.





# EXCHANGE® U-SHAPE 3x3

DESIGN | NICK GILLISSIE      GSA SIN | 33721

**BASE PRICE | \$11,900**

E3033-NA

\*ARM PRICES LISTED AS SINGLE ARM ONLY  
\*KNIT SCREEN PRICES USE GRADE 3

## NOTES

- See page 41 for general features and notes
- See page 42-44 for dimensions and customers own material yardage

Code	Grade 1	Grade 2/ COM	Grade 3/ Knit Screens	Grade 4/ COL	Grade 5	Grade 6	Grade 7	Grade 8	Leather 1	Leather 2	Leather 3
SEAT + OTTOMAN	\$6,860	\$7,252	\$7,504	\$7,840	\$8,134	\$8,652	\$9,240	\$9,898	\$11,333	\$11,970	\$13,888
BACK	\$5,040	\$5,530	\$5,845	\$6,265	\$6,633	\$7,280	\$8,015	\$8,838	\$10,631	\$11,428	\$13,825
LOW WIDE ARM*	\$410	\$452	\$479	\$515	\$547	\$602	\$665	\$736	\$889	\$958	\$1,163
LOW NARROW ARM*	\$338	\$373	\$396	\$426	\$452	\$498	\$551	\$609	\$737	\$794	\$966
HIGH WIDE ARM*	\$514	\$563	\$595	\$637	\$673	\$738	\$812	\$894	\$1,073	\$1,153	\$1,393
HIGH NARROW ARM*	\$431	\$480	\$512	\$554	\$590	\$655	\$729	\$811	\$990	\$1,070	\$1,310
LOW DOUBLE WIDE	\$200	\$368	\$476	\$620	\$746	\$968	\$1,220	\$1,502	\$2,117	\$2,390	\$3,212
PARTIAL SCREEN	\$1,152	\$1,404	\$1,566	\$1,782	\$1,971	\$2,304	\$2,682	\$3,105	\$4,028	\$4,437	\$5,670
FULL SCREEN	\$2,240	\$2,744	\$3,068	\$3,500	\$3,878	\$4,544	\$5,300	\$6,146	\$7,991	\$8,810	\$11,276
SURROUND SCREEN	\$2,688	\$3,304	\$3,700	\$4,228	\$4,690	\$5,504	\$6,428	\$7,462	\$9,717	\$10,718	\$13,732

SERIES	E3	Exchange U-Shape	CODE		CODE		\$
BACK STYLE	0	Midback	X	No Back   Bench			VAR
LEG	33	3 x 3					-
END OPTION	LNA	No Arm - Left End	RNA	No Arm - Right End			-
	LLK	Linking End - Left End	RLK	Linking End - Right End			VAR
	LLW	Low Wide - Left End	RLW	Low Wide - Right End			VAR
	LLN	Low Narrow - Left End	RLN	Low Narrow - Right End			VAR
	LHW	High Wide - Left End	RHW	High Wide - Right End			VAR
	LHN	High Narrow - Left End	RHN	High Narrow - Right End			VAR
	LPT	12" Platform - Left End	RPT	12" Platform - Right End			\$950
ARM SURFACE	WH	White	CL	Clay	WW	Washed Wood	\$340
	NT	Natural	TA	Taupe	WL	Light Wood	\$340
	FO	Fog	EA	Earth	WM	Medium Wood	\$340
	MS	Mist	BK	Black	WS	Slate Wood	\$340
					WD	Dark Wood	\$340
LEG POSITION	US	Under Seat [Bench + Narrow Arms Only]	UA	Under Arm [not available for Bench]			
LEG TYPE	SL	Standard Leg					-
	RL	Rectangle Leg					\$55
	LO	Wood Leg [Light Oak]	MO	Wood Leg [Medium Oak]	DO	Wood Leg [Dark Oak]	\$195
PAINT FINISH [will reflect all painted components]	MON	Matte Onyx	MSK	Matte Smoke			-
	PON	Onyx	PSK	Smoke	PHZ	Haze	-
	PCT	Cotton	PCU	Currant	PMI	Midnight	-
	PCI	Citrus [coming soon]	PIN	Indigo [coming soon]	PPI	Pine [coming soon]	-
	PPO	Pottery [coming soon]	PBR	Birch [coming soon]			-
POWER FINISH	O	Matte Onyx	C	Matte Cloud	S	Matte Smoke	-
POWER LOCATION	L	Power USB Single Left Arm	R	Power USB Single Right Arm			\$250
Code: Combine color + side Example CR = Cloud Single Right Arm FOR DUAL POWER SPECIFY LEFT AND RIGHT ARM							
SCREEN TYPE	PS	Partial Screen	FS	Full Screen*	SS	Surround Screen*	VAR
KNIT SCREEN COLOR	FR	Frost	KH	Khaki	GR	Graphite	VAR
	JA	Java	BK	Black			VAR
FREIGHT OPTIONS	BW	Blanket Wrapped Fully Assembled [25 seat min]					\$600
	PA	Partially Assembled					\$800
FREIGHT REQUIREMENTS	AS	Allseating Standard					-
	FQ	Special Freight Instructions**					VAR
	GD	Guaranteed Delivery**					VAR

\* Available with matching ARMS only

**\*\* Call for Quote**

\*\*\* Price includes laminate

**TO ORDER SIMPLY FILL IN THE BLANKS**

E3		33	L	R										
SERIES	BACK STYLE	LEG	END OPTION	END OPTION	ARM SURFACE	LEG POSITION	LEG TYPE	PAINT FINISH	POWER FINISH+LOCATION	SCREEN TYPE	KNIT SCREEN	FREIGHT OPTION	FREIGHT REQUIRE- MENTS	FABRIC CODE <small>Please refer to <a href="http://alisseating.com">alisseating.com</a> for fabric codes.</small>



# EXCHANGE® U-SHAPE 4x4

DESIGN | NICK GILLISSIE      GSA SIN | 33721

**BASE PRICE | \$14,416**

E3044-NA

\*ARM PRICES LISTED AS SINGLE ARM ONLY  
\*KNIT SCREEN PRICES USE GRADE 3

Code	Grade 1	Grade 2/ COM	Grade 3/ Knit Screens	Grade 4/ COL	Grade 5	Grade 6	Grade 7	Grade 8	Leather 1	Leather 2	Leather 3
SEAT + OTTOMAN	\$8,596	\$9,086	\$9,401	\$9,821	\$10,189	\$10,836	\$11,571	\$12,394	\$14,187	\$14,984	\$17,381
BACK	\$5,820	\$6,408	\$6,786	\$7,290	\$7,731	\$8,508	\$9,390	\$10,377	\$12,530	\$13,485	\$16,362
LOW WIDE ARM*	\$410	\$452	\$479	\$515	\$547	\$602	\$665	\$736	\$889	\$958	\$1,163
LOW NARROW ARM*	\$338	\$373	\$396	\$426	\$452	\$498	\$551	\$609	\$737	\$794	\$966
HIGH WIDE ARM*	\$514	\$563	\$595	\$637	\$673	\$738	\$812	\$894	\$1,073	\$1,153	\$1,393
HIGH NARROW ARM*	\$431	\$480	\$512	\$554	\$590	\$655	\$729	\$811	\$990	\$1,070	\$1,310
LOW DOUBLE WIDE	\$200	\$368	\$476	\$620	\$746	\$968	\$1,220	\$1,502	\$2,117	\$2,390	\$3,212
PARTIAL SCREEN	\$1,536	\$1,858	\$2,065	\$2,341	\$2,583	\$3,008	\$3,491	\$4,032	\$5,210	\$5,734	\$7,309
FULL SCREEN	\$2,624	\$3,212	\$3,590	\$4,094	\$4,535	\$5,312	\$6,194	\$7,181	\$9,334	\$10,289	\$13,166
SURROUND SCREEN	\$3,072	\$3,772	\$4,222	\$4,822	\$5,347	\$6,272	\$7,322	\$8,497	\$11,060	\$12,197	\$15,622

## NOTES

- See page 41 for general features and notes
- See page 42-44 for dimensions and customers own material yardage

SERIES	E3	Exchange U-Shape	CODE		CODE	\$
BACK STYLE	0	Midback	X	No Back   Bench		VAR
LEG	44	4 x 4				-
END OPTION	LNA	No Arm - Left End	RNA	No Arm - Right End		-
	LLK	Linking End - Left End	RLK	Linking End - Right End		VAR
	LLW	Low Wide - Left End	RLW	Low Wide - Right End		VAR
	LLN	Low Narrow - Left End	RLN	Low Narrow - Right End		VAR
	LHW	High Wide - Left End	RHW	High Wide - Right End		VAR
	LHN	High Narrow - Left End	RHN	High Narrow - Right End		VAR
	LPT	12" Platform - Left End	RPT	12" Platform - Right End		\$950
ARM SURFACE	WH	White	CL	Clay	WW	Washed Wood \$340
	NT	Natural	TA	Taupe	WL	Light Wood \$340
	FO	Fog	EA	Earth	WM	Medium Wood \$340
	MS	Mist	BK	Black	WS	Slate Wood \$340
					WD	Dark Wood \$340
LEG POSITION	US	Under Seat [Bench + Narrow Arms Only]	UA	Under Arm [not available for Bench]		
LEG TYPE	SL	Standard Leg				-
	RL	Rectangle Leg				\$55
	LO	Wood Leg [Light Oak]	MO	Wood Leg [Medium Oak]	DO	Wood Leg [Dark Oak] \$195
PAINT FINISH	MON	Matte Onyx	MSK	Matte Smoke		-
[will reflect all painted components]	PON	Onyx	PSK	Smoke	PHZ	Haze -
	PCT	Cotton	PCU	Currant	PMI	Midnight -
	PCI	Citrus [coming soon]	PIN	Indigo [coming soon]	PPI	Pine [coming soon] -
	PPO	Pottery [coming soon]	PBR	Birch [coming soon]		-
POWER FINISH	O	Matte Onyx	C	Matte Cloud	S	Matte Smoke -
POWER LOCATION	L	Power USB Single Left Arm	R	Power USB Single Right Arm		\$250
Code: Combine color + side						
Example CR = Cloud Single Right Arm						
FOR DUAL POWER SPECIFY LEFT AND RIGHT ARM						
SCREEN TYPE	PS	Partial Screen	FS	Full Screen*	SS	Surround Screen* VAR
KNIT SCREEN COLOR	FR	Frost	KH	Khaki	GR	Graphite VAR
	JA	Java	BK	Black		VAR
FREIGHT OPTIONS	BW	Blanket Wrapped Fully Assembled [25 seat min]				\$750
	PA	Partially Assembled				\$1,000
FREIGHT REQUIREMENTS	AS	Allseating Standard				-
	FQ	Special Freight Instructions**				VAR
	GD	Guaranteed Delivery**				VAR

\* Available with matching ARMS only

**\*\* Call for Quote**

\*\*\* Price includes laminate

**TO ORDER SIMPLY FILL IN THE BLANKS**

E3		44	L	R										
SERIES	BACK STYLE	LEG	END OPTION	END OPTION	ARM SURFACE	LEG POSITION	LEG TYPE	PAINT FINISH	POWER FINISH+LOCATION	SCREEN TYPE	KNIT SCREEN	FREIGHT OPTION	FREIGHT REQUIRE- MENTS	FABRIC CODE <small>Please refer to <a href="http://allseating.com">allseating.com</a> for fabric codes.</small>



# EXCHANGE® TABLES

DESIGN | NICK GILLISSIE GSA SIN | 33721



### FEATURES

- Frame/legs 14 guage steel
- High pressure laminate
- Seamless laminate surface
- Black nylon round glides

### DIMENSIONS

- COCKTAIL: 18"H x 16"D
- RECTANGLE: 18"H x 48"W x 24"D
- COFFEE TABLE 24: 18"H x 24"D
- COFFEE TABLE 30: 18"H x 30"D
- COFFEE TABLE 36: 18"H x 36"D
- LAPTOP TABLE: 25"H x 16.5"W x 19.5"D"

### NOTES

- Ships knocked down
- Laptop table warranted up to 300lbs.
- Warranted up to 250 lbs.
- This product meets the requirements set forth in ANSI/BIFMA HCF 8.1

## BASE PRICE | \$561

E4X01

Code	List Price	
E4X01	\$561	

SERIES	E4	Exchange Tables	QS	\$
BACK STYLE	X	No Back   Not Applicable		-
LEG	1	Cocktail Table Round   16"		\$561
	7	Cocktail Table Round   24"		\$748
	8	Cocktail Table Round   30"		\$1,034
	9	Cocktail Table Round   36"		\$1,450
	2	Coffe Table Rectangle   24" x 48"		\$1,289
	3	Laptop Table		\$884
LAMINATE FINISH	BK	Black		-
	WH	White		-
	FO	Fog		-
	MS	Mist		-
	CL	Clay		-
	NT	Natural		-
	TA	Taupe		-
	EA	Earth		-
	WW	Washed Wood		-
	WL	Light Wood		-
	WM	Medium Wood		-
	WD	Dark Wood		-
PAINT FINISH	WS	Slate Wood		-
	MON	Matte Onyx		-
	MSK	Matte Smoke		-
	PBR	Birch [Coming Soon]		-
	PIN	Indigo [Coming Soon]		-
	PCI	Citrus [Coming Soon]		-
	PON	Onyx		-
	PPI	Pine [Coming Soon]		-
	PPO	Pottery [Coming Soon]		-
	PSK	Smoke		-
	PHZ	Haze		-
	PCT	Cotton		-
FREIGHT OPTIONS	PCU	Currant		-
	PMI	Midnight		-
	KD	Knocked Down		-
	AS	Allseating Standard		-
FREIGHT REQUIREMENTS	GD	Guaranteed Delivery Date and Time [Call for quote]		VAR
	FQ	Special Freight Instructions (Call for Quote)		VAR

### TO ORDER SIMPLY FILL IN THE BLANKS

E4	-	X	-		-		-		-	KD	-		-	
SERIES		STYLE		LEG		LAMINATE FINISH		PAINT FINISH		FREIGHT OPTION		FREIGHT REQUIREMENTS		FABRIC CODE
Please refer to allseating.com for fabric codes.														





# EXCHANGE<sup>®</sup> LINKING TABLES

DESIGN | NICK GILLISSIE GSA SIN | 33721



## FEATURES

- Frame/legs 14 guage steel
- High pressure laminate
- Seamless laminate surface
- Base list prices are for seat depth

## DIMENSIONS

- COCKTAIL: 18"H x 16"D
- 120 Full Depth: 46"W x 24"D
- 120 Seat Depth: 37"W x 21.5"D
- 24 Full Depth: 23.25"W x 27.25"D
- 24 Seat Depth: 23.25"W x 24.25"D
- Swing Tablet: 8"H x 8"W x 8.5"D

## BASE PRICE | \$1,289

E4L07

Code	Grade 1	Grade 2/ COM	Grade 3	Grade 4/ COL	Grade 5	Grade 6	Grade 7	Grade 8	Leather 1	Leather 2	Leather 3
E4L07	\$1,289										
E4L01	\$1,586										
E4A01	\$1,346	\$1,374	\$1,392	\$1,416	\$1,437	\$1,474	\$1,516	\$1,563	\$1,666	\$1,711	\$1,848

SERIES	E4	Exchange Tables	QS	\$
BACK STYLE	L	Linking		-
	A	Accessory (Swing Tablet)		
LEG	7	24" Linking Table (seat depth)		\$1,289
	1	120 Degree Linking Table (seat depth)		\$1,525
	1	Swing Tablet (includes power)		VAR
LAMINATE FINISH	BK	Black		-
	WH	White		-
	FO	Fog		-
	MS	Mist		-
	CL	Clay		-
	NT	Taupe		-
	TA	Taupe		-
	EA	Earth		-
	WW	Washed Wood		-
	WL	Light Wood		-
	WM	Medium Wood		-
	WD	Dark Wood		-
	WS	Slate Wood		-
PAINT FINISH	MON	Matte Onyx		-
	MSK	Matte Smoke		-
	PBR	Birch [Coming Soon]		-
	PIN	Indigo [Coming Soon]		-
	PCI	Citrus [Coming Soon]		-
	PON	Onyx		-
	PPI	Pine [Coming Soon]		-
	PPO	Pottery [Coming Soon]		-
	PSK	Smoke		-
	PHZ	Haze		-
	PCT	Cotton		-
	PCU	Currant		-
	PMI	Midnight		-
POWER	PO	Power Onyx		\$250
	PS	Power Smoke		\$250
	PC	Power Cloud		\$250
DEPTH	SD	Seat Depth (recommended for benches)		-
(Linking Table Only)	FD	Full Depth (recommended for seats with backs)		\$175
FREIGHT OPTIONS	KD	Knocked Down		
FREIGHT REQUIREMENTS	AS	Allseating Standard		-
	GD	Guaranteed Delivery Date and Time [Call for quote]		VAR
	FQ	Special Freight Instructions (Call for Quote)		VAR

## NOTES

- Ships knocked down
- Warranted up to 350 lbs.
- This product meets the requirements set forth in ANSI/BIFMA HCF 8.1

## TO ORDER SIMPLY FILL IN THE BLANKS

E4	-		-		-		-		-		-	KD	-		-	
SERIES		STYLE		LEG		LAMINATE FINISH		SHELVING		PAINT FINISH		POWER		DEPTH		FREIGHT OPTION
																FREIGHT REQUIREMENTS
																FABRIC CODE
																Please refer to allseating.com for fabric codes.

# FOSTER® PATIENT

DESIGN | ALLSEATING  
GSA SIN | 339113H



## FEATURES

- Clean Out Areas
- 16 Gauge Tubular Steel Frame
- Steel Seat Frame
- High Density Seat Foam
- Latex, lead and mercury free
- Flex Back
- Active Seat Suspension
- Wallsaver Frame Design
- Optional Ganging Kit
- Black non-marring polyethylene glides
- Arm caps designed for easy ingress and egress

## DIMENSIONS

- OVERALL: 41"H | 26"W | 24.5"D
- Seat: 18"H | 21"W | 19"D
- Back: 22.5"H | 21"W
- Arm: 26.3"H
- For 44" version, add 3" to back height and overall height
- COM Full: 2.75yards
- COM Seat: 1 yards
- COM Back: 1.75 yards
- COM Closed Arm: 0.75 yards

## PRODUCT WEIGHT

- 94 lbs. | 107 lbs. with Closed Arms.

## NOTES

- Ships knocked down.
- Warranted for users up to 500 lbs/unit.
- \*For fully upholstered models, combine seat and back graded price for base list
- Maximum order quantities apply to Quick Ship program, contact Sales Support for details.

## TO ORDER SIMPLY FILL IN THE BLANKS

<input type="text"/>	-	<input type="text"/>	-	<input type="text" value="10"/>	-	<input type="text"/>	-	<input type="text"/>	-	<input type="text"/>	-	<input type="text"/>	-	<input type="text"/>	-	<input type="text"/>	-	<input type="text"/>	-	<input type="text"/>
SERIES		BACK STYLE		LEG		ARM		ARM CAP FINISH		FRAME FINISH		BACK MESH - OPTIONS		FREIGHT OPTION		FREIGHT REQUIREMENTS		FABRIC CODE - SEAT		FABRIC CODE - BACK & CLOSED ARM

For additional options separate with (-) hyphen.  
Please refer to allseating.com for fabric codes.

## BASE PRICE | \$1,404

F1610-OA

A highback chair that balances comfort and durability. Features a steel frame construction, webbed seat suspension and sloped arms to enhance support. A breathable mesh back option can improve circulation and airflow.

Suggested Applications:  
Exam Rooms, Patient Rooms, Resident Rooms.

MODEL CODE	Grade 1	Grade 2/ COM	Grade 3	Grade 4/ COL	Grade 5	Grade 6	Grade 7	Grade 8	Leather 1	Leather 2	Leather 3
F0610	\$1,539	\$1,567	\$1,585	\$1,609	\$1,630	\$1,667	\$1,709	\$1,756	\$1,859	\$1,904	\$2,041
F1610 BACK	\$899	\$948	\$980	\$1,022	\$1,058	\$1,123	\$1,197	\$1,279	\$1,458	\$1,538	\$1,778
F1610 SEAT	\$505	\$533	\$551	\$575	\$596	\$633	\$675	\$722	\$825	\$870	\$1,007
CA	\$255	\$276	\$290	\$308	\$323	\$351	\$383	\$418	\$495	\$529	\$632

\*FOR FULLY UPHOLSTERED MODELS COMBINE SEAT AND BACK GRADED PRICE FOR BASE LIST

SERIES	F0	Patient Mesh	QS	\$
	F1	Patient Upholstered	•	\$
BACK STYLE	6	Highback 44"		VAR
LEG	10	Single	•	-
ARM	OA	Open Arm	•	-
	CA	Closed Arm		VAR
ARM CAP FINISH	TP	Taupe Polyurethane	•	\$75
	GR	Grey Polyurethane	•	\$75
	BK	Black Polyurethane	•	\$75
	HRM	Hard Rock Maple Wood Cap	•	\$130
	RC	Rustic Cherry Wood Cap	•	\$130
	CP	Chocolate Pear Wood Cap	•	\$130
	BI	Corian Bisque		\$295
FRAME FINISH	SR	Corian Silverite		\$395
	BM	Bronze Matte	•	-
	SVR	Silver	•	-
	MG	Metallic Gunmetal		\$50
BACK MESH (If Applicable)	M2	M2 Mesh (not all colors are QS)	•	\$28
	M3	M3 Mesh	•	-
OPTIONS	MB	Moisture Barrier (Seat only)		\$90
	CL	CAL TB133 (MESH)		\$95
	CL	CAL TB133 (UPH)		\$110
	GB	Ganging Kit (Set of 2)		\$50
FREIGHT OPTIONS	KD	Knocked Down	•	-
	BW	Blanket Wrapped - Fully Assembled (25 seat minimum)		\$75
FREIGHT REQUIREMENTS	AS	Allseating Standard		-
	FQ	Special Freight Instructions (Call for Quote)		VAR
	GD	Guaranteed Delivery Date and Time (Call for Quote)		VAR



# FOSTER® PATIENT PLUS

DESIGN | ALLSEATING  
GSA SIN | 339113H

## FEATURES

- Clean Out Areas
- 16 Gauge Tubular Steel Frame
- Steel Seat Frame
- High Density Seat Foam
- Latex, lead and mercury free
- Flex Back
- Active Seat Suspension
- Wallsaver Frame Design
- Optional Ganging Kit
- Black non-marring polyethylene glides
- Arm caps designed for easy ingress and egress

## DIMENSIONS

- OVERALL: 41"H | 35"W | 24.75"D
- Seat: 18"H | 30"W | 19"D
- Back: 22.5"H | 30"W
- Arm: 26.3"H
- For 44" version, add 3" to back height and overall height
- COM Full: 2.75yards
- COM Seat: 1 yards
- COM Back: 1.75 yards
- COM Closed Arm: 0.75 yards

## PRODUCT WEIGHT

- 94 lbs. | 107 lbs. with Closed Arms.

## BASE PRICE | \$1,736

F1810-OA

A plus version of our patient chair with a breathable mesh back option. Features a steel frame construction, webbed seat suspension and sloped arms to enhance comfort. Seat width is 30" between the arms and supports up to 750lbs.

Suggested Applications: Waiting Areas, Dining Room, Exam Rooms, Patient Rooms, Guest Seating, Resident Rooms.

MODEL CODE	Grade 1	Grade 2/ COM	Grade 3	Grade 4/ COL	Grade 5	Grade 6	Grade 7	Grade 8	Leather 1	Leather 2	Leather 3
F0810	\$1,872	\$1,900	\$1,918	\$1,942	\$1,963	\$2,000	\$2,042	\$2,089	\$2,192	\$2,237	\$2,374
F1810 BACK F1810 SEAT	\$1,111 \$625	\$1,160 \$653	\$1,192 \$671	\$1,234 \$695	\$1,270 \$716	\$1,335 \$753	\$1,409 \$795	\$1,491 \$842	\$1,670 \$945	\$1,750 \$990	\$1,990 \$1,127
CA	\$255	\$276	\$290	\$308	\$323	\$351	\$383	\$418	\$495	\$529	\$632

\*FOR FULLY UPHOLSTERED MODELS COMBINE SEAT AND BACK GRADED PRICE FOR BASE LIST

SERIES	F0	Patient Mesh	QS	\$
	F1	Patient Upholstered		\$
BACK STYLE	8	Highback Plus 44"		VAR
LEG	10	Single		-
ARM	OA	Open Arm		-
	CA	Closed Arm		VAR
ARM CAP FINISH	TP	Taupe Polyurethane		\$75
	GR	Grey Polyurethane		\$75
	BK	Black Polyurethane		\$75
	HRM	Hard Rock Maple Wood Cap		\$130
	RC	Rustic Cherry Wood Cap		\$130
	CP	Chocolate Pear Wood Cap		\$130
	BI	Corian Bisque		\$295
	SR	Corian Silverite		\$395
FRAME FINISH	BM	Bronze Matte		-
	SVR	Silver		-
	MG	Metallic Gunmetal		\$50
BACK MESH (If Applicable)	M2	M2 Mesh		\$28
	M3	M3 Mesh		-
OPTIONS	MB	Moisture Barrier (Seat only)		\$90
	CL	CAL TB133 (MESH)		\$95
	CL	CAL TB133 (UPH)		\$110
	GB	Ganging Kit (Set of 2)		\$50
FREIGHT OPTIONS	KD	Knocked Down		-
	BW	Blanket Wrapped - Fully Assembled (25 seat minimum)		\$75
FREIGHT REQUIREMENTS	AS	Allseating Standard		-
	FQ	Special Freight Instructions (Call for Quote)		VAR
	GD	Guaranteed Delivery Date and Time (Call for Quote)		VAR

## NOTES

- Ships knocked down.
- Warranted for users up to 500 lbs/unit.
- \*For fully upholstered models, combine seat and back graded price for base list
- Maximum order quantities apply to Quick Ship program, contact Sales Support for details.

## TO ORDER SIMPLY FILL IN THE BLANKS

<input type="text"/>	-	<input type="text"/>	-	<input type="text" value="10"/>	-	<input type="text"/>	-	<input type="text"/>	-	<input type="text"/>	-	<input type="text"/>	-	<input type="text"/>	-	<input type="text"/>	-	<input type="text"/>	-	<input type="text"/>
SERIES		BACK STYLE		LEG		ARM		ARM CAP FINISH		FRAME FINISH		BACK MESH - OPTIONS For additional options separate with (-) hyphen.		FREIGHT OPTION		FREIGHT REQUIRE- MENTS		FABRIC CODE - SEAT Please refer to allseating.com for fabric codes.		FABRIC CODE - BACK & CLOSED ARM



# FOSTER® OTTOMAN

DESIGN | ALLSEATING  
GSA SIN: 339113H



## FEATURES

- 16 Gauge Tubular Steel Frame
- Multi Layered High Density Seat Foam
- Latex, lead and mercury free
- Black non-marring polyethylene glides

## DIMENSIONS

- OVERALL: 13"H | 20"W | 14"D
- COM Seat: 0.75 yard

## PRODUCT WEIGHT

- 12 lbs.

BASE PRICE   \$645											
F3X44											
A complementary ottoman offers a supportive spot to rest your feet.											
Code	Grade 1	Grade 2/ COM	Grade 3	Grade 4/ COL	Grade 5	Grade 6	Grade 7	Grade 8	Leather 1	Leather 2	Leather 3
F3X44	\$645	\$666	\$680	\$698	\$713	\$741	\$773	\$808	\$885	\$919	\$1,022
SERIES			F3	Bench						QS	\$
BACK STYLE			X	No Back							-
LEG			44	Ottoman							-
FRAME FINISH			BM	Bronze Matte							-
			SVR	Silver							-
			MG	Metallic Gunmetal							\$50
OPTIONS			MB	Moisture Barrier (Seat only)							\$90
			CL	CAL TB133							\$95
FREIGHT OPTIONS			FA	Fully Assembled							-
			BW	Blanket Wrapped - Fully Assembled (25 seat minimum)							\$75
FREIGHT REQUIREMENTS			AS	Allseating Standard							-
			FQ	Special Freight Instructions (Call for Quote)							VAR
			GD	Guaranteed Delivery Date and Time (Call for Quote)							VAR

## NOTES

- Warranted for users up to 350 lbs/seat.

## TO ORDER SIMPLY FILL IN THE BLANKS

F3	-	X	-	44	-		-		-		-		-		-	
SERIES		BACK STYLE		LEG		FRAME FINISH		BACK MESH - OPTIONS For additional options separate with (-) hyphen.		FREIGHT OPTION		FREIGHT REQUIRE- MENTS		FABRIC CODE - SEAT Please refer to allseating.com for fabric codes.		FABRIC CODE - BACK & CLOSED ARM







# FOSTER® ROCKER

DESIGN | ALLSEATING  
GSA SIN | 339113

## BASE PRICE | \$1,758 F1612-OA

Our highly supportive patient chair with a rocker base inspires a calming motion and relaxing effect. Features a steel frame construction, webbed seat suspension and sloped arms to enhance support.

Suggested Applications:  
Exam Rooms, Patient Rooms, Resident Rooms.

MODEL CODE	Grade 1	Grade 2/ COM	Grade 3	Grade 4/ COL	Grade 5	Grade 6	Grade 7	Grade 8	Leather 1	Leather 2	Leather 3
F0612-OA	\$1,895	\$1,923	\$1,941	\$1,965	\$1,986	\$2,023	\$2,065	\$2,112	\$2,215	\$2,260	\$2,397
F0612 BACK F1612 SEAT	\$1,125 \$633	\$1,174 \$661	\$1,171 \$714	\$1,195 \$756	\$1,216 \$792	\$1,253 \$857	\$1,295 \$931	\$1,342 \$1,013	\$1,445 \$1,192	\$1,490 \$1,272	\$1,627 \$1,512
CA	\$255	\$276	\$290	\$308	\$323	\$351	\$383	\$418	\$495	\$529	\$632

\*FOR FULLY UPHOLSTERED MODELS COMBINE SEAT AND BACK GRADED PRICE FOR BASE LIST

SERIES	F0	Patient Mesh	QS	\$
	F1	Patient Upholstered		\$
BACK STYLE	6	Highback 44"		VAR
LEG	12	Rocker Metal		-
ARM	OA	Open Arm		-
	CA	Closed Arm		VAR
ARM CAP FINISH	TP	Taupe Polyurethane		-
	GR	Grey Polyurethane		-
	BK	Black Polyurethane		-
	HRM	Hard Rock Maple Wood Cap		\$30
	RC	Rustic Cherry Wood Cap		\$130
	CP	Chocolate Pear Wood Cap		\$130
	BI	Corian Bisque		\$295
	SR	Corian Silverite		\$395
FRAME FINISH	BM	Bronze Matte		-
	SVR	Silver		-
	MG	Metallic Gunmetal		\$50
BACK MESH (If Applicable)	M2	M2 Mesh		\$28
	M3	M3 Mesh		-
OPTIONS	MB	Moisture Barrier (Seat only)		\$90
	CL	CAL TB133 (MESH)		\$95
	CL	CAL TB133 (UPH)		\$110
FREIGHT OPTIONS	KD	Knocked Down		-
	BW	Blanket Wrapped - Fully Assembled (25 seat minimum)		\$75
FREIGHT REQUIREMENTS	AS	Allseating Standard		-
	FQ	Special Freight Instructions (Call for Quote)		VAR
	GD	Guaranteed Delivery Date and Time (Call for Quote)		VAR

### FEATURES

- Clean Out Areas
- 16 Gauge Tubular Steel Frame
- Steel Seat Frame
- High Density Seat Foam
- Latex, lead and mercury free
- Flex Back
- Active Seat Suspension
- Clear polyurethane rail guard
- Arm caps designed for easy ingress and egress

### DIMENSIONS

- OVERALL: 41"H | 26"W | 30"D
- Seat: 18"H | 21"W | 19"D
- Back: 22.5"H | 30"W
- Arm: 25.9"H
- For 44" version, add 3" to back height and overall heightCOM Full: 2.75yards
- COM Seat: 1 yards
- COM Back: 1.75 yards
- COM Closed Arm: 0.75 yards

### PRODUCT WEIGHT

- 94 lbs. | 107 lbs. with Closed Arms.

### NOTES

- Ships knocked down.
- Warranted for users up to 500 lbs/unit.
- \*For fully upholstered models, combine seat and back graded price for base list
- Minimum order quantities apply to Quick Ship program, contact Sales Support for details.

### TO ORDER SIMPLY FILL IN THE BLANKS

<input type="text"/>	-	<input type="text"/>	-	12	-	<input type="text"/>	-	<input type="text"/>	-	<input type="text"/>	-	<input type="text"/>	-	<input type="text"/>	-	<input type="text"/>	-	<input type="text"/>	-	<input type="text"/>
SERIES		BACK STYLE		LEG		ARM		ARM CAP FINISH		FRAME FINISH		BACK MESH - OPTIONS		FREIGHT OPTION		FREIGHT REQUIREMENTS		FABRIC CODE - SEAT		FABRIC CODE - BACK & CLOSED ARM
												For additional options separate with (-) hyphen.				Please refer to allseating.com for fabric codes.				





# FOSTER<sup>®</sup> HIP CHAIR

DESIGN | ALLSEATING  
GSA SIN | 339113H

## FEATURES

- Clean Out Areas
- 16 Gauge Tubular Steel Frame
- Steel Seat Frame
- Latex, lead and mercury free
- Flex Back
- Active Seat Suspension
- Black non-marring polyethylene glides
- Non-slip surface on foot rail
- High Density Seat Foam
- Arm caps designed for easy ingress and egress

## DIMENSIONS

- OVERALL: 41"H | 26"W | 24.75"D
- Seat: 24"H | 21"W | 19"D
- Back: 22.5"H | 30"W
- Arm: 32.3"H
- COM Full: 2.75yards
- COM Seat: 1 yards
- COM Back: 1.75 yards
- COM Closed Arm: 0.75 yards

## PRODUCT WEIGHT

- 45 lbs. | 52 lbs. with Closed Arms.

## BASE PRICE | \$1,585 F1013-OA

Description: Our highly supportive patient chair at an easy-access height to minimize risk of injury. Features a steel frame construction, webbed seat suspension and sloped arms to enhance support. Comes with a lightweight, breathable mesh back option to enhance circulation.

Suggested Applications: Exam Rooms, Patient Rooms, Resident Rooms.

MODEL CODE	Grade 1	Grade 2/ COM	Grade 3	Grade 4/ COL	Grade 5	Grade 6	Grade 7	Grade 8	Leather 1	Leather 2	Leather 3
F0013	\$1,778	\$1,806	\$1,824	\$1,848	\$1,869	\$1,906	\$1,948	\$1,995	\$2,098	\$2,143	\$2,280
F1013 BACK F1013 SEAT	\$1,055 \$593	\$1,104 \$621	\$1,136 \$639	\$1,178 \$663	\$1,214 \$684	\$1,279 \$721	\$1,353 \$763	\$1,435 \$810	\$1,614 \$913	\$1,694 \$958	\$1,934 \$1,095
CA	\$255	\$276	\$290	\$308	\$323	\$351	\$383	\$418	\$495	\$529	\$632

\*FOR FULLY UPHOLSTERED MODELS COMBINE SEAT AND BACK GRADED PRICE FOR BASE LIST

SERIES	F0	Patient Mesh	QS	\$
	F1	Patient Upholstered		\$
BACK STYLE	0	Midback		VAR
LEG	13	Hip Chair		-
ARM	OA	Open Arm		-
	CA	Closed Arm		VAR
ARM CAP FINISH	TP	Taupe Polyurethane		-
	GR	Grey Polyurethane		-
	BK	Black Polyurethane		-
	HRM	Hard Rock Maple Wood Cap		\$130
	RC	Rustic Cherry Wood Cap		\$130
	CP	Chocolate Pear Wood Cap		\$130
	BI	Corian Bisque		\$295
	SR	Corian Silverite		\$395
FRAME FINISH	BM	Bronze Matte		-
	SVR	Silver		-
	MG	Metallic Gunmetal		\$50
BACK MESH (If Applicable)	M2	M2 Mesh		\$28
	M3	M3 Mesh		-
OPTIONS	MB	Moisture Barrier (Seat only)		\$90
	CL	CAL TB133 (MESH)		\$95
	CL	CAL TB133 (UPH)		\$110
FREIGHT OPTIONS	KD	Knocked Down		-
	BW	Blanket Wrapped - Fully Assembled (25 seat minimum)		\$75
FREIGHT REQUIREMENTS	AS	Allseating Standard		-
	FQ	Special Freight Instructions (Call for Quote)		VAR
	GD	Guaranteed Delivery Date and Time (Call for Quote)		VAR

## NOTES

- Ships knocked down.
- 45 lbs. | 52 lbs. with Closed Arms.
- Warranted for users up to 500 lbs.
- \*For fully upholstered models, combine seat and back graded price for base list
- This product meets the requirements set forth in ANSI/BIFMA HCF8.1.

## TO ORDER SIMPLY FILL IN THE BLANKS

<input type="text" value=""/>	-	<input type="text" value="0"/>	-	<input type="text" value="13"/>	-	<input type="text" value=""/>	-	<input type="text" value=""/>	-	<input type="text" value=""/>	-	<input type="text" value=""/>	-	<input type="text" value=""/>	-	<input type="text" value=""/>	-	<input type="text" value=""/>	-	<input type="text" value=""/>
SERIES		BACK STYLE		LEG		ARM		ARM CAP FINISH		FRAME FINISH		BACK MESH - OPTIONS For additional options separate with (-) hyphen.		FREIGHT OPTION		FREIGHT REQUIRE- MENTS		FABRIC CODE - SEAT Please refer to allseating.com for fabric codes.		FABRIC CODE - BACK & CLOSED ARM



# FOSTER® GUEST

DESIGN | ALLSEATING  
GSA SIN: 33721

## BASE PRICE | \$1,268

### F1010-OA

Description: No one likes to wait, but with its webbed seat suspension, and sturdy steel construction, Foster Guest seating makes waiting more comfortable.

Suggested Applications:  
Lobbies, Dining Rooms, Exam Rooms, Resident Rooms.

MODEL CODE	Grade 1	Grade 2/ COM	Grade 3	Grade 4/ COL	Grade 5	Grade 6	Grade 7	Grade 8	Leather 1	Leather 2	Leather 3
F0010	\$1,394	\$1,422	\$1,440	\$1,464	\$1,485	\$1,522	\$1,564	\$1,611	\$1,714	\$1,759	\$1,896
F1010 BACK	\$761	\$803	\$830	\$866	\$898	\$953	\$1,016	\$1,087	\$1,240	\$1,309	\$1,514
F1010 SEAT	\$507	\$535	\$553	\$577	\$598	\$635	\$677	\$724	\$827	\$872	\$1,009
CA	\$255	\$276	\$290	\$308	\$323	\$351	\$383	\$418	\$495	\$529	\$632

\*FOR FULLY UPHOLSTERED MODELS COMBINE SEAT AND BACK GRADED PRICE FOR BASE LIST

SERIES	F0	Guest Mesh	QS	\$
	F1	Guest Upholstered	•	VAR
BACK STYLE	O	Midback	•	VAR
LEG	10	Single	•	-
ARM	OA	Open Arm	•	-
	CA	Closed Arm		VAR
ARM CAP FINISH	TP	Taupe Polyurethane	•	\$75
	GR	Grey Polyurethane	•	\$75
	BK	Black Polyurethane	•	\$75
	HRM	Hard Rock Maple Wood Cap	•	\$130
	RC	Rustic Cherry Wood Cap	•	\$130
	CP	Chocolate Pear Wood Cap	•	\$130
	BI	Corian Bisque		\$295
	SR	Corian Silverite		\$395
FRAME FINISH	BM	Bronze Matte	•	-
	SVR	Silver	•	-
	MG	Metallic Gunmetal		\$50
BACK MESH (If Applicable)	M2	M2 Mesh (not all colors are QS)	•	\$28
	M3	M3 Mesh	•	-
OPTIONS	MB	Moisture Barrier (Seat only)		\$90
	TL	Tablet Left   Closed Arm Only		\$720
	TR	Tablet Right   Closed Arm Only		\$720
	CL	CAL TB133 (MESH)		\$95
	CL	CAL TB133 (UPH)		\$110
	GB	Ganging Kit (Set of 2)		\$50
FREIGHT OPTIONS	KD	Knocked Down	•	-
	BW	Blanket Wrapped - Fully Assembled (25 seat minimum)		\$75
FREIGHT REQUIREMENTS	AS	Allseating Standard		-
	FQ	Special Freight Instructions (Call for Quote)		VAR
	GD	Guaranteed Delivery Date and Time (Call for Quote)		VAR

## FEATURES

- Clean Out Areas
- 16 Gauge Tubular Steel Frame
- Steel Seat Frame
- High Density Seat Foam
- Latex, lead and mercury free
- Flex Back
- Active Seat Suspension
- Wallsaver Frame Design
- Optional Ganging Kit
- Black non-marring polyethylene glides
- Arm caps designed for easy ingress and egress

## DIMENSIONS

- OVERALL: 35"H | 26"W | 24.75"D
- Seat: 18"H | 21"W | 19"D
- Back: 16"H | 21"W
- Arm: 26.25"H
- COM Full: 2.5yards
- COM Seat: 1 yards
- COM Back: 1.5 yards
- COM Closed Arm: 0.75 yards

## PRODUCT WEIGHT

- 38 lbs. | 44 lbs. with Closed Arms.

## NOTES

- Ships knocked down.
- Warranted for users up to 500 lbs.
- \*For fully upholstered models, combine seat and back graded price for base list
- This product meets the requirements set forth in ANSI/BIFMA HCF8.1.
- Maximum order quantities apply to Quick Ship program, contact Sales Support for details.

## TO ORDER SIMPLY FILL IN THE BLANKS

<input type="text"/>	-	<input type="text"/>	-	<input type="text"/>	-	<input type="text"/>	-	<input type="text"/>	-	<input type="text"/>	-	<input type="text"/>	-	<input type="text"/>	-	<input type="text"/>					
SERIES		BACK STYLE		LEG		ARM		ARM CAP FINISH		FRAME FINISH		BACK MESH - OPTIONS For additional options separate with (-) hyphen.		FREIGHT OPTION		FREIGHT REQUIREMENTS		FABRIC CODE - SEAT Please refer to allseating.com for fabric codes.		FABRIC CODE - BACK & CLOSED ARM	

## FOSTER® GUEST PLUS

DESIGN | ALLSEATING  
GSA SIN: 33721

## FEATURES

- Clean Out Areas
- 16 Gauge Tubular Steel Frame
- Steel Seat Frame
- High Density Seat Foam
- Latex, lead and mercury free
- Flex Back
- Active Seat Suspension
- Wallsaver Frame Design
- Optional Ganging Kit
- Black non-marring polyethylene glides
- Arm caps designed for easy ingress and egress

## DIMENSIONS

- OVERALL: 35"H | 29"W | 24.75"D
- Seat: 18"H | 30"W | 19"D
- Back: 17"H | 29"W
- Arm: 26.25"H
- COM Full: 2.5yards
- COM Seat: 1 yard
- COM Back: 1.5 yards
- COM Closed Arm: 0.75 yard

## PRODUCT WEIGHT

- 44 lbs. | 50 lbs. with Closed Arms.

## NOTES

- Ships knocked down.
- Warranted for users up to 750 lbs.
- \*For fully upholstered models, combine seat and back graded price for base list
- This product meets the requirements set forth in ANSI/BIFMA HCF8.1.
- Maximum order quantities apply to Quick Ship program, contact Sales Support for details.

BASE PRICE | \$1,460  
F1410-OA

A plus version of our welcoming guest chair with a breathable mesh back option. Features a steel frame construction and webbed seat suspension to make waiting more comfortable. 30" between the arms.

Suggested Applications: Waiting Areas, Dining Room, Exam Rooms, Patient Rooms, Guest Seating, Resident Rooms.

MODEL CODE	Grade 1	Grade 2/ COM	Grade 3	Grade 4/ COL	Grade 5	Grade 6	Grade 7	Grade 8	Leather 1	Leather 2	Leather 3
F0410	\$1,586	\$1,614	\$1,632	\$1,656	\$1,677	\$1,714	\$1,756	\$1,803	\$1,906	\$1,951	\$2,088
F1410 BACK	\$876	\$918	\$945	\$981	\$1,013	\$1,068	\$1,131	\$1,202	\$1,355	\$1,424	\$1,629
F1410 SEAT	\$584	\$612	\$630	\$654	\$675	\$712	\$754	\$801	\$904	\$949	\$1,086
CA	\$255	\$276	\$290	\$308	\$323	\$351	\$383	\$418	\$495	\$529	\$632


\*FOR FULLY UPHOLSTERED MODELS COMBINE SEAT AND BACK GRADED PRICE FOR BASE LIST

SERIES	F0	Guest Mesh	QS	\$
	F1	Guest Upholstered	•	-
BACK STYLE	4	Midback Plus	•	VAR
LEG	10	Single	•	-
ARM	OA	Open Arm	•	-
	CA	Closed Arm		VAR
ARM CAP FINISH	TP	Taupe Polyurethane	•	\$75
	GR	Grey Polyurethane	•	\$75
	BK	Black Polyurethane	•	\$75
	HRM	Hard Rock Maple Wood Cap	•	\$130
	RC	Rustic Cherry Wood Cap	•	\$130
	CP	Chocolate Pear Wood Cap	•	\$130
	BI	Corian Bisque		\$295
	SR	Corian Silverite		\$395
FRAME FINISH	BM	Bronze Matte	•	-
	SVR	Silver	•	-
	MG	Metallic Gunmetal		\$50
BACK MESH (If Applicable)	M2	M2 Mesh	•	\$28
	M3	M3 Mesh	•	-
OPTIONS	MB	Moisture Barrier (Seat only)		\$90
	CL	CAL TB133 (MESH)		\$95
	CL	CAL TB133 (UPH)		\$110
	GB	Ganging Kit (Set of 2)		\$50
FREIGHT OPTIONS	KD	Knocked Down	•	-
	BW	Blanket Wrapped - Fully Assembled (25 seat minimum)		\$75
FREIGHT REQUIREMENTS	AS	Allseating Standard		-
	FQ	Special Freight Instructions (Call for Quote)		VAR
	GD	Guaranteed Delivery Date and Time (Call for Quote)		VAR

## TO ORDER SIMPLY FILL IN THE BLANKS

<input type="text"/>	-	<input type="text" value="4"/>	-	<input type="text" value="10"/>	-	<input type="text"/>	-	<input type="text"/>	-	<input type="text"/>	-	<input type="text"/>	-	<input type="text"/>	-	<input type="text"/>	-	<input type="text"/>	-	<input type="text"/>
SERIES		BACK STYLE		LEG		ARM		ARM CAP FINISH		FRAME FINISH		BACK MESH - OPTIONS For additional options separate with (-) hyphen.		FREIGHT OPTION		FREIGHT REQUIREMENTS		FABRIC CODE - SEAT Please refer to allseating.com for fabric codes.		FABRIC CODE - BACK & CLOSED ARM

## FOSTER® GUEST DOUBLE

DESIGN | ALLSEATING  
GSA SIN: 33721

## FEATURES

- Clean Out Areas
- 16 Gauge Tubular Steel Frame
- Steel Seat Frame
- High Density Seat Foam
- Latex, lead and mercury free
- Flex Back
- Active Seat Suspension
- Wallsaver Frame Design
- Black non-marring polyethylene glides
- Arm caps designed for easy ingress and egress

## DIMENSIONS

- OVERALL: 35"H | 47.5"W | 25"D
- Seat: 18"H | 21"W (Per Seat) | 19"D
- Back: 17"H | 23.5"W (Per Seat)
- Arm: 26.3"H
- COM Full: 3.25 yards
- COM Seat: 1.75 yards
- COM Back: 1.5 yards
- COM Closed Arm: 0.75 yards

## PRODUCT WEIGHT

- 61 lbs. | 67 lbs. with Closed Arms.

## NOTES

- Ships knocked down.
- Warranted for users up to 500 lbs/ per seat
- \*For fully upholstered models, combine seat and back graded price for base list
- This product meets the requirements set forth in ANSI/BIFMA HCF8.1.
- Maximum order quantities apply to Quick Ship program, contact Sales Support for details.

BASE PRICE | \$2,059  
F1020-OA

Our guest chair – but built for two. Features a steel frame construction, webbed seat suspension and sloped arms to make waiting more comfortable.

Suggested Applications: Lobbies, Resident Rooms.


MODEL CODE	Grade 1	Grade 2/ COM	Grade 3	Grade 4/ COL	Grade 5	Grade 6	Grade 7	Grade 8	Leather 1	Leather 2	Leather 3
F0020	\$2,224	\$2,273	\$2,305	\$2,347	\$2,383	\$2,448	\$2,522	\$2,604	\$2,783	\$2,863	\$3,103
F1020 BACK	\$947	\$989	\$1,016	\$1,052	\$1,084	\$1,139	\$1,202	\$1,273	\$1,426	\$1,495	\$1,700
F1020 SEAT	\$1,112	\$1,161	\$1,193	\$1,235	\$1,271	\$1,336	\$1,410	\$1,492	\$1,671	\$1,751	\$1,991
CA	\$255	\$276	\$290	\$308	\$323	\$351	\$383	\$418	\$495	\$529	\$632

\*FOR FULLY UPHOLSTERED MODELS COMBINE SEAT AND BACK GRADED PRICE FOR BASE LIST

SERIES	F0	Mesh	QS	\$
	F1	Upholstered	•	-
BACK STYLE	O	Midback	•	VAR
LEG	20	Double	•	-
ARM	OA	Open Arm	•	-
	CA	Closed Arm		VAR
ARM CAP FINISH	TP	Taupe Polyurethane	•	\$75
	GR	Grey Polyurethane	•	\$75
	BK	Black Polyurethane	•	\$75
	HRM	Hard Rock Maple Wood Cap	•	\$130
	RC	Rustic Cherry Wood Cap	•	\$130
	CP	Chocolate Pear Wood Cap	•	\$130
	BI	Corian Bisque		\$295
	SR	Corian Silverite		\$395
FRAME FINISH	BM	Bronze Matte	•	-
	SVR	Silver	•	-
	MG	Metallic Gunmetal		\$50
BACK MESH (If Applicable)	M2	M2 Mesh	•	\$56
	M3	M3 Mesh	•	-
OPTIONS	MB	Moisture Barrier (Seat only)		\$180
	CL	CAL TB133 (MESH)		\$190
	CL	CAL TB133 (UPH)		\$220
FREIGHT OPTIONS	KD	Knocked Down	•	-
	BW	Blanket Wrapped - Fully Assembled (25 seat minimum)		\$150
FREIGHT REQUIREMENTS	AS	Allseating Standard		-
	FQ	Special Freight Instructions (Call for Quote)		VAR
	GD	Guaranteed Delivery Date and Time (Call for Quote)		VAR

## TO ORDER SIMPLY FILL IN THE BLANKS

<input type="text"/>	-	<input type="text" value="0"/>	-	<input type="text" value="20"/>	-	<input type="text"/>	-	<input type="text"/>	-	<input type="text"/>	-	<input type="text"/>	-	<input type="text"/>	-	<input type="text"/>	-	<input type="text"/>	-	<input type="text"/>
SERIES		BACK STYLE		LEG		ARM		ARM CAP FINISH		FRAME FINISH		BACK MESH - OPTIONS For additional options separate with (-) hyphen.		FREIGHT OPTION		FREIGHT REQUIRE- MENTS		FABRIC CODE - SEAT Please refer to allseating.com for fabric codes.		FABRIC CODE - BACK & CLOSED ARM



# FOSTER® GUEST DOUBLE HALF ARM

DESIGN | ALLSEATING  
GSA SIN: 33721

## BASE PRICE | \$2,233 F1021-OA

Our guest chair – but built for two. Features a steel frame construction, webbed seat suspension and sloped arms to make waiting more comfortable.

Suggested Applications: Lobbies, Resident Rooms.

### FEATURES

- Clean Out Areas
- 16 Gauge Tubular Steel Frame
- Steel Seat Frame
- High Density Seat Foam
- Latex, lead and mercury free
- Flex Back
- Active Seat Suspension
- Wallsaver Frame Design
- Black non-marring polyethylene glides
- Arm caps designed for easy ingress and egress

### DIMENSIONS

- OVERALL: 35"H | 49"W | 25"D
- Seat: 18"H | 21"W (Per Seat) | 19"D
- Back: 17"H | 24.5"W (Per Seat)
- Arm: 26.3"H
- COM Full: 3.25 yards
- COM Seat: 1.75 yards
- COM Back: 1.5 yards
- COM Closed Arm: 1.25 yards

### PRODUCT WEIGHT

- 66 lbs. | 76 lbs. with Closed Arms.

### NOTES

- Ships knocked down.
- Warranted for users up to 500 lbs/ per seat
- \*For fully upholstered models, combine seat and back graded price for base list
- This product meets the requirements set forth in ANSI/BIFMA HCF8.1.
- Maximum order quantities apply to Quick Ship program, contact Sales Support for details.

MODEL CODE	Grade 1	Grade 2/ COM	Grade 3	Grade 4/ COL	Grade 5	Grade 6	Grade 7	Grade 8	Leather 1	Leather 2	Leather 3
F0021	\$2,392	\$2,441	\$2,473	\$2,515	\$2,551	\$2,616	\$2,690	\$2,772	\$2,951	\$3,031	\$3,271
F1021 BACK	\$1,027	\$1,069	\$1,096	\$1,132	\$1,164	\$1,219	\$1,282	\$1,353	\$1,506	\$1,575	\$1,780
F1021 SEAT	\$1,206	\$1,255	\$1,287	\$1,329	\$1,365	\$1,430	\$1,504	\$1,586	\$1,765	\$1,845	\$2,085
CA	\$275	\$310	\$333	\$363	\$389	\$435	\$488	\$546	\$674	\$731	\$903

\*FOR FULLY UPHOLSTERED MODELS COMBINE SEAT AND BACK GRADED PRICE FOR BASE LIST

SERIES	F0	Mesh	QS	\$
	F1	Upholstered	•	-
BACK STYLE	O	Midback	•	VAR
LEG	21	Double with Half Arms	•	-
ARM	OA	Open Arm	•	-
	CA	Closed Arm		VAR
ARM CAP FINISH	TP	Taupe Polyurethane	•	\$112
	GR	Grey Polyurethane	•	\$112
	BK	Black Polyurethane	•	\$112
	HRM	Hard Rock Maple Wood Cap	•	\$195
	RC	Rustic Cherry Wood Cap	•	\$195
	CP	Chocolate Pear Wood Cap	•	\$195
	BI	Corian Bisque		\$445
	SR	Corian Silverite		\$595
FRAME FINISH	BM	Bronze Matte	•	-
	SVR	Silver	•	-
	MG	Metallic Gunmetal		\$50
BACK MESH (If Applicable)	M2	M2 Mesh	•	\$56
	M3	M3 Mesh	•	-
OPTIONS	MB	Moisture Barrier (Seat only)		\$180
	CL	CAL TB133 (MESH)		\$190
	CL	CAL TB133 (UPH)		\$220
FREIGHT OPTIONS	KD	Knocked Down	•	-
	BW	Blanket Wrapped - Fully Assembled (25 seat minimum)		\$150
FREIGHT REQUIREMENTS	AS	Allseating Standard		-
	FQ	Special Freight Instructions (Call for Quote)		VAR
	GD	Guaranteed Delivery Date and Time (Call for Quote)		VAR

### TO ORDER SIMPLY FILL IN THE BLANKS

<input type="text"/>	-	<input type="text"/>	-	<input type="text"/>	-	<input type="text"/>	-	<input type="text"/>	-	<input type="text"/>	-	<input type="text"/>	-	<input type="text"/>	-	<input type="text"/>				
SERIES		BACK STYLE		LEG		ARM		ARM CAP FINISH		FRAME FINISH		BACK MESH - OPTIONS For additional options separate with (-) hyphen.		FREIGHT OPTION		FREIGHT REQUIRE- MENTS		FABRIC CODE - SEAT Please refer to allseating.com for fabric codes.		FABRIC CODE - BACK & CLOSED ARM



# FOSTER® GUEST DOUBLE FULL ARM

DESIGN | ALLSEATING  
GSA SIN: 33721**BASE PRICE | \$2,181**  
**F1022-OA**

Our guest chair – but built for two. Features a steel frame construction, webbed seat suspension and sloped arms to make waiting more comfortable.

Suggested Applications: Lobbies, Resident Rooms.

## FEATURES

- Clean Out Areas
- 16 Gauge Tubular Steel Frame
- Steel Seat Frame
- High Density Seat Foam
- Latex, lead and mercury free
- Flex Back
- Active Seat Suspension
- Wallsaver Frame Design
- Black non-marring polyethylene glides
- Arm caps designed for easy ingress and egress

## DIMENSIONS

- OVERALL: 35"H | 49"W | 25"D
- Seat: 18"H | 21"W (Per Seat) | 19"D
- Back: 17"H | 24.5"W (Per Seat)
- Arm: 26.3"H
- COM Full: 3.25 yards
- COM Seat: 1.75 yards
- COM Back: 1.5 yards
- COM Closed Arm: 1.25 yards

## PRODUCT WEIGHT

- 68 lbs. | 78 lbs. with Closed Arms.

## NOTES

- Ships knocked down.
- Warranted for users up to 500 lbs/ per seat
- \*For fully upholstered models, combine seat and back graded price for base list
- This product meets the requirements set forth in ANSI/BIFMA HCF8.1.
- Maximum order quantities apply to Quick Ship program, contact Sales Support for details.

MODEL CODE	Grade 1	Grade 2/ COM	Grade 3	Grade 4/ COL	Grade 5	Grade 6	Grade 7	Grade 8	Leather 1	Leather 2	Leather 3
F0022	\$2,340	\$2,389	\$2,421	\$2,463	\$2,499	\$2,564	\$2,638	\$2,720	\$2,899	\$2,979	\$3,219
F1022 BACK	\$1,003	\$1,045	\$1,072	\$1,108	\$1,140	\$1,195	\$1,258	\$1,329	\$1,482	\$1,551	\$1,756
F1022 SEAT	\$1,178	\$1,227	\$1,259	\$1,301	\$1,337	\$1,402	\$1,476	\$1,558	\$1,737	\$1,817	\$2,057
CA	\$275	\$310	\$333	\$363	\$389	\$435	\$488	\$546	\$674	\$731	\$903

\*FOR FULLY UPHOLSTERED MODELS COMBINE SEAT AND BACK GRADED PRICE FOR BASE LIST

SERIES	F0	Mesh	QS	\$
	F1	Upholstered	•	-
BACK STYLE	0	Midback	•	VAR
LEG	22	Double with Full Arms	•	-
ARM	OA	Open Arm	•	-
	CA	Closed Arm		VAR
ARM CAP FINISH	TP	Taupe Polyurethane	•	\$112
	GR	Grey Polyurethane	•	\$112
	BK	Black Polyurethane	•	\$112
	HRM	Hard Rock Maple Wood Cap	•	\$195
	RC	Rustic Cherry Wood Cap	•	\$195
	CP	Chocolate Pear Wood Cap	•	\$195
	BI	Corian Bisque		\$445
	SR	Corian Silverite		\$595
FRAME FINISH	BM	Bronze Matte	•	-
	SVR	Silver	•	-
	MG	Metallic Gunmetal		\$50
BACK MESH (If Applicable)	M2	M2 Mesh (not all colors are QS)	•	\$56
	M3	M3 Mesh	•	-
OPTIONS	MB	Moisture Barrier (Seat only)		\$180
	CL	CAL TB133 (MESH)		\$190
	CL	CAL TB133 (UPH)		\$220
FREIGHT OPTIONS	KD	Knocked Down	•	-
	BW	Blanket Wrapped - Fully Assembled (25 seat minimum)		\$150
FREIGHT REQUIREMENTS	AS	Allseating Standard		-
	FQ	Special Freight Instructions (Call for Quote)		VAR
	GD	Guaranteed Delivery Date and Time (Call for Quote)		VAR

## TO ORDER SIMPLY FILL IN THE BLANKS

<input type="text"/>	-	<input type="text"/>	-	<input type="text"/>	-	<input type="text"/>	-	<input type="text"/>	-	<input type="text"/>	-	<input type="text"/>	-	<input type="text"/>	-	<input type="text"/>	-	<input type="text"/>	-	<input type="text"/>
SERIES		BACK STYLE		LEG		ARM		ARM CAP FINISH		FRAME FINISH		BACK MESH - OPTIONS For additional options separate with (-) hyphen.		FREIGHT OPTION		FREIGHT REQUIRE- MENTS		FABRIC CODE - SEAT Please refer to allseating.com for fabric codes.		FABRIC CODE - BACK & CLOSED ARM



## FOSTER® GUEST TRIPLE

DESIGN | ALLSEATING  
GSA SIN: 33721**BASE PRICE | \$2,626**  
**F1030-OA**

Our guest chair – but built for three. Features a steel frame construction, webbed seat suspension and sloped half-height arms to make waiting more comfortable.

Suggested Applications: Waiting Areas, Dining Room, Exam Rooms, Patient Rooms, Guest Seating, Resident Rooms.

**FEATURES**

- Clean Out Areas
- 16 Gauge Tubular Steel Frame
- Steel Seat Frame
- High Density Seat Foam
- Latex, lead and mercury free
- Flex Back
- Active Seat Suspension
- Wallsaver Frame Design
- Black non-marring polyethylene glides
- Arm caps designed for easy ingress and egress

**DIMENSIONS**

- OVERALL: 35"H | 69"W | 25"D
- Seat: 18"H | 21"W (Per Seat) | 19"D
- Back: 17"H | 23"W (Per Seat)
- Arm: 26.3"H
- COM Full: 5 yards
- COM Seat: 2 yards
- COM Back: 3 yards
- COM Closed Arm: 0.75 yards

**PRODUCT WEIGHT**

- 84 lbs. | 90 lbs. with Closed Arms.

**NOTES**

- Ships knocked down.
- Warranted for users up to 500 lbs/ per seat
- \*For fully upholstered models, combine seat and back graded price for base list
- This product meets the requirements set forth in ANSI/BIFMA HCF8.1.
- Maximum order quantities apply to Quick Ship program, contact Sales Support for details.

MODEL CODE	Grade 1	Grade 2/ COM	Grade 3	Grade 4/ COL	Grade 5	Grade 6	Grade 7	Grade 8	Leather 1	Leather 2	Leather 3
F0030	\$2,865	\$2,921	\$2,957	\$3,005	\$3,047	\$3,121	\$3,205	\$3,299	\$3,504	\$3,595	\$3,869
F1030 BACK	\$1,576	\$1,660	\$1,714	\$1,786	\$1,849	\$1,960	\$2,086	\$2,227	\$2,535	\$2,671	\$3,082
F1030 SEAT	\$1,050	\$1,106	\$1,142	\$1,190	\$1,232	\$1,306	\$1,390	\$1,484	\$1,689	\$1,780	\$2,054
CA	\$255	\$276	\$290	\$308	\$323	\$351	\$383	\$418	\$495	\$529	\$632

\*FOR FULLY UPHOLSTERED MODELS COMBINE SEAT AND BACK GRADED PRICE FOR BASE LIST

SERIES	F0	Mesh	QS	\$
	F1	Upholstered	•	-
BACK STYLE	O	Midback	•	VAR
LEG	30	Triple	•	-
ARM	OA	Open Arm	•	-
	CA	Closed Arm		VAR
ARM CAP FINISH	TP	Taupe Polyurethane	•	\$75
	GR	Grey Polyurethane	•	\$75
	BK	Black Polyurethane	•	\$75
	HRM	Hard Rock Maple Wood Cap	•	\$130
	RC	Rustic Cherry Wood Cap	•	\$130
	CP	Chocolate Pear Wood Cap	•	\$130
	BI	Corian Bisque		\$295
	SR	Corian Silverite		\$395
FRAME FINISH	BM	Bronze Matte	•	-
	SVR	Silver	•	-
	MG	Metallic Gunmetal		\$50
BACK MESH (If Applicable)	M2	M2 Mesh	•	\$84
	M3	M3 Mesh	•	-
OPTIONS	MB	Moisture Barrier (Seat only)		\$270
	CL	CAL TB133 (MESH)		\$285
	CL	CAL TB133 (UPH)		\$330
FREIGHT OPTIONS	KD	Knocked Down	•	-
	BW	Blanket Wrapped - Fully Assembled (25 seat minimum)		\$225
FREIGHT REQUIREMENTS	AS	Allseating Standard		-
	FQ	Special Freight Instructions (Call for Quote)		VAR
	GD	Guaranteed Delivery Date and Time (Call for Quote)		VAR

**TO ORDER SIMPLY FILL IN THE BLANKS**

<input type="text"/>	-	<input type="text"/>	-	<input type="text"/>	-	<input type="text"/>	-	<input type="text"/>	-	<input type="text"/>	-	<input type="text"/>	-	<input type="text"/>	-	<input type="text"/>				
SERIES		BACK STYLE		LEG		ARM		ARM CAP FINISH		FRAME FINISH		BACK MESH - OPTIONS For additional options separate with (-) hyphen.		FREIGHT OPTION		FREIGHT REQUIRE- MENTS		FABRIC CODE - SEAT Please refer to allseating.com for fabric codes.		FABRIC CODE - BACK & CLOSED ARM





# FOSTER® GUEST TRIPLE HALF ARM

DESIGN | ALLSEATING  
GSA SIN: 33721**BASE PRICE | \$2,864**  
**F1031-OA**

Our guest chair – but built for three. Features a steel frame construction, webbed seat suspension and sloped half-height arms to make waiting more comfortable.

Suggested Applications: Lobbies, Resident Rooms.

## FEATURES

- Clean Out Areas
- 16 Gauge Tubular Steel Frame
- Steel Seat Frame
- High Density Seat Foam
- Latex, lead and mercury free
- Flex Back
- Active Seat Suspension
- Wallsaver Frame Design
- Black non-marring polyethylene glides
- Arm caps designed for easy ingress and egress

## DIMENSIONS

- OVERALL: 35"H | 72"W | 25"D
- Seat: 18"H | 21"W (Per Seat) | 19"D
- Back: 17"H | 24"W (Per Seat)
- Arm: 26.3"H
- COM Full: 5 yards
- COM Seat: 2 yards
- COM Back: 3 yards
- COM Closed Arm: 1.25 yards

## PRODUCT WEIGHT

- 94 lbs. | 107 lbs. with Closed Arms.

MODEL CODE	Grade 1	Grade 2/ COM	Grade 3	Grade 4/ COL	Grade 5	Grade 6	Grade 7	Grade 8	Leather 1	Leather 2	Leather 3
F0031	\$3,097	\$3,153	\$3,189	\$3,237	\$3,279	\$3,353	\$3,437	\$3,531	\$3,736	\$3,827	\$4,101
F1031 BACK	\$1,718	\$1,802	\$1,856	\$1,928	\$1,991	\$2,102	\$2,228	\$2,369	\$2,677	\$2,813	\$3,224
F1031 SEAT	\$1,146	\$1,202	\$1,238	\$1,286	\$1,328	\$1,402	\$1,486	\$1,580	\$1,785	\$1,876	\$2,150
CA	\$508	\$543	\$566	\$596	\$622	\$668	\$721	\$779	\$907	\$964	\$1,136

\*FOR FULLY UPHOLSTERED MODELS COMBINE SEAT AND BACK GRADED PRICE FOR BASE LIST

SERIES	F0	Mesh	QS	\$
	F1	Upholstered	•	-
BACK STYLE	O	Midback	•	VAR
LEG	31	Triple with Half Arm	•	-
ARM	OA	Open Arm	•	-
	CA	Closed Arm		VAR
ARM CAP FINISH	TP	Taupe Polyurethane	•	\$150
	GR	Grey Polyurethane	•	\$150
	BK	Black Polyurethane	•	\$150
	HRM	Hard Rock Maple Wood Cap	•	\$260
	RC	Rustic Cherry Wood Cap	•	\$260
	CP	Chocolate Pear Wood Cap	•	\$260
	BI	Corian Bisque		\$590
	SR	Corian Silverite		\$790
FRAME FINISH	BM	Bronze Matte	•	-
	SVR	Silver	•	-
	MG	Metallic Gunmetal		\$50
BACK MESH (If Applicable)	M2	M2 Mesh	•	\$84
	M3	M3 Mesh	•	-
OPTIONS	MB	Moisture Barrier (Seat only)		\$270
	CL	CAL TB133 (MESH)		\$285
	CL	CAL TB133 (UPH)		\$330
FREIGHT OPTIONS	KD	Knocked Down	•	-
	BW	Blanket Wrapped - Fully Assembled (25 seat minimum)		\$225
FREIGHT REQUIREMENTS	AS	Allseating Standard		-
	FQ	Special Freight Instructions (Call for Quote)		VAR
	GD	Guaranteed Delivery Date and Time (Call for Quote)		VAR

## NOTES

- Ships knocked down.
- Warranted for users up to 500 lbs/ per seat
- \*For fully upholstered models, combine seat and back graded price for base list
- This product meets the requirements set forth in ANSI/BIFMA HCF8.1.
- Maximum order quantities apply to Quick Ship program, contact Sales Support for details.

## TO ORDER SIMPLY FILL IN THE BLANKS

<input type="text"/>	-	<input type="text"/>	-	<input type="text"/>	-	<input type="text"/>	-	<input type="text"/>	-	<input type="text"/>	-	<input type="text"/>	-	<input type="text"/>	-	<input type="text"/>	-	<input type="text"/>	-	<input type="text"/>
SERIES		BACK STYLE		LEG		ARM		ARM CAP FINISH		FRAME FINISH		BACK MESH - OPTIONS For additional options separate with (-) hyphen.		FREIGHT OPTION		FREIGHT REQUIRE- MENTS		FABRIC CODE - SEAT Please refer to allseating.com for fabric codes.		FABRIC CODE - BACK & CLOSED ARM

# FOSTER® GUEST TRIPLE FULL ARM

DESIGN | ALLSEATING  
GSA SIN: 33721

## BASE PRICE | \$2,948 F1032-OA

Our guest chair – but built for three. Features a steel frame construction, webbed seat suspension and sloped arms to make waiting more comfortable.

Suggested Applications: Lobbies, Resident Rooms.

### FEATURES

- Clean Out Areas
- 16 Gauge Tubular Steel Frame
- Steel Seat Frame
- High Density Seat Foam
- Latex, lead and mercury free
- Flex Back
- Active Seat Suspension
- Wallsaver Frame Design
- Black non-marring polyethylene glides
- Arm caps designed for easy ingress and egress

### DIMENSIONS

- OVERALL: 35"H | 72"W | 25"D
- Seat: 18"H | 21"W (Per Seat) | 19"D
- Back: 17"H | 24"W (Per Seat)
- Arm: 26.3"H
- COM Full: 5 yards
- COM Seat: 2 yards
- COM Back: 3 yards
- COM Closed Arm: 1.25 yards

### PRODUCT WEIGHT

- 99 lbs. | 112 lbs. with Closed Arms.

MODEL CODE	Grade 1	Grade 2/ COM	Grade 3	Grade 4/ COL	Grade 5	Grade 6	Grade 7	Grade 8	Leather 1	Leather 2	Leather 3
F0032	\$3,190	\$3,246	\$3,282	\$3,330	\$3,372	\$3,446	\$3,530	\$3,624	\$3,829	\$3,920	\$4,194
F1032 BACK	\$1,769	\$1,853	\$1,907	\$1,979	\$2,042	\$2,153	\$2,279	\$2,420	\$2,728	\$2,864	\$3,275
F1032 SEAT	\$1,179	\$1,235	\$1,271	\$1,319	\$1,361	\$1,435	\$1,519	\$1,613	\$1,818	\$1,909	\$2,183
CA	\$508	\$543	\$566	\$596	\$622	\$668	\$721	\$779	\$907	\$964	\$1,136

\*FOR FULLY UPHOLSTERED MODELS COMBINE SEAT AND BACK GRADED PRICE FOR BASE LIST

SERIES	F0	Mesh	QS	\$
	F1	Upholstered	•	-
BACK STYLE	O	Midback	•	VAR
LEG	32	Triple with Full Arm	•	-
ARM	OA	Open Arm	•	-
	CA	Closed Arm		VAR
ARM CAP FINISH	TP	Taupe Polyurethane	•	\$150
	GR	Grey Polyurethane	•	\$150
	BK	Black Polyurethane	•	\$150
	HRM	Hard Rock Maple Wood Cap	•	\$260
	RC	Rustic Cherry Wood Cap	•	\$260
	CP	Chocolate Pear Wood Cap	•	\$260
	BI	Corian Bisque		\$590
	SR	Corian Silverite		\$790
FRAME FINISH	BM	Bronze Matte	•	-
	SVR	Silver	•	-
	MG	Metallic Gunmetal		\$50
BACK MESH (If Applicable)	M2	M2 Mesh	•	\$84
	M3	M3 Mesh	•	-
OPTIONS	MB	Moisture Barrier (Seat only)		\$270
	CL	CAL TB133 (MESH)		\$285
	CL	CAL TB133 (UPH)		\$330
FREIGHT OPTIONS	KD	Knocked Down	•	-
	BW	Blanket Wrapped - Fully Assembled (25 seat minimum)		\$225
FREIGHT REQUIREMENTS	AS	Allseating Standard		-
	FQ	Special Freight Instructions (Call for Quote)		VAR
	GD	Guaranteed Delivery Date and Time (Call for Quote)		VAR

### NOTES

- Ships knocked down.
- Warranted for users up to 500 lbs
- \*For fully upholstered models, combine seat and back graded price for base list
- This product meets the requirements set forth in ANSI/BIFMA HCF8.1.
- Maximum order quantities apply to Quick Ship program, contact Sales Support for details.

### TO ORDER SIMPLY FILL IN THE BLANKS

<input type="text"/>	-	<input type="text"/>	-	<input type="text"/>	-	<input type="text"/>	-	<input type="text"/>	-	<input type="text"/>	-	<input type="text"/>	-	<input type="text"/>	-	<input type="text"/>				
SERIES		BACK STYLE		LEG		ARM		ARM CAP FINISH		FRAME FINISH		BACK MESH - OPTIONS For additional options separate with (-) hyphen.		FREIGHT OPTION		FREIGHT REQUIRE- MENTS		FABRIC CODE - SEAT Please refer to allseating.com for fabric codes.		FABRIC CODE - BACK & CLOSED ARM



# FOSTER® GUEST TANDEM START UNIT

DESIGN | ALLSEATING  
GSA SIN: 33721

## FEATURES

- Clean Out Areas
- 16 Gauge Tubular Steel Frame
- Steel Seat Frame
- High Density Seat Foam
- Latex, lead and mercury free
- Flex Back
- Active Seat Suspension
- Wallsaver Frame Design
- Black non-marring polyethylene glides
- Optional Ganging Kit
- Arm caps designed for easy ingress and egress

## DIMENSIONS

- OVERALL: 34"H | 26"W | 24.75"D
- Seat: 18"H | 21"W | 19"D
- Back: 16"H | 21"W
- Arm: 26.25"H
- COM Seat: 1 yard
- COM Back: 1.5 yards
- COM Closed Arm: 0.75 yard

## PRODUCT WEIGHT

- 38 lbs.

## BASE PRICE | \$1,274 F1017-OA

Description: Our Guest chair with the flexibility to  
create your own multiple seat arrangements.

Suggested Applications: Lobbies, Waiting Rooms.

MODEL CODE	Grade 1	Grade 2/ COM	Grade 3	Grade 4/ COL	Grade 5	Grade 6	Grade 7	Grade 8	Leather 1	Leather 2	Leather 3
F0017	\$1,394	\$1,422	\$1,440	\$1,464	\$1,485	\$1,522	\$1,564	\$1,611	\$1,714	\$1,759	\$1,896
F1017 BACK	\$764	\$806	\$833	\$869	\$901	\$956	\$1,019	\$1,090	\$1,243	\$1,312	\$1,517
F1017 SEAT	\$510	\$538	\$556	\$580	\$601	\$638	\$680	\$727	\$830	\$875	\$1,012
CA	\$255	\$276	\$290	\$308	\$323	\$351	\$383	\$418	\$495	\$529	\$632

\*FOR FULLY UPHOLSTERED MODELS COMBINE SEAT AND BACK GRADED PRICE FOR BASE LIST

SERIES	F0	Guest Mesh	QS	\$
	F1	Guest Upholstered	•	VAR
BACK STYLE	0	Midback	•	VAR
LEG	17	Tandem Start	•	-
ARM	OA	Open Arm	•	-
	CA	Closed Arm		VAR
ARM CAP FINISH	TP	Taupe Polyurethane	•	\$75
	GR	Grey Polyurethane	•	\$75
	BK	Black Polyurethane	•	\$75
	HRM	Hard Rock Maple Wood Cap	•	\$130
	RC	Rustic Cherry Wood Cap	•	\$130
	CP	Chocolate Pear Wood Cap	•	\$130
	BI	Corian Bisque		\$295
	SR	Corian Silverite		\$395
FRAME FINISH	BM	Bronze Matte	•	-
	SVR	Silver	•	-
	MG	Metallic Gunmetal		\$50
BACK MESH (If Applicable)	M2	M2 Mesh (not all colors are QS)	•	\$28
	M3	M3 Mesh	•	-
OPTIONS	MB	Moisture Barrier (Seat only)		\$90
	CL	CAL TB133 (MESH)		\$95
	CL	CAL TB133 (UPH)		\$110
FREIGHT OPTIONS	KD	Knocked Down		-
	BW	Blanket Wrapped - Fully Assembled (25 seat minimum)		\$75
FREIGHT REQUIREMENTS	AS	Allseating Standard		-
	FQ	Special Freight Instructions (Call for Quote)		VAR
	GD	Guaranteed Delivery Date and Time (Call for Quote)		VAR

## NOTES

- Warranted for users up to 500 lbs
- \*For fully upholstered models, combine seat and back graded price for base list
- This product meets the requirements set forth in ANSI/BIFMA HCF8.1.
- Shipped ready to assemble.
- Maximum order quantities apply to Quick Ship program, contact Sales Support for details.

## TO ORDER SIMPLY FILL IN THE BLANKS

<input type="text"/>	-	<input type="text" value="0"/>	-	<input type="text" value="17"/>	-	<input type="text"/>	-	<input type="text"/>	-	<input type="text"/>	-	<input type="text"/>	-	<input type="text"/>	-	<input type="text"/>	-	<input type="text"/>	-	<input type="text"/>
SERIES		BACK STYLE		LEG		ARM		ARM CAP FINISH		FRAME FINISH		BACK MESH - OPTIONS For additional options separate with (-) hyphen.		FREIGHT OPTION		FREIGHT REQUIRE- MENTS		FABRIC CODE - SEAT Please refer to allseating.com for fabric codes.		FABRIC CODE - BACK & CLOSED ARM

# FOSTER® GUEST TANDEM ADD ON UNIT

DESIGN | ALLSEATING  
GSA SIN: 33721



## FEATURES

- Clean Out Areas
- 16 Gauge Tubular Steel Frame
- Steel Seat Frame
- High Density Seat Foam
- Latex, lead and mercury free
- Flex Back
- Active Seat Suspension
- Wallsaver Frame Design
- Black non-marring polyethylene glides
- Optional Ganging Kit
- Arm caps designed for easy ingress and egress

## DIMENSIONS

- OVERALL: 34"H | 23.5"W | 24.75"D
- Seat: 18"H | 21"W | 19"D
- Back: 16"H | 21"W
- Arm: 26.25"H
- COM Seat: 1 yard
- COM Back: 1.5 yards
- COM Closed Arm: 0.75 yard

**PRODUCT WEIGHT**

- 31 lbs. | 33 lbs. with Closed Arms

**BASE PRICE | \$1,112**  
F1018-OA

Description: Our Guest chair with the flexibility to create your own multiple seat arrangements.

Suggested Applications: Lobbies, Waiting Rooms.

MODEL CODE	Grade 1	Grade 2/ COM	Grade 3	Grade 4/ COL	Grade 5	Grade 6	Grade 7	Grade 8	Leather 1	Leather 2	Leather 3
F0018	\$1,238	\$1,266	\$1,284	\$1,308	\$1,329	\$1,366	\$1,408	\$1,455	\$1,558	\$1,603	\$1,740
F1018 BACK	\$667	\$709	\$736	\$772	\$804	\$859	\$922	\$993	\$1,146	\$1,215	\$1,420
F1018 SEAT	\$445	\$473	\$491	\$515	\$536	\$573	\$615	\$662	\$765	\$810	\$947
CA	\$128	\$149	\$163	\$181	\$196	\$224	\$256	\$291	\$368	\$402	\$505

\*FOR FULLY UPHOLSTERED MODELS COMBINE SEAT AND BACK GRADED PRICE FOR BASE LIST

SERIES	F0	Guest Mesh	QS	\$
	F1	Guest Upholstered	•	VAR
BACK STYLE	0	Midback	•	VAR
LEG	18	Tandem Add On	•	-
ARM	OA	Open Arm	•	-
	CA	Closed Arm		VAR
ARM CAP FINISH	TP	Taupe Polyurethene	•	\$38
	GR	Grey Polyurethene	•	\$38
	BK	Black Polyurethene	•	\$38
	HRM	Hard Rock Maple Wood Cap	•	\$65
	RC	Rustic Cherry Wood Cap	•	\$65
	CP	Chocolate Pear Wood Cap	•	\$65
	BI	Corian Bisque		\$150
	SR	Corian Silverite		\$200
FRAME FINISH	BM	Bronze Matte	•	-
	SVR	Silver	•	-
	MG	Metallic Gunmetal		\$50
BACK MESH (If Applicable)	M2	M2 Mesh (not all colors are QS)	•	\$28
	M3	M3 Mesh	•	-
OPTIONS	MB	Moisture Barrier (Seat only)		\$90
	CL	CAL TB133 (MESH)		\$95
	CL	CAL TB133 (UPH)		\$110
FREIGHT OPTIONS	KD	Knocked Down		-
	BW	Blanket Wrapped - Fully Assembled (25 seat minimum)		\$75
FREIGHT REQUIREMENTS	AS	Allseating Standard		-
	FQ	Special Freight Instructions (Call for Quote)		VAR
	GD	Guaranteed Delivery Date and Time (Call for Quote)		VAR

## NOTES

- Warranted for users up to 500 lbs
- \*For fully upholstered models, combine seat and back graded price for base list
- This product meets the requirements set forth in ANSI/BIFMA HCF8.1.
- Shipped ready to assemble.
- Maximum order quantities apply to Quick Ship program, contact Sales Support for details.

**TO ORDER SIMPLY FILL IN THE BLANKS**

	0	18								
SERIES	BACK STYLE	LEG	ARM	ARM CAP FINISH	FRAME FINISH	BACK MESH - OPTIONS <small>For additional options separate with (-) hyphen.</small>	FREIGHT OPTION	FREIGHT REQUIRE- MENTS	FABRIC CODE - SEAT <small>Please refer to <a href="http://allseating.com">allseating.com</a> for fabric codes.</small>	FABRIC CODE - BACK & CLOSED ARM



# FOSTER® GUEST TANDEM END UNIT

DESIGN | ALLSEATING  
GSA SIN: 33721

## BASE PRICE | \$1,092 F1019-OA

Description: Our Guest chair with the flexibility to  
create your own multiple seat arrangements.

Suggested Applications: Lobbies, Waiting Rooms.

MODEL CODE	Grade 1	Grade 2/ COM	Grade 3	Grade 4/ COL	Grade 5	Grade 6	Grade 7	Grade 8	Leather 1	Leather 2	Leather 3
F0019	\$1,216	\$1,244	\$1,262	\$1,286	\$1,307	\$1,344	\$1,386	\$1,433	\$1,536	\$1,581	\$1,718
F1019 BACK	\$655	\$697	\$724	\$760	\$792	\$847	\$910	\$981	\$1,134	\$1,203	\$1,408
F1019 SEAT	\$437	\$465	\$483	\$507	\$528	\$565	\$607	\$654	\$757	\$802	\$939
CA	\$128	\$149	\$163	\$181	\$196	\$224	\$256	\$291	\$368	\$402	\$505

\*FOR FULLY UPHOLSTERED MODELS COMBINE SEAT AND BACK GRADED PRICE FOR BASE LIST

SERIES	F0	Guest Mesh	QS	\$
	F1	Guest Upholstered	•	VAR
BACK STYLE	0	Midback	•	VAR
LEG	19	Tandem End	•	-
ARM	OA	Open Arm	•	-
	CA	Closed Arm		VAR
ARM CAP FINISH	TP	Taupe Polyurethane	•	\$38
	GR	Grey Polyurethane	•	\$38
	BK	Black Polyurethane	•	\$38
	HRM	Hard Rock Maple Wood Cap	•	\$65
	RC	Rustic Cherry Wood Cap	•	\$65
	CP	Chocolate Pear Wood Cap	•	\$65
	BI	Corian Bisque		\$150
	SR	Corian Silverite		\$200
FRAME FINISH	BM	Bronze Matte	•	-
	SVR	Silver	•	-
	MG	Metallic Gunmetal		\$50
BACK MESH (If Applicable)	M2	M2 Mesh (not all colors are QS)	•	\$28
	M3	M3 Mesh	•	-
OPTIONS	MB	Moisture Barrier (Seat only)		\$90
	CL	CAL TB133 (MESH)		\$95
	CL	CAL TB133 (UPH)		\$110
FREIGHT OPTIONS	KD	Knocked Down	•	-
	BW	Blanket Wrapped - Fully Assembled (25 seat minimum)		\$75
FREIGHT REQUIREMENTS	AS	Allseating Standard		-
	FQ	Special Freight Instructions (Call for Quote)		VAR
	GD	Guaranteed Delivery Date and Time (Call for Quote)		VAR

## FEATURES

- Clean Out Areas
- 16 Gauge Tubular Steel Frame
- Steel Seat Frame
- High Density Seat Foam
- Latex, lead and mercury free
- Flex Back
- Active Seat Suspension
- Wallsaver Frame Design
- Black non-marring polyethylene glides
- Optional Ganging Kit
- Arm caps designed for easy ingress and egress

## DIMENSIONS

- OVERALL: 34"H | 23.5"W | 24.75"D
- Seat: 18"H | 21"W | 19"D
- Back: 16"H | 21"W
- Arm: 26.25"H
- COM Seat: 1 yard
- COM Back: 1.5 yards
- COM Closed Arm: 0.75 yard

## PRODUCT WEIGHT

- 31 lbs. | 33 lbs. with Closed Arms.

## NOTES

- Shipped ready to assemble.
- Warranted for users up to 500 lbs
- \*For fully upholstered models, combine seat and back graded price for base list
- This product meets the requirements set forth in ANSI/BIFMA HCF8.1.
- Maximum order quantities apply to Quick Ship program, contact Sales Support for details.

## TO ORDER SIMPLY FILL IN THE BLANKS

<input type="text"/>	-	<input type="text"/>	-	<input type="text"/>	-	<input type="text"/>	-	<input type="text"/>	-	<input type="text"/>	-	<input type="text"/>	-	<input type="text"/>	-	<input type="text"/>	-	<input type="text"/>	-	<input type="text"/>	-	<input type="text"/>
SERIES		BACK STYLE		LEG		ARM		ARM CAP FINISH		FRAME FINISH		BACK MESH - OPTIONS For additional options separate with (-) hyphen.		FREIGHT OPTION		FREIGHT REQUIRE- MENTS		FABRIC CODE - SEAT Please refer to allseating.com for fabric codes.		FABRIC CODE - BACK & CLOSED ARM		



# FOSTER® GUEST PLUS TANDEM START UNIT

DESIGN | ALLSEATING GSA SIN | 33721

**BASE PRICE | \$1,539**  
**F1417-OA**Description: Our Guest chair with the flexibility to  
create your own multiple seat arrangements.

Suggested Applications: Lobbies, Waiting Rooms.

## FEATURES

- Clean Out Areas
- 16 Gauge Tubular Steel Frame
- Steel Seat Frame
- High Density Seat Foam
- Latex, lead and mercury free
- Flex Back
- Active Seat Suspension
- Wallsaver Frame Design
- Black non-marring polyethylene glides
- Optional Ganging Kit
- Arm caps designed for easy ingress and egress

## DIMENSIONS

- OVERALL: 34"H | 35"W | 24.75"D
- Seat: 18"H | 30"W | 19"D
- Back: 16"H | 30"W
- Arm: 26.25"H
- COM Seat: 1 yard
- COM Back: 1.5 yards
- COM Closed Arm: 0.75 yard

## PRODUCT WEIGHT

- 44 lbs. | 50 lbs. with Closed Arms.

MODEL CODE	Grade 1	Grade 2/ COM	Grade 3	Grade 4/ COL	Grade 5	Grade 6	Grade 7	Grade 8	Leather 1	Leather 2	Leather 3
F0417	\$1,664	\$1,692	\$1,710	\$1,734	\$1,755	\$1,792	\$1,834	\$1,881	\$1,984	\$2,029	\$2,166
F1417 BACK	\$923	\$965	\$992	\$1,028	\$1,060	\$1,115	\$1,178	\$1,249	\$1,402	\$1,471	\$1,676
F1417 SEAT	\$616	\$644	\$662	\$686	\$707	\$744	\$786	\$833	\$936	\$981	\$1,118
CA	\$255	\$276	\$290	\$308	\$323	\$351	\$383	\$418	\$495	\$529	\$632

\*FOR FULLY UPHOLSTERED MODELS COMBINE SEAT AND BACK GRADED PRICE FOR BASE LIST

SERIES	F0	Guest Mesh	QS	\$
	F1	Guest Upholstered	•	-
BACK STYLE	4	Midback Plus	•	VAR
LEG	17	Tandem Start	•	-
ARM	OA	Open Arm	•	-
	CA	Closed Arm		VAR
ARM CAP FINISH	TP	Taupe Polyurethane	•	\$75
	GR	Grey Polyurethane	•	\$75
	BK	Black Polyurethane	•	\$75
	HRM	Hard Rock Maple Wood Cap	•	\$130
	RC	Rustic Cherry Wood Cap	•	\$130
	CP	Chocolate Pear Wood Cap	•	\$130
	BI	Corian Bisque		\$295
	SR	Corian Silverite		\$395
FRAME FINISH	BM	Bronze Matte	•	-
	SVR	Silver	•	-
	MG	Metallic Gunmetal		\$50
BACK MESH	M2	M2 Mesh (not all colors are QS)	•	\$28
	M3	M3 Mesh	•	-
OPTIONS	MB	Moisture Barrier (Seat only)		\$90
	CL	CAL TB133 (MESH)		\$95
	CL	CAL TB133 (UPH)		\$110
FREIGHT OPTIONS	KD	Knocked Down	•	-
	BW	Blanket Wrapped - Fully Assembled (25 seat minimum)		\$75
FREIGHT REQUIREMENTS	AS	Allseating Standard		-
	FQ	Special Freight Instructions (Call for Quote)		VAR
	GD	Guaranteed Delivery Date and Time (Call for Quote)		VAR

## NOTES

- Warranted for users up to 750 lbs
- \*For fully upholstered models, combine seat and back graded price for base list
- This product meets the requirements set forth in ANSI/BIFMA HCF8.1.
- Shipped ready to assemble.
- Maximum order quantities apply to Quick Ship program, contact Sales Support for details.

## TO ORDER SIMPLY FILL IN THE BLANKS

<input type="text"/>	-	<input type="text" value="4"/>	-	<input type="text" value="17"/>	-	<input type="text"/>	-	<input type="text"/>	-	<input type="text"/>	-	<input type="text"/>	-	<input type="text"/>	-	<input type="text"/>	-	<input type="text"/>	-	<input type="text"/>
SERIES		BACK STYLE		LEG		ARM		ARM CAP FINISH		FRAME FINISH		BACK MESH - OPTIONS		FREIGHT OPTION		FREIGHT REQUIREMENTS		FABRIC CODE - SEAT		FABRIC CODE - BACK & CLOSED ARM
For additional options separate with (-) hyphen.																				
Please refer to allseating.com for fabric codes.																				



# FOSTER® GUEST PLUS TANDEM ADD ON UNIT

DESIGN | ALLSEATING GSA SIN | 33721



## BASE PRICE | \$1,388 F1418-OA

Description: Our Guest chair with the flexibility to  
create your own multiple seat arrangements.

Suggested Applications: Lobbies, Waiting Rooms.

### FEATURES

- Clean Out Areas
- 16 Gauge Tubular Steel Frame
- Steel Seat Frame
- High Density Seat Foam
- Latex, lead and mercury free
- Flex Back
- Active Seat Suspension
- Wallsaver Frame Design
- Black non-marring polyethylene glides
- Optional Ganging Kit
- Arm caps designed for easy ingress and egress

### DIMENSIONS

- OVERALL: 34"H | 35"W | 29.75"D
- Seat: 18"H | 30"W | 19"D
- Back: 16"H | 30"W
- Arm: 26.25"H
- COM Seat: 1 yard
- COM Back: 1.5 yards
- COM Closed Arm: 0.75 yard

### PRODUCT WEIGHT

- 37 lbs. | 39 lbs. with Closed Arms.

MODEL CODE	Grade 1	Grade 2/ COM	Grade 3	Grade 4/ COL	Grade 5	Grade 6	Grade 7	Grade 8	Leather 1	Leather 2	Leather 3
F0418	\$1,508	\$1,536	\$1,554	\$1,578	\$1,599	\$1,636	\$1,678	\$1,725	\$1,828	\$1,873	\$2,010
F1418 BACK	\$833	\$875	\$902	\$938	\$970	\$1,025	\$1,088	\$1,159	\$1,312	\$1,381	\$1,586
F1418 SEAT	\$555	\$583	\$601	\$625	\$646	\$683	\$725	\$772	\$875	\$920	\$1,057
CA	\$128	\$149	\$163	\$181	\$196	\$224	\$256	\$291	\$368	\$402	\$505

\*FOR FULLY UPHOLSTERED MODELS COMBINE SEAT AND BACK GRADED PRICE FOR BASE LIST

SERIES	F0	Guest Mesh	QS	\$
	F1	Guest Upholstered	•	-
BACK STYLE	4	Midback Plus	•	VAR
LEG	18	Tandem Add On	•	-
ARM	OA	Open Arm	•	-
	CA	Closed Arm		VAR
ARM CAP FINISH	TP	Taupe Polyurethane	•	\$38
	GR	Grey Polyurethane	•	\$38
	BK	Black Polyurethane	•	\$38
	HRM	Hard Rock Maple Wood Cap	•	\$65
	RC	Rustic Cherry Wood Cap	•	\$65
	CP	Chocolate Pear Wood Cap	•	\$65
	BI	Corian Bisque		\$150
	SR	Corian Silverite		\$200
FRAME FINISH	BM	Bronze Matte	•	-
	SVR	Silver	•	-
	MG	Metallic Gunmetal		\$50
BACK MESH (if applicable)	M2	M2 Mesh (not all colors are QS)	•	\$28
	M3	M3 Mesh	•	-
OPTIONS	MB	Moisture Barrier (Seat only)		\$90
	CL	CAL TB133 (MESH)		\$95
	CL	CAL TB133 (UPH)		\$110
FREIGHT OPTIONS	KD	Knocked Down	•	-
	BW	Blanket Wrapped - Fully Assembled (25 seat minimum)		\$75
FREIGHT REQUIREMENTS	AS	Allseating Standard		-
	FQ	Special Freight Instructions (Call for Quote)		VAR
	GD	Guaranteed Delivery Date and Time (Call for Quote)		VAR

### NOTES

- Warranted for users up to 750 lbs
- \*For fully upholstered models, combine seat and back graded price for base list
- This product meets the requirements set forth in ANSI/BIFMA HCF8.1.
- Shipped ready to assemble.
- Maximum order quantities apply to Quick Ship program, contact Sales Support for details.

### TO ORDER SIMPLY FILL IN THE BLANKS

<input type="text"/>	-	<input type="text" value="4"/>	-	<input type="text" value="18"/>	-	<input type="text"/>	-	<input type="text"/>	-	<input type="text"/>	-	<input type="text"/>	-	<input type="text"/>	-	<input type="text"/>	-	<input type="text"/>	
SERIES		BACK STYLE		LEG		ARM		ARM CAP FINISH		FRAME FINISH		BACK MESH - OPTIONS For additional options separate with (-) hyphen.		FREIGHT OPTION		FREIGHT REQUIREMENTS		FABRIC CODE - SEAT Please refer to allseating.com for fabric codes.	FABRIC CODE - BACK & CLOSED ARM





# FOSTER® GUEST PLUS TANDEM END UNIT

DESIGN | ALLSEATING GSA SIN | 33721

**BASE PRICE | \$1,362**  
**F1419-OA**Description: Our Guest chair with the flexibility to  
create your own multiple seat arrangements.

Suggested Applications: Lobbies, Waiting Rooms.

## FEATURES

- Clean Out Areas
- 16 Gauge Tubular Steel Frame
- Steel Seat Frame
- High Density Seat Foam
- Latex, lead and mercury free
- Flex Back
- Active Seat Suspension
- Wallsaver Frame Design
- Black non-marring polyethylene glides
- Optional Ganging Kit
- Arm caps designed for easy ingress and egress

## DIMENSIONS

- OVERALL: 34"H | 32.5"W | 24.75"D
- Seat: 18"H | 30"W | 19"D
- Back: 16"H | 30"W
- Arm: 26.25"H
- COM Seat: 1 yard
- COM Back: 1.5 yards
- COM Closed Arm: 0.75 yard

## PRODUCT WEIGHT

- 37 lbs. | 39 lbs. with Closed Arms.

MODEL CODE	Grade 1	Grade 2/ COM	Grade 3	Grade 4/ COL	Grade 5	Grade 6	Grade 7	Grade 8	Leather 1	Leather 2	Leather 3
F0419	\$1,492	\$1,520	\$1,538	\$1,562	\$1,583	\$1,620	\$1,662	\$1,709	\$1,812	\$1,857	\$1,994
F1419 BACK	\$817	\$859	\$886	\$922	\$954	\$1,009	\$1,072	\$1,143	\$1,296	\$1,365	\$1,570
F1419 SEAT	\$545	\$573	\$591	\$615	\$636	\$673	\$715	\$762	\$865	\$910	\$1,047
CA	\$128	\$149	\$163	\$181	\$196	\$224	\$256	\$291	\$368	\$402	\$505

\*FOR FULLY UPHOLSTERED MODELS COMBINE SEAT AND BACK GRADED PRICE FOR BASE LIST

SERIES	F0	Guest Mesh	QS	\$
	F1	Guest Upholstered	•	-
BACK STYLE	4	Midback Plus	•	VAR
LEG	19	Tandem End	•	-
ARM	OA	Open Arm	•	-
	CA	Closed Arm		VAR
ARM CAP FINISH	TP	Taupe Polyurethane	•	\$38
	GR	Grey Polyurethane	•	\$38
	BK	Black Polyurethane	•	\$38
	HRM	Hard Rock Maple Wood Cap	•	\$65
	RC	Rustic Cherry Wood Cap	•	\$65
	CP	Chocolate Pear Wood Cap	•	\$65
	BI	Corian Bisque		\$150
	SR	Corian Silverite		\$200
FRAME FINISH	BM	Bronze Matte	•	-
	SVR	Silver	•	-
	MG	Metallic Gunmetal		\$50
BACK MESH (If Applicable)	M2	M2 Mesh (not all colors are QS)	•	\$28
	M3	M3 Mesh	•	-
OPTIONS	MB	Moisture Barrier (Seat only)		\$90
	CL	CAL TB133 (MESH)		\$95
	CL	CAL TB133 (UPH)		\$110
FREIGHT OPTIONS	KD	Knocked Down	•	-
	BW	Blanket Wrapped - Fully Assembled (25 seat minimum)		\$75
FREIGHT REQUIREMENTS	AS	Allseating Standard		-
	FQ	Special Freight Instructions (Call for Quote)		VAR
	GD	Guaranteed Delivery Date and Time (Call for Quote)		VAR

## NOTES

- Warranted for users up to 750 lbs
- \*For fully upholstered models, combine seat and back graded price for base list
- This product meets the requirements set forth in ANSI/BIFMA HCF8.1.
- Shipped ready to assemble.
- Maximum order quantities apply to Quick Ship program, contact Sales Support for details.

## TO ORDER SIMPLY FILL IN THE BLANKS

<input type="text"/>	-	<input type="text" value="4"/>	-	<input type="text" value="19"/>	-	<input type="text"/>	-	<input type="text"/>	-	<input type="text"/>	-	<input type="text"/>	-	<input type="text"/>	-	<input type="text"/>	-	<input type="text"/>	-	<input type="text"/>
SERIES		BACK STYLE		LEG		ARM		ARM CAP FINISH		FRAME FINISH		BACK MESH - OPTIONS		FREIGHT OPTION		FREIGHT REQUIREMENTS		FABRIC CODE - SEAT		FABRIC CODE - BACK & CLOSED ARM
												For additional options separate with (-) hyphen.				Please refer to allseating.com for fabric codes.				



# FOSTER<sup>®</sup> LOUNGE SINGLE

DESIGN | ALLSEATING  
OPEN MARKET

## BASE PRICE | \$2,626 F2010-OA

Influenced by residential and hospitality design, Foster lounge furniture offers a deeper, wider seat and superior comfort.

Suggested Applications:  
Waiting Rooms, Patient Rooms, Resident Rooms.

MODEL CODE	Grade 1	Grade 2/ COM	Grade 3	Grade 4/ COL	Grade 5	Grade 6	Grade 7	Grade 8	Leather 1	Leather 2	Leather 3
F2010 BACK	\$1,418	\$1,467	\$1,499	\$1,541	\$1,577	\$1,642	\$1,716	\$1,798	\$1,977	\$2,057	\$2,297
F2010 SEAT	\$1,208	\$1,250	\$1,277	\$1,313	\$1,345	\$1,400	\$1,463	\$1,534	\$1,687	\$1,756	\$1,961
CA	\$255	\$304	\$336	\$378	\$414	\$479	\$553	\$635	\$814	\$894	\$1,134

\*FOR FULLY UPHOLSTERED MODELS COMBINE SEAT AND BACK GRADED PRICE FOR BASE LIST

SERIES	F2	Lounge	QS	\$
BACK STYLE	0	Midback		VAR
LEG	10	Single		-
ARM	OA	Open Arm		-
	NA	No Arm		-
	CA	Closed Arm		VAR
ARM CAP FINISH	TP	Taupe Polyurethane		\$80
	GR	Grey Polyurethane		\$80
	BK	Black Polyurethane		\$80
	HRM	Hard Rock Maple Wood Cap		\$140
	RC	Rustic Cherry Wood Cap		\$140
	CP	Chocolate Pear Wood Cap		\$140
	BI	Corian Bisque		\$295
	SR	Corian Silverite		\$395
FRAME FINISH	BM	Bronze Matte		-
	SVR	Silver		-
	MG	Metallic Gunmetal		\$50
OPTIONS	MB	Moisture Barrier (Seat only)		\$90
	CL	CAL TB133		\$210
	TL	Tablet Left   Closed Arm Only		\$720
	TR	Tablet Right   Closed Arm Only		\$720
FREIGHT OPTIONS	KD	Knocked Down		-
	BW	Blanket Wrapped - Fully Assembled (25 seat minimum)		\$75
FREIGHT REQUIREMENTS	AS	Allseating Standard		-
	FQ	Special Freight Instructions (Call for Quote)		VAR
	GD	Guaranteed Delivery Date and Time (Call for Quote)		VAR

### FEATURES

- Clean Out Areas
- 16 Gauge Tubular Steel Frame
- Steel Seat Frame
- Multi Layered High Density Seat Foam
- Latex, lead and mercury free
- Wallsaver Frame Design
- Black non-marring polyethylene glides
- Arm caps designed for easy ingress and egress

### DIMENSIONS

- OVERALL: 33"H | 28"W | 30.25"D
- Seat: 17.5"H | 23"W | 20"D
- Back: 13.5"H | 22"W
- Arm: 26.26"H
- COM Seat: 1.5 yards
- COM Back: 1.75 yards
- COM Closed Arm: 1.75 yards

### PRODUCT WEIGHT


- 57 lbs. | 68 lbs. with Closed Arms.

### NOTES

- Ships knocked down.
- Warranted for users up to 350 lbs
- \*For fully upholstered models, combine seat and back graded price for base list
- This product meets the requirements set forth in ANSI/BIFMA HCF8.1.

### TO ORDER SIMPLY FILL IN THE BLANKS

F2	0	10									
SERIES	BACK STYLE	LEG	ARM	ARM CAP FINISH	FRAME FINISH	OPTIONS For additional options separate with (-) hyphen.	FREIGHT OPTION	FREIGHT REQUIREMENTS	FABRIC CODE - SEAT Please refer to allseating.com for fabric codes.	FABRIC CODE - BACK & CLOSED ARM	



# FOSTER® LOUNGE DOUBLE

DESIGN | ALLSEATING  
OPEN MARKET**BASE PRICE | \$3,585**  
**F2020-OA**

Influenced by residential and hospitality design, Foster lounge furniture offers a deeper, wider seat and superior comfort. A streamlined two-seater maximizes space.

Suggested Applications:  
Waiting Rooms, Patient Rooms, Resident Rooms.

## FEATURES

- Clean Out Areas
- 16 Gauge Tubular Steel Frame
- Steel Seat Frame
- Multi Layered High Density Seat Foam
- Latex, lead and mercury free
- Wallsaver Frame Design
- Black non-marring polyethylene glides
- Arm caps designed for easy ingress and egress

## DIMENSIONS

- OVERALL: 33"H | 51.5"W | 30.25"D
- Seat: 17.5"H | 23"W (Per Seat) | 20"D
- Back: 15.5"H | 25.5"W (Per Seat)
- Arm: 26.25"H
- COM Seat: 2 yards
- COM Back: 2.5 yards
- COM Closed Arm: 1.75 yards

## PRODUCT WEIGHT

- 96 lbs. | 107 lbs. with Closed Arms.

MODEL CODE	Grade 1	Grade 2/ COM	Grade 3	Grade 4/ COL	Grade 5	Grade 6	Grade 7	Grade 8	Leather 1	Leather 2	Leather 3
F2020 BACK	\$2,008	\$2,078	\$2,123	\$2,183	\$2,236	\$2,328	\$2,433	\$2,551	\$2,807	\$2,921	\$3,263
F2020 SEAT	\$1,577	\$1,633	\$1,669	\$1,717	\$1,759	\$1,833	\$1,917	\$2,011	\$2,216	\$2,307	\$2,581
CA	\$255	\$304	\$336	\$378	\$414	\$479	\$553	\$635	\$814	\$894	\$1,134

\*FOR FULLY UPHOLSTERED MODELS COMBINE SEAT AND BACK GRADED PRICE FOR BASE LIST

SERIES	F2	Lounge	QS	\$
BACK STYLE	0	Midback		VAR
LEG	20	Double		-
ARM	OA	Open Arm		-
	NA	No Arm		-
	CA	Closed Arm		VAR
ARM CAP FINISH	TP	Taupe Polyurethane		\$80
	GR	Grey Polyurethane		\$80
	BK	Black Polyurethane		\$80
	HRM	Hard Rock Maple Wood Cap		\$140
	RC	Rustic Cherry Wood Cap		\$140
	CP	Chocolate Pear Wood Cap		\$140
	BI	Corian Bisque		\$295
	SR	Corian Silverite		\$395
FRAME FINISH	BM	Bronze Matte		-
	SVR	Silver		-
	MG	Metallic Gunmetal		\$50
OPTIONS	MB	Moisture Barrier (Seat only)		\$180
	CL	CAL TB133		\$315
FREIGHT OPTIONS	KD	Knocked Down		-
	BW	Blanket Wrapped - Fully Assembled (25 seat minimum)		\$150
FREIGHT REQUIREMENTS	AS	Allseating Standard		-
	FQ	Special Freight Instructions (Call for Quote)		VAR
	GD	Guaranteed Delivery Date and Time (Call for Quote)		VAR

## NOTES

- Ships knocked down.
- Warranted for users up to 500 lbs/seat.
- \*For fully upholstered models, combine seat and back graded price for base list
- This product meets the requirements set forth in ANSI/BIFMA HCF8.1.

## TO ORDER SIMPLY FILL IN THE BLANKS

F2	0	20									
SERIES	BACK STYLE	LEG	ARM	ARM CAP FINISH	FRAME FINISH	OPTIONS For additional options separate with (-) hyphen.	FREIGHT OPTION	FREIGHT REQUIRE- MENTS	FABRIC CODE - SEAT Please refer to allseating.com for fabric codes.	FABRIC CODE - BACK & CLOSED ARM	



# FOSTER<sup>®</sup> LOUNGE TRIPLE

DESIGN | ALLSEATING  
OPEN MARKET**BASE PRICE | \$4,512**  
**F2030-OA**

Influenced by residential and hospitality design, Foster lounge furniture offers a deeper, wider seat and superior comfort. A stylish three-seater maximizes space.

Suggested Applications:  
Waiting Rooms, Patient Rooms, Resident Rooms.

## FEATURES

- Clean Out Areas
- 16 Gauge Tubular Steel Frame
- Steel Seat Frame
- Multi Layered High Density Seat Foam
- Latex, lead and mercury free
- Wallsaver Frame Design
- Black non-marring polyethylene glides
- Arm caps designed for easy ingress and egress

## DIMENSIONS

- OVERALL: 33"H | 75"W | 30.25"D
- Seat: 17.5"H | 23"W (Per Seat) | 20"D
- Back: 15.5"H | 24"W (Per Seat)
- Arm: 26.25"H
- COM Seat: 3.25 yards
- COM Back: 3.5 yards
- COM Closed Arm: 1.75 yards

## PRODUCT WEIGHT

- 135 lbs. | 146 lbs. with Closed Arms.

MODEL CODE	Grade 1	Grade 2/ COM	Grade 3	Grade 4/ COL	Grade 5	Grade 6	Grade 7	Grade 8	Leather 1	Leather 2	Leather 3
F2030 BACK	\$2,346	\$2,437	\$2,496	\$2,574	\$2,642	\$2,762	\$2,899	\$3,051	\$3,384	\$3,532	\$3,978
F2030 SEAT	\$2,166	\$2,250	\$2,304	\$2,376	\$2,439	\$2,550	\$2,676	\$2,817	\$3,125	\$3,261	\$3,672
CA	\$255	\$304	\$336	\$378	\$414	\$479	\$553	\$635	\$814	\$894	\$1,134

\*FOR FULLY UPHOLSTERED MODELS COMBINE SEAT AND BACK GRADED PRICE FOR BASE LIST

SERIES	F2	Lounge	QS	\$
BACK STYLE	0	Midback		VAR
LEG	30	Triple		-
ARM	OA	Open Arm		-
	NA	No Arm		-
	CA	Closed Arm		VAR
ARM CAP FINISH	TP	Taupe Polyurethane		\$80
	GR	Grey Polyurethane		\$80
	BK	Black Polyurethane		\$80
	HRM	Hard Rock Maple Wood Cap		\$140
	RC	Rustic Cherry Wood Cap		\$140
	CP	Chocolate Pear Wood Cap		\$140
	BI	Corian Bisque		\$295
	SR	Corian Silverite		\$395
FRAME FINISH	BM	Bronze Matte		-
	SVR	Silver		-
	MG	Metallic Gunmetal		\$50
OPTIONS	MB	Moisture Barrier (Seat only)		\$270
	CL	CAL TB133		\$420
FREIGHT OPTIONS	KD	Knocked Down		-
	BW	Blanket Wrapped - Fully Assembled (25 seat minimum)		\$225
FREIGHT REQUIREMENTS	AS	Allseating Standard		-
	FQ	Special Freight Instructions (Call for Quote)		VAR
	GD	Guaranteed Delivery Date and Time (Call for Quote)		VAR

## NOTES

- Ships knocked down.
- Warranted for users up to 500 lbs/seat.
- \*For fully upholstered models, combine seat and back graded price for base list
- This product meets the requirements set forth in ANSI/BIFMA HCF8.1.

## TO ORDER SIMPLY FILL IN THE BLANKS

F2	0	30									
SERIES	BACK STYLE	LEG	ARM	ARM CAP FINISH	FRAME FINISH	OPTIONS For additional options separate with (-) hyphen.	FREIGHT OPTION	FREIGHT REQUIRE- MENTS	FABRIC CODE - SEAT Please refer to allseating.com for fabric codes.	FABRIC CODE - BACK & CLOSED ARM	



# FOSTER<sup>®</sup> BENCH SINGLE

DESIGN | ALLSEATING  
GSA SIN | 33721

**BASE PRICE | \$1,112**  
**F3X40**

Waiting may never be easy, but it never has to be hard. The same webbed suspension seat and supportive seat cushions make Foster benches a comfortable spot to wait.

Suggested Applications:  
Lobbies, Waiting Rooms, Patient Rooms, Resident Rooms.

Code	Grade 1	Grade 2/ COM	Grade 3	Grade 4/ COL	Grade 5	Grade 6	Grade 7	Grade 8	Leather 1	Leather 2	Leather 3
F3X40	\$1,112	\$1,161	\$1,193	\$1,235	\$1,271	\$1,336	\$1,410	\$1,492	\$1,671	\$1,751	\$1,991

## FEATURES

- 16 Gauge Tubular Steel Frame
- Multi Layered High Density Seat Foam
- Latex, lead and mercury free
- Black non-marring polyethylene glides

## DIMENSIONS

- OVERALL: 18"H | 24"W | 24"D
- Seat: 18"H | 24"W | 24"D
- COM Seat: 1.75 yards

## PRODUCT WEIGHT

- 27 lbs.

SERIES	F3	Bench	QS	\$
BACK STYLE	X	No Back		-
LEG	40	Single		-
FRAME FINISH	BM	Bronze Matte		-
	SVR	Silver		-
	MG	Metallic Gunmetal		\$50
OPTIONS	MB	Moisture Barrier		\$90
	CL	CAL TB133		\$110
FREIGHT OPTIONS	FA	Fully Assembled [25 seat minimum]		-
	BW	Blanket Wrapped - Fully Assembled (25 seat minimum)		\$75
FREIGHT REQUIREMENTS	AS	Allseating Standard		-
	FQ	Special Freight Instructions (Call for Quote)		VAR
	GD	Guaranteed Delivery Date and Time (Call for Quote)		VAR

## NOTES

- Ships fully assembled.
- Warranted for users up to 350 lbs
- This product meets the requirements set forth in ANSI/BIFMA HCF8.1.
- Covers are not replaceable

## TO ORDER SIMPLY FILL IN THE BLANKS

<b>F3</b>	-	<b>X</b>	-	<b>40</b>	-		-		-		-		-	
<b>SERIES</b>		<b>BACK STYLE</b>		<b>LEG</b>		<b>FRAME FINISH</b>		<b>OPTIONS</b> For additional options separate with (-) hyphen.		<b>FREIGHT OPTION</b>		<b>FREIGHT REQUIRE- MENTS</b>		<b>FABRIC CODE</b> Please refer to allseating.com for fabric codes.

INFO  
C  
O  
K  
C  
0  
0  
2  
0  
5  
DATE  
JIF  
LI  
LENO  
MANTRA  
PRATA  
PRESTO  
RAINBOW  
REQUISITE  
RES  
RUHE  
THERAPOD  
TUCK  
WATSON  
YOU  
ZIP



# FOSTER® BENCH DOUBLE

DESIGN | ALLSEATING  
GSA SIN | 33721

**BASE PRICE | \$1,882**  
**F3X41**

Waiting may never be easy, but it never has to be hard. The same webbed suspension seat and supportive seat cushions make Foster benches a comfortable spot to wait.  
Suggested Applications:  
Lobbies, Waiting Rooms, Patient Rooms, Resident Rooms.

Code	Grade 1	Grade 2/ COM	Grade 3	Grade 4/ COL	Grade 5	Grade 6	Grade 7	Grade 8	Leather 1	Leather 2	Leather 3
F3X41	\$1,882	\$1,973	\$2,032	\$2,110	\$2,178	\$2,298	\$2,435	\$2,587	\$2,920	\$3,068	\$3,514

**FEATURES**

- 16 Gauge Tubular Steel Frame
- Multi Layered High Density Seat Foam
- Latex, lead and mercury free
- Black non-marring polyethylene glides

**DIMENSIONS**

- OVERALL: 18.5"H | 59"W | 24"D
- Seat: 18"H | 59"W | 24"D
- COM Seat: 3.25 yards

**PRODUCT WEIGHT**

- 48 lbs.

SERIES	F3	Bench	QS	\$
BACK STYLE	X	No Back		-
LEG	41	Double		-
FRAME FINISH	BM	Bronze Matte		-
	SVR	Silver		-
	MG	Metallic Gunmetal		\$50
OPTIONS	MB	Moisture Barrier		\$180
	CL	CAL TB133		\$220
FREIGHT OPTIONS	FA	Fully Assembled [25 seat minimum]		-
	BW	Blanket Wrapped - Fully Assembled (25 seat minimum)		\$150
FREIGHT REQUIREMENTS	AS	Allseating Standard		-
	FQ	Special Freight Instructions (Call for Quote)		VAR
	GD	Guaranteed Delivery Date and Time (Call for Quote)		VAR

**NOTES**

- Ships fully assembled.
- Warranted for users up to 350 lbs/seat.
- This product meets the requirements set forth in ANSI/BIFMA HCF8.1.
- Covers are not replaceable

**TO ORDER SIMPLY FILL IN THE BLANKS**

<b>F3</b>	-	<b>X</b>	-	<b>41</b>	-		-		-		-		
<b>SERIES</b>		<b>BACK STYLE</b>		<b>LEG</b>		<b>FRAME FINISH</b>		<b>OPTIONS</b> For additional options separate with (-) hyphen.		<b>FREIGHT OPTION</b>		<b>FREIGHT REQUIRE- MENTS</b>	<b>FABRIC CODE</b> Please refer to allseating.com for fabric codes.



# FOSTER<sup>®</sup> BENCH DOUBLE WITH TABLE

DESIGN | ALLSEATING  
GSA SIN | 33721

**BASE PRICE | \$2,610**  
**F3X42**

Comfortable Foster benches combined with a convenient wood table for personal items.  
Suggested Applications:  
Lobbies, Waiting Rooms, Patient Rooms, Resident Rooms.

Code	Grade 1	Grade 2/ COM	Grade 3	Grade 4/ COL	Grade 5	Grade 6	Grade 7	Grade 8	Leather 1	Leather 2	Leather 3
F3X42	\$2,610	\$2,673	\$2,714	\$2,768	\$2,815	\$2,898	\$2,993	\$3,098	\$3,329	\$3,431	\$3,740

## FEATURES

- 16 Gauge Tubular Steel Frame
- Multi Layered High Density Seat Foam
- Latex, lead and mercury free
- Black non-marring polyethylene glides
- Table is laminate finish

## DIMENSIONS

- OVERALL: 18.5"H | 59"W | 24"D
- Seat: 18"H | 24"W | 21"D (X2)
- Table: 21"W | 11"D
- COM Seat: 2.25 yards

## PRODUCT WEIGHT

- 64 lbs.

SERIES	F3	Bench	QS	\$
BACK STYLE	X	No Back		-
LEG	42	Double With Table		-
FRAME FINISH	BM	Bronze Matte		-
	SVR	Silver		-
	MG	Metallic Gunmetal		\$50
TABLE FINISH	DW	Designer White		-
	HRM	Hard Rock Maple		-
	RC	Rustic Cherry		-
	CP	Chocolate Pear		-
OPTIONS	MB	Moisture Barrier		\$180
	CL	CAL TB133		\$185
FREIGHT OPTIONS	FA	Fully Assembled [25 seat minimum]		-
	BW	Blanket Wrapped - Fully Assembled (25 seat minimum)		\$105
FREIGHT REQUIREMENTS	AS	Allseating Standard		-
	FQ	Special Freight Instructions (Call for Quote)		VAR
	GD	Guaranteed Delivery Date and Time (Call for Quote)		VAR

## NOTES

- Ships fully assembled.
- Warranted for users up to 350 lbs/seat.
- This product meets the requirements set forth in ANSI/BIFMA HCF8.1.
- Covers are not replaceable

## TO ORDER SIMPLY FILL IN THE BLANKS

F3	-	X	-	42	-		-		-		-		-			
SERIES		BACK STYLE		LEG		FRAME FINISH		TABLE FINISH		OPTIONS For additional options separate with (-) hyphen.		FREIGHT OPTION		FREIGHT REQUIRE- MENTS		FABRIC CODE Please refer to allseating.com for fabric codes.





# FOSTER<sup>®</sup> BENCH LIGHT

DESIGN | ALLSEATING  
GSA SIN | 33721

**BASE PRICE | \$1,279**  
**F3X43**

Waiting may never be easy, but it never has to be hard. The lite bench makes for a comfortable spot to wait and shares the same aesthetic with the free standing tables.  
Suggested Applications:  
Lobbies, Waiting Rooms, Patient Rooms, Resident Rooms.

Code	Grade 1	Grade 2/ COM	Grade 3	Grade 4/ COL	Grade 5	Grade 6	Grade 7	Grade 8	Leather 1	Leather 2	Leather 3
F3X43	\$1,279	\$1,307	\$1,325	\$1,349	\$1,370	\$1,407	\$1,449	\$1,496	\$1,599	\$1,644	\$1,781

**FEATURES**

- 16 Gauge Tubular Steel Frame
- Multi Layered High Density Seat Foam
- Latex, lead and mercury free
- Black non-marring polyethylene glides

**DIMENSIONS**

- OVERALL: 18.5"H | 40.5"W | 22.5"D
- Seat: 18"H | 40"W | 23"D
- COM Seat: 1 yard

**PRODUCT WEIGHT**

- 28 lbs.

SERIES	F3	Bench	QS	\$
BACK STYLE	X	No Back		-
LEG	43	Light		-
FRAME FINISH	BM	Bronze Matte		-
	SVR	Silver		-
	MG	Metallic Gunmetal		\$50
OPTIONS	MB	Moisture Barrier		\$90
	CL	CAL TB133		\$95
FREIGHT OPTIONS	FA	Fully Assembled [25 seat minimum]		-
	BW	Blanket Wrapped - Fully Assembled (25 seat minimum)		\$75
FREIGHT REQUIREMENTS	AS	Allseating Standard		-
	FQ	Special Freight Instructions (Call for Quote)		VAR
	GD	Guaranteed Delivery Date and Time (Call for Quote)		VAR

**NOTES**

- Ships fully assembled.
- Warranted for users up to 350 lbs/seat.
- This product meets the requirements set forth in ANSI/BIFMA HCF8.1.
- Covers are not replaceable

**TO ORDER SIMPLY FILL IN THE BLANKS**

<b>F3</b>	-	<b>X</b>	-	<b>43</b>	-		-		-		-		-	
<b>SERIES</b>		<b>BACK STYLE</b>		<b>LEG</b>		<b>FRAME FINISH</b>		<b>OPTIONS</b> <small>For additional options separate with (-) hyphen.</small>		<b>FREIGHT OPTION</b>		<b>FREIGHT REQUIRE- MENTS</b>		<b>FABRIC CODE</b> <small>Please refer to allseating.com for fabric codes.</small>

INFO  
PLANS  
ASTUTE  
TUNE  
WORKS  
CHANGES  
DOCS  
PARTY TIME  
DETAIL  
MEANS  
FOOT  
SEAT  
INERT  
DATE  
JIF  
LI  
LEVO  
MANTRA  
PRATA  
PRESTO  
RAINBOW  
REQUISITE  
RES  
RUHE  
THERAPOD  
TUCK  
WATSON  
YOU  
ZIP



# FOSTER® SIDE TABLE

DESIGN | ALLSEATING  
GSA SIN | 33721



**BASE PRICE | \$1,173**  
**F4X01**

A sleek side table design with a seamless, thermafoil surface. Table frames complement the chair frames to create a cohesive look throughout the facility.  
Suggested Applications:  
Waiting Areas, Dining Room, Patient Rooms, Resident.

Code	List Price	
F4X01	\$1,173	

## FEATURES

- 16 Gauge Tubular Steel Frame
- Seamless Thermofoil Surface
- Black nylon round glides

## DIMENSIONS

- OVERALL: 16"H | 22"W | 22"D

## PRODUCT WEIGHT

- 23 lbs.

SERIES	F4	Table	QS	\$
BACK STYLE	X	No Back		-
LEG	01	Side		-
FRAME FINISH	BM	Bronze Matte		-
	SVR	Silver		-
	MG	Metallic Gunmetal		\$50
TABLE FINISH	DW	Designer White		-
	HRM	Hard Rock Maple		-
	RC	Rustic Cherry		-
	CP	Chocolate Pear		-
FREIGHT OPTIONS	KD	Knocked Down		-
	BW	Blanket Wrapped - Fully Assembled (25 unit minimum)		\$75
FREIGHT REQUIREMENTS	AS	Allseating Standard		-
	FQ	Special Freight Instructions (Call for Quote)		VAR
	GD	Guaranteed Delivery Date and Time (Call for Quote)		VAR

## NOTES

- Ships knocked down.
- Warranted up to 500 lbs.

## TO ORDER SIMPLY FILL IN THE BLANKS

F4	-	X	-	01	-		-		-		-		-	
SERIES		BACK STYLE		LEG		FRAME FINISH		TABLE FINISH		OPTIONS For additional options separate with (-) hyphen.		FREIGHT OPTION		FREIGHT REQUIRE- MENTS

# FOSTER<sup>®</sup> COFFEE TABLE

DESIGN | ALLSEATING  
GSA SIN | 33721



**BASE PRICE | \$1,435**  
**F4X02**

A sleek coffee table design with a seamless, thermofoil surface. Table frames complement the chair frames to create a cohesive look throughout the facility.  
Suggested Applications:  
Waiting Areas, Dining Room, Patient Rooms, Resident Rooms.

Code	List Price	
F4X02	\$1,435	

## FEATURES

- 16 Gauge Tubular Steel Frame
- Seamless Thermofoil Surface
- Black nylon round glides

## DIMENSIONS

- OVERALL: 16"H | 40"W | 22"D

## PRODUCT WEIGHT

- 35 lbs.

SERIES	F4	Table	QS	\$
BACK STYLE	X	No Back		-
LEG	02	Coffee		-
FRAME FINISH	BM	Bronze Matte		-
	SVR	Silver		-
	MG	Metallic Gunmetal		\$50
TABLE FINISH	DW	Designer White		-
	HRM	Hard Rock Maple		-
	RC	Rustic Cherry		-
	CP	Chocolate Pear		-
FREIGHT OPTIONS	KD	Knocked Down		-
	BW	Blanket Wrapped - Fully Assembled (25 unit minimum)		\$75
FREIGHT REQUIREMENTS	AS	Allseating Standard		-
	FQ	Special Freight Instructions (Call for Quote)		VAR
	GD	Guaranteed Delivery Date and Time (Call for Quote)		VAR

## NOTES

- Ships knocked down.
- Warranted up to 500 lbs.

## TO ORDER SIMPLY FILL IN THE BLANKS

F4	-	X	-	02	-		-		-		-		-	
SERIES		BACK STYLE		LEG		FRAME FINISH		TABLE FINISH		OPTIONS For additional options separate with (-) hyphen.		FREIGHT OPTION		FREIGHT REQUIRE- MENTS



# FOSTER® END TABLES

DESIGN | ALLSEATING  
GSA SIN | 33721



**BASE PRICE | \$825**  
**F4X03**

A sleek end table design with a seamless, thermafoil surface. Table frames complement the chair frames to create a cohesive look throughout the facility.  
Suggested Applications:  
Waiting Areas, Dining Room, Patient Rooms, Resident Rooms.

Code	List Price	Code	List Price
F4X03	\$825	F4X04	\$825

## FEATURES

- 16 Gauge Tubular Steel Frame
- Seamless Thermofoil Surface
- Black non-marring polyethylene glides

## DIMENSIONS

- OVERALL: 16"H | 21"W | 23"D

## PRODUCT WEIGHT

- 20 lbs.

SERIES	F4	Table	QS	\$
BACK STYLE	X	No Back		-
LEG	03	End (Left)		-
	04	End (Right)		-
FRAME FINISH	BM	Bronze Matte		-
	SVR	Silver		-
	MG	Metallic Gunmetal		\$50
TABLE FINISH	DW	Designer White		-
	HRM	Hard Rock Maple		-
	RC	Rustic Cherry		-
	CP	Chocolate Pear		-
FREIGHT OPTIONS	KD	Knocked Down		-
FREIGHT REQUIREMENTS	AS	Allseating Standard		-
	FQ	Special Freight Instructions (Call for Quote)		VAR
	GD	Guaranteed Delivery Date and Time (Call for Quote)		VAR

## NOTES

- Ships knocked down.
- Warranted up to 350 lbs.
- This product meets the requirements set forth in ANSI/BIFMA HCF8.1.
- Add-On tables can connect to any of the guest chairs - standard, wide, bariatric widths as well as multiples.
- They can even connect to patient chairs if necessary with the exception of the sled, rocker and hip chair.
- Lounge units and benches are built on a different platform and cannot be configured with Add-Ons.

## TO ORDER SIMPLY FILL IN THE BLANKS

F4	-	X	-		-		-		-		-	KD	-	
SERIES		BACK STYLE		LEG		FRAME FINISH		TABLE FINISH		OPTIONS For additional options separate with (-) hyphen.		FREIGHT OPTION		FREIGHT REQUIREMENTS

# FOSTER® IN-LINE TABLE

DESIGN | ALLSEATING  
GSA SIN | 33721



**BASE PRICE | \$738**  
**F4X05**

A sleek design with a seamless, thermafoil surface. Table frames complement the chair frames to create a cohesive look throughout the facility.  
Suggested Applications:  
Waiting Areas, Dining Room, Patient Rooms, Resident Rooms.

Code	List Price	
F4X05	\$738	

## FEATURES

- 16 Gauge Tubular Steel Frame
- Seamless Thermofoil Surface

## DIMENSIONS

- OVERALL: 16"H | 21"W | 23"D

## PRODUCT WEIGHT

- 17 lbs.

SERIES	F4	Table	QS	\$
BACK STYLE	X	No Back		-
LEG	05	In-Line		-
FRAME FINISH	BM	Bronze Matte		-
	SVR	Silver		-
	MG	Metallic Gunmetal		\$50
TABLE FINISH	DW	Designer White		-
	HRM	Hard Rock Maple		-
	RC	Rustic Cherry		-
	CP	Chocolate Pear		-
FREIGHT OPTIONS	KD	Knocked Down		-
FREIGHT REQUIREMENTS	AS	Allseating Standard		-
	FQ	Special Freight Instructions (Call for Quote)		VAR
	GD	Guaranteed Delivery Date and Time (Call for Quote)		VAR

## NOTES

- Ships knocked down.
- Warranted up to 350 lbs.
- This product meets the requirements set forth in ANSI/BIFMA HCF8.1.
- Add-On tables can connect to any of the guest chairs - standard, wide, bariatric widths as well as multiples.
- They can even connect to patient chairs if necessary with the exception of the sled, rocker and hip chair.
- Lounge units and benches are built on a different platform and cannot be configured with Add-Ons.

## TO ORDER SIMPLY FILL IN THE BLANKS

F4	-	X	-	05	-		-		-		-	KD	-	
SERIES		BACK STYLE		LEG		FRAME FINISH		TABLE FINISH		OPTIONS For additional options separate with (-) hyphen.		FREIGHT OPTION		FREIGHT REQUIRE- MENTS



# FOSTER® 90 DEGREE TABLE

DESIGN | ALLSEATING  
GSA SIN | 33721

**BASE PRICE | \$1,065**  
**F4X06**

A sleek design with a seamless, thermafoil surface. Table frames complement the chair frames to create a cohesive look throughout the facility.

Suggested Applications:  
Waiting Areas, Dining Room, Patient Rooms, Resident Rooms.

Code	List Price	
F4X06	\$1,065	

## FEATURES

- 16 Gauge Tubular Steel Frame
- Seamless Thermafoil Surface

## DIMENSIONS

- OVERALL: 16"H | 26"W | 26"D

## PRODUCT WEIGHT

- 24 lbs.

SERIES	F4	Table	QS	\$
BACK STYLE	X	No Back		-
LEG	06	Corner Table		-
FRAME FINISH	BM	Bronze Matte		-
	SVR	Silver		-
	MG	Metallic Gunmetal		\$50
TABLE FINISH	DW	Designer White		-
	HRM	Hard Rock Maple		-
	RC	Rustic Cherry		-
	CP	Chocolate Pear		-
FREIGHT OPTIONS	KD	Knocked Down		-
FREIGHT REQUIREMENTS	AS	Allseating Standard		-
	FQ	Special Freight Instructions (Call for Quote)		VAR
	GD	Guaranteed Delivery Date and Time (Call for Quote)		VAR

## NOTES

- Ships knocked down.
- Warranted up to 350 lbs.
- This product meets the requirements set forth in ANSI/BIFMA HCF8.1.
- Add-On tables can connect to any of the guest chairs - standard, wide, bariatric widths as well as multiples.
- They can even connect to patient chairs if necessary with the exception of the sled, rocker and hip chair.
- Lounge units and benches are built on a different platform and cannot be configured with Add-Ons.

## TO ORDER SIMPLY FILL IN THE BLANKS

F4	-	X	-	06	-		-		-		-	KD	-	
SERIES		BACK STYLE		LEG		FRAME FINISH		TABLE FINISH		OPTIONS For additional options separate with (-) hyphen.		FREIGHT OPTION		FREIGHT REQUIRE- MENTS



# FOSTER<sup>®</sup> 45 DEGREE TABLE

DESIGN | ALLSEATING  
GSA SIN | 33721



**BASE PRICE | \$868**  
**F4X07**

A sleek design with a seamless, thermafoil surface. Table frames complement the chair frames to create a cohesive look throughout the facility.  
Suggested Applications:  
Waiting Areas, Dining Room, Patient Rooms, Resident Rooms.

Code	List Price	
F4X07	\$868	

**FEATURES**

- 16 Gauge Tubular Steel Frame
- Seamless Thermofoil Surface

**DIMENSIONS**

- OVERALL: 16"H | 21"W | 23"D

**PRODUCT WEIGHT**

- 24 lbs.

SERIES	F4	Table	QS	\$
BACK STYLE	X	No Back		-
LEG	07	Corner 45 Degrees		-
FRAME FINISH	BM	Bronze Matte		-
	SVR	Silver		-
	MG	Metallic Gunmetal		\$50
TABLE FINISH	DW	Designer White		-
	HRM	Hard Rock Maple		-
	RC	Rustic Cherry		-
	CP	Chocolate Pear		-
FREIGHT OPTIONS	KD	Knocked Down		-
FREIGHT REQUIREMENTS	AS	Allseating Standard		-
	FQ	Special Freight Instructions (Call for Quote)		VAR
	GD	Guaranteed Delivery Date and Time (Call for Quote)		VAR

**NOTES**

- Ships knocked down.
- Warranted up to 350 lbs.
- This product meets the requirements set forth in ANSI/BIFMA HCF8.1.
- Add-On tables can connect to any of the guest chairs - standard, wide, bariatric widths as well as multiples.
- They can even connect to patient chairs if necessary with the exception of the sled, rocker and hip chair.
- Lounge units and benches are built on a different platform and cannot be configured with Add-Ons.

**TO ORDER SIMPLY FILL IN THE BLANKS**

F4	-	X	-	07	-		-		-		-	KD	-	
SERIES		BACK STYLE		LEG		FRAME FINISH		TABLE FINISH		OPTIONS For additional options separate with (-) hyphen.		FREIGHT OPTION		FREIGHT REQUIRE- MENTS





# FOSTER® 120 DEGREE TABLE

DESIGN | ALLSEATING  
GSA SIN | 33721



**BASE PRICE | \$930**  
**F4X08**

A sleek design with a seamless, thermofoil surface. Table frames complement the chair frames to create a cohesive look throughout the facility.

Suggested Applications:  
Waiting Areas, Dining Room, Patient Rooms, Resident Rooms.

Code	List Price	
F4X08	\$930	

## FEATURES

- 16 Gauge Tubular Steel Frame
- Seamless Thermofoil Surface

## DIMENSIONS

- OVERALL: 16"H | 25.5"W | 25"D

SERIES	F4	Table	QS	\$
BACK STYLE	X	No Back		-
LEG	08	120 Degrees		-
FRAME FINISH	BM	Bronze Matte		-
	SVR	Silver		-
	MG	Metallic Gunmetal		\$50
TABLE FINISH	DW	Designer White		-
	HRM	Hard Rock Maple		-
	RC	Rustic Cherry		-
	CP	Chocolate Pear		-
FREIGHT OPTIONS	KD	Knocked Down		-
FREIGHT REQUIREMENTS	AS	Allseating Standard		
	FQ	Special Freight Instructions (Call for Quote)		
	GD	Guaranteed Delivery Date and Time (Call for Quote)		VAR

## NOTES

- Ships knocked down.
- Warranted up to 350 lbs.
- This product meets the requirements set forth in ANSI/BIFMA HCF8.1.
- Add-On tables can connect to any of the guest chairs - standard, wide, bariatric widths as well as multiples.
- They can even connect to patient chairs if necessary with the exception of the sled, rocker and hip chair.
- Lounge units and benches are built on a different platform and cannot be configured with Add-Ons.

## TO ORDER SIMPLY FILL IN THE BLANKS

F4	-	X	-	08	-		-		-	KD	-			
SERIES		BACK STYLE		LEG		FRAME FINISH		TABLE FINISH		OPTIONS For additional options separate with (-) hyphen.		FREIGHT OPTION		FREIGHT REQUIRE- MENTS



# FOSTER® SLEEP CHAIR

DESIGN | ALLSEATING  
GSA SIN | 33721

## BASE PRICE | \$4,134

### F6010-CA

Crisp, modern elegance is suspended above a metal base. Housekeeping and infection control will appreciate the hassle-free maintenance and clean design.

Suggested Applications:  
Patient Rooms, Resident Rooms.

MODEL CODE	Grade 1	Grade 2/ COM	Grade 3	Grade 4/ COL	Grade 5	Grade 6	Grade 7	Grade 8	Leather 1	Leather 2	Leather 3
F6010 UPPER	\$2,646	\$2,772	\$2,853	\$2,961	\$3,056	\$3,222	\$3,411	\$3,623	\$4,084	\$4,289	\$4,905
F6010 LOWER	\$1,488	\$1,558	\$1,603	\$1,663	\$1,716	\$1,808	\$1,913	\$2,031	\$2,287	\$2,401	\$2,743

## FEATURES

- Sit, lounge and sleep positions
- Easy pullout and close operation
- Wallsaver design
- Replaceable cover option – seat, back and ottoman
- Dual tone upholstery offering base for easy wipe down
- Wood or poly armrests

## DIMENSIONS

### SLEEP MIDBACK STANDARD

- Overall: 33.5"H | 32"W | 35"D
- Seat: 18"H | 25"W | 18.5"D
- Back: 17"H | 26"W
- Arm: 26.5"H from Floor
- Sleep: 76"L
- COM Full Chair: 7.5 yards
- Upper Upholstery: 5.25 yards
- Lower Upholstery: 3 yards

## PRODUCT WEIGHT

- 26" Standard | 145 lbs.

SERIES	F6	Sleep	QS	VAR
STYLE	0	Midback Standard		VAR
CONTROL	10	Single		-
ARM	CA	Closed Arm		-
ARM CAP FINISH	NC	No Cap		-
	TP	Taupe Polyurethane		\$80
	GR	Grey Polyurethane		\$80
	BK	Black Polyurethane		\$80
	HRM	Hard Rock Maple Wood Cap		\$140
	RC	Rustic Cherry Wood Cap		\$140
	CP	Chocolate Pear Wood Cap		\$140
	BI	Corian Bisque		\$195
	SR	Corian Silverite		\$295
OPTIONS	MB	Moisture Barrier (Seat & Ottoman only)		\$158
	RE	Removable Covers Option (Seat & Back)		\$158
FREIGHT OPTIONS	KD	Knocked Down		-
	BW	Blanket Wrapped - Fully Assembled (25 seat minimum)		\$75
FREIGHT REQUIREMENTS	AS	Allseating Standard		-
	FQ	Special Freight Instructions (Call for Quote)		VAR
	GD	Guaranteed Delivery Date and Time (Call for Quote)		VAR

## NOTES

- Warranted for users up to 400 lbs
- \*For fully upholstered models, combine seat and back graded price for base list
- This product meets the requirements set forth in ANSI/BIFMA X5.4-2011 and GSA FNAE-80-214A
- Shipped knocked down

## TO ORDER SIMPLY FILL IN THE BLANKS

F6	-		-	10	-	CA	-		-		-		-		-	
SERIES		BACK STYLE		CONTROL		ARM		OPTIONS For additional options separate with (-) hyphen.		FREIGHT OPTION		FREIGHT REQUIRE- MENTS		FABRIC CODE - SEAT Please refer to allseating.com for fabric codes.		FABRIC CODE - BACK & CLOSED ARM



# FOSTER® RECLINER

DESIGN | ALLSEATING  
GSA SIN | 33721

## BASE PRICE | \$3,650

### F5114-CA

Designed with the patient, family and caregiver in mind.  
It is both supportive and intuitive.  
Suggested Applications:  
Ambulatory and Cancer Care.

### FEATURES

- Footrest release is flush
- Weight activated or can be opened by the caregiver with a user in the chair
- Wall-hugging mechanism requiring less clearance away from the wall
- Front locking Dual Surface Casters
- Optional headrest
- Two tone upholstery offering base for easy wipe down
- Wood or poly armrests

### DIMENSIONS

#### RECLINER HIGHBACK STANDARD

- Overall: 43"H | 30.5"W | 33"D
- Seat: 18.75"H | 24"W | 21"D
- Back: 27.5"H | 24"W
- Arm: 26.5"H
- Open/Reclined: 69"L
- COM Full Chair: 6.5 yards
- COM Upper: 3.75 yards
- COM Lower: 2.75 yards

#### PRODUCT WEIGHT

- 24" Recliner | 132 lbs.

MODEL CODE	Grade 1	Grade 2/ COM	Grade 3	Grade 4/ COL	Grade 5	Grade 6	Grade 7	Grade 8	Leather 1	Leather 2	Leather 3
F5114 UPPER	\$2,080	\$2,192	\$2,264	\$2,360	\$2,444	\$2,592	\$2,760	\$2,948	\$3,358	\$3,540	\$4,088
F5114 LOWER	\$1,570	\$1,654	\$1,708	\$1,780	\$1,843	\$1,954	\$2,080	\$2,221	\$2,529	\$2,665	\$3,076
HR	\$75	\$89	\$98	\$110	\$121	\$139	\$160	\$184	\$235	\$258	\$326

SERIES	F5	Recliner	QS	\$
STYLE	1	Highback Standard		VAR
CONTROL	14	3 Position		-
ARM	CA	Closed Arm		-
ARM CAP FINISH	NC	No Cap		-
	TP	Taupe Polyurethane		\$80
	GR	Grey Polyurethane		\$80
	BK	Black Polyurethane		\$80
	HRM	Hard Rock Maple Wood Cap		\$140
	RC	Rustic Cherry Wood Cap		\$140
	CP	Chocolate Pear Wood Cap		\$140
	BI	Corian Bisque		\$195
	SR	Corian Silverite		\$295
OPTIONS	HR	Head Rest Cushion (will match Upper Upholstery)		VAR
	MB	Moisture Barrier (Seat only)		\$90
	RE	Removable Covers Option (Seat & Back)		\$158
FREIGHT OPTIONS	KD	Knocked Down		-
	BW	Blanket Wrapped - Fully Assembled (25 seat minimum)		\$75
FREIGHT REQUIREMENTS	AS	Allseating Standard		-
	FQ	Special Freight Instructions (Call for Quote)		VAR
	GD	Guaranteed Delivery Date and Time (Call for Quote)		VAR

### NOTES

- Warranted for users up to 400 lbs
- \*For fully upholstered models, combine seat and back graded price for base list
- This product meets the requirements set forth in ANSI/BIFMA X5.4-2011 and GSA FNAE-80-214A
- Shipped knocked down

### TO ORDER SIMPLY FILL IN THE BLANKS

F5	-		-	14	-	CA	-		-		-		-		-	
SERIES		BACK STYLE		CONTROL		ARM		OPTIONS For additional options separate with (-) hyphen.		FREIGHT OPTION		FREIGHT REQUIRE- MENTS		FABRIC CODE - SEAT Please refer to allseating.com for fabric codes.		FABRIC CODE - BACK & CLOSED ARM



# FOSTER® PATIENT RECLINER

DESIGN | ALLSEATING  
GSA SIN | 33721**BASE PRICE | \$6,962**  
**F7115-GR**Designed with the patient, family and caregiver in mind.  
It is both supportive and intuitive.  
Suggested Applications:  
Ambulatory and Cancer Care.

Code	Grade 1	Grade 2/ COM	Grade 3	Grade 4/ COL	Grade 5	Grade 6	Grade 7	Grade 8	Leather 1	Leather 2	Leather 3
F7115-GR	\$6,962	\$7,193	\$7,342	\$7,540	\$7,713	\$8,018	\$8,365	\$8,752	\$9,598	\$9,973	\$11,104
HR	\$310	\$331	\$345	\$363	\$378	\$406	\$438	\$473	\$550	\$584	\$687

## FEATURES

- Dual pivoting arms for side access
- Infinite recline with dual controls (on each arm)
- 4" casters, standard front locking and optional central steer & brake system
- 180o wipe out
- Passive lumbar
- Removeable seat and covers (seat + back)
- Optional push bar (standard) wrapped in Grey polyurethane, extends 5.25" from back of chair
- Optional pull out foot tray extends 8.25" from back of chair
- Optional reverse incline includes extended push bar for stability (extends 13.5" from back of chair)
- Optional central steer and brake
- Optional Headrest includes Standard Push Bar
- Optional right or left handed tablet arm | footrest lever to be on opposite side
- Optional right handed or left handed IV pole
- Optional foley hook can be specified either right, left, or both

## DIMENSIONS

- Overall: 49"H | 30"W | 32"D
- Seat: 20"H | 24"W | 25"D
- Back: 49"H from Floor | 29" H from Seat | 24"W
- Arm Height: 28" H from Floor
- Arm Height: 8" H from Seat
- Reclined: 77" L
- COM Full: 8.25 yards
- COM Upper: [Back+Arms]: 4.25 yards
- COM Lower [Seat, Side Panels + Footrest]: 4 yards
- COM Headrest: 0.75 yards

## NOTES

- Ships knocked down.
- Warranted for users up to 500 lbs
- \*For fully upholstered models, combine seat and back graded price for base list
- This product meets the requirements set forth in ANSI/BIFMA X5.4-2011.
- 10 year warranty parts and labour
- CPR not recommended to be performed on this chair

## TO ORDER SIMPLY FILL IN THE BLANKS

<b>F7</b>	<b>1</b>	<b>15</b>	<b>GR</b>		<b>KD</b>			
<b>SERIES</b>	<b>BACK STYLE</b>	<b>CONTROL</b>	<b>ARM</b>	<b>OPTIONS</b> For additional options separate with (-) hyphen.	<b>FREIGHT OPTION</b>	<b>FREIGHT REQUIREMENTS</b>	<b>FABRIC CODE - UPPER</b> Please refer to allseating.com for fabric codes.	<b>FABRIC CODE - LOWER</b> Please refer to allseating.com for fabric codes.

SERIES	F7	Recliner	QS	\$
STYLE	1	Highback Standard		VAR
CONTROL	15	Infinite Recline		-
ARM CAP FINISH	GR	Grey Polyurethane		-
OPTIONS (Lever)	RL	Right Side Lever [seated position]		-
	LL	Left Side Lever [seated position]		-
OPTIONS	HR	Headrest [fabric will match back and arms]		VAR
	PS	Push Bar [Standard]		\$205
	PE	Push Bar [Extended]		\$205
	FT	Pull Out Foot Tray		\$540
	CS	Central Brake and Steer [locking pedal right side seated]		\$650
	DC	Dual Control for Central Brake Locking [adds 2nd locking pedal left side seated]		\$715
	RI	Reverse Incline [Release pedal on both sides]		\$495
	TL	Tablet Arm Left [seated   footrest lever will be RL]		\$560
	TR	Tablet Arm Right [seated   footrest lever will be LL]		\$560
	PL	IV Pole Left Side [seated]		\$195
	PR	IV Pole Right Side [seated]		\$195
	PD	IV Pole   Dual		\$390
	CL	IV Pole Left Side [seated] complete with Foley Hook		\$220
	CR	IV Pole Right Side [seated] complete with Foley Hook		\$220
	CD	IV Pole Dual complete with Foley Hook		\$440
	FL	Foley Hook   Left		\$160
	FR	Foley Hook   Right		\$160
	FD	Foley Hook   Dual		\$320
FREIGHT OPTIONS	KD	Knocked Down		-
	BW	Blanket Wrapped - Fully Assembled (25 seat minimum)		\$70
FREIGHT REQUIREMENTS	AS	Allseating Standard		-
	FQ	Special Freight Instructions (Call for Quote)		VAR
	GD	Guaranteed Delivery Date and Time (Call for Quote)		VAR
ARM COVERS		Dual Pivoting Arms		INC
		Removable Covers		INC



# INERTIA® MESH MIDBACK

DESIGN | ALLSEATING  
GSA SIN | 33721**BASE PRICE | \$555****77089-NA****FEATURES**

- 4.25" cylinder
- Black or smoke nylon base
- Mesh back
- Molded seat foam with upholstered stitch detail
- For arm features and travel specifications, see page 16
- Carpet casters
- 24/7 Warranty on Synchro Tilt [40] mechanism, options included are T2 arms and Seat Slider. For more details see page 161
- Lumbar Support: Raise or flatten the curvature of the lumbar using Inertia's Lumbar Support. Inflate the lumbar to increase support or deflate to decrease support.

**DIMENSIONS**

- Overall [Synchro Tilt]: 35.5"- 39.75"H | 28.5"W | 28.5"D
- Overall [Deluxe Tilt J-Bar]: 37"-41.25"H | 28.5"W | 28.5"D
- Overall [Basic Synchro Tilt]: 36"-40.5"H | 28.5"W | 28.5"D
- Seat [Synchro Tilt]: 16.75"- 21"H | 20"W | 19.5"D
- Seat [Deluxe Tilt J-Bar]: 17"-21.25"H | 20"W | 19.5"D
- Seat [Basic Synchro Tilt]: 17"-21.5"H | 20"W | 19.5"D
- Back: 19"H | 19"W
- COM: 0.75 yd.

**NOTES**

- Ships knocked down.
- For BW and FA freight options, minimum quantities apply
- All other features are dependant on the control specified. Please refer to Control Choice on page ?? for full description of available features.
- Tension is adjustable on OHC and OHH casters to accommodate various surfaces
- This product meets the requirements set forth in ANSI/BIFMA X5.1-2011 and is warranted for users up to 350 lbs.
- Dimensions are dependant on options selected. Product can be configured to comply with BIFMA G1-2002 guidelines.
- Smoke Finish | L2, T2 and 4D arms are the only arms available in Smoke and will match base when selected.
- If requiring a 3" seat slider, please specify with code SE rather than SS
- \*\*\*Composite base and casters will be substituted if HS or LS is selected.
- For mesh model code see page 22.

Grade 1	Grade 2/ COM	Grade 3	Grade 4/COL	Grade 5	Grade 6	Grade 7	Grade 8	Leather 1	Leather 2	Leather 3
\$555	\$576	\$590	\$608	\$623	\$651	\$683	\$718	\$795	\$829	\$932

SERIES	77	Inertia Mesh Back	QS	\$
BACK STYLE	0	Midback	•	-
CONTROL	89	Basic Synchro Tilt [BT-4]	•	-
	40	Synchro Tilt [ST]	•	\$78
	80	Deluxe Tilt J-Bar [DJ]	•	\$168
ARM	NA	No Arm	•	-
	CA	Conference Arm [Not Available with Deluxe Tilt J-Bar, AWK, or AWL]	•	\$48
	L2	Dual Function Arm [Not Available with AWK or AWL]		\$95
	T2	Task 2 Arm	•	\$115
	4D	4 Dimensional Arm	•	\$130
	MF	Multi-functional Arm [Width Adjustment Not Included]	•	\$158
	T7	Ergonomic Task Arm [Includes AWK]		\$295
FRAME FINISH	BKN	Black Nylon	•	-
	SKN	Smoke Nylon [Available arms L2, T2, 4D]		\$48
BACK MESH [see page 22 for mesh model code]	M1	M1 Mesh		\$42
	M2	M2 Mesh		\$126
	M3	M3 Mesh		\$126
	M4	M4 Mesh		\$126
	M7	M7 Mesh	•	-
	M10	M10 Mesh		\$42
OPTIONS	SC	Sit to Counter [Black frame and Synchro Tilt only]	•	\$138
	AWK	Adjustable Width Bracket [Knob][Not Included with MF Arm]	•	\$30
	AWL	Adjustment Width Bracket [Lever][Not Included with MF Arm]	•	\$40
	LH	65mm [2.5"] Dual Surface Casters	•	\$32
	OHH	OH Dual Surface Casters [adjustable]	•	\$95
	OHC	OH Carpet Casters [adjustable]	•	\$63
	BC	Birch 65mm [2.5"] Dual Surface Casters		\$32
	HAB	High Profile Aluminum Base w/65mm Casters	•	\$65
	SS	Seat Slider [Standard 2.5" range] [not available with SC option]	•	\$85
	SE	Extended 3" Seat Slider [N/A with IES or SC]	•	\$85
	LU	Lumbar Support		\$75
	BHA	Back Height Adjustment with [BT-4] Control		N/A
	BHA	Back Height Adjustment with [DJ] Control		-
	BHA	Back Height Adjustment with [ST] Control	•	\$90
	IES	Inertia Ergonomic Small Seat [16"D   19"W]	•	-
	LS	Low Seat Height with 5" Travel***	•	\$53
	HS	High Cylinder 5.5"***	•	-
	CL	CAL TB133		\$95
FREIGHT OPTIONS	KD	Knocked Down	•	-
	BW	Blanket Wrapped - Fully Assembled [25 unit minimum]		\$75
	FA	Fully Assembled in Carton [25 unit minimum]		\$115
FREIGHT REQUIREMENTS	AS	Allseating Standard		-
	FQ	Special Freight Instructions [Call for Quote]		VAR
	GD	Guaranteed Delivery Date and Time [Call for Quote]		VAR

**TO ORDER SIMPLY FILL IN THE BLANKS**

77	0							
SERIES	BACK STYLE	CONTROL	ARM	BACK MESH	OPTIONS For additional options separate with (-) hyphen.	FREIGHT OPTION	FREIGHT REQUIRE- MENTS	FABRIC CODE Please refer to allseating.com for fabric codes.



# INERTIA<sup>®</sup> MESH HIGHBACK

DESIGN | ALLSEATING  
GSA SIN | 33721

## BASE PRICE | \$590

77189-NA

### FEATURES

- 4.25" cylinder
- Black or smoke nylon base
- Mesh back
- Molded seat foam with upholstered stitch detail
- For arm features and travel specifications, see page 16
- Carpet casters
- 24/7 Warranty on Synchro Tilt [40] mechanism, options included are T2 arms and Seat Slider. For more details see page 161
- Lumbar Support: Raise or flatten the curvature of the lumbar using Inertia's Lumbar Support. Inflate the lumbar to increase support or deflate to decrease support.

### DIMENSIONS

- Overall [Synchro Tilt]: 38.75"-43"H | 28.5"W | 28.5"D
- Overall [Deluxe Tilt J-Bar]: 40.75"-45"H | 28.5"W | 28.5"D
- Overall [Basic Synchro Tilt]: 39.25"-43.5"H | 28.5"W | 28.5"D
- Seat [Synchro Tilt]: 16.75"-21"H | 20"W | 19.5"D
- Seat [Deluxe Tilt J-Bar]: 17"-21.25"H | 20"W | 19.5"D
- Seat [Basic Synchro Tilt]: 17"-21.5"H | 20"W | 19.5"D
- Back: 21"H | 19"W
- COM: 0.75 yd.

### NOTES

- Ships knocked down.
- For BW and FA freight options, minimum quantities apply
- Tension is adjustable on OHC and OHH casters to accommodate various surfaces
- All other features are dependant on the control specified. Please refer to Control Choice on page 8 for full description of available features.
- This product meets the requirements set forth in ANSI/BIFMA X5.1-2011 and is warranted for users up to 350 lbs.
- Dimensions are dependant on options selected. Product can be configured to comply with BIFMA G1-2002 guidelines.
- Smoke Finish | L2, T2 and 4D arms are the only arms available in Smoke and will match base when selected.
- \*\*\*Composite base and casters will be substituted if HS or LS is selected.
- For mesh model code see page 22.

Grade 1	Grade 2/ COM	Grade 3	Grade 4/COL	Grade 5	Grade 6	Grade 7	Grade 8	Leather 1	Leather 2	Leather 3
\$590	\$611	\$625	\$643	\$658	\$686	\$718	\$753	\$830	\$864	\$967

SERIES	77	Inertia Mesh Back	QS	\$
BACK STYLE	1	Highback	•	-
CONTROL	89	Basic Synchro Tilt [BT-4]	•	-
	40	Synchro Tilt [ST]	•	\$78
	80	Deluxe Tilt J-Bar [DJ]	•	\$168
ARM	NA	No Arm	•	-
	CA	Conference Arm [Not Available with Deluxe Tilt J-Bar, AWK, or AWL]	•	\$48
	L2	Dual Function Arm [Not Available with AWK or AWL]		\$95
	T2	Task 2 Arm	•	\$115
	4D	4 Dimensional Arm	•	\$130
	MF	Multi-functional Arm [Width Adjustment Not Included]	•	\$158
	T7	Ergonomic Task Arm [Includes AWK]		\$295
FRAME FINISH	BKN	Black Nylon	•	-
	SKN	Smoke Nylon [Available arms L2, T2, 4D]		\$48
BACK MESH	M1	M1 Mesh		\$42
[see page 22 for mesh model code]	M2	M2 Mesh		\$126
	M3	M3 Mesh		\$126
	M4	M4 Mesh		\$126
	M7	M7 Mesh	•	-
	M10	M10 Mesh		\$45
OPTIONS	AWK	Adjustable Width Bracket [Knob][Not Included with MF Arm]	•	\$30
	AWL	Adjustment Width Bracket [Lever][Not Included with MF Arm]	•	\$40
	LH	65mm [2.5"] Dual Surface Casters	•	\$32
	OHH	OH Dual Surface Casters [adjustable]	•	\$95
	OHC	OH Carpet Casters [adjustable]	•	\$65
	BC	Birch 65mm [2.5"] Dual Surface Casters		\$32
	HAB	High Profile Aluminum Base w/65mm Casters	•	\$65
	SS	Seat Slider [Standard 2.5" range] [not available with SC option]	•	\$85
	SE	Extended 3" Seat Slider [N/A with IES or SC]	•	\$85
	LU	Lumbar Support		\$75
	BHA	Back Height Adjustment with [BT-4] Control		N/A
	BHA	Back Height Adjustment with [DJ] Control		-
	BHA	Back Height Adjustment with [ST] Control	•	\$90
	IES	Inertia Ergonomic Small Seat [16"D   19"W]	•	-
	LS	Low Seat Height with 5" Travel***	•	\$53
	HS	High Cylinder 5.5"***	•	-
	CL	CAL TB133		\$95
FREIGHT OPTIONS	KD	Knocked Down	•	-
	BW	Blanket Wrapped - Fully Assembled [25 unit minimum]		\$75
	FA	Fully Assembled in Carton [25 unit minimum]		\$115
FREIGHT REQUIREMENTS	AS	Allseating Standard		-
	FQ	Special Freight Instructions [Call for Quote]		VAR
	GD	Guaranteed Delivery Date and Time [Call for Quote]		VAR

### TO ORDER SIMPLY FILL IN THE BLANKS

77	1							
SERIES	BACK STYLE	CONTROL	ARM	BACK MESH	OPTIONS For additional options separate with (-) hyphen.	FREIGHT OPTION	FREIGHT REQUIREMENTS	FABRIC CODE Please refer to allseating.com for fabric codes.





# INERTIA® MESH EXTRA HIGHBACK

DESIGN | ALLSEATING  
OPEN MARKET**BASE PRICE | \$630****77389-NA****FEATURES**

- 4.25" cylinder
- Black or smoke nylon base
- Mesh back
- Molded seat foam with upholstered stitch detail
- For arm features and travel specifications, see page 16
- Carpet casters
- 24|7 Warranty on Synchro Tilt [40] mechanism, options included are T2 arms and Seat Slider. For more details see page 161
- Lumbar Support: Raise or flatten the curvature of the lumbar using Inertia's Lumbar Support. Inflate the lumbar to increase support or deflate to decrease support.

**DIMENSIONS**

- Overall [Synchro Tilt]: 38.75"-43"H | 28.5"W | 28.5"D
- Overall [Deluxe Tilt J-Bar]: 40.75"-45"H | 28.5"W | 28.5"D
- Overall [Basic Synchro Tilt]: 39.25"-43.5"H | 28.5"W | 28.5"D
- Seat [Synchro Tilt]: 16.75"-21"H | 20"W | 19.5"D
- Seat [Deluxe Tilt J-Bar]: 17"-21.25"H | 20"W | 19.5"D
- Seat [Basic Synchro Tilt]: 17"-21.5"H | 20"W | 19.5"D
- Back: 21"H | 19"W
- COM: 0.75 yd.

**NOTES**

- Ships knocked down.
- For BW and FA freight options, minimum quantities apply
- Tension is adjustable on OHC and OHH casters to accommodate various surfaces
- All other features are dependant on the control specified. Please refer to Control Choice on page 8 for full description of available features.
- This product meets the requirements set forth in ANSI/BIFMA X5.1-2011 and is warranted for users up to 350 lbs.
- Dimensions are dependant on options selected. Product can be configured to comply with BIFMA G1-2002 guidelines.
- Smoke Finish | L2, T2 and 4D arms are the only arms available in Smoke and will match base when selected.
- \*\*\*Composite base and casters will be substituted if HS or LS is selected.
- For mesh model code see page 22.

Grade 1	Grade 2/ COM	Grade 3	Grade 4/COL	Grade 5	Grade 6	Grade 7	Grade 8	Leather 1	Leather 2	Leather 3
\$630	\$651	\$665	\$683	\$698	\$726	\$758	\$793	\$870	\$904	\$1,007

SERIES	77	Inertia Mesh Back	QS	\$
BACK STYLE	3	Extra Highback	•	-
CONTROL	89	Basic Synchro Tilt [BT-4]	•	-
	40	Synchro Tilt [ST]	•	\$78
	80	Deluxe Tilt J-Bar [DJ]	•	\$168
ARM	NA	No Arm	•	-
	CA	Conference Arm [Not Available with Deluxe Tilt J-Bar, AWK, or AWL]	•	\$48
	L2	Dual Function Arm [Not Available with AWK or AWL]		\$95
	T2	Task 2 Arm	•	\$115
	4D	4 Dimensional Arm	•	\$130
	MF	Multi-functional Arm [Width Adjustment Not Included]	•	\$158
	T7	Ergonomic Task Arm [Includes AWK]		\$295
FRAME FINISH	BKN	Black Nylon	•	-
	SKN	Smoke Nylon [Available arms L2, T2, 4D]		\$48
BACK MESH	M1	M1 Mesh		\$42
[see page 22 for mesh model code]	M2	M2 Mesh		\$126
	M3	M3 Mesh		\$126
	M4	M4 Mesh		\$126
	M7	M7 Mesh	•	-
	M10	M10 Mesh		\$45
OPTIONS	AWK	Adjustable Width Bracket [Knob][Not Included with MF Arm]	•	\$30
	AWL	Adjustment Width Bracket [Lever][Not Included with MF Arm]	•	\$40
	LH	65mm [2.5"] Dual Surface Casters	•	\$32
	OHH	OH Dual Surface Casters [adjustable]	•	\$95
	OHC	OH Carpet Casters [adjustable]	•	\$65
	BC	Birch 65mm [2.5"] Dual Surface Casters		\$32
	HAB	High Profile Aluminum Base w/65mm Casters	•	\$65
	SS	Seat Slider [Standard 2.5" range] [not available with SC option]	•	\$85
	SE	Extended 3" Seat Slider [N/A with IES or SC]	•	\$85
	LU	Lumbar Support		\$75
	BHA	Back Height Adjustment with [BT-4] Control		N/A
	BHA	Back Height Adjustment with [DJ] Control		-
	BHA	Back Height Adjustment with [ST] Control	•	\$90
	IES	Inertia Ergonomic Small Seat [16"D   19"W]	•	-
	LS	Low Seat Height with 5" Travel***	•	\$53
	HS	High Cylinder 5.5"***	•	-
	CL	CAL TB133		\$95
FREIGHT OPTIONS	KD	Knocked Down	•	-
	BW	Blanket Wrapped - Fully Assembled [25 unit minimum]		\$75
	FA	Fully Assembled in Carton [25 unit minimum]		\$115
FREIGHT REQUIREMENTS	AS	Allseating Standard		-
	FQ	Special Freight Instructions [Call for Quote]		VAR
	GD	Guaranteed Delivery Date and Time [Call for Quote]		VAR

**TO ORDER SIMPLY FILL IN THE BLANKS**

77	3							
SERIES	BACK STYLE	CONTROL	ARM	BACK MESH	OPTIONS For additional options separate with (-) hyphen.	FREIGHT OPTION	FREIGHT REQUIREMENTS	FABRIC CODE Please refer to allseating.com for fabric codes.





# INERTIA® +PLUS MESH BACK

DESIGN | ALLSEATING  
GSA SIN | 33721

**BASE PRICE | \$725**  
**77440-NA**

Grade 1	Grade 2/ COM	Grade 3	Grade 4/COL	Grade 5	Grade 6	Grade 7	Grade 8	Leather 1	Leather 2	Leather 3
\$725	\$753	\$771	\$795	\$816	\$853	\$895	\$942	\$1,045	\$1,090	\$1,227

## FEATURES

- 4.25" cylinder
- Black nylon base
- Mesh back
- Molded seat foam with upholstered stitch detail
- For arm features and travel specifications, see page 16
- Carpet casters
- Lumbar Support: Raise or flatten the curvature of the lumbar using Inertia's Lumbar Support. Inflate the lumbar to increase support or deflate to decrease support.

## DIMENSIONS

- Overall [Synchro Tilt]: 42.5"-46.75"H | 28.5"W | 28.5"D
- Seat [Synchro Tilt]: 18"- 22.25"H | 22"W | 20.5"D
- Back: 24"H | 22.5"W
- COM: 1 yd.

## NOTES

- Ships knocked down.
- For BW and FA freight options, minimum quantities apply
- All other features are dependant on the control specified. Please refer to Control Choice on page ?? for full description of available features.
- Tension is adjustable on OHC and OHH casters to accommodate various surfaces
- This product meets the requirements set forth in ANSI/BIFMA X5.1-2011 and is warranted for users up to 350 lbs.
- Dimensions are dependant on options selected. Product can be configured to comply with BIFMA G1-2002 guidelines.
- Smoke Finish | L2, T2 and 4D arms are the only arms available in Smoke and will match base when selected.
- \*\*\*Composite base and casters will be substituted if HS or LS is selected.
- For mesh model code see page 22.

SERIES	77	Inertia Mesh Back	QS	\$
BACK STYLE	4	+Plus	•	-
CONTROL	40	Synchro Tilt [ST]	•	-
ARM	NA	No Arm	•	-
	CA	Conference Arm [Not Available with AWK or AWL]		\$48
	T2	Task 2 Arm	•	\$115
	4D	4 Dimensional Arm	•	\$130
	MF	Multi-functional Arm [Width Adjustment Not Included]	•	\$158
	T7	Ergonomic Task Arm [Includes AWK]		\$295
BACK MESH [see page 22 for mesh model code]	M1	M1 Mesh		\$42
	M2	M2 Mesh		\$126
	M3	M3 Mesh		\$126
	M4	M4 Mesh		\$126
	M7	M7 Mesh	•	-
	M10	M10 Mesh		\$42
OPTIONS	AWK	Adjustable Width Bracket [Knob][Not Included with MF Arm]	•	\$30
	AWL	Adjustment Width Bracket [Lever][Not Included with MF Arm]	•	\$40
	LH	65mm [2.5"] Dual Surface Casters	•	\$32
	OHH	OH Dual Surface Casters [adjustable]	•	\$95
	OHC	OH Carpet Casters [adjustable]	•	\$63
	G	Glides*** [N/A with HAB]	•	\$30
	HAB	High Profile Aluminum Base w/65mm Casters	•	\$65
	LU	Lumbar Support		\$75
	CL	CAL TB133		\$95
FREIGHT OPTIONS	KD	Knocked Down		-
	BW	Blanket Wrapped - Fully Assembled [25 unit minimum]		\$75
	FA	Fully Assembled in Carton [25 unit minimum]		\$115
FREIGHT REQUIREMENTS	AS	Allseating Standard		-
	FQ	Special Freight Instructions [Call for Quote]		VAR
	GD	Guaranteed Delivery Date and Time [Call for Quote]		VAR

## TO ORDER SIMPLY FILL IN THE BLANKS

77	4	40						
SERIES	BACK STYLE	CONTROL	ARM	BACK MESH	OPTIONS For additional options separate with (-) hyphen.	FREIGHT OPTION	FREIGHT REQUIREMENTS	FABRIC CODE Please refer to allseating.com for fabric codes.



# INERTIA® MESH STOOL

DESIGN | ALLSEATING  
GSA SIN | 33721

## FEATURES

- 8" cylinder
- Composite base
- Molded seat foam
- For arm features and travel specifications, see page ??
- Adjustable Foot ring
- Carpet casters
- Includes height adjustable foot ring
- Air pump controls
- Lumbar Support: Raise or flatten the curvature of the lumbar using Inertia's Lumbar Support. Inflate the lumbar to increase support or deflate to decrease support.

## DIMENSIONS

- Overall [Basic Stool]:  
38"- 45.5"H | 28"W | 28"D
- Seat [Basic Stool]:  
20.25"- 27.75"H | 20"W | 19.5"D
- Overall [10" Stool]:  
38.5"-48.5"H | 27"W | 27"D
- Seat [10" Stool]:  
20.75"-30.75"H | 20"W | 19.5"D
- Back: 19"H | 19"W
- COM Full: 1.75 yd.

## NOTES

- Ships knocked down
- For BW and FA freight options, minimum quantities apply
- Tension is adjustable on OHC and OHH casters to accommodate various surfaces
- This product meets the requirements set forth in ANSI/BIFMA X5.1-2011 and is warranted for users up to 350 lbs.
- Dimensions are dependant on options selected. Product can be configured to comply with BIFMA G1-2002 guidelines.
- For mesh model code see page 22.

## BASE PRICE | \$710

77019-NA

Grade 1	Grade 2/ COM	Grade 3	Grade 4/COL	Grade 5	Grade 6	Grade 7	Grade 8	Leather 1	Leather 2	Leather 3
\$710	\$731	\$745	\$763	\$778	\$806	\$838	\$873	\$950	\$984	\$1,087

SERIES	77	Inertia Mesh Back	QS	\$
BACK STYLE	0	Midback	•	-
CONTROL	19	Basic Stool [B2]	•	-
ARM	NA	No Arm	•	-
	T2	Task 2 Arm	•	\$115
	4D	4 Dimensional Arm	•	\$130
	MF	Multi-functional Arm [Width Adjustment Not Included]	•	\$158
FRAME FINISH	BKN	Black Nylon	•	-
	SKN	Smoke Nylon [Available arms L2, T2, 4D]		\$48
BACK MESH	M1	M1 Mesh		\$42
[see page 22 for mesh model code]	M2	M2 Mesh		\$126
	M3	M3 Mesh		\$126
	M4	M4 Mesh		\$126
	M7	M7 Mesh	•	-
	M10	M10 Mesh		\$42
OPTIONS	AWL	Adjustment Width Bracket [Lever][Not Included with MF Arm]	•	\$40
	AWK	Adjustable Width Bracket [Knob]	•	\$30
	H	Dual Surface Casters [10" Stool Only]	•	\$30
	LH	Dual Surface Casters [8" Stool Only]	•	\$32
	OHH	OH Dual Surface Casters [adjustable   8" Stool Only]	•	\$95
	OHC	OH Carpet Casters [adjustable   8" Stool Only]	•	\$63
	G	Glides [10" Stool Only]	•	\$30
	AB	Aluminum Base	•	\$65
	SS	Seat Slider Seat Slider [Standard 2.5" range] [8" Cylinder Only]	•	\$85
	LU	Lumbar Support		\$75
	10	10" Stool Package	•	\$36
	IES	Inertia Ergonomic Small Seat [16"D   19"W]		-
	CL	CAL TB133		\$95
FREIGHT OPTIONS	KD	Knocked Down		-
	BW	Blanket Wrapped - Fully Assembled [25 unit minimum]		\$75
	FA	Fully Assembled in Carton [25 unit minimum]		\$115
FREIGHT REQUIREMENTS	AS	Allseating Standard		-
	FQ	Special Freight Instructions [Call for Quote]		VAR
	GD	Guaranteed Delivery Date and Time [Call for Quote]		VAR

## TO ORDER SIMPLY FILL IN THE BLANKS

77	-	0	-	19	-		-		-		-		-		
SERIES		BACK STYLE		CONTROL		ARM		BACK MESH		OPTIONS For additional options separate with (-) hyphen.		FREIGHT OPTION		FREIGHT REQUIRE- MENTS	FABRIC CODE Please refer to allseating.com for fabric codes.



# INERTIA® MESH SIDE

DESIGN | ALLSEATING  
GSA SIN | 33721

## FEATURES

- Mesh back
- Upholstered seat
- Black non-marring glides
- Stacks 10 on a dolly
- Stacks 5 on the floor
- Stacks 2 high with casters

## DIMENSIONS

- Side Overall NA: 32"H | 18"W | 24"D
- Side Overall WA: 32"H | 24"W | 24"D
- Seat: 17.5"H | 18"W | 18.5"D
- Back: 14.5"H | 18"W
- COM Full: 0.75 yd.
- +Plus Overall NA: 32"H | 20"W | 24"D
- +Plus Overall WA: 32"H | 26"W | 24"D
- Seat: 17.5"H | 19"W | 18.5"D
- Back: 14.5"H | 20"W
- COM Full: 0.75 yd.
- Dolly-10: 48"H | 22"W | 32"D
- Dolly-10 Fully Loaded: 66"H | 24"W | 36"D

## NOTES

- Ships fully assembled.
- For BW freight option, minimum quantities apply
- Tension is adjustable on OHC and OHH casters to accommodate various surfaces
- For orders of less than 2, a cartoning surcharge of \$22 net will be incurred per order.
- Inertia Dolly-10 not available for +Plus Side.
- This product meets the requirements set forth in ANSI/BIFMA X5.1-2011 and is warranted for users up to 350 lbs.
- For mesh model code see page 22.

## BASE PRICE | \$350

### 77054-NA

Grade 1	Grade 2/ COM	Grade 3	Grade 4/COL	Grade 5	Grade 6	Grade 7	Grade 8	Leather 1	Leather 2	Leather 3
\$350	\$371	\$385	\$403	\$418	\$446	\$478	\$513	\$590	\$624	\$727

SERIES	77	Inertia Mesh Back	QS	\$
BACK STYLE	0	Midback	•	-
	4	+Plus		\$30
LEG	54	4 Leg	•	-
ARM	NA	No Arm	•	-
	WA	Inertia Guest Arm	•	\$45
FRAME FINISH	SIL	Silver	•	-
	BK	Black	•	-
	GM	Metallic Gunmetal	•	-
BACK MESH (see page 22 for mesh model code)	M1	M1 Mesh		\$21
	M2	M2 Mesh		\$63
	M3	M3 Mesh		\$63
	M4	M4 Mesh		\$63
	M7	M7 Mesh	•	-
	M10	M10 Mesh		\$42
OPTIONS	CA	Carpet Casters	•	\$48
	TC	Tile Casters	•	\$55
	GBWA	Ganging Brackets with Arms	•	\$35
	GBNA	Ganging Brackets No Arms	•	\$35
	CL	CAL TB133		\$95
FREIGHT OPTIONS	FA	Fully Assembled		-
	BW	Blanket Wrapped - Fully Assembled (25 unit minimum)		\$35
FREIGHT REQUIREMENTS	AS	Allseating Standard		-
	FQ	Special Freight Instructions (Call for Quote)		VAR
	GD	Guaranteed Delivery Date and Time (Call for Quote)		VAR

	Inertia Dolly -10	(N/A for +Plus) Please ensure Dolly has separate model/line item with quantities specified	\$360
--	-------------------	--	-------

## TO ORDER SIMPLY FILL IN THE BLANKS

77	-		-	54	-		-		-		-		-		-		-	
SERIES		BACK STYLE		LEG		ARM		FRAME FINISH		BACK MESH		OPTIONS For additional options separate with (-) hyphen.		FREIGHT REQUIREMENTS		FABRIC CODE Please refer to allseating.com for fabric codes.		

INFO  
PLANS  
ASTUTE  
TUNE  
CHORDS  
DO  
PARTY TIME  
DRILL  
CHANCE  
FOOT  
INERTIA  
DATE  
JIF  
LI  
LENO  
MANTRA  
PRATA  
PRESTO  
RAINBOW  
REQUITE  
RES  
RUHE  
THERAPOD  
TUCK  
WATSON  
YOU  
ZIP



# INERTIA® UPHOLSTERED MIDBACK

DESIGN | ALLSEATING  
GSA SIN | 33721**BASE PRICE | \$690**  
**79089-NA**

Grade 1	Grade 2/ COM	Grade 3	Grade 4/COL	Grade 5	Grade 6	Grade 7	Grade 8	Leather 1	Leather 2	Leather 3
\$690	\$739	\$771	\$813	\$849	\$914	\$988	\$1,070	\$1,249	\$1,329	\$1,569

**FEATURES**

- 4.25" cylinder
- Black nylon base
- Molded seat foam with stitched upholstery detail
- For arm features and travel specifications, see page 16
- Carpet casters
- 24/7 Warranty on Synchro Tilt (40) mechanism, options included are T2 arms and Seat Slider. For more details see page 161

**DIMENSIONS**

- Overall [Synchro Tilt]: 35.5"- 39.75"H | 28.5"W | 28.5"D
- Overall [Deluxe Tilt J-Bar]: 37"-41.25"H | 28.5" W | 28.5"D
- Overall [Basic Synchro Tilt]: 36"-40.5"H | 28.5"W | 28.5"D
- Seat [Synchro Tilt]: 16.75"-21"H | 20"W | 19.5"D
- Seat [Deluxe Tilt J-Bar]: 17"- 21.25"H | 20"W | 19.5"D
- Seat [Basic Synchro Tilt]: 17"-21.5"H | 20"W | 19.5"D
- Back: 21"H | 19"W
- COM Full: 1.75 yd.

**NOTES**

- Ships knocked down.
- For BW and FA freight options, minimum quantities apply
- All other features are dependant on the control specified. Please refer to Control Choice on page 8 for full description of available features.
- Tension is adjustable on OHC and OHH casters to accommodate various surfaces
- This product meets the requirements set forth in ANSI/BIFMA X5.1-2011 and is warranted for users up to 350 lbs.
- Dimensions are dependant on options selected. Product can be configured to comply with BIFMA G1-2002 guidelines.
- Smoke Finish | L2, T2 and 4D arms are the only arms available in Smoke and will match base when selected
- \*\*\*Composite base and casters will be substituted if LS is selected.

SERIES	79	Inertia Upholstered	QS	\$
BACK STYLE	0	Midback	•	-
CONTROL	89	Basic Synchro Tilt [BT-4]	•	-
	40	Synchro Tilt [ST]	•	\$78
	80	Deluxe Tilt J-Bar [DJ]	•	\$168
ARM	NA	No Arm	•	-
	CA	Conference Arm [Not Available with Deluxe Tilt J-Bar, AWK, or AWL]	•	\$48
	L2	Dual Function Arm [Not Available with AWK or AWL]	•	\$95
	T2	Task 2 Arm	•	\$115
	4D	4 Dimensional Arm	•	\$130
	MF	Multi-functional Arm [Width Adjustment Not Included]	•	\$158
	T7	Ergonomic Task Arm [Includes AWK]	•	\$295
FRAME FINISH	BKN	Black Nylon	•	-
	SKN	Smoke Nylon [Available arms L2, T2, 4D]	•	\$48
OPTIONS	SC	Sit to Counter [Black frame and Synchro Tilt only]	•	\$138
	AWK	Adjustable Width Bracket [Knob][Not Included with MF Arm]	•	\$30
	AWL	Adjustment Width Bracket [Lever][Not Included with MF Arm]	•	\$40
	LH	65mm [2.5"] Dual Surface Casters	•	\$32
	OHH	OH Dual Surface Casters [adjustable]	•	\$95
	OHC	OH Carpet Casters [adjustable]	•	\$63
	BC	Birch 65mm [2.5"] Dual Surface Casters	•	\$32
	HAB	High Profile Aluminum Base w/65mm Casters	•	\$65
	SS	Seat Slider [Standard 2.5" range] [not available with SC option]	•	\$85
	SE	Extended 3" Seat Slider [N/A with IES or SC]	•	\$85
	BHA	Back Height Adjustment with [BT-4] Control	•	N/A
	BHA	Back Height Adjustment with [DJ] Control	•	-
	BHA	Back Height Adjustment with [ST] Control	•	\$90
	IES	Inertia Ergonomic Small Seat [16"D   19"W]	•	-
	LS	Low Seat Height with 5" Travel***	•	\$53
	HS	High Cylinder 5.5****	•	-
	CL	CAL TB133	•	\$95
FREIGHT OPTIONS	KD	Knocked Down	•	-
	BW	Blanket Wrapped - Fully Assembled [25 unit minimum]	•	\$75
	FA	Fully Assembled in Carton [25 unit minimum]	•	\$115
FREIGHT REQUIREMENTS	AS	Allseating Standard	•	-
	FQ	Special Freight Instructions [Call for Quote]	•	VAR
	GD	Guaranteed Delivery Date and Time [Call for Quote]	•	VAR

**TO ORDER SIMPLY FILL IN THE BLANKS**

79	0						
SERIES	BACK STYLE	CONTROL	ARM	OPTIONS For additional options separate with (-) hyphen.	FREIGHT OPTION	FREIGHT REQUIREMENTS	FABRIC CODE Please refer to allseating.com for fabric codes.



# INERTIA<sup>®</sup> UPHOLSTERED HIGHBACK

DESIGN | ALLSEATING  
GSA SIN | 33721**BASE PRICE | \$775**  
**79189-NA**

Grade 1	Grade 2/ COM	Grade 3	Grade 4/COL	Grade 5	Grade 6	Grade 7	Grade 8	Leather 1	Leather 2	Leather 3
\$775	\$831	\$867	\$915	\$957	\$1,031	\$1,115	\$1,209	\$1,414	\$1,505	\$1,779

## FEATURES

- 4.25" cylinder
- Black nylon base
- Molded seat foam with upholstered stitch detail
- For arm features and travel specifications, see page 16
- Carpet casters
- 24/7 Warranty on Synchro Tilt (40) mechanism, options included are T2 arms and Seat Slider. For more details see page 161

## DIMENSIONS

- Overall [Synchro Tilt]: 38.75"-43"H | 28.5"W | 28.5"D
- Overall [Deluxe Tilt J-Bar]: 40.75"-45"H | 28.5"W | 28.5"D
- Overall [Basic Synchro Tilt]: 39.25"-43.5"H | 28.5"W | 28.5"D
- Seat [Synchro Tilt]: 16.75"-21"H | 20"W | 19.5"D
- Seat [Deluxe Tilt J-Bar]: 17"-21.25"H | 20"W | 19.5"D
- Seat [Basic Synchro Tilt]: 17"-21.5"H | 20"W | 19.5"D
- Back: 21"H | 19"W
- COM Full: 2 yd.

## NOTES

- Ships knocked down.
- For BW and FA Freight Options, minimum quantities apply, please check with Sales Support for details.
- All other features are dependant on the control specified. Please refer to Control Choice on page 8 for full description of available features.
- Tension is adjustable on OHC and OHH casters to accommodate various surfaces
- This product meets the requirements set forth in ANSI/BIFMA X5.1-2011 and is warranted for users up to 350 lbs.
- Dimensions are dependant on options selected. Product can be configured to comply with BIFMA G1-2002 guidelines.
- Smoke Finish | L2, T2 and 4D arms are the only arms available in Smoke and will match base when selected
- If requiring a 3" seat slider, please specify with code SE rather than SS
- \*\*\*Composite base and casters will be substituted if LS is selected.

SERIES	79	Inertia Upholstered	QS	\$
BACK STYLE	1	Highback	•	-
CONTROL	89	Basic Synchro Tilt (BT-4)	•	-
	40	Synchro Tilt (ST)	•	\$78
	80	Deluxe Tilt J-Bar (DJ)	•	\$168
ARM	NA	No Arm	•	-
	CA	Conference Arm (Not Available with Deluxe Tilt J-Bar, AWK, or AWL)	•	\$48
	L2	Dual Function Arm [Not Available with AWK or AWL]	•	\$95
	T2	Task 2 Arm	•	\$115
	4D	4 Dimensional Arm	•	\$130
	MF	Multi-functional Arm [Width Adjustment Not Included]	•	\$158
	T7	Ergonomic Task Arm [Includes AWK]	•	\$295
FRAME FINISH	BKN	Black Nylon	•	-
	SKN	Smoke Nylon (Available arms L2, T2, 4D)	•	\$48
OPTIONS	AWK	Adjustable Width Bracket [Knob][Not Included with MF Arm]	•	\$30
	AWL	Adjustment Width Bracket [Lever][Not Included with MF Arm]	•	\$40
	LH	65mm (2.5") Dual Surface Casters	•	\$32
	OHH	OH Dual Surface Casters [adjustable]	•	\$95
	OHC	OH Carpet Casters [adjustable]	•	\$63
	BC	Birch 65mm (2.5") Dual Surface Casters	•	\$32
	HAB	High Profile Aluminum Base w/65mm Casters	•	\$65
	SS	Seat Slider (Standard 2.5" range) (not available with SC option)	•	\$85
	SE	Extended 3" Seat Slider [N/A with IES or SC]	•	\$85
	BHA	Back Height Adjustment with (BT-4) Control	•	N/A
	BHA	Back Height Adjustment with (DJ) Control	•	-
	BHA	Back Height Adjustment with (ST) Control	•	\$90
	IES	Inertia Ergonomic Small Seat (16"D   19"W)	•	-
	LS	Low Seat Height with 5" Travel***	•	\$53
	HS	High Cylinder 5.5"***	•	-
	CL	CAL TB133	•	\$95
FREIGHT OPTIONS	KD	Knocked Down	•	-
	BW	Blanket Wrapped - Fully Assembled [25 unit minimum]	•	\$75
	FA	Fully Assembled in Carton [25 unit minimum]	•	\$115
FREIGHT REQUIREMENTS	AS	Allseating Standard	•	-
	FQ	Special Freight Instructions (Call for Quote)	•	VAR
	GD	Guaranteed Delivery Date and Time (Call for Quote)	•	VAR

## TO ORDER SIMPLY FILL IN THE BLANKS

79	1						
SERIES	BACK STYLE	CONTROL	ARM	OPTIONS For additional options separate with (-) hyphen.	FREIGHT OPTION	FREIGHT REQUIREMENTS	FABRIC CODE Please refer to allseating.com for fabric codes.



# INERTIA<sup>®</sup> UPHOLSTERED EXTRA HIGHBACK

DESIGN | ALLSEATING  
OPEN MARKET**BASE PRICE | \$828**  
**79389-NA**

Grade 1	Grade 2/ COM	Grade 3	Grade 4/COL	Grade 5	Grade 6	Grade 7	Grade 8	Leather 1	Leather 2	Leather 3
\$828	\$884	\$920	\$968	\$1,010	\$1,084	\$1,168	\$1,262	\$1,467	\$1,558	\$1,832

## FEATURES

- 4.25" cylinder
- Black nylon base
- Molded seat foam with upholstered stitch detail
- For arm features and travel specifications, see page 16
- Carpet casters
- 24|7 Warranty on Synchro Tilt (40) mechanism, options included are T2 arms and Seat Slider. For more details see page 161

## DIMENSIONS

- Overall [Synchro Tilt]: 38.75"- 43"H | 28.5"W | 28.5"D
- Overall [Deluxe Tilt J-Bar]: 40.75"-45"H | 28.5" W | 28.5"D
- Overall [Basic Synchro Tilt]: 39.25"- 43.5"H | 28.5"W | 28.5"D
- Seat [Synchro Tilt]: 16.75"-21"H | 20"W | 19.5"D
- Seat [Deluxe Tilt J-Bar]: 17"- 21.25"H | 20"W | 19.5"D
- Seat [Basic Synchro Tilt]: 17"-21.5"H | 20"W | 19.5"D
- Back: 21"H | 19"W
- COM Full: 2 yd.

## NOTES

- Ships knocked down.
- For BW and FA Freight Options, minimum quantities apply, please check with Sales Support for details.
- All other features are dependant on the control specified. Please refer to Control Choice on page 8 for full description of available features.
- Tension is adjustable on OHC and OHH casters to accommodate various surfaces
- This product meets the requirements set forth in ANSI/BIFMA X5.1-2011 and is warranted for users up to 350 lbs.
- Dimensions are dependant on options selected. Product can be configured to comply with BIFMA G1-2002 guidelines.
- Smoke Finish | L2, T2 and 4D arms are the only arms available in Smoke and will match base when selected
- If requiring a 3" seat slider, please specify with code SE rather than SS
- \*\*\*Composite base and casters will be substituted if LS is selected.

SERIES	79	Inertia Upholstered	QS	\$
BACK STYLE	3	Extra Highback	•	-
CONTROL	89	Basic Synchro Tilt (BT-4)	•	-
	40	Synchro Tilt (ST)	•	\$78
	80	Deluxe Tilt J-Bar (DJ)	•	\$168
ARM	NA	No Arm	•	-
	CA	Conference Arm (Not Available with Deluxe Tilt J-Bar, AWK, or AWL)	•	\$48
	L2	Dual Function Arm [Not Available with AWK or AWL]	•	\$95
	T2	Task 2 Arm	•	\$115
	4D	4 Dimensional Arm	•	\$130
	MF	Multi-functional Arm [Width Adjustment Not Included]	•	\$158
	T7	Ergonomic Task Arm [Includes AWK]	•	\$295
FRAME FINISH	BKN	Black Nylon	•	-
	SKN	Smoke Nylon (Available arms L2, T2, 4D)	•	\$48
OPTIONS	AWK	Adjustable Width Bracket [Knob][Not Included with MF Arm]	•	\$30
	AWL	Adjustment Width Bracket [Lever][Not Included with MF Arm]	•	\$40
	LH	65mm (2.5") Dual Surface Casters	•	\$32
	OHH	OH Dual Surface Casters [adjustable]	•	\$95
	OHC	OH Carpet Casters [adjustable]	•	\$63
	BC	Birch 65mm (2.5") Dual Surface Casters	•	\$32
	HAB	High Profile Aluminum Base w/65mm Casters	•	\$65
	SS	Seat Slider (Standard 2.5" range) (not available with SC option)	•	\$85
	SE	Extended 3" Seat Slider [N/A with IES or SC]	•	\$85
	BHA	Back Height Adjustment with (BT-4) Control		N/A
	BHA	Back Height Adjustment with (DJ) Control		-
	BHA	Back Height Adjustment with (ST) Control		\$90
	IES	Inertia Ergonomic Small Seat (16"D   19"W)		-
	LS	Low Seat Height with 5" Travel***		\$53
	HS	High Cylinder 5.5"***		-
	CL	CAL TB133		\$95
FREIGHT OPTIONS	KD	Knocked Down		-
	BW	Blanket Wrapped - Fully Assembled [25 unit minimum]		\$75
	FA	Fully Assembled in Carton [25 unit minimum]		\$115
FREIGHT REQUIREMENTS	AS	Allseating Standard		-
	FQ	Special Freight Instructions (Call for Quote)		VAR
	GD	Guaranteed Delivery Date and Time (Call for Quote)		VAR

## TO ORDER SIMPLY FILL IN THE BLANKS

79	3						
SERIES	BACK STYLE	CONTROL	ARM	OPTIONS For additional options separate with (-) hyphen.	FREIGHT OPTION	FREIGHT REQUIREMENTS	FABRIC CODE Please refer to allseating.com for fabric codes.





# INERTIA<sup>®</sup> UPHOLSTERED +PLUS

DESIGN | ALLSEATING  
GSA SIN | 33721

**BASE PRICE | \$915**  
**79440-NA**

Grade 1	Grade 2/ COM	Grade 3	Grade 4/COL	Grade 5	Grade 6	Grade 7	Grade 8	Leather 1	Leather 2	Leather 3
\$915	\$971	\$1,007	\$1,055	\$1,097	\$1,171	\$1,255	\$1,349	\$1,554	\$1,645	\$1,919

## FEATURES

- 4.25" cylinder
- Black nylon base
- Molded seat foam with stitched upholstery detail
- For arm features and travel specifications, see page 16
- Carpet casters

## DIMENSIONS

- Overall [Synchro Tilt]: 42.5"- 46.75"H | 28.5"W | 28.5"D
- Seat: 18"- 22.25"H | 22"W | 20.5"D
- Back: 24"H | 22.5"W
- COM Full: 2 yd.

## NOTES

- Ships knocked down.
- For BW and FA Freight Options, minimum quantities apply, please check with Sales Support for details.
- All other features are dependant on the control specified. Please refer to Control Choice on page 8 for full description of available features.
- Tension is adjustable on OHC and OHH casters to accommodate various surfaces
- This product meets the requirements set forth in ANSI/ BIFMA X5.1-2011 and is warranted for users up to 350 lbs.
- Dimensions are dependant on options selected. Product can be configured to comply with BIFMA G1-2002 guidelines.
- \*\*\*Composite base will be substituted if these options are selected.

SERIES	79	Inertia Upholstered	QS	\$
BACK STYLE	4	+Plus	•	-
CONTROL	40	Synchro Tilt (ST)	•	-
ARM	NA	No Arm	•	-
	CA	Conference Arm [Not Available with AWK or AWL]	•	\$48
	T2	Task 2 Arm	•	\$115
	4D	4 Dimensional Arm	•	\$130
	MF	Multi-functional Arm [Width Adjustment Not Included]	•	\$158
	T7	Ergonomic Task Arm [Includes AWK]	•	\$295
OPTIONS	AWK	Adjustable Width Bracket [Knob][Not Included with MF Arm]	•	\$30
	AWL	Adjustment Width Bracket [Lever][Not Included with MF Arm]	•	\$40
	LH	65mm (2.5") Dual Surface Casters	•	\$32
	OHH	OH Dual Surface Casters [adjustable]	•	\$95
	OHC	OH Carpet Casters [adjustable]	•	\$63
	HAB	High Profile Aluminum Base w/65mm Casters (Black frame only)	•	\$65
	CL	CAL TB133	•	\$95
FREIGHT OPTIONS	KD	Knocked Down		-
	BW	Blanket Wrapped - Fully Assembled [25 unit minimum]		\$75
	FA	Fully Assembled in Carton [25 unit minimum]		\$115
FREIGHT REQUIREMENTS	AS	Allseating Standard		-
	FQ	Special Freight Instructions (Call for Quote)		VAR
	GD	Guaranteed Delivery Date and Time (Call for Quote)		VAR

## TO ORDER SIMPLY FILL IN THE BLANKS

79	4	40					
SERIES	BACK STYLE	CONTROL	ARM	OPTIONS For additional options separate with (-) hyphen.	FREIGHT OPTION	FREIGHT REQUIRE- MENTS	FABRIC CODE Please refer to allseating.com for fabric codes.





# INERTIA<sup>®</sup> UPHOLSTERED STOOL

DESIGN | ALLSEATING  
GSA SIN | 33721

**BASE PRICE | \$840**  
**79019-NA**

Grade 1	Grade 2/ COM	Grade 3	Grade 4/COL	Grade 5	Grade 6	Grade 7	Grade 8	Leather 1	Leather 2	Leather 3
\$840	\$889	\$921	\$963	\$999	\$1,064	\$1,138	\$1,220	\$1,399	\$1,479	\$1,719

## FEATURES

- 8" cylinder
- Composite base
- Molded seat foam with stitched upholstery detail
- For arm features and travel specifications, see page 16
- Adjustable foot ring
- Carpet casters
- Includes height adjustable foot ring

## DIMENSIONS

- Overall [Basic Stool]:  
38"- 45.5"H | 28"W | 28"D
- Seat [Basic Stool]:  
20.25"- 27.75"H | 20"W | 19.5"D
- Overall [10" Stool]:  
38.5"-48.5"H | 27"W | 27"D
- Seat [10" Stool]:  
20.75"-30.75"H | 20"W | 19.5"D
- Back: 19"H | 19"W
- COM Full: 1.75 yd.

## NOTES

- Ships knocked down.
- For BW and FA Freight Options, minimum quantities apply, please check with Sales Support for details.
- Tension is adjustable on OHC and OHH casters to accommodate various surfaces
- This product meets the requirements set forth in ANSI/ BIFMA X5.1-2011 and is warranted for users up to 350 lbs.
- Dimensions are dependant on options selected. Product can be configured to comply with BIFMA G1-2002 guidelines.

SERIES	79	Inertia Upholstered	QS	\$
BACK STYLE	0	Midback	•	-
CONTROL	19	Basic Stool [B2]	•	-
ARM	NA	No Arm	•	-
	T2	Task 2 Arm	•	\$115
	4D	4 Dimensional Arm	•	\$130
	MF	Multi-functional Arm [Width Adjustment Not Included]	•	\$158
FRAME FINISH	BKN	Black Nylon	•	-
	SKN	Smoke Nylon (Available arms L2, T2, 4D)		\$48
OPTIONS	AWL	Adjustment Width Bracket [Lever][Not Included with MF Arm]	•	\$40
	AWK	Adjustable Width Bracket [Knob]	•	\$30
	H	Dual Surface Casters [10" Stool Only]	•	\$30
	LH	Dual Surface Casters [8" Stool Only]	•	\$32
	OHH	OH Dual Surface Casters [adjustable]	•	\$95
	OHC	OH Carpet Casters [adjustable]	•	\$63
	G	Glides [10" Stool Only]	•	\$30
	AB	Aluminum Base	•	\$65
	SS	Seat Slider [Available on 8" Cylinder Only]	•	\$85
	10	10" Stool Package	•	\$36
	IES	Inertia Ergonomic Small Seat [16"D   19"W]		-
	CL	CAL TB133		\$95
FREIGHT OPTIONS	KD	Knocked Down		-
	BW	Blanket Wrapped - Fully Assembled [25 unit minimum]		\$75
	FA	Fully Assembled in Carton [25 unit minimum]		\$115
FREIGHT REQUIREMENTS	AS	Allseating Standard		-
	FQ	Special Freight Instructions [Call for Quote]		VAR
	GD	Guaranteed Delivery Date and Time [Call for Quote]		VAR

## TO ORDER SIMPLY FILL IN THE BLANKS

79	-	0	-	19	-		-		-		-		-	
SERIES		BACK STYLE		CONTROL		ARM		OPTIONS For additional options separate with (-) hyphen.		FREIGHT OPTION		FREIGHT REQUIRE- MENTS		FABRIC CODE Please refer to allseating.com for fabric codes.



# INERTIA<sup>®</sup> UPHOLSTERED SIDE

DESIGN | ALLSEATING  
GSA SIN | 33721

## BASE PRICE | \$425

79054-NA

CODE	Grade 1	Grade 2/ COM	Grade 3	Grade 4/ COL	Grade 5	Grade 6	Grade 7	Grade 8	Leather 1	Leather 2	Leather 3
79054	\$425	\$467	\$494	\$530	\$562	\$617	\$680	\$751	\$904	\$973	\$1,178
79454	\$468	\$517	\$549	\$591	\$627	\$692	\$766	\$848	\$1,027	\$1,107	\$1,347

### FEATURES

- Upholstered seat
- Wall-saving designed frame
- Black non-marring glides
- Stacks 10 on a dolly
- Stacks 5 on the floor
- Stacks 2 high with casters

### DIMENSIONS

- Side Overall NA: 32"H | 18"W | 24"D
- Side Overall WA: 32"H | 24"W | 24"D
- Seat: 17.5"H | 18"W | 18.5"D
- Back: 14.5"H | 18"W
- COM Full: 1.5 yd.
- +Plus Overall NA: 32"H | 20"W | 24"D
- +Plus Overall WA: 32"H | 26"W | 24"D
- +Plus Seat: 17.5"H | 19"W | 18.5"D
- +Plus Back: 14.5"H | 20"W
- +Plus COM Full: 1.75 yd.
- Dolly-10: 48"H | 22"W | 32"D
- Dolly-10 Fully Loaded:  
66"H | 24"W | 36"D

SERIES	79	Inertia Upholstered	QS	\$
BACK STYLE	0	Midback	•	VAR
	4	+Plus		VAR
LEG	54	4 Leg	•	-
ARM	NA	No Arm	•	-
	WA	Inertia Guest Arm	•	\$45
FRAME FINISH	SIL	Silver	•	-
	BK	Black	•	-
	GM	Metallic Gunmetal		-
OPTIONS	CA	Carpet Casters	•	\$48
	TC	Dual Casters	•	\$55
	GBWA	Ganging Brackets with Arms	•	\$35
	GBNA	Ganging Brackets No Arms	•	\$35
	CL	CAL TB133		\$95
FREIGHT OPTIONS	FA	Fully Assembled in Carton [25 unit minimum]		-
	BW	Blanket Wrapped - Fully Assembled [25 unit minimum]		\$35
FREIGHT REQUIREMENTS	AS	Allseating Standard		-
	FQ	Special Freight Instructions (Call for Quote)		VAR
	GD	Guaranteed Delivery Date and Time (Call for Quote)		VAR

	Inertia Dolly -10	(N/A for +Plus) Please ensure Dolly has separate model/line item with quantities specified	\$355
--	----------------------	---	-------

### NOTES

- For orders of less than 2, a cartoning surcharge of \$22 net will be incurred per order.
- Inertia Dolly-10 not available for +Plus Side.
- This product meets the requirements set forth in ANSI/BIFMA X5.1-2011 and is warranted for users up to 350 lbs.

### TO ORDER SIMPLY FILL IN THE BLANKS

79	-		-	54	-		-		-		-		-		-		-	
SERIES		BACK STYLE		LEG		ARM		FRAME FINISH		OPTIONS For additional options separate with (-) hyphen.		FREIGHT OPTION		FREIGHT REQUIRE- MENTS		FABRIC CODE Please refer to allseating.com for fabric codes.		

## INNATE® MIDBACK

DESIGN | TODD YETMAN  
OPEN MARKET

## FEATURES

- 4.5" cylinder
- Molded seat foam
- Adjustable lumbar included
- Optional Birch frame and base features black mechanism and black carpet casters
- Integrated seat slider
- Optional adjustable headrest [fabric will match rest of chair]

## DIMENSIONS

## Weight Activated Mechanism

- Overall No Headrest:  
37.5"-41.5" H | 26.75" W | 29" D
- Overall With Headrest:  
46.5"-50.5" H | 26.75" W | 29" D
- Seat: 16.5" - 20.25" H | 19.75" W | 18.5" D [PAN] | 16.75"-18.75" [FROM LUMBAR]
- Back: 20.5" H | 17.5" W

## Synchro Tilt Mechanism

- Overall No Headrest:  
37.75"-41.75" H | 26.25" W | 29" D
- Overall With Headrest:  
46.75"-50.75" H | 26.25" W | 29" D
- Seat: 16.75" - 20.5" H | 19.75" W | 18.5" D [PAN] | 16.75"-18.75" [FROM LUMBAR]
- Back: 20.5" H | 17.5" W
- COM Seat and Back: 1.5 yards
- COM Headrest: 0.25 yards

## NOTES

- Ships knocked down
- For BW and FA Freight Options minimum quantities apply, please check with Sales Support for details.
- This product meets the requirements set forth in ANSI/BIFMA X5.1-2011 and is warranted for users up to 350 lbs.

## BASE PRICE | \$1,195

62034-N2

CODE	Grade 1	Grade 2/ COM	Grade 3	Grade 4/ COL	Grade 5	Grade 6	Grade 7	Grade 8	Leather 1	Leather 2	Leather 3
62034-N2	\$1,195	\$1,237	\$1,264	\$1,300	\$1,332	\$1,387	\$1,450	\$1,521	\$1,674	\$1,743	\$1,948
62042-N3	\$1,450	\$1,492	\$1,519	\$1,555	\$1,587	\$1,642	\$1,705	\$1,776	\$1,929	\$1,998	\$2,203
HEADREST	\$250	\$257	\$262	\$268	\$273	\$282	\$293	\$304	\$330	\$341	\$376

SERIES	62	Innate	QS	\$
BACK STYLE	0	Midback		-
CONTROL	34	Synchro Tilt [Includes Integrated Seat Slider]		-
	42	Weight Activated [Includes Integrated Seat Slider]		-
ARM	N2	Innate Height and Width Adjustable Arm [34 Mech Only]		-
	N3	Innate Ergonomic Arm [42 Mech Only]		-
FRAME FINISH	BKN	Black		-
	BRN	Birch		\$65
OPTIONS	HR	Headrest		VAR
	LH	65mm [2.5"] Black Dual Surface Casters		\$32
	BC	65mm [2.5"] Birch Dual Surface Casters		\$32
	OHH	OH Dual Surface Casters [adjustable]		\$95
	OHC	OH Carpet Casters [adjustable]		\$63
FREIGHT OPTIONS	KD	Knocked Down		-
	BW	Blanket Wrapped - Fully Assembled [not available when Birch Casters BC option selected]		\$75
	FA	Fully Assembled in Carton		\$115
FREIGHT REQUIREMENTS	AS	Allseating Standard		-
	FQ	Special Freight Instructions [Call for Quote]		VAR
	GD	Guaranteed Delivery Date and Time [Call for Quote]		VAR

## TO ORDER SIMPLY FILL IN THE BLANKS

62	0								
SERIES	BACK STYLE	CONTROL	ARM	FRAME FINISH	OPTION	FREIGHT OPTION	FREIGHT REQUIRE- MENTS	FABRIC CODE	
Please refer to allseating.com for fabric codes.									

# JIF® STOOL

DESIGN | AARON DUKE  
OPEN MARKET



### FEATURES

- Waterfall edge
- Optional contrast stitching
- Dual upholstery
- Handle featured in fabric specified for bottom
- Still or Sway base

### DIMENSIONS

- Overall: 17"H | 19.5"W
- COM Full – 2.5 yards
- COM Top – 0.75 yards
- COM Bottom – 2 yards

## BASE PRICE | \$575 28060

MODEL CODE	Grade 1	Grade 2/ COM	Grade 3	Grade 4/ COL	Grade 5	Grade 6	Grade 7	Grade 8	Leather 1	Leather 2	Leather 3
UPPER	\$150	\$167	\$178	\$192	\$205	\$227	\$252	\$280	\$342	\$369	\$451
LOWER	\$425	\$473	\$503	\$544	\$580	\$643	\$714	\$794	\$968	\$1,046	\$1,278

SERIES	28	Jif	QS	\$
BACK STYLE	0	Standard	•	-
BASE	60	Still Base	•	VAR
	61	Sway Base	•	VAR
OPTIONS	CS	Contrast Stitching	•	-
FREIGHT OPTIONS	FA	Fully Assembled	•	-
	BW	Blanket Wrapped [25 Unit Minimum]	•	\$35
FREIGHT REQUIREMENTS	AS	Allseating Standard		-
	FQ	Special Freight Instructions (Call for Quote)		VAR
	GD	Guaranteed Delivery Date and Time (Call for Quote)		VAR

### NOTES

- This product meets the requirements set forth in ANSI/BIFMA X5.1-2011 and is warranted for users up to 350 lbs.
- For Contrast Stitching on single upholstery, please provide details to order entry, otherwise Allseating will select at their discretion.

### TO ORDER SIMPLY FILL IN THE BLANKS

28	-	0	-		-		-		-		-			
SERIES		BACK STYLE		BASE		OPTIONS For additional options separate with (-) hyphen.		FREIGHT OPTION		FABRIC CODE - TOP Please refer to allseating.com for fabric codes.		FREIGHT REQUIRE- MENTS		FABRIC CODE Please refer to allseating.com for fabric codes.

INFO  
PLANS  
ASTUTE  
TUNE  
CHORDS  
DO  
PARTY TIME  
DETAIL  
MCHAN  
FO  
INERT  
DATE  
JIF  
LI  
LEVO  
MANTRA  
PRATA  
PRESTO  
RAINBOW  
REQUITE  
RES  
RUHE  
THERAPOD  
TUCK  
WATSON  
YOU  
ZIP



# L1<sup>®</sup> MIDBACK

DESIGN | ALLSEATING  
OPEN MARKET

## FEATURES

- 4.5" cylinder
- Birch frame and base features black mechanism and black carpet casters
- Molded seat foam
- Optional 2.5" seat slider
- Optional adjustable headrest [fabric matches seat]
- Optional adjustable lumbar
- Headrest and Lumbar cannot be field installed
- For arm details and travel specifications, see page 17
- Sit to counter includes height adjustable foot ring

## DIMENSIONS

- Overall [Synchro Tilt]: 38.5" - 43" H | 27.5" W | 27.5" D
- Seat [Synchro Tilt]: 15.5" - 20" H | 20" W | 20" D
- Back: 22" H | 19.5" W
- COM Seat: 0.75 yd

## NOTES

- Ships knocked down
- For BW and FA Freight Options minimum quantities apply, please check with Sales Support for details.
- This product meets the requirements set forth in ANSI/BIFMA X5.1-2011 and is warranted for users up to 350 lbs.
- For M2 and M9 mesh see page 22 for model codes

## BASE PRICE | \$620

L1024-NA

CODE	Grade 1	Grade 2/ COM	Grade 3	Grade 4/ COL	Grade 5	Grade 6	Grade 7	Grade 8	Leather 1	Leather 2	Leather 3
L1024	\$620	\$641	\$655	\$673	\$688	\$716	\$748	\$783	\$860	\$894	\$997
UPH	\$100	\$128	\$146	\$170	\$191	\$228	\$270	\$317	\$420	\$465	\$602
HEADREST	\$80	\$87	\$92	\$98	\$103	\$112	\$123	\$134	\$160	\$171	\$206

SERIES	L1	L1	QS	\$
BACK STYLE	0	Midback		-
CONTROL	24	Synchro Tilt [ST]		-
ARM	NA	No Arm		-
	T1	Height Adjustable Arm		\$70
	CA	Fixed Conference Arm [Black Frame Only]		\$80
	WA	Height Adjustable Arm with Sliding Armcaps		\$110
	PV	Pivot Arm		\$125
ARM CAP	PB	L1 Arm   Black Polyurethane Cap [Black Frame Only]		-
MUST MATCH FRAME FINISH	PR	L1 Arm   Birch Polyurethane Cap [Birch Frame Only]		-
FRAME FINISH	BRN	Birch		\$48
	BKN	Black		-
BACK TYPE	10C	M10 Mesh Charcoal		-
	10N	M10 Mesh Nickle		-
	10F	M10 Mesh Fog		-
	10B	M10 Mesh Black		-
	M2	M2 Mesh		\$68
	M9	M9 Mesh		\$68
	UPH	Upholstered Back [Not Available with LU or HR]		VAR
OPTIONS [BASE]	RB	Birch Base		-
	KB	Black Base		-
	AB	Aluminum Base		\$65
OPTIONS [OTHER]	AWK	Adjustable Width Bracket   Knob		\$30
	HR	Headrest [cannot be installed in field, fabric matches seat fabric, N/A with UPH]		VAR
	LU	Adjustable Lumbar [cannot be installed in field, N/A with UPH]		-
	SS	Seat Slider [Standard 2" range] [not available with SC option]		\$53
	LH	65mm [2.5"] Dual Surface Casters [BKN or SKN only, will match frame finish selection]		\$32
	OHH	OH Dual Surface Casters [adjustable]		\$95
	OHC	OH Carpet Casters [adjustable]		\$63
	BC	Birch 65mm [2.5"] Dual Surface Casters [Available with birch frame only   not available with Blanket Wrap]		\$32
	SC	Sit to Counter		\$138
	HS	High Cylinder 5.5" **		-
FREIGHT OPTIONS	KD	Knocked Down		-
	BW	Blanket Wrapped - Fully Assembled [not available when Birch Casters BC option selected]		\$75
	FA	Fully Assembled in Carton		\$115
FREIGHT REQUIREMENTS	AS	Allseating Standard		-
	FQ	Special Freight Instructions [Call for Quote]		VAR
	GD	Guaranteed Delivery Date and Time [Call for Quote]		VAR

## TO ORDER SIMPLY FILL IN THE BLANKS

L1	-	0	-	24	-		-	BRN	-		-		-		-		-	
SERIES		BACK STYLE		CONTROL		ARM + ARM CAP		FRAME FINISH		BACK MESH		OPTION [BASE]		OPTION		FREIGHT OPTION		FREIGHT REQUIRE- MENTS
FABRIC CODE Please refer to allseating.com for fabric codes.																		





# LEVO® MIDBACK

DESIGN | FIG 40  
OPEN MARKET

## BASE PRICE | \$764

47040-NA

Grade 1	Grade 2/ COM	Grade 3	Grade 4/COL	Grade 5	Grade 6	Grade 7	Grade 8	Leather 1	Leather 2	Leather 3
\$764	\$785	\$799	\$817	\$832	\$860	\$892	\$927	\$1,004	\$1,038	\$1,141

### FEATURES

- 4.5" cylinder.
- Black, Smoke or Birch frame and base
- Molded seat foam with stitched upholstery detail
- Y-shaped back and 3-point pivot system supports every move
- Proprietary hands-on back adjustment system, providing lumbar support at 5 intervals
- For arm details and travel specifications, see page 16
- Birch frame features black mechanism and black carpet casters
- Sit to counter includes height adjustable foot ring

### DIMENSIONS

- Overall [Synchro Tilt]: 38.5" - 43" H | 27.5" W | 27.5" D
- Seat [Synchro Tilt]: 15.5" - 20" H | 20" W | 20" D
- Back: 22" H | 19.5" W
- COM Seat: 0.75 yd

### NOTES

- Ships knocked down
- For BW and FA Freight Options minimum quantities apply, please check with Sales Support for details.
- Tension is adjustable on OHC and OHH casters to accommodate various surfaces
- This product meets the requirements set forth in
- ANSI/BIFMA X5.1-2011 and is warranted for users up to 325 lbs.
- If requiring a 3" seat slider, one can be specified with the Synchro Tilt [ST 40] mechanism only, please specify with code SE rather than SS.
- \*Arms, base and casters will match frame finish selection.
- \*\*Base and casters will be substituted when HS option or Stool Package is selected.
- For mesh model code see page 22.

SERIES	47	Levo	QS	\$
BACK STYLE	0	Midback		-
CONTROL	40	Synchro Tilt [ST]		-
	46	Dynamic Synchro w/ Seat Slider (Self-Weighted)		\$85
	89	Basic Synchro Tilt [BST]		-\$78
ARM	NA	No Arm		-
	L2	Dual Function Arm [Not Available with AWK or AWL]		\$95
	T2	Task 2 Arm [Configured with L2 Arm Pad]		\$115
	4D	4 Dimensional Arm		\$130
	T7	Ergonomic Task Arm [Includes AWK]		\$295
FRAME FINISH*	BKN	Black		-
	SKN	Smoke [not available with T7 arm]		\$48
	BRN	Birch [not available with 4D arm]		\$48
BACK MESH	M1	M1 Mesh		-
[see page 22 for codes]	M9	M9 Mesh		\$63
OPTIONS	SC	Sit to Counter [Synchro Tilt only]		\$138
	SS	Seat Slider [Standard 2.5" range; not available with SC option]		\$85
	LH	65mm [2.5"] Hard Surface Casters [BKN or SKN only]		\$32
	BC	Birch 65mm [2.5"] Dual Surface Casters [Cannot be shipped BW]		\$32
	OH	OH Hard Surface Casters [adjustable]		\$95
	OHC	OH Carpet Casters [adjustable]		\$63
	AWK	Adjustable Width Bracket   Knob		\$30
	AWL	Adjustable Width Bracket   Lever		\$40
	HS	High Cylinder 5.5"		-
	AB	Aluminum Base		\$65
FREIGHT OPTIONS	KD	Knocked Down		-
	BW	Blanket Wrapped - Fully Assembled [25 Units Minimum]		\$75
	FA	Fully Assembled in Carton [25 Unit Minimum]		\$115
FREIGHT REQUIREMENTS	AS	Allseating Standard		-
	FQ	Special Freight Instructions [Call for Quote]		VAR
	GD	Guaranteed Delivery Date and Time [Call for Quote]		VAR

### TO ORDER SIMPLY FILL IN THE BLANKS

47	0								
SERIES	BACK STYLE	CONTROL	ARM	FRAME FINISH	BACK MESH	OPTIONS For additional options separate with (-) hyphen.	FREIGHT OPTION	FREIGHT REQUIREMENTS	FABRIC CODE Please refer to allseating.com for fabric codes.

## LEVO® STOOL

DESIGN | FIG 40  
OPEN MARKET

## FEATURES

- 4.5" cylinder.
- Black, Smoke or Birch frame and base
- Molded seat foam with stitched upholstery detail
- Y-shaped back and 3-point pivot system supports every move
- Proprietary hands-on back adjustment system, providing lumbar support at 5 intervals
- For arm details and travel specifications, see page 16
- Birch frame features black mechanism and black carpet casters
- Includes height adjustable foot ring

## DIMENSIONS

- Overall 8" [Synchro Tilt]:  
43.25" - 50.75" H | 27.5" W | 27.5" D
- Seat 8" [Synchro Tilt]:  
20.25" - 27.75" H | 20" W | 20" D
- Overall 10" [Synchro Tilt]:  
43.5" - 53.75" H | 27.5" W | 27.5" D
- Seat 10" [Synchro Tilt]:  
20.5" - 30.75" H | 20" W | 20" D
- Back: 22" H | 19.5" W
- COM Seat: 0.75 yd

## NOTES

- Ships knocked down
- For BW and FA Freight Options minimum quantities apply, please check with Sales Support for details.
- Tension is adjustable on OHC and OHH casters to accommodate various surfaces
- This product meets the requirements set forth in ANSI/BIFMA X5.1-2011 and is warranted for users up to 325 lbs.
- If requiring a 3" seat slider, one can be specified with the Synchro Tilt [ST 40] mechanism only, please specify with code SE rather than SS.
- \*Arms, base and casters will match frame finish selection.
- \*\*Base and casters will be substituted when HS option or Stool Package is selected.
- For mesh model code see page 22.

BASE PRICE | \$832  
47019-NA

Grade 1	Grade 2/ COM	Grade 3	Grade 4/COL	Grade 5	Grade 6	Grade 7	Grade 8	Leather 1	Leather 2	Leather 3
\$832	\$853	\$867	\$885	\$900	\$928	\$960	\$995	\$1,072	\$1,106	\$1,209

SERIES	47	Levo	QS	\$
BACK STYLE	0	Midback		-
CONTROL	19	Basic Stool Package		-
ARM	NA	No Arm		-
	L2	Dual Function Arm [Not Available with AWL]		\$95
	T2	Task 2 Arm [Configured with L2 Arm Pad]		\$115
	4D	4 Dimensional Arm		\$130
FRAME FINISH*	BKN	Black		-
	SKN	Smoke		\$48
	BRN	Birch [available with NA or L2 arms only]		\$48
BACK MESH	M1	M1 Mesh		-
[see page 22 for codes]	M9	M9 Mesh		\$63
OPTIONS [STOOL]	8	8" Stool Package		-
	10	10" Stool Package [BKN only, base and casters will be substituted]		\$36
	AWK	Adjustable Width Bracket [Knob]		\$30
	H	Dual Surface Casters [BKN only   10" Stool Only]		\$30
	LH	65mm [2.5"] Hard Surface Casters [BKN or SKN only   8" Stool Only]		\$32
	BC	Birch 65mm [2.5"] Dual Surface Casters [N/A with BW or 10" Stool]		\$32
	OHH	OH Hard Surface Casters [adjustable   8" Stool Only]		\$95
	OHC	OH Carpet Casters [adjustable   8" Stool Only]		\$63
	AWL	Adjustable Width Bracket   Lever		\$40
	G	Glides [10" Stool Only]		\$30
	AB	Aluminum Base [8" Stool Only]		\$65
FREIGHT OPTIONS	KD	Knocked Down		-
	BW	Blanket Wrapped - Fully Assembled [25 Units Minimum]		\$75
	FA	Fully Assembled in Carton [25 Unit Minimum]		\$115
FREIGHT REQUIREMENTS	AS	Allseating Standard		-
	FQ	Special Freight Instructions [Call for Quote]		VAR
	GD	Guaranteed Delivery Date and Time [Call for Quote]		VAR

## TO ORDER SIMPLY FILL IN THE BLANKS

47	-	0	-	19	-		-		-		-		-		-		
SERIES		BACK STYLE		CONTROL		ARM		FRAME FINISH		BACK MESH		OPTIONS For additional options separate with (-) hyphen.		FREIGHT OPTION		FREIGHT REQUIREMENTS	FABRIC CODE Please refer to allseating.com for fabric codes.



MANTRA<sup>®</sup> LOWBACKDESIGN | ALLSEATING  
OPEN MARKET

## FEATURES

- Inspired by a Lemniscate, the mathematical symbol for infinity, Mantra's distinctive Lemni Arm is an integral part of the chair that connects the seat, back, and arms all together.
- 3.5" Cylinder
- Reinforced nylon base in black, birch, or polished aluminum
- Available in 2 frame finishes, black or birch | Nylon base will match
- Optional polyurethane inlay for aluminum arm [will match frame finish selection]
- Swivel with auto return comes standard with lounge base
- Brass paint finish only available with lounge base
- Upholstered Insert required on Lowback models and must be included in the model code

## DIMENSIONS

- Overall [Lounge Base]: 29"H | 29"W | 29"D
- Overall [Basic Tilt]: 27"-31"H | 29"W | 29"D
- Overall [Enhanced Tilt]: 27"-31"H | 29"W | 29"D
- Overall [Knee Tilt]: 28.25"-31.25"H | 29"W | 29"D
- Seat [Lounge Base]: 17.75"H | 20.5"W | 17.5"D
- Seat [Basic Tilt]: 15"-19"H | 20.5"W | 17.5"D
- Seat [Enhanced Tilt]: 15"-19"H | 20.5"W | 17.5"D
- Seat [Knee Tilt]: 16.25"-19.25"H | 20.5"W | 17.5"D
- Back: 14.2"H | 19"W
- COM Seat + Lower Back: 1.25 yds
- Com UPH Insert: 0.25 yds

## NOTES

- This product meets the requirements set forth in ANSI/BIFMA X5.1-2011 and is warranted for users up to 350 lbs.

## BASE PRICE | \$1,235

44257-AA

CODE	Grade 1	Grade 2/ COM	Grade 3	Grade 4/ COL	Grade 5	Grade 6	Grade 7	Grade 8	Leather 1	Leather 2	Leather 3
44257-AA	\$1,190	\$1,225	\$1,248	\$1,278	\$1,304	\$1,350	\$1,403	\$1,461	\$1,589	\$1,646	\$1,818
UPH Insert [Required]	\$45	\$52	\$57	\$63	\$68	\$77	\$88	\$99	\$125	\$136	\$171

SERIES	44	Mantra	QS	\$
BACK STYLE	2	Lowback		-
CONTROL	00	No Mech [Wood Base Only]		-
	57	Basic Tilt		-
	15	Enhanced Tilt		\$100
	35	Knee Tilt		\$125
	70	Swivel with Auto Return [Lounge Base only]		\$100
ARM	AA	Aluminum Lemni Arm		-
	AP	Aluminum Lemni Arm with Poly Inlay		\$60
	BA	Brass Lemni Arm [Lounge or Wood Base Only]		\$165
	BP	Brass Lemni Arm with Poly Inlay [Lounge or Wood Base Only]		\$225
FRAME FINISH	BKP	Black Polypropylene		-
	BRP	Birch Polypropylene		\$48
BASE	LB	Lounge Base [70 Mech Only   Will Match Arm Finish]		-
	AL	Aluminum Base [Only Available with 57, 15, and 35 Mechs]		\$65
	LA	Wood Base   Bleached Ash [00 Mech Only]		\$495
	LM	Wood Base   Medium Ash [00 Mech Only]		\$495
	LD	Wood Base   Dark Ash [00 Mech Only]		\$495
OPTIONS	AR	Auto Return Cylinder [Available With 57, 15, and 35 mech]		\$82
	UPH	Upholstered Insert [Required]		VAR
	OHH	OH Dual Surface Casters [Adjustable]		\$95
	OHC	OH Carpet Casters [Adjustable]		\$63
	LH	65mm [2.5"] Dual Surface Casters		\$32
	BC	Birch Dual Surface Casters [not available with BW]		\$32
FREIGHT OPTIONS	FA	Fully Assembled in Carton		-
	BW	Blanket Wrapped - Fully Assembled [25 unit minimum]		\$75
FREIGHT REQUIREMENTS	AS	Allseating Standard		-
	FQ	Special Freight Instructions (Call for Quote)		VAR
	GD	Guaranteed Delivery Date and Time (Call for Quote)		VAR

## TO ORDER SIMPLY FILL IN THE BLANKS

44	-	2	-		-		-		-		-		-		-		-	
SERIES		BACK STYLE		CONTROL		ARM		FRAME FINISH		OPTIONS For additional options separate with (-) hyphen.		FREIGHT OPTION		FREIGHT REQUIRE- MENTS		FABRIC CODE Please refer to allseating.com for fabric codes.		





# MANTRA® MIDBACK

DESIGN | ALLSEATING  
OPEN MARKET

## BASE PRICE | \$1,240

44057-AA

CODE	Grade 1	Grade 2/ COM	Grade 3	Grade 4/ COL	Grade 5	Grade 6	Grade 7	Grade 8	Leather 1	Leather 2	Leather 3
44057-AA	\$1,240	\$1,289	\$1,321	\$1,363	\$1,399	\$1,464	\$1,538	\$1,620	\$1,799	\$1,879	\$2,119
UPH INSERT [Optional]	\$45	\$52	\$57	\$63	\$68	\$77	\$88	\$99	\$125	\$136	\$171

### FEATURES

- Inspired by a Lemniscate, the mathematical symbol for infinity, Mantra's distinctive Lemni Arm is an integral part of the chair that connects the seat, back, and arms all together.
- 3.5" Cylinder
- Matching lower and upper upholstery with the choice for contrasting upholstered insert
- Available in 2 frame finishes, black or birch | Nylon base will match
- Optional polyurethane inlay for aluminum arm [will match frame finish selection]
- Swivel with auto return comes standard with lounge base
- Upholstered Insert is optional on Midback models

### DIMENSIONS

- Overall [Basic Tilt]:
  - 35"-38.5"H | 29"W | 29"D
- Overall [Enhanced Tilt]:
  - 35"-38.5"H | 29"W | 29"D
- Overall [Knee Tilt]:
  - 36"-39"H | 29"W | 29"D
- Seat [Basic Tilt]:
  - 15"-19"H | 20.5"W | 17.5"D
- Seat [Enhanced Tilt]:
  - 15.5"-19"H | 20.5"W | 17.5"D
- Seat [Knee Tilt]:
  - 16.25"-19.25"H | 20.5"W | 17.5"D
- Back: 22.5"H | 19"W
- COM Seat, Lower + Upper Back: 1.75 yds
- Com UPH Insert: 0.25 yds

### NOTES

- This product meets the requirements set forth in ANSI/ BIFMA X5.1-2011 and is warranted for users up to 350 lbs.
- For Contrast Stitching on single upholstery, please provide details to order entry, otherwise Allseating will select at their discretion.

### TO ORDER SIMPLY FILL IN THE BLANKS

44	-	0	-		-		-		-		-		-		
SERIES		BACK STYLE		CONTROL		ARM		FRAME FINISH		OPTIONS For additional options separate with (-) hyphen.		FREIGHT OPTION		FREIGHT REQUIRE- MENTS	FABRIC CODE Please refer to allseating.com for fabric codes.



# PRATA® LOWBACK

DESIGNER: CARL GUSTAV MAGNUSSON  
OPEN MARKET



### FEATURES

- 4" Cylinder
- Fully upholstered and offers choice of 3 different fabrics for inner, outer, and seat cushion
- Optional contrast elbow patch to match seat cushion or outer upholstery
- Features polished aluminum base with self-weighted tilting mechanism and integrated controls
- Optional lounge base in polished aluminum
- Inner and outer back fabric can be different, please contact Sales Support to ensure the fabrics are compatible.

### DIMENSIONS

- Overall: 27.5" - 31.5"H | 27.7"W | 27.7"D
- Seat: 14.8" - 18.8"H | 19.7"W | 19.3"D
- Seat [High Cylinder]: 17.8" - 21.1"H | 19.7"
- Back: 15.6"H | 19.6"W
- COM Body [Back+Arms]: 1.75 yds
- COM Seat Cushion: 0.75 yds
- COM Full: 2.25 yds

### NOTES

- Ships fully assembled
- This product meets the requirements set forth in ANSI/ BIFMA X5.1-2011 and is warranted for users up to 350lbs

### TO ORDER SIMPLY FILL IN THE BLANKS

36	-	2	-	26	-	LB	-		-		-		-	
SERIES		BACK STYLE		CONTROL		BASE		OPTIONS For additional options separate with (-) hyphen.		FREIGHT OPTION		FREIGHT REQUIRE- MENTS		FABRIC CODE Please refer to allseating.com for fabric codes.

BASE PRICE   \$1,632 36226											
CODE	Grade 1	Grade 2/ COM	Grade 3	Grade 4/ COL	Grade 5	Grade 6	Grade 7	Grade 8	Leather 1	Leather 2	Leather 3
SEAT	\$572	\$593	\$607	\$625	\$640	\$668	\$700	\$735	\$812	\$846	\$949
BACK/ARMS	\$1,060	\$1,102	\$1,129	\$1,165	\$1,197	\$1,252	\$1,315	\$1,386	\$1,539	\$1,608	\$1,813

SERIES	36	Prata	QS	\$
BACK STYLE	2	Lowback		-
CONTROL	26	Self Weighted Tilt		-
BASE	CB	Conference Base		-
	LB	Lounge Base		\$52
OPTIONS	AR	Auto Return Cylinder   Lounge Base Only		\$82
	HS	High Seat Cylinder		-
	E1	Contrast Elbow Patch   Matches Seat Cushion		-
	LC	65mm [2.5"] Carpet Casters [Black]		-
	LH	65mm [2.5"] Dual Surface Casters [Black]		\$32
	SH	65mm [2.5"] Dual Surface Casters [Smoke]		\$42
	SK	65mm [2.5"] Carpet Casters [Smoke]		\$10
	BC	65mm [2.5"] Dual Surface Casters [Birch]		\$42
	OHC	OH Carpet Casters [adjustable]		\$63
	OHH	OH Dual Surface Casters [adjustable]		\$95
FREIGHT OPTIONS	FA	Fully Assembled in Carton		-
FREIGHT REQUIREMENTS	AS	Allseating Standard		-
	FQ	Special Freight Instructions (Call for Quote)		VAR
	GD	Guaranteed Delivery Date and Time (Call for Quote)		VAR



# PRATA® MIDBACK

DESIGNER: CARL GUSTAV MAGNUSSON  
OPEN MARKET

**BASE PRICE | \$1,736**  
**36026**

CODE	Grade 1	Grade 2/ COM	Grade 3	Grade 4/ COL	Grade 5	Grade 6	Grade 7	Grade 8	Leather 1	Leather 2	Leather 3
SEAT	\$572	\$593	\$607	\$625	\$640	\$668	\$700	\$735	\$812	\$846	\$949
BACK/ARMS	\$1,164	\$1,220	\$1,256	\$1,304	\$1,346	\$1,420	\$1,504	\$1,598	\$1,803	\$1,894	\$2,168

## FEATURES

- 4" Cylinder
- Fully upholstered and offers choice of 3 different fabrics for inner, outer, and seat cushion
- Optional contrast elbow patch to match seat cushion or outer upholstery
- Features polished aluminum base with self-weighted tilting mechanism and integrated controls
- Optional lounge base in polished aluminum
- Inner and outer back fabric can be different, please contact Sales Support to ensure the fabrics are compatible.

## DIMENSIONS

- Overall: 33.5" - 37.5"H | 27.7"W | 27.7"D
- Seat: 14.8" - 18.8"H | 19.7"W | 18.5"D
- Seat [High Cylinder]: 17.8"-21.1"H | 19.7"
- Back: 21.1"H | 19.6"W
- COM Body [Back+Arms]: 2yds
- COM Seat Cushion: 0.75 yds
- COM Full: 2.75 yds

## NOTES

- Ships knocked down
- This product meets the requirements set forth in ANSI/ BIFMA X5.1-2011 and is warranted for users up to 350lbs.

## TO ORDER SIMPLY FILL IN THE BLANKS

36	-	0	-	26	-	LB	-		-		-		-	
SERIES		BACK STYLE		CONTROL		BASE		OPTIONS For additional options separate with (-) hyphen.		FREIGHT OPTION		FREIGHT REQUIRE- MENTS		FABRIC CODE Please refer to allseating.com for fabric codes.

INFO  
PLANS  
ASTUTE  
TUNE  
CHANGES  
DO  
PARTY TIME  
DETAIL  
CHANGES  
FOOT  
INERT  
DATE  
JIF  
LI  
LENO  
MANTRA  
PRATA  
PRESTO  
RAINBOW  
REQUISITE  
RES  
RUE  
THERAPOD  
TUCK  
WATSON  
YOU  
ZIP



# PRESTO® MIDBACK

DESIGN | ALLSEATING  
GSA SIN | 33721

## FEATURES

- 3.5 or 5.5" cylinder (depending on options selected)
- Composite base
- Molded seat foam
- For arm features and travel specifications, see page 16
- Carpet casters

## DIMENSIONS

- Overall [Basic Posture]: 37.5"-41"H | 28"W | 28"D
- Overall [Posture Back]: 36"-49.5"H | 28"W | 28"D
- Overall [Synchro Tilt]: 37.5"-41"H | 28"H | 28"D
- Overall [Deluxe Tilt J-Bar]: 38.25"-41.75"H | 28"W | 28"D
- Overall [Value Plus]: 38.25"-41.75"H | 28"W | 28"D
- Seat [Basic Posture]: 15"-18.5"H | 20"W | 20"D
- Seat [Posture Back]: 14.75"-18.25"H | 20"W | 20"D
- Seat [Synchro Tilt]: 15"-18.5"H | 20"W | 20"D
- Seat [Deluxe Tilt J-Bar]: 15.5"-19"H | 20"W | 20"D
- Seat [Value Plus]: 16.5"-20"H | 20"W | 20"D
- Back: 20"H | 17.5"W
- COM: 1.75 yards

## NOTES

- Ships knocked down.
- For BW and FA freight options, minimum quantities apply, please check with Sales Support for details.
- Tension is adjustable on OHC and OHH casters to accommodate various surfaces
- All other features are dependant on the control specified. Please refer to Control Choice on page 8 for full description of available features.
- This product meets the requirements set forth in ANSI/BIFMA X5.1-2011 and is warranted for users up to 350 lbs.
- Dimensions are dependant on options selected. Product can be configured to comply with BIFMA G1-2002 Guidelines.
- All other features are dependant on the control specified. Please refer to Control Choice.
- \*AWL | Option is not available with ATD, ATK or ATO arms.

## BASE PRICE | \$634

52030-NA

Grade 1	Grade 2/ COM	Grade 3	Grade 4/COL	Grade 5	Grade 6	Grade 7	Grade 8	Leather 1	Leather 2	Leather 3
\$634	\$683	\$715	\$757	\$793	\$858	\$932	\$1,014	\$1,193	\$1,273	\$1,513

SERIES	52	Presto	QS	\$
BACK STYLE	0	Midback	•	-
CONTROL	30	Posture Back [P]	•	-
	40	Synchro-Tilt [ST]	•	-
	80	Deluxe Tilt J-Bar [DJ]	•	\$110
	90	Value Plus [VP]	•	\$140
ARM	NA	No Arm	•	-
	ATD	Adjustable T Arm   Diamond Arm Cap*	•	\$70
	ATK	Adjustable T Arm   Kidney Arm Cap*	•	\$70
	ATO	Adjustable T Arm   Oval Arm Cap*	•	\$70
	4D	4 Dimensional Arm	•	\$130
	MF	Multi-Functional Arm [Width Adjustment Not Included]	•	\$158
OPTIONS	AWK	Adjustment Width Brackets [Knob][Not Included with MF Arm]	•	\$30
	AWL	Adjustment Width Brackets [Lever][Not Included with MF Arm]*	•	\$40
	LU	Lumbar	•	\$90
	LH	Dual Surface Casters	•	\$32
	OHH	OH Dual Surface Casters [adjustable]	•	\$95
	OHC	OH Carpet Casters [adjustable]	•	\$63
	BU	Bumper Trim	•	\$30
	BN	Ballistic Nylon Back	•	\$48
	SS	Seat Slider: Posture Back	•	N/A
	SS	Seat Slider: Synchro-Tilt [2.5" range]	•	\$85
	SS	Seat Slider: Deluxe Tilt J-Bar [2.5" range]	•	\$85
	SS	Seat Slider: Value Plus [2.5" range]	•	INCL
	LS	Low Seat Height with 5" Travel*	•	\$53
	CL	CAL TB133		\$95
FREIGHT OPTIONS	KD	Knocked Down		-
	BW	Blanket Wrapped - Fully Assembled [25 Unit Minimum]		\$75
	FA	Fully Assembled in Carton [25 Unit Minimum]		\$115
FREIGHT REQUIREMENTS	AS	Allseating Standard		-
	FQ	Special Freight Instructions [Call for Quote]		VAR
	GD	Guaranteed Delivery Date and Time [Call for Quote]		VAR

## TO ORDER SIMPLY FILL IN THE BLANKS

52	0						
SERIES	BACK STYLE	CONTROL	ARM	OPTIONS For additional options separate with (-) hyphen.	FREIGHT OPTION	FREIGHT REQUIRE- MENTS	FABRIC CODE Please refer to allseating.com for fabric codes.



# PRESTO® 24:7 MIDBACK

DESIGN | ALLSEATING  
GSA SIN | 33721

## BASE PRICE | \$956

52011-NA

Grade 1	Grade 2/ COM	Grade 3	Grade 4/COL	Grade 5	Grade 6	Grade 7	Grade 8	Leather 1	Leather 2	Leather 3
\$956	\$1,005	\$1,037	\$1,079	\$1,115	\$1,180	\$1,254	\$1,336	\$1,515	\$1,595	\$1,835

### FEATURES

- 5.5" heavy duty cylinder
- Composite base
- Memory foam
- For arm features and travel specifications, see page 16
- Carpet casters

### DIMENSIONS

- Overall: 38"- 41.5"H | 27"W | 27"D
- Seat: 15"- 18.5"H | 20"W | 20"D
- Back: 20"H | 17.5"W
- COM: 1.75 yds

### NOTES

- Ships knocked down.
- For BW and FA freight options, minimum quantities apply, please check with Sales Support for details.
- Tension is adjustable on OHC and OHH casters to accommodate various surfaces
- All other features are dependant on the control specified. Please refer to Control Choice on page 8 for full description of available features.
- This product meets the requirements set forth in ANSI/ BIFMA X5.1-2011 and is warranted for users up to 350 lbs.
- Dimensions are dependant on options selected. Product can be configured to comply with BIFMA G1-2002 Guidelines.
- \*AWL | Option is not available with ATD, ATK or ATO arms.

SERIES	52	Presto 24:7	QS	\$
BACK STYLE	0	Midback	•	-
CONTROL	11	Deluxe Tilter Heavy Duty [DJ/DH]	•	-
ARM	NA	No Arm	•	-
	ATD	Adjustable T Arm   Diamond Arm Cap*	•	\$70
	ATK	Adjustable T Arm   Kidney Arm Cap*	•	\$70
	ATO	Adjustable T Arm   Oval Arm Cap*	•	\$70
	4D	4 Dimensional Arm	•	\$130
	MF	Multi-Functional Arm [Width Adjustment Not Included]	•	\$158
OPTIONS	AWK	Adjustment Width Brackets [Knob][Not Included with MF Arm]	•	\$30
	AWL	Adjustment Width Brackets [Lever][Not Included with MF Arm]*	•	\$40
	LU	Lumbar	•	\$90
	H	Hard Surface Casters	•	\$30
	G	Glides	•	\$30
	OHH	OH Dual Surface Casters [adjustable]	•	\$95
	OHC	OH Carpet Casters [adjustable]	•	\$63
	BU	Bumper Trim	•	\$30
	BN	Ballistic Nylon Back	•	-
	SS	Seat Slider [2.5" range]	•	\$85
	LS	Low Seat Height with 5" Travel*	•	\$53
	CL	CAL TB133		\$95
FREIGHT OPTIONS	KD	Knocked Down		-
	BW	Blanket Wrapped - Fully Assembled [25 Unit Minimum]		\$75
	FA	Fully Assembled in Carton [25 Unit Minimum]		\$115
FREIGHT REQUIREMENTS	AS	Allseating Standard		-
	FQ	Special Freight Instructions [Call for Quote]		VAR
	GD	Guaranteed Delivery Date and Time [Call for Quote]		VAR

### TO ORDER SIMPLY FILL IN THE BLANKS

52	-	0	-	11	-		-		-		-		-	
SERIES		BACK STYLE		CONTROL		ARM		OPTIONS For additional options separate with (-) hyphen.		FREIGHT OPTION		FREIGHT REQUIRE- MENTS		FABRIC CODE Please refer to allseating.com for fabric codes.





# PRESTO® PETITE

DESIGN | ALLSEATING  
GSA SIN | 33721

## FEATURES

- 3.5" cylinder
- Composite base
- Molded seat foam
- For arm features and travel specifications, see page 16
- Carpet casters
- Stool includes height adjustable foot ring

## DIMENSIONS

- Overall [Basic Posture]: 36"-39.5"H | 28"W | 28"D
- Overall [Posture Back]: 35.75"-39.25"H | 28"W | 28"D
- Overall [Synchro Tilt]: 36.5"-40"H | 28"H | 28"D
- Overall [Deluxe Tilt J-Bar]: 36.5"-40"H | 28"W | 28"D
- Overall [Value Plus]: 36.5"-40"H | 28"W | 28"D
- Seat [Basic Posture]: 15.25"-18.75"H | 17.25"W | 18"D
- Seat [Posture Back]: 15.5"-19"H | 17.25"W | 18"D
- Seat [Synchro Tilt]: 16"-19.5"H | 17.25"W | 18"D
- Seat [Deluxe Tilt J-Bar]: 16.5"-20"H | 17.25"W | 18"D
- Seat [Value Plus]: 17.5"-21"H | 17.25"W | 18"D
- Back: 18"H | 16"W
- COM: 1.5 yards

## NOTES

- Ships knocked down.
- For BW and FA freight options, minimum quantities apply, please check with Sales Support for details.
- Tension is adjustable on OHC and OHH casters to accommodate various surfaces
- All other features are dependant on the control specified. Please refer to Control Choice on page 8 for full description of available features.
- This product meets the requirements set forth in ANSI/BIFMA X5.1-2011 and is warranted for users up to 350 lbs.
- Dimensions are dependant on options selected. Product can be configured to comply with BIFMA G1-2002 Guidelines.
- \*AWL | Option is not available with ATD, ATK or ATO arms.

## BASE PRICE | \$613

52230-NA

Grade 1	Grade 2/ COM	Grade 3	Grade 4/COL	Grade 5	Grade 6	Grade 7	Grade 8	Leather 1	Leather 2	Leather 3
\$613	\$655	\$682	\$718	\$750	\$805	\$868	\$939	\$1,092	\$1,161	\$1,366

SERIES	52	Presto	QS	\$
BACK STYLE	2	Petite	•	-
CONTROL	30	Posture Back [P]	•	-
	40	Synchro-Tilt [ST]	•	-
	80	Deluxe Tilt J-Bar [DJ]	•	\$110
ARM	NA	No Arm	•	-
	ATD	Adjustable T Arm   Diamond Arm Cap*	•	\$70
	ATK	Adjustable T Arm   Kidney Arm Cap*	•	\$70
	ATO	Adjustable T Arm   Oval Arm Cap*	•	\$70
STOOL OPTION	8	8" Stool Package [Posture Back mech only]		\$140
	10	10" Stool Package [Posture Back control only]		\$175
OPTIONS	LH	Dual Surface Casters	•	\$32
	OHH	OH Dual Surface Casters [adjustable]	•	\$95
	OHC	OH Carpet Casters [adjustable]	•	\$63
	BU	Bumper Trim	•	\$30
	BN	Ballistic Nylon Back	•	\$48
	LU	Lumbar	•	\$90
	SS	Seat Slider: Posture Back	•	N/A
	SS	Seat Slider: Synchro-Tilt	•	\$85
	SS	Seat Slider: Deluxe Tilt J-Bar	•	\$85
	LS	Low Seat Height with 5" Travel*	•	\$53
	CL	CAL TB133		\$95
FREIGHT OPTIONS	KD	Knocked Down		-
	BW	Blanket Wrapped - Fully Assembled [25 Unit Minimum]		\$75
	FA	Fully Assembled in Carton [25 Unit Minimum]		\$115
FREIGHT REQUIREMENTS	AS	Allseating Standard		-
	FQ	Special Freight Instructions [Call for Quote]		VAR
	GD	Guaranteed Delivery Date and Time [Call for Quote]		VAR

## TO ORDER SIMPLY FILL IN THE BLANKS

52	2							
SERIES	BACK STYLE	CONTROL	ARM	STOOL PACKAGE	OPTIONS For additional options separate with (-) hyphen.	FREIGHT OPTION	FREIGHT REQUIRE- MENTS	FABRIC CODE Please refer to allseating.com for fabric codes.





# PRESTO® STOOL

DESIGN | ALLSEATING  
GSA SIN | 33721

## BASE PRICE | \$770

52030-NA-8

Grade 1	Grade 2/ COM	Grade 3	Grade 4/COL	Grade 5	Grade 6	Grade 7	Grade 8	Leather 1	Leather 2	Leather 3
\$770	\$819	\$851	\$893	\$929	\$994	\$1,068	\$1,150	\$1,329	\$1,409	\$1,649

### FEATURES

- 8" cylinder
- Composite base
- Molded seat foam
- For arm features and travel specifications, see page 16
- Carpet casters
- Includes height adjustable foot ring

### DIMENSIONS

- Overall 8"[Posture Back]: 38.75"-46.25"H | 28"W | 28"D
- Overall 10"[Posture Back]: 39.25"-49.25"H | 27"W | 27"D
- Seat 8"[Posture Back]: 17.5-25"H | 20"W | 20"D
- Seat 10"[Posture Back]: 18"-27"H | 20"W | 20"D
- Back: 20"H | 17.5"W
- COM Full: 1.75 yds

### NOTES

- Ships knocked down.
- For BW and FA freight options, minimum quantities apply, please check with Sales Support for details.
- Tension is adjustable on OHC and OHH casters to accommodate various surfaces
- All other features are dependant on the control specified. Please refer to Control Choice on page 8 for full description of available features.
- This product meets the requirements set forth in ANSI/BIFMA X5.1-2011 and is warranted for users up to 350 lbs.
- Dimensions are dependant on options selected. Product can be configured to comply with BIFMA G1-2002 Guidelines.
- \*AWL | Option is not available with ATD, ATK or ATO arms.

### TO ORDER SIMPLY FILL IN THE BLANKS

52	-	0	-	30	-		-	8	-		-		-		-	
SERIES		BACK STYLE		CONTROL		ARM		STOOL		OPTIONS For additional options separate with (-) hyphen.		FREIGHT OPTION		FREIGHT REQUIRE- MENTS		FABRIC CODE Please refer to allseating.com for fabric codes.

SERIES	52	Presto	72HR	\$
BACK STYLE	0	Midback	•	-
CONTROL	30	Posture Back [P]	•	-
ARM	NA	No Arm	•	-
	ATD	Adjustable T Arm   Diamond Arm Cap*	•	\$70
	ATK	Adjustable T Arm   Kidney Arm Cap*	•	\$70
	ATO	Adjustable T Arm   Oval Arm Cap*	•	\$70
	4D	4 Dimensional Arm	•	\$130
	MF	Multi-Functional Arm [Width Adjustment Not Included]	•	\$158
STOOL OPTION	8	8" Stool Package	•	-
	10	10" Stool Package	•	\$36
OPTIONS	AWL	Adjustment Width Brackets [Lever][Not Included with MF Arm]	•	\$40
	AWK	Adjustable Width Bracket [Knob]	•	\$30
	H	Dual Surface Casters [10" Stool Only]	•	\$30
	LH	Dual Surface Casters [8" Stool Only]	•	\$32
	OHH	OH Hard Surface Casters [adjustable   8" Stool Only]	•	\$95
	OHC	OH Carpet Casters [adjustable   8" Stool Only]	•	\$63
	LU	Lumbar	•	\$90
	G	Glides [10" Stool Only]	•	\$30
	BU	Bumper Trim	•	\$30
	BN	Ballistic Nylon Back	•	\$48
	AB	Aluminum Base		\$65
	CL	CAL TB133		\$95
FREIGHT OPTIONS	KD	Knocked Down		-
	BW	Blanket Wrapped - Fully Assembled [25 Unit Minimum]		\$75
	FA	Fully Assembled in Carton [25 Unit Minimum]		\$115
FREIGHT REQUIREMENTS	AS	Allseating Standard		-
	FQ	Special Freight Instructions [Call for Quote]		VAR
	GD	Guaranteed Delivery Date and Time [Call for Quote]		VAR



# RAINBOW™ SQUARE BACK

DESIGN | ALLSEATING  
GSA SIN | 33721

## BASE PRICE | \$384

33654-NA

MODEL CODE	Grade 1	Grade 2/ COM	Grade 3	Grade 4/ COL	Grade 5	Grade 6	Grade 7	Grade 8	Leather 1	Leather 2	Leather 3
SEAT	\$192	\$210	\$221	\$236	\$249	\$272	\$298	\$328	\$392	\$420	\$506
BACK	\$192	\$210	\$221	\$236	\$249	\$272	\$298	\$328	\$392	\$420	\$506

### FEATURES

- Double curve and open back
- 4 leg features a wall saver design unless ordered with casters
- Wall-saving designed frame
- Black non-marring glides
- Stacks 4 on the floor
- Stacks 7 on Dolly-7
- Stacks 14 on Dolly-14

### DIMENSIONS

#### 4-LEG

- Overall NA: 34"H | 20.5"W | 25"D
- Overall WA: 34"H | 23.5"W | 25"D
- Seat: 17.5"H | 18"W | 17.5"D
- Back: 16.5"H | 18.5"W

#### DOLLY

- Rainbow Dolly-7: 43.75"H | 21"W | 47"D
- Rainbow Dolly-14: 57"H | 21"W | 81"D
- COM Seat: 0.75 yds.
- COM Back: 0.75 yds.
- COM full: 1.25 yds.

SERIES	33	Rainbow	QS	\$
BACK STYLE	6	Square Back	•	-
LEG	54	4 Leg Stackable	•	-
ARM	NA	No Arm	•	-
	WA	With Arm	•	\$42
ARM CAP	BK	Black		-
FRAME FINISH	EB	Epoxy Black	•	-
	SIL	Silver		-
	CM	Chrome		\$85
ARM FINISH	BK	Black	•	-
OPTIONS	AG	Adjustable Swivel Glide*	•	\$18
	CR	Chrome Rocker	•	\$26
	1	1" Extra Seat Foam	•	\$30
	GB	Ganging Brackets (set of 2)	•	\$38
	BN	Ballistic Nylon Back	•	\$40
	CL	CAL TB133		\$95
FREIGHT OPTIONS	FA	Fully Assembled		-
	BW	Blanket Wrapped - Fully Assembled [25 unit minimum]		\$35
FREIGHT REQUIREMENTS	AS	Allseating Standard		-
	FQ	Special Freight Instructions (Call for Quote)		VAR
	GD	Guaranteed Delivery Date and Time (Call for Quote)		VAR

### NOTES

- Ships fully assembled in a box. For BW freight option, 25 unit minimum quantities apply, please check with Sales Support for details.
- For orders of less than 2, a cartoning surcharge of \$22 net will be incurred per order. WTR & WTL excluded.
- This product meets the requirements set forth in ANSI/BIFMA X5.1-2011 and is warranted for users up to 350 lbs.
- Dimensions are dependant on options selected. Product can be configured to comply with BIFMA G1-2002 Guidelines.
- \*Adjustable swivel glides ship un-installed.

	Dolly-7		\$480
	Dolly-14	Please ensure Dolly has separate model/line item with quantities specified	\$540

### TO ORDER SIMPLY FILL IN THE BLANKS

33	6				BK				
SERIES	BACK STYLE	LEG	ARM	FRAME FINISH	ARM FINISH	OPTIONS For additional options separate with (-) hyphen.	FREIGHT OPTION	FREIGHT REQUIREMENTS	FABRIC CODE Please refer to allseating.com for fabric codes.



# RAINBOW™ WIDE

DESIGN | ALLSEATING  
GSA SIN | 33721

## FEATURES

- Double curve and open back
- Wall-saving designed frame
- Black non-marring glides
- Black frame

## DIMENSIONS

### SQUAREBACK AND ROUND BACK:

- Overall NA: 34"H | 24"W | 26"D
- Overall WA: 34"H | 26.75"W | 26"D
- Seat: 20"H | 22"W | 21.5"D
- Back: 14"H | 22"W
- COM Back: 0.85 yds.
- COM Seat: 0.85 yds
- COM Full: 1.5 yds.

## BASE PRICE | \$620

33754/33954-NA

MODEL CODE	Grade 1	Grade 2/ COM	Grade 3	Grade 4/ COL	Grade 5	Grade 6	Grade 7	Grade 8	Leather 1	Leather 2	Leather 3
SEAT	\$310	\$331	\$345	\$363	\$378	\$406	\$438	\$473	\$550	\$584	\$687
BACK	\$310	\$331	\$345	\$363	\$378	\$406	\$438	\$473	\$550	\$584	\$687
Phlebotomy Arm	\$195	\$209	\$218	\$230	\$241	\$259	\$280	\$304	\$355	\$378	\$446

SERIES	33	Rainbow	QS	\$
BACK STYLE	9	Wide Squareback		
LEG	54	4 Leg Stackable		-
ARM	NA	No Arm		-
	WA	With Arm		\$52
ARM CAP	BK	Black		-
	SK	Smoke		-
FRAME FINISH	EB	Epoxy Black		-
	SIL	Silver		-
OPTIONS	BN	Ballistic Nylon Back		\$40
	PH	Phlebotomy Arm		VAR
	PHL	Phlebotomy Arm   Left Side [From Seated Position]		VAR
	PHR	Phlebotomy Arm   Right Side [From Seated Position]		VAR
	CL	CAL TB133		\$115
FREIGHT OPTIONS	FA	Fully Assembled		-
	BW	Blanket Wrapped - Fully Assembled [25 unit minimum]		\$35
FREIGHT REQUIREMENTS	AS	Allseating Standard		-
	FQ	Special Freight Instructions [Call for Quote]		VAR
	GD	Guaranteed Delivery Date and Time (Call for Quote)		VAR

- Use the following model codes to order the Phlebotomy Arm by itself for installation on existing chairs

*33APH-PHL	Phlebotomy Arm   Left Side [From Seated Position]	VAR
*33APH-PHR	Phlebotomy Arm   Right Side [From Seated Position]	VAR

## NOTES

- Ships fully assembled in a box. For BW freight option, 25 unit minimum quantities apply, please check with Sales Support for details.
- For orders of less than 2, a cartoning surcharge of \$22 net will be incurred per order. WTR & WTL excluded.
- Rainbow Wide is suitable for up to 500lbs.
- Does not stack
- This product meets the requirements set forth in ANSI/BIFMA X5.1-2011.
- Dimensions are dependant on options selected. Product can be configured to comply with BIFMA G1-2002 Guidelines.

## TO ORDER SIMPLY FILL IN THE BLANKS

33	-		-	54	-	WA	-		-	BK	-		-		-		-		-	
SERIES		BACK STYLE		LEG		ARM		FRAME FINISH		ARM FINISH		OPTIONS For additional options separate with (-) hyphen.		FREIGHT OPTION		FREIGHT REQUIRE- MENTS		FABRIC CODE Please refer to allseating.com for fabric codes.		



# RAINBOW™ PLUS

DESIGN | ALLSEATING  
GSA SIN | 33721

## FEATURES

- Double curve and open back
- Wall-saving designed frame
- Black non-marring glides

## DIMENSIONS

- Overall: 34.2"H | 33.3"W | 23.25"D
- Seat: 17"H | 30"W | 20"D
- Back: 16.3"H | 30"W

## BASE PRICE | \$712

33454-WA

MODEL CODE	Grade 1	Grade 2/ COM	Grade 3	Grade 4/ COL	Grade 5	Grade 6	Grade 7	Grade 8	Leather 1	Leather 2	Leather 3
SEAT	\$356	\$384	\$402	\$426	\$447	\$484	\$526	\$573	\$676	\$721	\$858
BACK	\$356	\$384	\$402	\$426	\$447	\$484	\$526	\$573	\$676	\$721	\$858
Phlebotomy Arm	\$195	\$209	\$218	\$230	\$241	\$259	\$280	\$304	\$355	\$378	\$446

SERIES	33	Rainbow	QS	\$
BACK STYLE	4	Plus Squareback		-
LEG	54	4 Leg		-
ARM	WA	With Arm		-
ARM CAP	BK	Black		-
	SK	Smoke		-
FRAME FINISH	EB	Epoxy Black		-
	SIL	Silver		-
OPTIONS	BN	Ballistic Nylon Back		\$40
	PHL	Phlebotomy Arm   Left Side [From Seated Position]		VAR
	PHR	Phlebotomy Arm   Right Side [From Seated Position]		VAR
	CL	CAL TB133		\$115
FREIGHT OPTIONS	FA	Fully Assembled		-
	BW	Blanket Wrapped - Fully Assembled [25 unit minimum]		\$35
FREIGHT REQUIREMENTS	AS	Allseating Standard		-
	FQ	Special Freight Instructions [Call for Quote]		VAR
	GD	Guaranteed Delivery Date and Time (Call for Quote)		VAR

- Use the following model codes to order the Phlebotomy Arm by itself for installation on existing chairs

*33APH-PHL	Phlebotomy Arm   Left Side [From Seated Position]	VAR
*33APH-PHR	Phlebotomy Arm   Right Side [From Seated Position]	VAR

## NOTES

- Ships fully assembled in a box. For BW freight option, 25 unit minimum quantities apply, please check with Sales Support for details.
- For orders of less than 2, a cartoning surcharge of \$22 net will be incurred per order.
- Rainbow Plus is suitable for up to 500lbs.
- Does not stack
- This product meets the requirements set forth in ANSI/BIFMA X5.1-2011.
- Dimensions are dependant on options selected. Product can be configured to comply with BIFMA G1-2002 Guidelines.

## TO ORDER SIMPLY FILL IN THE BLANKS

33	-	4	-	54	-	WA	-		-		-		-		-		
SERIES		BACK STYLE		LEG		ARM		ARM CAP		FRAME FINISH		OPTIONS For additional options separate with (-) hyphen.		FREIGHT OPTION		FREIGHT REQUIRE- MENTS	FABRIC CODE Please refer to allseating.com for fabric codes.





# RAINBOW™ HIP

DESIGN | ALLSEATING  
GSA SIN | 33721

## FEATURES

- Double curve and open back
- Wall-saving designed frame
- Black non-marring glides
- Standard footrest in black nylon

## DIMENSIONS

- Overall WA: 34"H | 26.5"W | 24.5"D
- Seat: 24"H | 22"W | 21.5"D
- Back: 14"H | 22"W
- Footrest: 6.625"H [from the floor] | 21"W | 5.5"D
- COM Back: 0.85 yds.
- COM Seat: 0.85 yds
- COM Full: 1.5 yds.

## NOTES

- Ships fully assembled in a box. For BW freight option, 25 unit minimum quantities apply, please check with Sales Support for details.
- For orders of less than 2, a cartoning surcharge of \$22 net will be incurred per order. WTR & WTL excluded.
- Rainbow Hip is suitable for up to 500lbs.
- Does not stack
- This product meets the requirements set forth in ANSI/BIFMA X5.1-2011.
- Dimensions are dependant on options selected. Product can be configured to comply with BIFMA G1-2002 Guidelines.

## BASE PRICE | \$645

33613-WA

MODEL CODE	Grade 1	Grade 2/ COM	Grade 3	Grade 4/ COL	Grade 5	Grade 6	Grade 7	Grade 8	Leather 1	Leather 2	Leather 3
SEAT	\$322	\$343	\$357	\$375	\$390	\$418	\$450	\$485	\$562	\$596	\$699
BACK	\$323	\$344	\$358	\$376	\$391	\$419	\$451	\$486	\$563	\$597	\$700

SERIES	33	Rainbow	QS	\$
BACK STYLE	6	Wide Squareback		-
LEG	13	4 Leg		-
ARM	WA	With Arm		-
FRAME FINISH	EB	Epoxy Black		-
	SIL	Silver		-
OPTIONS	BN	Ballistic Nylon Back		\$40
FREIGHT OPTIONS	FA	Fully Assembled		-
	BW	Blanket Wrapped - Fully Assembled [25 unit minimum]		\$35
FREIGHT REQUIREMENTS	AS	Allseating Standard		-
	FQ	Special Freight Instructions [Call for Quote]		VAR
	GD	Guaranteed Delivery Date and Time (Call for Quote)		VAR

## TO ORDER SIMPLY FILL IN THE BLANKS

33	-	6	-	13	-	WA	-		-		-		-		-	
SERIES		BACK STYLE		LEG		ARM		FRAME FINISH		OPTIONS For additional options separate with (-) hyphen.		FREIGHT OPTION		FREIGHT REQUIRE- MENTS		FABRIC CODE Please refer to allseating.com for fabric codes.





# REQUISITE® MIDBACK

DESIGN | TODD YETMAN  
OPEN MARKET

**BASE PRICE | \$1,120**  
**21035**

Grade 1	Grade 2/ COM	Grade 3	Grade 4/COL	Grade 5	Grade 6	Grade 7	Grade 8	Leather 1	Leather 2	Leather 3
\$1,120	\$1,169	\$1,201	\$1,243	\$1,279	\$1,344	\$1,418	\$1,500	\$1,679	\$1,759	\$1,999

## FEATURES

- 4" Cylinder
- Side tension control
- Black nylon base standard
- Molded seat and foam back
- Standard carpet casters

## DIMENSIONS

- Overall [Knee Tilt]:  
39"-43.25"H | 28.5"W | 28.5"D
- Overall [Synchro Tilt]:  
39"-43.25"H | 28.5"W | 28.5"D
- Seat [Knee Tilt]:  
18"- 22.25"H | 20.5"W | 19.5"D
- Seat [Synchro Tilt]:  
18"-22.25"H | 20.5"W | 19.5"D
- Back: 22"H | 20"W
- COM Full: 1.75 yds.

## NOTES

- Ships knocked down.
- For BW and FA Freight Options, minimum quantities apply, please check with Sales Support for details.
- 7-Arms comes standard with 32 Synchro Tilt mechanism
- Tension is adjustable on OHC and OHH casters to accommodate various surfaces
- All other features are dependant on the control specified. Please refer to Control Choice on page 8 for full description of available features.
- This product meets the requirements set forth in ANSI/BIFMA X5.1-2011 and is warranted for users up to 350 lbs.
- Dimensions are dependant on options selected. Product can be configured to comply with BIFMA G1-2002 Guidelines.
- RC Specifications: Arm Height is 27.5"H from floor; Seat Height 19"H.
- LS Specifications: Seat: 16.25"-20.25"H.
- Arm wraps for aluminum loop arm will match fabric selection
- \* Synchro tilt available only with 7-Arm
- \*\* Smoke base to match when specified.

SERIES	21	Requisite	QS	\$
BACK STYLE	0	Midback	•	-
CONTROL	35	Knee Tilt (KT3)	•	-
	32	Synchro Knee Tilt* (TS70)	•	-
ARM	PBK	Black Painted Aluminum Loop Arms w/wrap	•	\$95
	PSK	Smoke Painted Aluminum Loop Arms w/wrap **	•	\$95
	ACA	Aluminum Loop Arms w/wrap	•	\$95
	7AB	Black 7-Arm	•	\$95
	7AS	Smoke 7-Arm**	•	\$95
OPTIONS	AB	Aluminum Base	•	\$65
	RC	Auto Return Cylinder (Fixed Height)	•	\$82
	LS	Low Seat Height	•	\$53
	LH	65mm (2.5") Dual Surface Casters	•	\$32
	OHC	OH Carpet Casters [adjustable]	•	\$63
	OHH	OH Dual Surface Casters [adjustable]	•	\$95
FREIGHT OPTIONS	KD	Knocked Down		-
	BW	Blanket Wrapped - Fully Assembled [25 Unit Minimum]		\$75
	FA	Fully Assembled in Carton [25 Unit Minimum]		\$115
FREIGHT REQUIREMENTS	AS	Allseating Standard		-
	FQ	Special Freight Instructions (Call for Quote)		VAR
	GD	Guaranteed Delivery Date and Time (Call for Quote)		VAR

## TO ORDER SIMPLY FILL IN THE BLANKS

21	-	0	-		-		-		-		-	
SERIES		BACK STYLE		CONTROL		ARM		OPTIONS For additional options separate with (-) hyphen.		FREIGHT OPTION		FREIGHT REQUIREMENTS
												FABRIC CODE Please refer to allseating.com for fabric codes.

## REQUISITE® HIGHBACK

DESIGN | TODD YETMAN  
OPEN MARKET

## FEATURES

- 4" Cylinder
- Side tension control
- Black nylon base standard
- Molded seat and foam back
- Standard carpet casters

## DIMENSIONS

- Overall [Knee Tilt]: 46"-50.25"H | 28.5"W | 28.5"D
- Overall [Synchro Tilt]: 46"-50.25"H | 28.5"W | 28.5"D
- Seat [Knee Tilt]: 18"-22.25"H | 20.5"W | 19.5"D
- Seat [Synchro Tilt]: 18"-22.25"H | 20.5"W | 19.5"D
- Back: 28"H | 19.5"W
- COM Full: 2 yds.

## NOTES

- Ships knocked down.
- For BW and FA Freight Options, minimum quantities apply, please check with Sales Support for details.
- 7-Arms comes standard with 32 Synchro Tilt mechanism
- Tension is adjustable on OHC and OHH casters to accommodate various surfaces
- All other features are dependant on the control specified. Please refer to Control Choice on page 8 for full description of available features.
- This product meets the requirements set forth in ANSI/BIFMA X5.1-2011 and is warranted for users up to 350 lbs.
- Dimensions are dependant on options selected. Product can be configured to comply with BIFMA G1-2002 Guidelines.
- RC Specifications: Arm Height is 27.5"H from floor; Seat Height 19"H.
- LS Specifications: Seat: 16.25"-20.25"H.
- Arm wraps for aluminum loop arm will match fabric selection
- \* Synchro tilt available only with 7-Arm
- \*\* Smoke base to match when specified.

## BASE PRICE | \$1,280

21135

Grade 1	Grade 2/ COM	Grade 3	Grade 4/COL	Grade 5	Grade 6	Grade 7	Grade 8	Leather 1	Leather 2	Leather 3
\$1,280	\$1,336	\$1,372	\$1,420	\$1,462	\$1,536	\$1,620	\$1,714	\$1,919	\$2,010	\$2,284

SERIES	21	Requisite	QS	\$
BACK STYLE	1	Highback	•	-
CONTROL	35	Knee Tilt (KT3)	•	-
	32	Synchro Knee Tilt* (TS70)	•	-
ARM	PBK	Black Painted Aluminum Loop Arms w/wrap	•	\$95
	PSK	Smoke Painted Aluminum Loop Arms w/wrap **	•	\$95
	ACA	Aluminum Loop Arms w/wrap	•	\$95
	7AB	Black 7-Arm	•	\$95
	7AS	Smoke 7-Arm**	•	\$95
OPTIONS	AB	Aluminum Base	•	\$65
	RC	Auto Return Cylinder (Fixed Height)	•	\$82
	LS	Low Seat Height	•	\$53
	LH	65mm (2.5") Dual Surface Casters	•	\$32
	OHC	OH Carpet Casters [adjustable]	•	\$63
	OHH	OH Dual Surface Casters [adjustable]	•	\$95
FREIGHT OPTIONS	KD	Knocked Down		-
	BW	Blanket Wrapped - Fully Assembled [25 Unit Minimum]		\$75
	FA	Fully Assembled in Carton [25 Unit Minimum]		\$115
FREIGHT REQUIREMENTS	AS	Allseating Standard		-
	FQ	Special Freight Instructions (Call for Quote)		VAR
	GD	Guaranteed Delivery Date and Time (Call for Quote)		VAR

## TO ORDER SIMPLY FILL IN THE BLANKS

21	-	1	-		-		-		-		-		
SERIES		BACK STYLE		CONTROL		ARM		OPTIONS For additional options separate with (-) hyphen.		FREIGHT OPTION		FREIGHT REQUIRE- MENTS	FABRIC CODE Please refer to allseating.com for fabric codes.





# RES<sup>®</sup> CHAIR

DESIGN | NICK GILLISSIE  
OPEN MARKET

## FEATURES

- Res is the product of intense market research and is designed to meet the modern needs of higher education and office training facilities
- Can be specified with a laminate shelf complete with cupholder. Left or right-handed
- Can be specified with swiveling tablet surface, which requires shelf
- Unique ribbed pattern around base deters graffiti and scuffing
- Large open compartment for storage located beneath the seat to keep personal items secure behind the occupant's legs
- Base available with stationary glides or mobile casters
- Available with 2 back heights: lowback and midback
- Finish selections available for poly base, laminate surfaces, and metal surfaces.
- Optional coat hook

## DIMENSIONS

### Lowback

- Overall: 31.5" H | 22.7" W | 22.7" D
- Overall With Shelf: 31.5" H | 28.2" W | 22.7" D
- Seat: 18.4" H | 22.7" W | 17.2" D
- Back: 13.1" H | 18.9"
- Tablet: 26.5" H | 20.1" L | 9.9" W

### Midback

- Overall: 34.0" H | 22.7" W | 22.7" D
- Overall With Shelf: 34.0" H | 28.2" W | 28.2" D
- Seat: 18.4" H | 22.7" W | 17.2" D
- Back: 15.7" H | 18.9"
- Tablet: 26.5" H | 20.1" L | 9.9" W

### COM Requirements

- Lowback: 0.75 yds
- Midback: 1 yd
- Seat: 2.25 yds

## NOTES

- Tablet ships unassembled
- Seating component warranted for users up to 350lbs
- This product meets the requirements set forth in BIFMAx5.4/x6.1

## BASE PRICE | \$1,070

75265

	Grade 1	Grade 2/ COM	Grade 3	Grade 4/ COL	Grade 5	Grade 6	Grade 7	Grade 8	Leather 1	Leather 2	Leather 3
SEAT	\$695	\$758	\$799	\$853	\$900	\$983	\$1,078	\$1,183	\$1,414	\$1,516	\$1,825
LOWBACK	\$375	\$396	\$410	\$428	\$443	\$471	\$503	\$538	\$615	\$649	\$752
MIDBACK	\$475	\$503	\$521	\$545	\$566	\$603	\$645	\$692	\$795	\$840	\$977

SERIES	75	Res	QS	\$
BACK STYLE	2	Lowback		-
	0	Midback		VAR
BASE	65	Base with Casters		-
	68	Base with Glides		-
BASE FINISH	BKN	Black Nylon		-
	SKN	Smoke Nylon		\$125
PAINT FINISH	PSK	Smoke Paint Finish [Tablet Arm, Hook, and Cupholder]		-
	PBK	Black Paint Finish [Tablet Arm, Hook, and Cupholder]		-
	PCT	Cotton Paint Finish [Tablet Arm, Hook, and Cupholder]		-
LAMINATE SHELF	LBK	Left Shelf   Black Laminate		\$495
	LWH	Left Shelf   White Laminate		\$495
	LCL	Left Shelf   Clay Laminate		\$495
	RBK	Right Shelf   Black Laminate		\$495
	RWH	Right Shelf   White Laminate		\$495
	RCL	Right Shelf   Clay Laminate		\$495
TABLET	TB	Tablet [Requires Shelf]		\$200
OPTIONS	TC	Dual Surface Casters [Only Available with Caster Base]		\$55
	HK	Coat Hook		\$45
FREIGHT OPTIONS	FA	Fully Assembled in Carton		-
FREIGHT REQUIREMENTS	AS	Allseating Standard		-
	FQ	Special Freight Instructions [Call for Quote]		VAR
	GD	Guaranteed Delivery Date and Time [Call for Quote]		VAR

## TO ORDER SIMPLY FILL IN THE BLANKS

75	-		-		-		-		-		-	FA	-		-					
SERIES		BACK STYLE		BASE		BASE FINISH		PAINT FINISH		LAMINATE SHELF		TABLET		OPTIONS For additional options separate with (-) hyphen.		FREIGHT OPTION		FREIGHT REQUIRE- MENTS		FABRIC CODE Please refer to allseating.com for fabric codes.



RES<sup>®</sup> STOOLDESIGN | NICK GILLISSIE  
OPEN MARKET

## FEATURES

- Res is the product of intense market research and is designed to meet the modern needs of higher education and office training facilities
- Can be specified with a laminate shelf complete with cupholder. Left or right-handed
- Can be specified with swiveling tablet surface, which requires shelf
- Unique ribbed pattern around base deters graffiti and scuffing
- Large open compartment for storage located beneath the seat to keep personal items secure behind the occupant's legs
- Base available with stationary glides or mobile casters
- Available with 2 back heights: lowback and midback
- Finish selections available for poly base, laminate surfaces, and metal surfaces.
- Optional coat hook

## BASE PRICE | \$695

75X65

CODE	Grade 1	Grade 2/ COM	Grade 3	Grade 4/ COL	Grade 5	Grade 6	Grade 7	Grade 8	Leather 1	Leather 2	Leather 3
75X65	\$695	\$758	\$799	\$853	\$900	\$983	\$1,078	\$1,183	\$1,414	\$1,516	\$1,825

SERIES	75	Res	QS	\$
BACK STYLE	X	No Back		-
BASE	65	Base with Casters		-
	68	Base with Glides		-
BASE FINISH	BKN	Black Nylon		-
	SKN	Smoke Nylon		\$125
PAINT FINISH	PSK	Smoke Paint Finish [Tablet Arm and Cupholder]		-
	PBK	Black Paint Finish [Tablet Arm and Cupholder]		-
	PCT	Cotton Paint Finish [Tablet Arm and Cupholder]		-
LAMINATE SHELF	LBK	Left Shelf   Black Laminate		\$495
	LWH	Left Shelf   White Laminate		\$495
	LCL	Left Shelf   Clay Laminate		\$495
	RBK	Right Shelf   Black Laminate		\$495
	RWH	Right Shelf   White Laminate		\$495
	RCL	Right Shelf   Clay Laminate		\$495
TABLET	TB	Tablet [Requires Shelf]		\$200
OPTIONS	TC	Dual Surface Casters [Only Available with Caster Base]		\$55
FREIGHT OPTIONS	FA	Fully Assembled in Carton		-
FREIGHT REQUIREMENTS	AS	Allseating Standard		-
	FQ	Special Freight Instructions [Call for Quote]		VAR
	GD	Guaranteed Delivery Date and Time [Call for Quote]		VAR

## DIMENSIONS

- Overall: 18.4" H | 22.7" W | 22.7" D
- Overall With Shelf:  
18.4" H | 28.2" W | 22.7" D
- Tablet: 26.5" H | 20.1" L | 9.9" W

## COM Requirements

- Seat: 2.25 yds

## NOTES

- Tablet ships unassembled
- Seating component warranted for users up to 350lbs
- This product meets the requirements set forth in BIFMAx5.4/x6.1

## TO ORDER SIMPLY FILL IN THE BLANKS

75	X								FA		
SERIES	BACK STYLE	BASE	BASE FINISH	PAINT FINISH	LAMINATE SHELF	TABLET	OPTIONS For additional options separate with (-) hyphen.	FREIGHT OPTION	FREIGHT REQUIRE- MENTS	FABRIC CODE Please refer to allseating.com for fabric codes.	



## RÜHE® PATIENT

DESIGN | MIKE SHIELDS  
OPEN MARKET

## FEATURES

- Durable yet lightweight 14g steel frame
- Frame available in Silver, Matte Smoke, and Matte Bronze
- Frame is wall-saver design
- Soft cleanout between seat and back
- Molded foam for both seat and back
- Dual upholstery with healthcare grade vinyl under seat
- Polyurethane arm caps in Light Grey, Smoke, and Taupe finishes
- Corian and Wood arm caps available for upcharge
- Arms designed for easy ingress and egress
- Curvature of the arm provides natural cradle to support user's arm
- Field replaceable parts: arm caps, frame, seat, and back
- Non-marring glides
- Optional power mounted on left side [seated] under seat | White finish

## BASE PRICE | \$1,096

P1610

Code	Grade 1	Grade 2/ COM	Grade 3	Grade 4/ COL	Grade 5	Grade 6	Grade 7	Grade 8	Leather 1	Leather 2	Leather 3
SEAT	\$550	\$578	\$596	\$620	\$641	\$678	\$720	\$767	\$870	\$915	\$1,052
BACK	\$546	\$574	\$592	\$616	\$637	\$674	\$716	\$763	\$866	\$911	\$1,048

SERIES	P1	Patient Upholstered	QS	\$
BACK STYLE	6	Highback		VAR
LEG	10	Single		-
ARM CAP FINISH	GP	Light Grey Polyurethane		-
	SP	Smoke Polyurethane		-
	TP	Taupe Polyurethane		-
	LM	Light Maple		\$180
	MM	Medium Maple		\$180
	DM	Dark Maple		\$180
	BI	Corian Bisque		\$350
FRAME FINISH	SVR	Silver		-
	BM	Matte Bronze		-
	MSK	Matte Smoke		-
OPTIONS	PW	Power [Mounted Under Seat]		\$250
FREIGHT OPTIONS	KD	Knocked Down		-
	BW	Blanket Wrapped - Fully Assembled (25 seat minimum)		\$75
FREIGHT REQUIREMENTS	AS	Allseating Standard		-
	FQ	Special Freight Instructions (Call for Quote)		VAR
	GD	Guaranteed Delivery Date and Time (Call for Quote)		VAR

## DIMENSIONS

- OVERALL: 44.5"H | 26.4"W | 24.5"D
- Seat: 18.3"H | 21"W | 19"D
- Back: 26"H | 21"W
- Arm: 25.8"H
- COM Full: 2 yards
- COM Seat: 1 yard
- COM Back: 1 yard

## NOTES

- Knocked Down shipping indicates chair with back taken off
- Warranted for users up to 400lbs
- This product meets the requirements set forth in ANSI/BIFMA HCF8.1.

## TO ORDER SIMPLY FILL IN THE BLANKS

P1	-	6	-	10	-		-		-		-		-		-		
SERIES		BACK STYLE		LEG		ARM CAP FINISH		FRAME FINISH		OPTIONS		FREIGHT OPTION		FREIGHT REQUIRE- MENTS		FABRIC CODE - SEAT Please refer to allseating.com for fabric codes.	FABRIC CODE - BACK



## RÜHE® ROCKER

DESIGN | MIKE SHIELDS  
OPEN MARKET

## FEATURES

- Durable yet lightweight 14g steel frame
- Frame available in Silver, Matte Smoke, and Matte Bronze
- Frame is wall-saver design
- Soft cleanout between seat and back
- Molded foam for both seat and back
- Dual upholstery with healthcare grade vinyl under seat
- Polyurethane arm caps in Light Grey, Smoke, and Taupe finishes
- Corian and Wood arm caps available for upcharge
- Arms designed for easy ingress and egress
- Curvature of the arm provides natural cradle to support user's arm
- Field replaceable parts: arm caps, frame, seat, and back
- Non-marring glides

BASE PRICE | \$1,414  
P1612

Code	Grade 1	Grade 2/ COM	Grade 3	Grade 4/ COL	Grade 5	Grade 6	Grade 7	Grade 8	Leather 1	Leather 2	Leather 3
SEAT	\$712	\$740	\$758	\$782	\$803	\$840	\$882	\$929	\$1,032	\$1,077	\$1,214
BACK	\$702	\$730	\$748	\$772	\$793	\$830	\$872	\$919	\$1,022	\$1,067	\$1,204

SERIES	P1	Patient Upholstered	QS	\$
BACK STYLE	6	Highback		VAR
LEG	12	Rocker		-
ARM CAP FINISH	GP	Light Grey Polyurethane		-
	SP	Smoke Polyurethane		-
	TP	Taupe Polyurethane		-
	LM	Light Maple		\$180
	MM	Medium Maple		\$180
	DM	Dark Maple		\$180
FRAME FINISH	BI	Corian Bisque		\$350
	SVR	Silver		-
	BM	Matte Bronze		-
	MSK	Matte Smoke		-
FREIGHT OPTIONS	KD	Knocked Down		-
	BW	Blanket Wrapped - Fully Assembled (25 seat minimum)		\$75
FREIGHT REQUIREMENTS	AS	Allseating Standard		-
	FQ	Special Freight Instructions (Call for Quote)		VAR
	GD	Guaranteed Delivery Date and Time (Call for Quote)		VAR

## DIMENSIONS

- OVERALL: 42.5"H | 26.4"W | 29.3"D
- Seat: 16.3"H | 21"W | 19"D
- Back: 26"H | 21"W
- Arm: 23.8"H
- COM Full: 2 yards
- COM Seat: 1 yard
- COM Back: 1 yard

## NOTES

- Knocked Down shipping indicates chair with back taken off
- Warranted for users up to 400lbs
- This product meets the requirements set forth in ANSI/BIFMA HCF8.1.

## TO ORDER SIMPLY FILL IN THE BLANKS

P1	-	0	-	12	-		-		-		-		-		-		
SERIES		BACK STYLE		LEG		ARM CAP FINISH		FRAME FINISH		OPTIONS		FREIGHT OPTION		FREIGHT REQUIRE- MENTS		FABRIC CODE - SEAT Please refer to allseating.com for fabric codes.	FABRIC CODE - BACK





# RÜHE® HIP CHAIR

DESIGN | MIKE SHIELDS  
OPEN MARKET

## FEATURES

- Durable yet lightweight 14g steel frame
- Frame available in Silver, Matte Smoke, and Matte Bronze
- Frame is wall-saver design
- Soft cleanout between seat and back
- Molded foam for both seat and back
- Dual upholstery with healthcare grade vinyl under seat
- Polyurethane arm caps in Light Grey, Smoke, and Taupe finishes
- Corian and Wood arm caps available for upcharge
- Arms designed for easy ingress and egress
- Curvature of the arm provides natural cradle to support user's arm
- Field replaceable parts: arm caps, frame, seat, and back
- Non-marring glides
- Optional power mounted under seat

## BASE PRICE | \$1,138

### P1013

Code	Grade 1	Grade 2/ COM	Grade 3	Grade 4/ COL	Grade 5	Grade 6	Grade 7	Grade 8	Leather 1	Leather 2	Leather 3
SEAT	\$676	\$704	\$722	\$746	\$767	\$804	\$846	\$893	\$996	\$1,041	\$1,178
BACK	\$462	\$483	\$497	\$515	\$530	\$558	\$590	\$625	\$702	\$736	\$839

SERIES	P1	Patient Upholstered	QS	\$
BACK STYLE	0	Midback		VAR
LEG	13	Hip Chair		-
ARM CAP FINISH	GP	Light Grey Polyurethane		-
	SP	Smoke Polyurethane		-
	TP	Taupe Polyurethane		-
	LM	Light Maple		\$180
	MM	Medium Maple		\$180
	DM	Dark Maple		\$180
	BI	Corian Bisque		\$350
FRAME FINISH	SVR	Silver		-
	BM	Matte Bronze		-
	MSK	Matte Smoke		-
FREIGHT OPTIONS	KD	Knocked Down		-
	BW	Blanket Wrapped - Fully Assembled (25 seat minimum)		\$75
FREIGHT REQUIREMENTS	AS	Allseating Standard		-
	FQ	Special Freight Instructions (Call for Quote)		VAR
	GD	Guaranteed Delivery Date and Time (Call for Quote)		VAR

## DIMENSIONS

- OVERALL: 38.5"H | 26.4"W | 25.5"D
- Seat: 23.3"H | 21"W | 19"D
- Back: 16"H | 21"W
- Arm: 30.5"H
- Step Rail: 5.2"H
- COM Full: 1.75 yards
- COM Seat: 1 yard
- COM Back: 0.75 yards

## NOTES

- Knocked Down shipping indicates chair with back taken off
- Warranted for users up to 400lbs
- This product meets the requirements set forth in ANSI/BIFMA HCF8.1.

## TO ORDER SIMPLY FILL IN THE BLANKS

P1	-	0	-	13	-		-		-		-		-		-		
SERIES		BACK STYLE		LEG		ARM CAP FINISH		FRAME FINISH		OPTIONS		FREIGHT OPTION		FREIGHT REQUIRE- MENTS		FABRIC CODE - SEAT Please refer to allseating.com for fabric codes.	FABRIC CODE - BACK





# RÜHE® GUEST

DESIGN | MIKE SHIELDS  
OPEN MARKET

## BASE PRICE | \$995

P1010

Code	Grade 1	Grade 2/ COM	Grade 3	Grade 4/ COL	Grade 5	Grade 6	Grade 7	Grade 8	Leather 1	Leather 2	Leather 3
SEAT	\$595	\$623	\$641	\$665	\$686	\$723	\$765	\$812	\$915	\$960	\$1,097
BACK	\$400	\$421	\$435	\$453	\$468	\$496	\$528	\$563	\$640	\$674	\$777

### FEATURES

- Durable yet lightweight 14g steel frame
- Frame available in Silver, Matte Smoke, and Matte Bronze
- Frame is wall-saver design
- Soft cleanout between seat and back
- Molded foam for both seat and back
- Dual upholstery with healthcare grade vinyl under seat
- Polyurethane arm caps in Light Grey, Smoke, and Taupe finishes
- Corian and Wood arm caps available for upcharge
- Arms designed for easy ingress and egress
- Curvature of the arm provides natural cradle to support user's arm
- Field replaceable parts: arm caps, frame, seat, and back
- Non-marring glides
- Optional power mounted on left side [seated] under seat | White finish

SERIES	P1	Guest Upholstered	QS	\$
BACK STYLE	0	Midback		VAR
LEG	10	Single		-
ARM CAP FINISH	GP	Light Grey Polyurethane		-
	SP	Smoke Polyurethane		-
	TP	Taupe Polyurethane		-
	LM	Light Maple		\$180
	MM	Medium Maple		\$180
	DM	Dark Maple		\$180
	BI	Corian Bisque		\$350
FRAME FINISH	SVR	Silver		-
	BM	Matte Bronze		-
	MSK	Matte Smoke		-
OPTIONS	PW	Power [Mounted Under Seat]		\$250
FREIGHT OPTIONS	KD	Knocked Down		-
	BW	Blanket Wrapped - Fully Assembled (25 seat minimum)		\$75
FREIGHT REQUIREMENTS	AS	Allseating Standard		-
	FQ	Special Freight Instructions (Call for Quote)		VAR
	GD	Guaranteed Delivery Date and Time (Call for Quote)		VAR

### DIMENSIONS

- Overall: 33.5"H | 26.4"W | 24.5"D
- Seat: 18.3"H | 21"W | 19"D
- Back: 16"H | 21"W
- Arm: 25.8"H
- COM Full: 1.75yards
- COM Seat: 1 yard
- COM Back: 0.75 yards

### NOTES

- Knocked Down shipping indicates chair with back taken off
- Warranted for users up to 400lbs
- This product meets the requirements set forth in ANSI/BIFMA HCF8.1

### TO ORDER SIMPLY FILL IN THE BLANKS

P1	0	10							
SERIES	BACK STYLE	LEG	ARM CAP FINISH	FRAME FINISH	OPTIONS	FREIGHT OPTION	FREIGHT REQUIRE- MENTS	FABRIC CODE - SEAT Please refer to allseating.com for fabric codes.	FABRIC CODE - BACK



## RÜHE® GUEST PLUS

DESIGN | MIKE SHIELDS  
OPEN MARKET

## FEATURES

- Durable yet lightweight 14g steel frame
- Frame available in Silver, Matte Smoke, and Matte Bronze
- Frame is wall-saver design
- Soft cleanout between seat and back
- Molded foam for both seat and back
- Dual upholstery with healthcare grade vinyl under seat
- Polyurethane arm caps in Light Grey, Smoke, and Taupe finishes
- Corian and Wood arm caps available for upcharge
- Arms designed for easy ingress and egress
- Curvature of the arm provides natural cradle to support user's arm
- Field replaceable parts: arm caps, frame, seat, and back
- Non-marring glides
- Optional power mounted on left side [seated] under seat | White finish

## BASE PRICE | \$1,239

P1410

Code	Grade 1	Grade 2/ COM	Grade 3	Grade 4/ COL	Grade 5	Grade 6	Grade 7	Grade 8	Leather 1	Leather 2	Leather 3
SEAT	\$744	\$772	\$790	\$814	\$835	\$872	\$914	\$961	\$1,064	\$1,109	\$1,246
BACK	\$495	\$537	\$564	\$600	\$632	\$687	\$750	\$821	\$974	\$1,043	\$1,248

SERIES	P1	Guest Upholstered	QS	\$
BACK STYLE	4	Midback Plus		VAR
LEG	10	Single		-
ARM CAP FINISH	LG	Light Grey Polyurethane		-
	SK	Smoke Polyurethane		-
	TP	Taupe Polyurethane		-
	LM	Light Wood		\$180
	MM	Medium Wood		\$180
	DM	Dark Wood		\$180
	BI	Corian Bisque		\$350
FRAME FINISH	SVR	Silver		-
	BM	Matte Bronze		-
	MSK	Matte Smoke		-
OPTIONS	PW	Power [Mounted Under Seat]		\$250
FREIGHT OPTIONS	KD	Knocked Down		-
	BW	Blanket Wrapped - Fully Assembled (25 seat minimum)		\$75
	AS	Allseating Standard		-
FREIGHT REQUIREMENTS	FQ	Special Freight Instructions (Call for Quote)		VAR
	GD	Guaranteed Delivery Date and Time (Call for Quote)		VAR

## DIMENSIONS

- Overall: 33.5"H | 35.4"W | 24.5"D
- Seat: 18.3"H | 30"W | 19"D
- Back: 16"H | 30"W
- Arm: 25.8"H
- COM Full: 2.5 yards
- COM Seat: 1 yard
- COM Back: 1.5 yards

## NOTES

- Knocked Down shipping indicates chair with back taken off
- Warranted for users up to 500lbs
- This product meets the requirements set forth in ANSI/BIFMA HCF8.1

## TO ORDER SIMPLY FILL IN THE BLANKS


P1	-	4	-	10	-		-		-		-		-		-		
SERIES		BACK STYLE		LEG		ARM CAP FINISH		FRAME FINISH		OPTIONS		FREIGHT OPTION		FREIGHT REQUIRE- MENTS		FABRIC CODE - SEAT Please refer to allseating.com for fabric codes.	FABRIC CODE - BACK





# RÜHE® GUEST LOVESEAT

DESIGN | MIKE SHIELDS  
OPEN MARKET



### FEATURES

- Durable yet lightweight 14g steel frame
- Frame available in Silver, Matte Smoke, and Matte Bronze
- Frame is wall-saver design
- Soft cleanout between seat and back
- Molded foam for both seat and back
- Dual upholstery with healthcare grade vinyl under seat
- Polyurethane arm caps in Light Grey, Smoke, and Taupe finishes
- Corian and Wood arm caps available for upcharge
- Arms designed for easy ingress and egress
- Curvature of the arm provides natural cradle to support user's arm
- Field replaceable parts: arm caps, frame, seat, and back
- Non-marring glides
- Optional power mounted on left side [seated] under seat | White finish

**BASE PRICE | \$1,555**  
**P1510**

Code	Grade 1	Grade 2/ COM	Grade 3	Grade 4/ COL	Grade 5	Grade 6	Grade 7	Grade 8	Leather 1	Leather 2	Leather 3
SEAT	\$770	\$812	\$839	\$875	\$907	\$962	\$1,025	\$1,096	\$1,249	\$1,318	\$1,523
BACK	\$785	\$827	\$854	\$890	\$922	\$977	\$1,040	\$1,111	\$1,264	\$1,333	\$1,538

SERIES	P1	Guest Upholstered	QS	\$
BACK STYLE	5	Midback		VAR
LEG	10	Single		-
ARM CAP FINISH	LG	Light Grey Polyurethane		-
	SK	Smoke Polyurethane		-
	TP	Taupe Polyurethane		-
	LM	Light Wood		\$180
	MM	Medium Wood		\$180
	DM	Dark Wood		\$180
	BI	Corian Bisque		\$350
FRAME FINISH	SVR	Silver		-
	BM	Matte Bronze		-
	MSK	Matte Smoke		-
OPTIONS	PW	Power [Mounted Under Seat]		\$250
FREIGHT OPTIONS	KD	Knocked Down		-
	BW	Blanket Wrapped - Fully Assembled (25 seat minimum)		\$75
FREIGHT REQUIREMENTS	AS	Allseating Standard		-
	FQ	Special Freight Instructions (Call for Quote)		VAR
	GD	Guaranteed Delivery Date and Time (Call for Quote)		VAR

### DIMENSIONS

- Overall: 33.5"H | 49.4"W | 24.5"D
- Seat: 18.3"H | 44"W | 19"D
- Back: 16"H | 44"W
- Arm: 25.8"H
- COM Full: 3 yards
- COM Seat: 1.5 yards
- COM Back: 1.5 yards

### NOTES

- Knocked Down shipping indicates chair with back taken off
- Warranted for maximum weight of 500lbs
- This product meets the requirements set forth in ANSI/BIFMA HCF8.1

### TO ORDER SIMPLY FILL IN THE BLANKS

P1	-	5	-	10	-		-		-		-		-		-		
SERIES		BACK STYLE		LEG		ARM CAP FINISH		FRAME FINISH		OPTIONS		FREIGHT OPTION		FREIGHT REQUIRE- MENTS		FABRIC CODE - SEAT Please refer to allseating.com for fabric codes.	FABRIC CODE - BACK





# RÜHE® GUEST DOUBLE

DESIGN | MIKE SHIELDS  
OPEN MARKET



## FEATURES

- Durable yet lightweight 14g steel frame
- Frame available in Silver, Matte Smoke, and Matte Bronze
- Frame is wall-saver design
- Soft cleanout between seat and back
- Molded foam for both seat and back
- Dual upholstery with healthcare grade vinyl under seat
- Polyurethane arm caps in Light Grey, Smoke, and Taupe finishes
- Corian and Wood arm caps available for upcharge
- Arms designed for easy ingress and egress
- Curvature of the arm provides natural cradle to support user's arm
- Field replaceable parts: arm caps, frame, seat, and back
- Non-marring glides
- Optional power mounted on left side [seated] under seat | White finish

**BASE PRICE | \$1,610**  
**P1020**

Code	Grade 1	Grade 2/ COM	Grade 3	Grade 4/ COL	Grade 5	Grade 6	Grade 7	Grade 8	Leather 1	Leather 2	Leather 3
SEAT	\$825	\$874	\$906	\$948	\$984	\$1,049	\$1,123	\$1,205	\$1,384	\$1,464	\$1,704
BACK	\$785	\$827	\$854	\$890	\$922	\$977	\$1,040	\$1,111	\$1,264	\$1,333	\$1,538

SERIES	P1	Guest Upholstered	QS	\$
BACK STYLE	0	Midback		VAR
LEG	20	Double		-
ARM CAP FINISH	LG	Light Grey Polyurethane		-
	SK	Smoke Polyurethane		-
	TP	Taupe Polyurethane		-
	LM	Light Wood		\$180
	MM	Medium Wood		\$180
	DM	Dark Wood		\$180
	BI	Corian Bisque		\$350
FRAME FINISH	SVR	Silver		-
	BM	Matte Bronze		-
	MSK	Matte Smoke		-
OPTIONS	MB	Power [Mounted Under Seat]		\$250
FREIGHT OPTIONS	KD	Knocked Down		-
	BW	Blanket Wrapped - Fully Assembled (25 seat minimum)		\$150
FREIGHT REQUIREMENTS	AS	Allseating Standard		-
	FQ	Special Freight Instructions (Call for Quote)		VAR
	GD	Guaranteed Delivery Date and Time (Call for Quote)		VAR

## DIMENSIONS

- Overall: 33.5"H | 49.4"W | 24.5"D
- Seat: 18.3"H | 22"W Per Seat | 19"D
- Back: 16"H | 44"W
- Arm: 25.8"H
- COM Full: 3.25 yards
- COM Seat: 1.75 yards
- COM Back: 1.5 yards

## NOTES


- Knocked Down shipping indicates chair with back taken off
- Warranted for users up to 300lbs per seat
- This product meets the requirements set forth in ANSI/BIFMA HCF8.1

## TO ORDER SIMPLY FILL IN THE BLANKS

P1	-	0	-	20	-		-		-		-		-		-		
SERIES		BACK STYLE		LEG		ARM CAP FINISH		FRAME FINISH		OPTIONS		FREIGHT OPTION		FREIGHT REQUIRE- MENTS		FABRIC CODE - SEAT Please refer to allseating.com for fabric codes.	FABRIC CODE - BACK



# RÜHE® GUEST DOUBLE HALF ARM

DESIGN | MIKE SHIELDS  
OPEN MARKET

## FEATURES

- Durable yet lightweight 14g steel frame
- Frame available in Silver, Matte Smoke, and Matte Bronze
- Frame is wall-saver design
- Soft cleanout between seat and back
- Molded foam for both seat and back
- Dual upholstery with healthcare grade vinyl under seat
- Polyurethane arm caps in Light Grey, Smoke, and Taupe finishes
- Corian and Wood arm caps available for upcharge
- Arms designed for easy ingress and egress
- Curvature of the arm provides natural cradle to support user's arm
- Field replaceable parts: arm caps, frame, seat, and back
- Non-marring glides
- Optional power mounted on left side [seated] under seat | White finish

**BASE PRICE | \$1,757**  
**P1021**

Code	Grade 1	Grade 2/ COM	Grade 3	Grade 4/ COL	Grade 5	Grade 6	Grade 7	Grade 8	Leather 1	Leather 2	Leather 3
SEAT	\$972	\$1,021	\$1,053	\$1,095	\$1,131	\$1,196	\$1,270	\$1,352	\$1,531	\$1,611	\$1,851
BACK	\$785	\$827	\$854	\$890	\$922	\$977	\$1,040	\$1,111	\$1,264	\$1,333	\$1,538

SERIES	P1	Guest Upholstered	QS	\$
BACK STYLE	0	Midback		VAR
LEG	21	Double with Half Arm		-
ARM CAP FINISH	LG	Light Grey Polyurethane		-
	SK	Smoke Polyurethane		-
	TP	Taupe Polyurethane		-
	LM	Light Wood		\$270
	MM	Medium Wood		\$270
	DM	Dark Wood		\$270
	BI	Corian Bisque		\$525
FRAME FINISH	SVR	Silver		-
	BM	Matte Bronze		-
	MSK	Matte Smoke		-
OPTIONS	PW	Power [Mounted Under Seat]		\$250
FREIGHT OPTIONS	KD	Knocked Down		-
	BW	Blanket Wrapped - Fully Assembled (25 seat minimum)		\$150
FREIGHT REQUIREMENTS	AS	Allseating Standard		-
	FQ	Special Freight Instructions (Call for Quote)		VAR
	GD	Guaranteed Delivery Date and Time (Call for Quote)		VAR

## DIMENSIONS

- Overall: 33.5"H | 49.4"W | 24.5"D
- Seat: 18.3"H | 21"W Per Seat | 19"D
- Back: 16"H | 21"W Per Back
- Arm: 25.8"H
- COM Full: 3.25 yards
- COM Seat: 1.75 yards
- COM Back: 1.5 yards

## NOTES

- Knocked Down shipping indicates chair with back taken off
- Warranted for users up to 250lbs per seat
- This product meets the requirements set forth in ANSI/BIFMA HCF8.1

## TO ORDER SIMPLY FILL IN THE BLANKS

P1	-	0	-	21	-		-		-		-		-		-		
SERIES		BACK STYLE		LEG		ARM CAP FINISH		FRAME FINISH		OPTIONS		FREIGHT OPTION		FREIGHT REQUIRE- MENTS		FABRIC CODE - SEAT Please refer to allseating.com for fabric codes.	FABRIC CODE - BACK



# RÜHE® GUEST DOUBLE FULL ARM

DESIGN | MIKE SHIELDS  
OPEN MARKET

## FEATURES

- Durable yet lightweight 14g steel frame
- Frame available in Silver, Matte Smoke, and Matte Bronze
- Frame is wall-saver design
- Soft cleanout between seat and back
- Molded foam for both seat and back
- Dual upholstery with healthcare grade vinyl under seat
- Polyurethane arm caps in Light Grey, Smoke, and Taupe finishes
- Corian and Wood arm caps available for upcharge
- Arms designed for easy ingress and egress
- Curvature of the arm provides natural cradle to support user's arm
- Field replaceable parts: arm caps, frame, seat, and back
- Non-marring glides
- Optional power mounted on left side [seated] under seat | White finish

## BASE PRICE | \$1,830 P1022

Code	Grade 1	Grade 2/ COM	Grade 3	Grade 4/ COL	Grade 5	Grade 6	Grade 7	Grade 8	Leather 1	Leather 2	Leather 3
SEAT	\$1,045	\$1,094	\$1,126	\$1,168	\$1,204	\$1,269	\$1,343	\$1,425	\$1,604	\$1,684	\$1,924
BACK	\$785	\$827	\$854	\$890	\$922	\$977	\$1,040	\$1,111	\$1,264	\$1,333	\$1,538

SERIES	P1	Guest Upholstered	QS	\$
BACK STYLE	0	Midback		VAR
LEG	22	Double with Full Arm		-
ARM CAP FINISH	LG	Light Grey Polyurethane		-
	SK	Smoke Polyurethane		-
	TP	Taupe Polyurethane		-
	LM	Light Wood		\$270
	MM	Medium Wood		\$270
	DM	Dark Wood		\$270
	BI	Corian Bisque		\$525
FRAME FINISH	SVR	Silver		-
	BM	Matte Bronze		-
	MSK	Matte Smoke		-
OPTIONS	PW	Power [Mounted Under Seat]		\$250
FREIGHT OPTIONS	KD	Knocked Down		-
	BW	Blanket Wrapped - Fully Assembled (25 seat minimum)		\$150
FREIGHT REQUIREMENTS	AS	Allseating Standard		-
	FQ	Special Freight Instructions (Call for Quote)		VAR
	GD	Guaranteed Delivery Date and Time (Call for Quote)		VAR

## DIMENSIONS

- Overall: 33.5"H | 49.4"W | 24.5"D
- Seat: 18.3"H | 21"W Per Seat | 19"D
- Back: 16"H | 21"W Per Back
- Arm: 25.8"H
- COM Full: 3.25 yards
- COM Seat: 1.75 yards
- COM Back: 1.5 yards

## NOTES

- Knocked Down shipping indicates chair with back taken off
- Warranted for users up to 250lbs per seat
- This product meets the requirements set forth in ANSI/BIFMA HCF8.1

## TO ORDER SIMPLY FILL IN THE BLANKS

P1	-	0	-	22	-		-		-		-		-		-		
SERIES		BACK STYLE		LEG		ARM CAP FINISH		FRAME FINISH		OPTIONS		FREIGHT OPTION		FREIGHT REQUIRE- MENTS		FABRIC CODE - SEAT Please refer to allseating.com for fabric codes.	FABRIC CODE - BACK





# RÜHE® GUEST TRIPLE

DESIGN | MIKE SHIELDS  
OPEN MARKET



### FEATURES

- Durable yet lightweight 14g steel frame
- Frame available in Silver, Matte Smoke, and Matte Bronze
- Frame is wall-saver design
- Soft cleanout between seat and back
- Molded foam for both seat and back
- Dual upholstery with healthcare grade vinyl under seat
- Polyurethane arm caps in Light Grey, Smoke, and Taupe finishes
- Corian and Wood arm caps available for upcharge
- Arms designed for easy ingress and egress
- Curvature of the arm provides natural cradle to support user's arm
- Field replaceable parts: arm caps, frame, seat, and back
- Non-marring glides
- Optional power mounted on left side [seated] under seat | White finish

## BASE PRICE | \$2,235

P1030

Code	Grade 1	Grade 2/ COM	Grade 3	Grade 4/ COL	Grade 5	Grade 6	Grade 7	Grade 8	Leather 1	Leather 2	Leather 3
SEAT	\$1,340	\$1,403	\$1,444	\$1,498	\$1,545	\$1,628	\$1,723	\$1,828	\$2,059	\$2,161	\$2,470
BACK	\$895	\$944	\$976	\$1,018	\$1,054	\$1,119	\$1,193	\$1,275	\$1,454	\$1,534	\$1,774

SERIES	P1	Guest Upholstered	QS	\$
BACK STYLE	0	Midback		VAR
LEG	30	Triple		-
ARM CAP FINISH	LG	Light Grey Polyurethane		-
	SK	Smoke Polyurethane		-
	TP	Taupe Polyurethane		-
	LM	Light Wood		\$180
	MM	Medium Wood		\$180
	DM	Dark Wood		\$180
	BI	Corian Bisque		\$350
FRAME FINISH	SVR	Silver		-
	BM	Matte Bronze		-
	MSK	Matte Smoke		-
OPTIONS	PW	Power [Mounted Under Seat]		\$250
FREIGHT OPTIONS	KD	Knocked Down		-
	BW	Blanket Wrapped - Fully Assembled (25 seat minimum)		\$225
FREIGHT REQUIREMENTS	AS	Allseating Standard		-
	FQ	Special Freight Instructions (Call for Quote)		VAR
	GD	Guaranteed Delivery Date and Time (Call for Quote)		VAR

### DIMENSIONS

- Overall: 33.5"H | 71.5"W | 24.5"D
- Seat: 18.3"H | 22"W Per Seat | 19"D
- Back: 16"H | 66"W
- Arm: 25.8"H
- COM Full: 4 yards
- COM Seat: 2.25 yards
- COM Back: 1.75 yards

### NOTES

- Knocked Down shipping indicates chair with back taken off
- Warranted for users up to 250lbs per seat
- This product meets the requirements set forth in ANSI/BIFMA HCF8.1

### TO ORDER SIMPLY FILL IN THE BLANKS

P1	-	0	-	30	-		-		-		-		-		-		
SERIES		BACK STYLE		LEG		ARM CAP FINISH		FRAME FINISH		OPTIONS		FREIGHT OPTION		FREIGHT REQUIRE- MENTS		FABRIC CODE - SEAT Please refer to allseating.com for fabric codes.	FABRIC CODE - BACK





# RÜHE® GUEST TRIPLE HALF ARM

DESIGN | MIKE SHIELDS  
OPEN MARKET



## FEATURES

- Durable yet lightweight 14g steel frame
- Frame available in Silver, Matte Smoke, and Matte Bronze
- Frame is wall-saver design
- Soft cleanout between seat and back
- Molded foam for both seat and back
- Dual upholstery with healthcare grade vinyl under seat
- Polyurethane arm caps in Light Grey, Smoke, and Taupe finishes
- Corian and Wood arm caps available for upcharge
- Arms designed for easy ingress and egress
- Curvature of the arm provides natural cradle to support user's arm
- Field replaceable parts: arm caps, frame, seat, and back
- Non-marring glides
- Optional power mounted on left side [seated] under seat | White finish

**BASE PRICE | \$2,548**  
**P1031**

Code	Grade 1	Grade 2/ COM	Grade 3	Grade 4/ COL	Grade 5	Grade 6	Grade 7	Grade 8	Leather 1	Leather 2	Leather 3
SEAT	\$1,654	\$1,717	\$1,758	\$1,812	\$1,859	\$1,942	\$2,037	\$2,142	\$2,373	\$2,475	\$2,784
BACK	\$894	\$957	\$998	\$1,052	\$1,099	\$1,182	\$1,277	\$1,382	\$1,613	\$1,715	\$2,024

SERIES	P1	Guest Upholstered	QS	\$
BACK STYLE	0	Midback		VAR
LEG	31	Triple with Half Arm		-
ARM CAP FINISH	LG	Light Grey Polyurethane		-
	SK	Smoke Polyurethane		-
	TP	Taupe Polyurethane		-
	LM	Light Wood		\$360
	MM	Medium Wood		\$360
	DM	Dark Wood		\$360
	BI	Corian Bisque		\$700
FRAME FINISH	SVR	Silver		-
	BM	Matte Bronze		-
	MSK	Matte Smoke		-
OPTIONS	PW	Power [Mounted Under Seat]		\$250
FREIGHT OPTIONS	KD	Knocked Down		-
	BW	Blanket Wrapped - Fully Assembled (25 seat minimum)		\$225
FREIGHT REQUIREMENTS	AS	Allseating Standard		-
	FQ	Special Freight Instructions (Call for Quote)		VAR
	GD	Guaranteed Delivery Date and Time (Call for Quote)		VAR

## DIMENSIONS

- Overall: 33.5"H | 71.5"W | 24.5"D
- Seat: 18.3"H | 21"W Per Seat | 19"D
- Back: 16"H | 21"W Per Seat
- Arm: 25.8"H
- COM Full: 4.5 yards
- COM Seat: 2.25 yards
- COM Back: 2.25 yards

## NOTES

- Knocked Down shipping indicates chair with back taken off
- Warranted for users up to 250lbs per seat
- This product meets the requirements set forth in ANSI/BIFMA HCF8.1

## TO ORDER SIMPLY FILL IN THE BLANKS

P1	0	31							
SERIES	BACK STYLE	LEG	ARM CAP FINISH	FRAME FINISH	OPTIONS	FREIGHT OPTION	FREIGHT REQUIRE- MENTS	FABRIC CODE - SEAT Please refer to allseating.com for fabric codes.	FABRIC CODE - BACK





# RÜHE® GUEST TRIPLE FULL ARM

DESIGN | MIKE SHIELDS  
OPEN MARKET



## FEATURES

- Durable yet lightweight 14g steel frame
- Frame available in Silver, Matte Smoke, and Matte Bronze
- Frame is wall-saver design
- Soft cleanout between seat and back
- Molded foam for both seat and back
- Dual upholstery with healthcare grade vinyl under seat
- Polyurethane arm caps in Light Grey, Smoke, and Taupe finishes
- Corian and Wood arm caps available for upcharge
- Arms designed for easy ingress and egress
- Curvature of the arm provides natural cradle to support user's arm
- Field replaceable parts: arm caps, frame, seat, and back
- Non-marring glides
- Optional power mounted on left side [seated] under seat | White finish

**BASE PRICE | \$2,620**  
**P1032**

Code	Grade 1	Grade 2/ COM	Grade 3	Grade 4/ COL	Grade 5	Grade 6	Grade 7	Grade 8	Leather 1	Leather 2	Leather 3
SEAT	\$1,725	\$1,788	\$1,829	\$1,883	\$1,930	\$2,013	\$2,108	\$2,213	\$2,444	\$2,546	\$2,855
BACK	\$895	\$958	\$999	\$1,053	\$1,100	\$1,183	\$1,278	\$1,383	\$1,614	\$1,716	\$2,025

SERIES	P1	Guest Upholstered	QS	\$
BACK STYLE	0	Midback		VAR
LEG	32	Triple with Full Arm		-
ARM CAP FINISH	LG	Light Grey Polyurethane		-
	SK	Smoke Polyurethane		-
	TP	Taupe Polyurethane		-
	LM	Light Wood		\$360
	MM	Medium Wood		\$360
	DM	Dark Wood		\$360
	BI	Corian Bisque		\$700
FRAME FINISH	SVR	Silver		-
	BM	Matte Bronze		-
	MSK	Matte Smoke		-
OPTIONS	PW	Power [Mounted Under Seat]		\$250
FREIGHT OPTIONS	KD	Knocked Down		-
	BW	Blanket Wrapped - Fully Assembled (25 seat minimum)		\$225
FREIGHT REQUIREMENTS	AS	Allseating Standard		-
	FQ	Special Freight Instructions (Call for Quote)		VAR
	GD	Guaranteed Delivery Date and Time (Call for Quote)		VAR

## DIMENSIONS

- Overall: 33.5"H | 71.5"W | 24.5"D
- Seat: 18.3"H | 21"W Per Seat | 19"D
- Back: 16"H | 21"W Per Seat
- Arm: 25.8"H
- COM Full: 4.5 yards
- COM Seat: 2.25 yards
- COM Back: 2.25 yards

## NOTES

- Knocked Down shipping indicates chair with back taken off
- Warranted for users up to 250lbs per seat
- This product meets the requirements set forth in ANSI/BIFMA HCF8.1

## TO ORDER SIMPLY FILL IN THE BLANKS

P1	-	0	-	32	-		-		-		-		-		-		
SERIES		BACK STYLE		LEG		ARM CAP FINISH		FRAME FINISH		OPTIONS		FREIGHT OPTION		FREIGHT REQUIRE- MENTS		FABRIC CODE - SEAT Please refer to allseating.com for fabric codes.	FABRIC CODE - BACK





# RÜHE® LOUNGE SINGLE

DESIGN | MIKE SHIELDS  
OPEN MARKET



FEATURES

- Durable yet lightweight 14g steel frame
- Frame available in Silver, Matte Smoke, and Matte Bronze
- Frame is wall-saver design
- Soft cleanout between seat and back
- Molded foam for both seat and back
- Dual upholstery with healthcare grade vinyl under seat
- Polyurethane arm caps in Light Grey, Smoke, and Taupe finishes
- Corian and Wood arm caps available for upcharge
- Arms designed for easy ingress and egress
- Curvature of the arm provides natural cradle to support user's arm
- Field replaceable parts: arm caps, frame, seat, and back
- Non-marring glides
- Optional power mounted on left side [seated] under seat | White finish

BASE PRICE | \$1,300  
P2010

Code	Grade 1	Grade 2/ COM	Grade 3	Grade 4/ COL	Grade 5	Grade 6	Grade 7	Grade 8	Leather 1	Leather 2	Leather 3
SEAT	\$780	\$815	\$838	\$868	\$894	\$940	\$993	\$1,051	\$1,179	\$1,236	\$1,408
BACK	\$520	\$569	\$601	\$643	\$679	\$744	\$818	\$900	\$1,079	\$1,159	\$1,399

SERIES	P2	Lounge Upholstered	QS	\$
BACK STYLE	0	Midback		VAR
LEG	10	Single		-
ARM CAP FINISH	GP	Light Grey Polyurethane		-
	SP	Smoke Polyurethane		-
	TP	Taupe Polyurethane		-
	LM	Light Maple		\$195
	MM	Medium Maple		\$195
	DM	Dark Maple		\$195
	BI	Corian Bisque		\$375
FRAME FINISH	SVR	Silver		-
	BM	Matte Bronze		-
	MSK	Matte Smoke		-
OPTIONS	PW	Power [Mounted Under Seat]		-
FREIGHT OPTIONS	KD	Knocked Down		-
	BW	Blanket Wrapped - Fully Assembled (25 seat minimum)		\$75
FREIGHT REQUIREMENTS	AS	Allseating Standard		-
	FQ	Special Freight Instructions (Call for Quote)		VAR
	GD	Guaranteed Delivery Date and Time (Call for Quote)		VAR

DIMENSIONS

- OVERALL: 31"H | 28.3"W | 27"D
- Seat: 17.5"H | 23"W | 19.3"D
- Back: 15.5"H | 23"W
- Arm: 24.5"H
- COM Full: 3.5 yards
- COM Seat: 1.25 yards
- COM Back: 2.25 yards

NOTES

- Knocked Down shipping indicates chair with back taken off
- Warranted for users up to 400lbs
- This product meets the requirements set forth in ANSI/BIFMA HCF5.11

TO ORDER SIMPLY FILL IN THE BLANKS

P2

-

0

-

10

-

-

-

-

-

-

-

SERIES

BACK  
STYLE

LEG

ARM CAP  
FINISH

FRAME  
FINISH

OPTIONS

FREIGHT  
OPTION

FREIGHT  
REQUIRE-  
MENTS

FABRIC CODE - SEAT  
Please refer to allseating.com  
for fabric codes.

FABRIC CODE - BACK



## RÜHE® LOUNGE DOUBLE

DESIGN | MIKE SHIELDS  
OPEN MARKET

## FEATURES

- Durable yet lightweight 14g steel frame
- Frame available in Silver, Matte Smoke, and Matte Bronze
- Frame is wall-saver design
- Soft cleanout between seat and back
- Molded foam for both seat and back
- Dual upholstery with healthcare grade vinyl under seat
- Polyurethane arm caps in Light Grey, Smoke, and Taupe finishes
- Corian and Wood arm caps available for upcharge
- Arms designed for easy ingress and egress
- Curvature of the arm provides natural cradle to support user's arm
- Field replaceable parts: arm caps, frame, seat, and back
- Non-marring glides
- Optional power mounted on left side [seated] under seat | White finish

BASE PRICE | \$2,027  
P2020

Code	Grade 1	Grade 2/ COM	Grade 3	Grade 4/ COL	Grade 5	Grade 6	Grade 7	Grade 8	Leather 1	Leather 2	Leather 3
SEAT	\$1,215	\$1,264	\$1,296	\$1,338	\$1,374	\$1,439	\$1,513	\$1,595	\$1,774	\$1,854	\$2,094
BACK	\$812	\$875	\$916	\$970	\$1,017	\$1,100	\$1,195	\$1,300	\$1,531	\$1,633	\$1,942

SERIES	P2	Lounge Upholstered	QS	\$
BACK STYLE	0	Midback		VAR
LEG	20	Double		-
ARM CAP FINISH	GP	Light Grey Polyurethane		-
	SP	Smoke Polyurethane		-
	TP	Taupe Polyurethane		-
	LM	Light Maple		\$195
	MM	Medium Maple		\$195
	DM	Dark Maple		\$195
	BI	Corian Bisque		\$375
FRAME FINISH	SVR	Silver		-
	BM	Matte Bronze		-
	MSK	Matte Smoke		-
OPTIONS	PW	Power [Mounted Under Seat]		-
FREIGHT OPTIONS	KD	Knocked Down		-
	BW	Blanket Wrapped - Fully Assembled (25 seat minimum)		\$150
FREIGHT REQUIREMENTS	AS	Allseating Standard		-
	FQ	Special Freight Instructions (Call for Quote)		VAR
	GD	Guaranteed Delivery Date and Time (Call for Quote)		VAR

## DIMENSIONS

- OVERALL: 31"H | 51.3"W | 27"D
- Seat: 17.5"H | 23"W Per Seat | 19.3"D
- Back: 15.5"H | 46"W
- Arm: 24.4"H
- COM Full: 4 yards
- COM Seat: 1.75 yards
- COM Back: 2.25 yards

## NOTES

- Knocked Down shipping indicates chair with back taken off
- Warranted for users up to 250lbs per seat
- This product meets the requirements set forth in ANSI/BIFMA HCF5.4

## TO ORDER SIMPLY FILL IN THE BLANKS

P2	-	0	-	20	-		-		-		-		-		-		
SERIES		BACK STYLE		LEG		ARM CAP FINISH		FRAME FINISH		OPTIONS		FREIGHT OPTION		FREIGHT REQUIRE- MENTS		FABRIC CODE - SEAT Please refer to allseating.com for fabric codes.	FABRIC CODE - BACK





# RÜHE® LOUNGE TRIPLE

DESIGN | MIKE SHIELDS  
OPEN MARKET



## FEATURES

- Durable yet lightweight 14g steel frame
- Frame available in Silver, Matte Smoke, and Matte Bronze
- Frame is wall-saver design
- Soft cleanout between seat and back
- Molded foam for both seat and back
- Dual upholstery with healthcare grade vinyl under seat
- Polyurethane arm caps in Light Grey, Smoke, and Taupe finishes
- Corian and Wood arm caps available for upcharge
- Arms designed for easy ingress and egress
- Curvature of the arm provides natural cradle to support user's arm
- Field replaceable parts: arm caps, frame, seat, and back
- Non-marring glides
- Optional power mounted on left side [seated] under seat | White finish

## BASE PRICE | \$2,548 P2030

Code	Grade 1	Grade 2/ COM	Grade 3	Grade 4/ COL	Grade 5	Grade 6	Grade 7	Grade 8	Leather 1	Leather 2	Leather 3
SEAT	\$1,528	\$1,598	\$1,643	\$1,703	\$1,756	\$1,848	\$1,953	\$2,071	\$2,327	\$2,441	\$2,783
BACK	\$1,020	\$1,125	\$1,193	\$1,283	\$1,361	\$1,500	\$1,658	\$1,834	\$2,218	\$2,389	\$2,903

SERIES	P2	Lounge Upholstered	QS	\$
BACK STYLE	0	Midback		VAR
LEG	30	Triple		-
ARM CAP FINISH	GP	Light Grey Polyurethane		-
	SP	Smoke Polyurethane		-
	TP	Taupe Polyurethane		-
	LM	Light Maple		\$195
	MM	Medium Maple		\$195
	DM	Dark Maple		\$195
	BI	Corian Bisque		\$375
FRAME FINISH	SVR	Silver		-
	BM	Matte Bronze		-
	MSK	Matte Smoke		-
OPTIONS	PW	Power [Mounted Under Seat]		-
FREIGHT OPTIONS	KD	Knocked Down		-
	BW	Blanket Wrapped - Fully Assembled (25 seat minimum)		\$225
FREIGHT REQUIREMENTS	AS	Allseating Standard		-
	FQ	Special Freight Instructions (Call for Quote)		VAR
	GD	Guaranteed Delivery Date and Time (Call for Quote)		VAR

## DIMENSIONS

- OVERALL: 31"H | 74"W | 27"D
- Seat: 17.5"H | 23"W Per Seat | 19.3"D
- Back: 15.5"H | 69"W
- Arm: 24.4"H
- COM Full: 6.25 yards
- COM Seat: 2.5 yards
- COM Back: 3.75 yards

## NOTES

- Knocked Down shipping indicates chair with back taken off
- Warranted for users up to 250lbs per seat
- This product meets the requirements set forth in ANSI/BIFMA HCF8.1.

## TO ORDER SIMPLY FILL IN THE BLANKS

P2	-	0	-	30	-		-		-		-		-		-		
SERIES		BACK STYLE		LEG		ARM CAP FINISH		FRAME FINISH		OPTIONS		FREIGHT OPTION		FREIGHT REQUIRE- MENTS		FABRIC CODE - SEAT Please refer to allseating.com for fabric codes.	FABRIC CODE - BACK



# RÜHE® SIDE TABLE

DESIGN | MIKE SHIELDS  
OPEN MARKET



## FEATURES

- 14 gauge steel frame/legs
- Seamless high pressure laminate surface in 5 colors
- Black nylon glides

## DIMENSIONS

- OVERALL: 16.5"H | 23"W | 23"D

BASE PRICE | \$722

P4X01

SERIES	P4	Table	QS	\$
BACK STYLE	X	No Back		-
LEG	01	Side		-
FRAME FINISH	SVR	Silver		-
	BM	Matte Bronze		-
	MSK	Matte Smoke		-
				-
TABLE FINISH	WH	White		-
	EA	Earth		-
	WL	Light Wood		-
	WM	Medium Wood		-
	WD	Dark Wood		-
FREIGHT OPTIONS	KD	Knocked Down		-
	BW	Blanket Wrapped - Fully Assembled [25 unit minimum]		\$75
FREIGHT REQUIREMENTS	AS	Allseating Standard		-
	FQ	Special Freight Instructions (Call for Quote)		VAR
	GD	Guaranteed Delivery Date and Time (Call for Quote)		VAR

## NOTES

- Ships knocked down.
- Warranted for users up to 350lbs
- This product meets the requirements set forth in ANSI/BIFMA HCF8.1.

TO ORDER SIMPLY FILL IN THE BLANKS

P4

-

X

-

01

-

-

-

-

SERIES

STYLE

TYPE

FRAME FINISH

TABLE FINISH

FREIGHT OPTION

FREIGHT REQUIREMENTS



INFO  
PLANS  
ASTUTE  
TUNE  
CHORDS  
DOCS  
PARTY TIME  
DETAIL  
MCHAN  
2  
FOOT  
SEB  
INERT  
5  
DATE  
JIF  
LI  
LEVO  
MANTRA  
PRATA  
PRESTO  
RAINBOW  
REQUISITE  
RES  
RÜHE  
THERAPOD  
TUCK  
WATSON  
YOU  
ZIP



# RÜHE® COFFEE TABLE

DESIGN | MIKE SHIELDS  
OPEN MARKET



**BASE PRICE | \$1,243**  
**P4X02**

**FEATURES**

- 14 gauge steel frame/legs
- Seamless high pressure laminate surface in 5 colors
- Black nylon glides

**DIMENSIONS**

- OVERALL: 16.5"H | 47.5"W | 20.8"D

SERIES	P4	Table	QS	\$
BACK STYLE	X	No Back		-
LEG	02	Coffee		-
FRAME FINISH	SVR	Silver		-
	BM	Matte Bronze		-
	MSK	Matte Smoke		-
TABLE FINISH	WH	White		-
	EA	Earth		-
	WL	Light Wood		-
	WM	Medium Wood		-
	WD	Dark Wood		-
FREIGHT OPTIONS	KD	Knocked Down		-
	BW	Blanket Wrapped - Fully Assembled (25 unit minimum)		\$75
FREIGHT REQUIREMENTS	AS	Allseating Standard		-
	FQ	Special Freight Instructions (Call for Quote)		VAR
	GD	Guaranteed Delivery Date and Time (Call for Quote)		VAR

**NOTES**

- Ships knocked down.
- Warranted for users up to 350lbs
- This product meets the requirements set forth in ANSI/BIFMA HCF8.1.

**TO ORDER SIMPLY FILL IN THE BLANKS**

P4

-

X

-

02

-

-

-

-

SERIES

STYLE

TYPE

FRAME FINISH

TABLE FINISH

FREIGHT OPTION

FREIGHT REQUIREMENTS



# RÜHE® END TABLE

DESIGN | MIKE SHIELDS  
OPEN MARKET



## FEATURES

- 14 gauge steel frame/legs
- Seamless high pressure laminate surface in 5 colors
- Black nylon glides

## DIMENSIONS

- OVERALL: 16.5"H | 18.5"W | 18.5"D

BASE PRICE | \$442

P4X03 / P4X04

SERIES	P4	Table	QS	\$
BACK STYLE	X	No Back		-
LEG	03	End (Left)		-
	04	End (Right)		-
FRAME FINISH	SVR	Silver		-
	BM	Matte Bronze		-
	MSK	Matte Smoke		-
TABLE FINISH	WH	White		-
	EA	Earth		-
	WL	Light Wood		-
	WM	Medium Wood		-
	WD	Dark Wood		-
FREIGHT OPTIONS	KD	Knocked Down		-
FREIGHT REQUIREMENTS	AS	Allseating Standard		-
	FQ	Special Freight Instructions (Call for Quote)		VAR
	GD	Guaranteed Delivery Date and Time (Call for Quote)		VAR

## NOTES

- Ships knocked down.
- Warranted for users up to 350lbs
- This product meets the requirements set forth in ANSI/BIFMA HCF8.1.

TO ORDER SIMPLY FILL IN THE BLANKS

P4

-

X

-

-

-

-

-

SERIES    STYLE    TYPE    FRAME FINISH    TABLE FINISH    FREIGHT OPTION    FREIGHT REQUIREMENTS



# RÜHE® MID TABLE

DESIGN | MIKE SHIELDS  
OPEN MARKET



**BASE PRICE | \$442**  
**P4X05**

**FEATURES**

- 14 gauge steel frame/legs
- Seamless high pressure laminate surface in 5 colors

**DIMENSIONS**

- OVERALL: 16.5"H | 18.5"W | 18.5"D

SERIES	P4	Table	QS	\$
BACK STYLE	X	No Back		-
LEG	05	In-Line		-
FRAME FINISH	SVR	Silver		-
	BM	Matte Bronze		-
	MSK	Matte Smoke		-
TABLE FINISH	WH	White		-
	EA	Earth		-
	WL	Light Wood		-
	WM	Medium Wood		-
	WD	Dark Wood		-
FREIGHT OPTIONS	KD	Knocked Down		-
FREIGHT REQUIREMENTS	AS	Allseating Standard		-
	FQ	Special Freight Instructions (Call for Quote)		VAR
	GD	Guaranteed Delivery Date and Time (Call for Quote)		VAR

**NOTES**

- Ships knocked down.
- Warranted for users up to 350lbs
- This product meets the requirements set forth in ANSI/BIFMA HCF8.1.

**TO ORDER SIMPLY FILL IN THE BLANKS**

P4

-

X

-

05

-

-

-

-

SERIES

STYLE

TYPE

FRAME FINISH

TABLE FINISH

FREIGHT OPTION

FREIGHT REQUIREMENTS





# RÜHE® 90 DEGREE TABLE

DESIGN | MIKE SHIELDS  
OPEN MARKET



**BASE PRICE | \$884**  
**P4X06**

**FEATURES**

- 14 gauge steel frame/legs
- Seamless high pressure laminate surface in 5 colors

**DIMENSIONS**

- OVERALL: 16.5"H | 25"W | 25"D

SERIES	P4	Table	QS	\$
BACK STYLE	X	No Back		-
LEG	06	90 Degree		-
FRAME FINISH	SVR	Silver		-
	BM	Matte Bronze		-
	MSK	Matte Smoke		-
TABLE FINISH	WH	White		-
	EA	Earth		-
	WL	Light Wood		-
	WM	Medium Wood		-
	WD	Dark Wood		-
FREIGHT OPTIONS	KD	Knocked Down		-
FREIGHT REQUIREMENTS	AS	Allseating Standard		-
	FQ	Special Freight Instructions (Call for Quote)		VAR
	GD	Guaranteed Delivery Date and Time (Call for Quote)		VAR

**NOTES**

- Ships knocked down.
- Warranted for users up to 350lbs
- This product meets the requirements set forth in ANSI/BIFMA HCF8.1.

**TO ORDER SIMPLY FILL IN THE BLANKS**

P4

-

X

-

06

-

-

-

-

SERIES

STYLE

TYPE

FRAME FINISH

TABLE FINISH

FREIGHT OPTION

FREIGHT REQUIREMENTS





# THERAPOD® THERAPIST HIGHBACK

DESIGN | ALLSEATING  
GSA SIN | 33721

## BASE PRICE | \$1,388

50180-NA

Grade 1	Grade 2/ COM	Grade 3	Grade 4/COL	Grade 5	Grade 6	Grade 7	Grade 8	Leather 1	Leather 2	Leather 3
\$1,388	\$1,430	\$1,457	\$1,493	\$1,525	\$1,580	\$1,643	\$1,714	\$1,867	\$1,936	\$2,141

### FEATURES

- 3.5" or 5.5" cylinder (depending on options selected)
- Composite base
- For arm features and travel specifications, see page 17
- Carpet casters

### DIMENSIONS

- Overall: 40.5"- 44"H | 28"W | 28"D
- Seat: 16.5"- 20"H | 20"W | 18"D
- Back: 24"-28"H | 17"W
- COM: 1.75 yds.

### NOTES

- Ships knocked down.
- For BW and FA freight options, minimum quantities apply, please check with Sales Support for details.
- Tension is adjustable on OHC and OHH casters to accommodate various surfaces
- All other features are dependant on the control specified. Please refer to Control Choice on page 8 for full description of available features.
- This product meets the requirements set forth in ANSI/BIFMA X5.1-2011 and is warranted for users up to 350 lbs.
- Dimensions are dependant on options selected. Product can be configured to comply with BIFMA G1-2002 Guidelines.
- \*AWL | Not available with 4D, ATD, ATK, ATO.

SERIES	50	Therapod Therapist	QS	\$
BACK STYLE	1	Highback		-
CONTROL	80	Deluxe Tilt J-Bar (DJ)		-
	90	Value Plus (VP) (SS included)		\$34
ARM	NA	No Arm		-
	ATD	Adjustable T Arm   Diamond Arm Cap*		\$70
	ATK	Adjustable T Arm   Kidney Arm Cap*		\$70
	ATO	Adjustable T Arm   Oval Arm Cap*		\$70
	4D	4 Dimensional Arm		\$130
	MF	Multi-Functional Arm [Width Adjustment Not Included]		\$158
OPTIONS	AWK	Adjustable Width Bracket (Knob)[Not Included with MF Arm]		\$30
	AWL	Adjustable Width Bracket (Lever)[Not Included with MF Arm]*		\$40
	LH	Dual Surface Casters		\$32
	OHC	OH Carpet Casters [adjustable]		\$63
	OHH	OH Dual Surface Casters [adjustable]		\$95
	SS	Seat Slider (range 2.5")		\$85
	NP	Neck Pad		\$30
	AB	Aluminum Base		\$65
	LS	Low Seat Height with 5" Travel		\$53
FREIGHT OPTIONS	KD	Knocked Down		-
	BW	Blanket Wrapped - Fully Assembled [25 Unit Minimum]		\$75
	FA	Fully Assembled in Carton [25 Unit Minimum]		\$115
FREIGHT REQUIREMENTS	AS	Allseating Standard		-
	FQ	Special Freight Instructions (Call for Quote)		VAR
	GD	Guaranteed Delivery Date and Time (Call for Quote)		VAR

### TO ORDER SIMPLY FILL IN THE BLANKS

50	-	1	-		-		-		-		-		
SERIES		BACK STYLE		CONTROL		ARM		OPTIONS For additional options separate with (-) hyphen.		FREIGHT OPTION		FREIGHT REQUIRE- MENTS	FABRIC CODE Please refer to allseating.com for fabric codes.



# THERAPOD® THERAPIST EXTRA HIGHBACK

DESIGN | ALLSEATING  
GSA SIN | 33721**BASE PRICE | \$1,456****50380-NA**

Grade 1	Grade 2/ COM	Grade 3	Grade 4/COL	Grade 5	Grade 6	Grade 7	Grade 8	Leather 1	Leather 2	Leather 3
\$1,456	\$1,505	\$1,537	\$1,579	\$1,615	\$1,680	\$1,754	\$1,836	\$2,015	\$2,095	\$2,335

## FEATURES

- 3.5" or 5.5" cylinder (depending on options selected)
- Composite base
- For arm features and travel specifications, see page 16
- Carpet casters

## DIMENSIONS

- Overall: 46" - 51"H | 28"W | 28"D
- Seat: 16.5" - 22"H | 21"W | 18.5"D
- Back: 30" - 34.5"H | 18"W
- COM: 2.0 yds.

## NOTES

- Ships knocked down.
- For BW and FA freight options, minimum quantities apply, please check with Sales Support for details.
- Tension is adjustable on OHC and OHH casters to accommodate various surfaces
- All other features are dependant on the control specified. Please refer to Control Choice on page 8 for full description of available features.
- This product meets the requirements set forth in ANSI/BIFMA X5.1-2011 and is warranted for users up to 350 lbs.
- Dimensions are dependant on options selected. Product can be configured to comply with BIFMA G1-2002 Guidelines.
- \*AWL | Not available with 4D, ATD, ATK, ATO.

SERIES	50	Therapod Therapist	QS	\$
BACK STYLE	3	Extra Highback		-
CONTROL	80	Deluxe Tilt J-Bar (DJ)		-
	90	Value Plus (VP) (SS included)		\$34
ARM	NA	No Arm		-
	ATD	Adjustable T Arm   Diamond Arm Cap*		\$70
	ATK	Adjustable T Arm   Kidney Arm Cap*		\$70
	ATO	Adjustable T Arm   Oval Arm Cap*		\$70
	4D	4 Dimensional Arm		\$130
	MF	Multi-Functional Arm [Width Adjustment Not Included]		\$158
OPTIONS	AWK	Adjustable Width Bracket (Knob)[Not Included with MF Arm]		\$30
	AWL	Adjustable Width Bracket (Lever)[Not Included with MF Arm]*		\$40
	LH	Dual Surface Casters		\$32
	OHC	OH Carpet Casters [adjustable]		\$63
	OHH	OH Dual Surface Casters [adjustable]		\$95
	SS	Seat Slider (range 2.5")		\$85
	NP	Neck Pad		\$30
	AB	Aluminum Base		\$65
	LS	Low Seat Height with 5" Travel		\$53
FREIGHT OPTIONS	KD	Knocked Down		-
	BW	Blanket Wrapped - Fully Assembled [25 Unit Minimum]		\$75
	FA	Fully Assembled in Carton [25 Unit Minimum]		\$115
FREIGHT REQUIREMENTS	AS	Allseating Standard		-
	FQ	Special Freight Instructions (Call for Quote)		VAR
	GD	Guaranteed Delivery Date and Time (Call for Quote)		VAR

## TO ORDER SIMPLY FILL IN THE BLANKS

50	-	3	-		-		-		-		-		-	
SERIES		BACK STYLE		CONTROL		ARM		OPTIONS For additional options separate with (-) hyphen.		FREIGHT OPTION		FREIGHT REQUIRE- MENTS		FABRIC CODE Please refer to allseating.com for fabric codes.



# TUCK® STACKER

**BASE PRICE | \$315**

**11050-NA**

Polypropylene Seat and Back	Grade 1	Grade 2/ COM	Grade 3	Grade 4/ COL	Grade 5	Grade 6	Grade 7	Grade 8	Leather 1	Leather 2	Leather 3
\$315	\$385	\$406	\$420	\$438	\$453	\$481	\$513	\$548	\$625	\$659	\$762

## FEATURES

- Non-marring nylon glides
- Polypropylene seat and back
- Optional upholstered seat or seat pad includes shroud
- Polypropylene armcaps
- Wall-Saving designed frame
- Stacks on dolly:
  - 35 (Sled), 20 (4-Leg)
- Stacks with upholstered seat:
  - 18 (Sled), 12 (4-Leg)
- Stacks 12 on the floor
- Stacks 6 on the floor with Upholstered seats
- Caster Stacking

## DIMENSIONS

- SLED Overall No Arm:
  - 32.25"H | 21.5"W | 23"D
- SLED Overall With Arm:
  - 32.25"H | 24.25"W | 23"D
- 4-LEG Overall No Arm:
  - 32.25"H | 22.5"W | 23"D
- 4-LEG Overall With Arm:
  - 32.25"H | 24.5"W | 23"D
- Seat: 18"H | 17.25"W | 18"D
- Back: 14.25"H | 18.5"W
- Fully Loaded Dolly:
  - 73.5"H | 26"W | 42"D
- 12 Stacked on the floor:
  - 43"H | 34"D
- Upholstered Seat and Upholstered Seat Pad add 0.75" to seat height
- COM: 0.75 yd.

## NOTES

- 8 more poly and frame colours available with a minimum order quantity of 250 units: Crimson, Sage, Pacific, Cove, Carob, Maize, Autumn, Dune [please see frames and finishes section on the website or contact sales support for more details]
- Ships fully assembled in a box.
- For orders of less than 2, a cartoning surcharge of \$22 net will be incurred per order.
- Ganging glides are factory installed, Armless version only.
- Ganging brackets shipped separately: Requires Installation.
- This product meets the requirements set forth in ANSI/BIFMA X5.1-2011 and is warranted for users up to 350 lbs.
- Dimensions are dependant on options selected. Product can be configured to comply with BIFMA G1-2002 Guidelines.
- Nylon glides for use on carpet, ceramic tile, concrete, vinyl, VCT, rubber.
- Felt covered glides for sled are suitable for use on hardwood, marble.
- Felt covered glides for use on hardwood, marble.

SERIES	11	Tuck	QS	\$
BACK STYLE	0	Midback	•	-
LEG	50	Stackable Sled Base	•	-
	54	4-Leg	•	-
ARM	NA	No Arm	•	-
	WA	With Arm	•	\$52
FRAME FINISH   COLLECTION 1	CM	Chrome	•	-
	PON	Onyx	•	-
	PCT	Cotton		-
	PSK	Smoke		-
	PHZ	Haze		-
	PMI	Midnight		-
	PBR	Birch		-
	PPO	Pottery		-
FRAME FINISH   COLLECTION 2	PCU	Currant [25 unit minimum order quantity]		\$25
	PIN	Indigo [25 unit minimum order quantity]		\$25
	PCI	Citrus [25 unit minimum order quantity]		\$25
	PPI	Pine [25 unit minimum order quantity]		\$25
POLYPROPYLENE	ON	Onyx	•	-
Indicate:	CT	Cotton	•	-
B for Back	CU	Currant	•	-
S for Seat	MI	Midnight	•	-
A for Arm	HZ	Haze	•	-
	SK	Smoke	•	-
	BR	Birch	•	-
	IN	Indigo	•	-
	CI	Citrus	•	-
	PI	Pine	•	-
	PO	Pottery	•	-
OPTIONS	PAD	Upholstered Seat Pad		VAR
	UPH	Fully Upholstered Seat with Poly Back		VAR
	FG	Felt-Covered Glides	•	\$16
OPTIONS (Sled Only)	BB	Storage Tray		\$140
	GG	Ganging Glides [Set of 4, 2 Male, 2 Female; NA Only]	•	\$10
	GB	Ganging Brackets [set of 2]	•	\$10
OPTIONS (4-leg Only)	CA	Carpet Caster		\$48
	TC	Dual Surface Caster		\$55
FREIGHT OPTIONS	FA	Fully Assembled in Carton		-
	BW	Blanket Wrapped - Fully Assembled [25 Unit Minimum]		\$35
FREIGHT REQUIREMENTS	AS	Allseating Standard		-
	FQ	Special Freight Instructions (Call for Quote)		VAR
	GD	Guaranteed Delivery Date and Time (Call for Quote)		VAR

	Dolly-35	Please ensure Dolly has separate model/line item with quantities specified	\$398
--	----------	--	-------

## TO ORDER SIMPLY FILL IN THE BLANKS

11	0				B	S	A				
SERIES	BACK STYLE	LEG	ARM	FRAME FINISH	POLYPROPYLENE BACK	POLYPROPYLENE SEAT	POLYPROPYLENE ARM	OPTIONS For additional options separate with (-) hyphen.	FREIGHT OPTION	FREIGHT REQUIRE- MENTS	FABRIC CODE Please refer to allseating.com for fabric codes.



# TUCK® MESHBACK STACKER

DESIGN | TODD YETMAN | GSA SIN | 33721

**BASE PRICE | \$345**

11050-NA

Polypropylene Seat and Back	Grade 1	Grade 2/ COM	Grade 3	Grade 4/ COL	Grade 5	Grade 6	Grade 7	Grade 8	Leather 1	Leather 2	Leather 3
\$345	\$415	\$436	\$450	\$468	\$483	\$511	\$543	\$578	\$655	\$689	\$792

## FEATURES

- Non-marring nylon glides
- Polypropylene seat and back
- Optional upholstered seat or seat pad includes shroud
- Polypropylene armcaps
- Wall-Saving designed frame
- Stacks on dolly:
  - 35 (Sled), 20 (4-Leg)
- Stacks with upholstered seat:
  - 18 (Sled), 12 (4-Leg)
- Stacks 12 on the floor
- Stacks 6 on the floor with Upholstered seats
- Caster Stacking

## DIMENSIONS

- SLED Overall No Arm:  
32.25"H | 21.5"W | 23"D
- SLED Overall With Arm:  
32.25"H | 24.25"W | 23"D
- 4-LEG Overall No Arm:  
32.25"H | 22.5"W | 23"D
- 4-LEG Overall With Arm:  
32.25"H | 24.5"W | 23"D
- Seat: 18"H | 17.25"W | 18"D
- Back: 14.25"H | 18.5"W
- Fully Loaded Dolly:  
73.5"H | 26"W | 42"D
- 12 Stacked on the floor: 43"H | 34"D
- Upholstered Seat and Upholstered  
Seat Pad add 0.75" to seat height
- COM: 0.75 yd.

## NOTES

- Ships fully assembled in a box.
- For orders of less than 2, a cartoning surcharge of \$22 net will be incurred per order.
- Ganging glides are factory installed, Armless version only.
- Ganging brackets shipped separately: Requires Installation.
- This product meets the requirements set forth in ANSI/BIFMA X5.1-2011 and is warranted for users up to 350 lbs.
- Dimensions are dependant on options selected. Product can be configured to comply with BIFMA G1-2002 Guidelines.
- Nylon glides for use on carpet, ceramic tile, concrete, vinyl, VCT, rubber.
- Felt covered glides for sled are suitable for use on hardwood, marble.
- Felt covered glides for use on hardwood, marble.

SERIES	11	Tuck	QS	\$
BACK STYLE	0	Midback		-
LEG	50	Stackable Sled Base		-
	54	4-Leg		-
ARM	NA	No Arm		-
	WA	With Arm		\$52
NYLON BACK FRAME	BKN	Black Nylon		-
	BRN	Birch Nylon		-
	SKN	Smoke Nylon		-
MESH COLOR	M11	M11 Mesh		-
See page 22 for mesh color codes	M2	M2 Mesh		\$55
	M3	M3 Mesh		\$55
FRAME FINISH   COLLECTION 1	CM	Chrome		-
	PON	Onyx		-
	PCT	Cotton		-
	PSK	Smoke		-
	PHZ	Haze		-
	PMI	Midnight		-
	PBR	Birch		-
	PPO	Pottery		-
FRAME FINISH   COLLECTION 2	PCU	Currant [25 unit minimum order quantity]		\$25
	PIN	Indigo [25 unit minimum order quantity]		\$25
	PCI	Citrus [25 unit minimum order quantity]		\$25
	PPI	Pine [25 unit minimum order quantity]		\$25
POLYPROPYLENE	ON	Onyx		-
Indicate:	CT	Cotton		-
S for Seat	CU	Currant		-
A for Arm	MI	Midnight		-
	HZ	Haze		-
	SK	Smoke		-
	BR	Birch		-
	IN	Indigo		-
	CI	Citrus		-
	PI	Pine		-
	PO	Pottery		-
OPTIONS	PAD	Upholstered Seat Pad		VAR
	UPH	Fully Upholstered Seat with Mesh Back		VAR
	FG	Felt-Covered Glides		\$16
OPTIONS [Sled Only]	BB	Storage Tray		\$140
	GG	Ganging Glides [Set of 4, 2 Male, 2 Female; NA Only]		\$10
	GB	Ganging Brackets [set of 2]		\$10
OPTIONS [4-Leg Only]	CA	Carpet Caster		\$48
	TC	Dual Surface Caster		\$55
FREIGHT OPTIONS	FA	Fully Assembled in Carton		-
	BW	Blanket Wrapped - Fully Assembled [25 Unit Minimum]		\$35
FREIGHT REQUIREMENTS	AS	Allseating Standard		-
	FQ	Special Freight Instructions (Call for Quote)		VAR
	GD	Guaranteed Delivery Date and Time (Call for Quote)		VAR
	Dolly-35	Please ensure Dolly has separate model/line item with quantities specified		\$398

**TO ORDER SIMPLY FILL IN THE BLANKS**

11	0						B	S	A				
SERIES	BACK STYLE	LEG	ARM	NYLON BACK FRAME	MESH COLOR	FRAME FINISH	POLYPROPYLENE BACK	POLYPROPYLENE SEAT	POLYPROPYLENE ARM	OPTIONS <small>For additional options separate with (-) hyphen.</small>	FREIGHT OPTION	FREIGHT REQUIRE- MENTS	FABRIC CODE <small>Please refer to allseating.com for fabric codes.</small>



# TUCK® FULLY UPHOLSTERED

**BASE PRICE | \$452**  
**13050-NA**

Code	Grade 1	Grade 2/ COM	Grade 3	Grade 4/ COL	Grade 5	Grade 6	Grade 7	Grade 8	Leather 1	Leather 2	Leather 3
SEAT	\$226	\$244	\$255	\$270	\$283	\$306	\$332	\$362	\$426	\$454	\$540
BACK	\$226	\$244	\$255	\$270	\$283	\$306	\$332	\$362	\$426	\$454	\$540

## FEATURES

- Non-marring nylon glide
- Upholstered seat and back
- Seat includes shroud
- Polypropylene armcaps
- Wall-Saving designed frame
- Stacks 15 on a dolly
- Stacks 6 on the floor
- Caster Stacking

## DIMENSIONS

- SLED Overall No Arm:  
32.25"H | 21.5"W | 23"D
- SLED Overall With Arm:  
32.25"H | 24.25"W | 23"D
- 4-LEG Overall No Arm:  
32.25"H | 22.5"W | 23"D
- 4-LEG Overall With Arm:  
32.25"H | 24.5"W | 23"D
- Seat: 18"H | 17.25"W | 18"D
- Back: 14.25"H | 18.5"W
- Fully Loaded Dolly:  
73.5"H | 26"W | 42"D
- 12 Stacked on the floor:  
43"H | 34"D
- COM: 1.25 yd.

## NOTES

- 8 more poly and frame colours available with a minimum order quantity of 250 units: Crimson, Sage, Pacific, Cove, Carob, Maize, Autumn, Dune [please see frames and finishes section on the website or contact sales support for more details]
- Ships fully assembled in a box.
- For orders of less than 2, a cartoning surcharge of \$22 net will be incurred per order.
- Ganging glides are factory installed, Armless version only.
- Ganging brackets shipped separately: Requires Installation.
- This product meets the requirements set forth in ANSI/BIFMA X5.1-2011 and is warranted for users up to 350 lbs.
- Dimensions are dependant on options selected. Product can be configured to comply with BIFMA G1-2002 Guidelines.
- Nylon glides for use on carpet, ceramic tile, concrete, vinyl, VCT, rubber.
- Felt covered glides for sled are suitable for use on hardwood, marble.

SERIES	13	Tuck Upholstered	QS	\$
BACK STYLE	0	Midback	•	-
LEG	50	Stackable Sled Base	•	-
	54	4-Leg	•	-
ARM	NA	No Arm	•	-
	WA	With Arm	•	\$52
FRAME FINISH   COLLECTION 1	CM	Chrome	•	-
	PON	Onyx	•	-
	PCT	Cotton	•	-
	PSK	Smoke	•	-
	PHZ	Haze	•	-
	PMI	Midnight	•	-
	PBR	Birch	•	-
	PPO	Pottery	•	-
FRAME FINISH   COLLECTION 2	PCU	Currant [25 unit minimum order quantity]		\$25
	PIN	Indigo [25 unit minimum order quantity]		\$25
	PCI	Citrus [25 unit minimum order quantity]		\$25
	PPI	Pine [25 unit minimum order quantity]		\$25
POLYPROPYLENE ARM	ON	Onyx	•	-
	CT	Cotton	•	-
	CU	Currant	•	-
	MI	Midnight	•	-
	HZ	Haze	•	-
	SK	Smoke	•	-
	BR	Birch	•	-
	IN	Indigo	•	-
	CI	Citrus	•	-
	PI	Pine	•	-
	PO	Pottery	•	-
OPTIONS	FG	Felt-Covered Glides	•	\$16
OPTIONS (Sled Only)	BB	Storage Tray	•	\$140
	GG	Ganging Glides [Set of 4, 2 Male, 2 Female; NA Only]	•	\$10
	GB	Ganging Brackets [set of 2]	•	\$10
OPTIONS (4-leg only)	CA	Carpet Caster		\$48
	TC	Dual Surface Caster		\$55
FREIGHT OPTIONS	FA	Fully Assembled in Carton	•	-
	BW	Blanket Wrapped - Fully Assembled [25 Unit Minimum]		\$25
FREIGHT REQUIREMENTS	AS	Allseating Standard		-
	FQ	Special Freight Instructions (Call for Quote)		VAR
	Dolly-35	Please ensure Dolly has separate model/line item with quantities specified		\$398

## TO ORDER SIMPLY FILL IN THE BLANKS

13	0				A				
SERIES	BACK STYLE	LEG	ARM	FRAME FINISH	POLYPROPYLENE ARM	OPTIONS For additional options separate with (-) hyphen.	FREIGHT OPTION	FREIGHT REQUIRE- MENTS	FABRIC CODE Please refer to allseating.com for fabric codes.



## TUCK® STOOL



## FEATURES

- Non-marring nylon glide
- Polypropylene seat and back
- Optional upholstered seat or seat pad includes shroud
- Polypropylene armcaps
- Stacks 5 units on the Floor;  
4 units with upholstered seat
- Wall-saving designed frame

## DIMENSIONS

- Overall [Counter Stool]:  
39.5"H | 23.75"W | 25"D
- Seat [Counter Stool]:  
24.75"H | 17.5"W | 19"D
- Overall [Bar Stool]:  
45.5"H | 23.75"W | 27.5"D
- Seat [Bar Stool]:  
31"H | 17.25"W | 19"D
- Back: 13.75"H | 18.25"W
- Upholstered Seat and Upholstered Seat Pad  
add 0.75" to seat height
- COM Full: 0.75 yd.

## NOTES

- 8 more poly and frame colours available with a minimum order quantity of 250 units: Crimson, Sage, Pacific, Cove, Carob, Maize, Autumn, Dune [please see frames and finishes section on the website or contact sales support for more details]
- Ships fully assembled in 1-4 units per box.
- For orders of less than 2, a cartoning surcharge of \$22 net will be incurred per order.
- Ganging Glides are factory installed, Armless version only.
- Ganging Brackets shipped separately: Requires Installation.
- This product meets the requirements set forth in ANSI/BIFMA X5.1-2011 and is warranted for users up to 350 lbs.
- Dimensions are dependant on options selected. Product can be configured to comply with BIFMA G1-2002 Guidelines.
- Nylon glides for use on carpet, ceramic tile, concrete, vinyl, VCT, rubber.
- Felt covered glides for use on hardwood, marble.

## BASE PRICE | \$548

11053-NA

Polypropylene Seat and Back	Grade 1	Grade 2/ COM	Grade 3	Grade 4/ COL	Grade 5	Grade 6	Grade 7	Grade 8	Leather 1	Leather 2	Leather 3
\$548	\$618	\$639	\$653	\$671	\$686	\$714	\$746	\$781	\$858	\$892	\$995

SERIES	11	Tuck	QS	\$
BACK STYLE	0	Midback		-
LEG	53	Counter Stool		-
	56	Bar Stool		-
	52	4-Leg Counter Stool [NOT ON GSA CONTRACT]		-
	55	4-Leg Bar Stool [NOT ON GSA CONTRACT]		-
ARM	NA	No Arm		-
FRAME FINISH   COLLECTION 1	CM	Chrome	•	-
	PON	Onyx	•	-
	PCT	Cotton		-
	PSK	Smoke		-
	PHZ	Haze		-
	PMI	Midnight		-
	PBR	Birch		-
	PPO	Pottery		-
FRAME FINISH   COLLECTION 2	PCU	Currant [25 unit minimum order quantity]		\$25
	PIN	Indigo [25 unit minimum order quantity]		\$25
	PCI	Citrus [25 unit minimum order quantity]		\$25
	PPI	Pine [25 unit minimum order quantity]		\$25
POLYPROPYLENE	ON	Onyx	•	-
Indicate:	CT	Cotton	•	-
B for Back	CU	Currant	•	-
S for Seat	MI	Midnight	•	-
A for Arm	HZ	Haze	•	-
	SK	Smoke	•	-
	BR	Birch	•	-
	IN	Indigo	•	-
	CI	Citrus	•	-
	PI	Pine	•	-
	PO	Pottery	•	-
OPTIONS	PAD	Upholstered Seat Pad		VAR
	UPH	Fully Upholstered Seat with Poly Back		VAR
	FG	Felt-Covered Glides		\$16
OPTIONS [SLED ONLY]	GG	Ganging Glides [Set of 4, 2 Male, 2 Female; NA Only]		\$10
	GB	Ganging Brackets [set of 2]		\$10
FREIGHT OPTIONS	FA	Fully Assembled in Carton		-
	BW	Blanket Wrapped - Fully Assembled [25 Unit Minimum]		\$35
FREIGHT REQUIREMENTS	AS	Allseating Standard		-
	FQ	Special Freight Instructions (Call for Quote)		VAR
	GD	Guaranteed Delivery Date and Time (Call for Quote)		VAR

## TO ORDER SIMPLY FILL IN THE BLANKS

11	0				B	S	A			
SERIES	BACK STYLE	LEG	ARM	FRAME FINISH	POLYPROPYLENE BACK	POLYPROPYLENE SEAT	POLYPROPYLENE ARM	OPTIONS	FREIGHT REQUIRE- MENTS	FABRIC CODE

For additional options  
separate with (-) hyphen.Please refer to allseating.com for  
fabric codes.





# TUCK® MESHBACK STOOL

DESIGN | TODD YETMAN | GSA SIN | 33721

**BASE PRICE | \$578****11053-NA**

Polypropylene Seat and Back	Grade 1	Grade 2/ COM	Grade 3	Grade 4/ COL	Grade 5	Grade 6	Grade 7	Grade 8	Leather 1	Leather 2	Leather 3
\$578	\$648	\$669	\$683	\$701	\$716	\$744	\$776	\$811	\$888	\$922	\$1025

## FEATURES

- Non-marring nylon glide
- Polypropylene seat and back
- Optional upholstered seat or seat pad includes shroud
- Polypropylene armcaps
- Stacks 5 units on the Floor; 4 units with upholstered seat
- Wall-saving designed frame

## DIMENSIONS

- Overall [Counter Stool]:  
39.5"H | 23.75"W | 25"D
- Seat [Counter Stool]:  
24.75"H | 17.5"W | 19"D
- Overall [Bar Stool]:  
45.5"H | 23.75"W | 27.5"D
- Seat [Bar Stool]:  
31"H | 17.25"W | 19"D
- Back: 13.75"H | 18.25"W
- Upholstered Seat and Upholstered Seat Pad  
add 0.75" to seat height
- COM Full: 0.75 yd.

## NOTES

- Ships fully assembled in 1-4 units per box.
- For orders of less than 2, a cartoning surcharge of \$22 net will be incurred per order.
- Ganging Glides are factory installed, Armless version only.
- Ganging Brackets shipped separately: Requires Installation.
- This product meets the requirements set forth in ANSI/BIFMA X5.1-2011 and is warranted for users up to 350 lbs.
- Dimensions are dependant on options selected. Product can be configured to comply with BIFMA G1-2002 Guidelines.
- Nylon glides for use on carpet, ceramic tile, concrete, vinyl, VCT, rubber.
- Felt covered glides for use on hardwood, marble.

SERIES	11	Tuck	QS	\$
BACK STYLE	0	Midback		-
LEG	53	Counter Stool		-
	56	Bar Stool		-
	52	4-Leg Counter Stool [NOT ON GSA CONTRACT]		-
	55	4-Leg Bar Stool [NOT ON GSA CONTRACT]		-
ARM	NA	No Arm		-
NYLON BACK FRAME	BKN	Black Nylon		-
	BRN	Birch Nylon		-
	SKN	Smoke Nylon		-
MESH COLOR	M11	M11 Mesh		-
See page 22 for mesh color codes	M2	M2 Mesh		\$55
	M3	M3 Mesh		\$55
FRAME FINISH   COLLECTION 1	CM	Chrome		-
	PON	Onyx		-
	PCT	Cotton		-
	PSK	Smoke		-
	PHZ	Haze		-
	PMI	Midnight		-
	PBR	Birch		-
	PPO	Pottery		-
FRAME FINISH   COLLECTION 2	PCU	Currant [25 unit minimum order quantity]		\$25
	PIN	Indigo [25 unit minimum order quantity]		\$25
	PCI	Citrus [25 unit minimum order quantity]		\$25
	PPI	Pine [25 unit minimum order quantity]		\$25
POLYPROPYLENE	ON	Onyx		-
Indicate:	CT	Cotton		-
S for Seat	CU	Currant		-
A for Arm	MI	Midnight		-
	HZ	Haze		-
	SK	Smoke		-
	BR	Birch		-
	IN	Indigo		-
	CI	Citrus		-
	PI	Pine		-
	PO	Pottery		-
OPTIONS	PAD	Upholstered Seat Pad		VAR
	UPH	Fully Upholstered Seat with Poly Back		VAR
	FG	Felt-Covered Glides		\$16
OPTIONS [SLED ONLY]	GG	Ganging Glides [Set of 4, 2 Male, 2 Female; NA Only]		\$10
	GB	Ganging Brackets [set of 2]		\$10
FREIGHT OPTIONS	FA	Fully Assembled in Carton		-
	BW	Blanket Wrapped - Fully Assembled [25 Unit Minimum]		\$35
FREIGHT REQUIREMENTS	AS	Allseating Standard		-
	FQ	Special Freight Instructions (Call for Quote)		VAR
	GD	Guaranteed Delivery Date and Time (Call for Quote)		VAR

## TO ORDER SIMPLY FILL IN THE BLANKS

11	0						B	S	A				
SERIES	BACK STYLE	LEG	ARM	NYLON BACK FRAME	MESH COLOR	FRAME FINISH	POLYPROPYLENE BACK	POLYPROPYLENE SEAT	POLYPROPYLENE ARM	OPTIONS For additional options separate with (-) hyphen.	FREIGHT OPTION	FREIGHT REQUIRE- MENTS	FABRIC CODE Please refer to allseating.com for fabric codes.



# TUCK® STOOL FULLY UPHOLSTERED

DESIGN | TODD YETMAN  
GSA SIN | 33721

## FEATURES

- Standard nylon glide
- Upholstered seat and back
- Seat includes shroud
- Polypropylene armcaps
- Wall-saving designed frame
- Stacks 4 units on the floor

## DIMENSIONS

- Overall Counter Stool: 39.5"H | 23.75"W | 25"D
- Seat Counter Stool: 24.75"H | 17.5"W | 19"D
- Overall Bar Stool: 45.5"H | 23.75"W | 27.5"D
- Seat Bar Stool: 31"H | 17.5"W | 19"D
- Back: 13.75"H | 18.25"W
- COM Full: 1.25 yd.

## NOTES

- 8 more poly and frame colours available with a minimum order quantity of 250 units: Crimson, Sage, Pacific, Cove, Carob, Maize, Autumn, Dune [please see frames and finishes section on the website or contact sales support for more details]
- Ships fully assembled in a box.
- For orders of less than 2, a cartoning surcharge of \$22 net will be incurred per order.
- Ganging Glides are factory installed, Armless version only.
- Ganging Brackets shipped separately: Requires Installation.
- This product meets the requirements set forth in ANSI/BIFMA X5.1-2011 and is warranted for users up to 350 lbs.
- Dimensions are dependant on options selected. Product can be configured to comply with BIFMA G1-2002 Guidelines.
- Ships 1-4 units per Box.
- Nylon glides for use on carpet, ceramic tile, concrete, vinyl, VCT, rubber.
- Felt covered glides for use on hardwood, marble.

**BASE PRICE | \$705**

**13053-NA**

Code	Grade 1	Grade 2/ COM	Grade 3	Grade 4/ COL	Grade 5	Grade 6	Grade 7	Grade 8	Leather 1	Leather 2	Leather 3
SEAT	\$352	\$370	\$381	\$396	\$409	\$432	\$458	\$488	\$552	\$580	\$666
BACK	\$353	\$371	\$382	\$397	\$410	\$433	\$459	\$489	\$553	\$581	\$667

SERIES	13	Tuck Upholstered	72HR	\$	
BACK STYLE	0	Midback		-	
LEG	53	Counter Stool		-	
	56	Bar Stool		-	
	52	4-Leg Counter Stool [NOT ON GSA CONTRACT]		-	
	55	4-Leg Bar Stool [NOT ON GSA CONTRACT]		-	
	ARM	NA	No Arm		-
FRAME FINISH   COLLECTION 1	CM	Chrome	•	-	
	PON	Onyx	•	-	
	PCT	Cotton		-	
	PSK	Smoke		-	
	PHZ	Haze		-	
	PMI	Midnight		-	
	PBR	Birch		-	
	PPO	Pottery		-	
	FRAME FINISH   COLLECTION 2	PCU	Currant [25 unit minimum order quantity]		\$25
		PIN	Indigo [25 unit minimum order quantity]		\$25
PCI		Citrus [25 unit minimum order quantity]		\$25	
PPI		Pine [25 unit minimum order quantity]		\$25	
POLYPROPYLENE ARM	ON	Onyx	•	-	
	CT	Cotton	•	-	
	CU	Currant	•	-	
	MI	Midnight	•	-	
	HZ	Haze	•	-	
	SK	Smoke	•	-	
	BR	Birch	•	-	
	IN	Indigo	•	-	
	CI	Citrus	•	-	
	PI	Pine	•	-	
	PO	Pottery	•	-	
OPTIONS	FG	Felt-Covered Glides		\$16	
OPTIONS [SLED ONLY]	GG	Ganging Glides [Set of 4, 2 Male, 2 Female; NA Only]		\$10	
	GB	Ganging Brackets [set of 2]		\$10	
FREIGHT OPTIONS	FA	Fully Assembled in Carton		-	
	BW	Blanket Wrapped - Fully Assembled [25 Unit Minimum]		\$25	
FREIGHT REQUIREMENTS	AS	Allseating Standard		-	
	FQ	Special Freight Instructions (Call for Quote)		VAR	
	GD	Guaranteed Delivery Date and Time (Call for Quote)		VAR	

**TO ORDER SIMPLY FILL IN THE BLANKS**

13	0				A				
<b>SERIES</b>	<b>BACK STYLE</b>	<b>LEG</b>	<b>ARM</b>	<b>FRAME FINISH</b>	<b>POLYPROPYLENE ARM</b>	<b>OPTIONS</b> For additional options separate with (-) hyphen.	<b>FREIGHT OPTION</b>	<b>FREIGHT REQUIRE- MENTS</b>	<b>FABRIC CODE</b> Please refer to <a href="http://allseating.com">allseating.com</a> for fabric codes.



## TUCK® COLLABORATIVE

DESIGN | TODD YETMAN

GSA SIN | 33721



## BASE PRICE | \$488

11051-NA

Polypropylene Seat and Back	Grade 1	Grade 2/ COM	Grade 3	Grade 4/ COL	Grade 5	Grade 6	Grade 7	Grade 8	Leather 1	Leather 2	Leather 3
\$488	\$558	\$579	\$593	\$611	\$626	\$654	\$686	\$721	\$798	\$832	\$935

## FEATURES

- Polypropylene seat and back
- Polypropylene arms
- Sit to counter includes adjustable footring

## DIMENSIONS

- Overall:  
30.25"-34.75"H | 28"W | 28"D
- Seat:  
16.25" - 20.5"H | 19.25"W | 17.5"D
- Back: 13.75"H | 18.25"W
- Upholstered Seat and Upholstered  
Seat Pad add 0.75" to seat height
- COM: 0.75 yds.

## NOTES

- 8 more poly and frame colours available with a minimum order quantity of 250 units: Crimson, Sage, Pacific, Cove, Carob, Maize, Autumn, Dune [please see frames and finishes section on the website or contact sales support for more details]
- This product meets the requirements set forth in ANSI/ BIFMA X5.1-2011 and is warranted for users up to 350lbs.
- For BW and FA Freight Options, minimum quantities apply, please check with Sales Support for details.
- Dimensions are dependant on options selected. Product can be configurd to comply with BIFMA G1-2002 Guidelines.

SERIES	11	Tuck	QS	\$
BACK STYLE	0	Midback		-
LEG	51	Basic Swivel		-
	57	Swivel Tilt		\$52
ARM	NA	No Arm		-
	WA	With Arm		\$52
FRAME FINISH   COLLECTION 1	CM	Chrome		-
	PON	Onyx		-
	PCT	Cotton		-
	PSK	Smoke		-
	PHZ	Haze		-
	PMI	Midnight		-
	PBR	Birch		-
	PPO	Pottery		-
FRAME FINISH   COLLECTION 2 [25 unit minimum order quantity]	PCU	Currant [25 unit minimum order quantity]		\$26
	PIN	Indigo [25 unit minimum order quantity]		\$26
	PCI	Citrus [25 unit minimum order quantity]		\$26
	PPI	Pine [25 unit minimum order quantity]		\$26
POLYPROPYLENE Indicate: B for Back S for Seat A for Arm	ON	Onyx		-
	CT	Cotton		-
	CU	Currant		-
	MI	Midnight		-
	HZ	Haze		-
	SK	Smoke		-
	BR	Birch		-
	IN	Indigo		-
	CI	Citrus		-
	PI	Pine		-
	PO	Pottery		-
OPTIONS	PAD	Upholstered Seat Pad		VAR
	UPH	Fully Upholstered Seat with Poly Back		VAR
	LH	65mm (2.5") Dual Surface Casters		\$32
	BKB	Black Nylon Base		-
	SKB	Smoke Nylon Base		\$35
	HAB	High Profile Aluminum Base		\$65
	SC	Sit to Counter		\$138
FREIGHT OPTIONS	KD	Knocked Down		-
	BW	Blanket Wrapped - Fully Assembled [25 Unit Minimum]		\$75
FREIGHT REQUIREMENTS	AS	Allseating Standard		-
	FQ	Special Freight Instructions (Call for Quote)		VAR
	GD	Guaranteed Delivery Date and Time (Call for Quote)		VAR

## TO ORDER SIMPLY FILL IN THE BLANKS

11	0	51			B	S	A					
SERIES	BACK STYLE	LEG	ARM	FRAME FINISH	POLYPROPYLENE BACK	POLYPROPYLENE SEAT	POLYPROPYLENE ARM	OPTIONS For additional options separate with (-) hyphen.	FREIGHT OPTION	FREIGHT REQUIRE- MENTS	FABRIC CODE Please refer to allseating.com for fabric codes.	



# TUCK® MESHBACK COLLABORATIVE

DESIGN | TODD YETMAN  
GSA SIN | 33721

## BASE PRICE | \$518

11051-NA

Polypropylene Seat and Back	Grade 1	Grade 2/ COM	Grade 3	Grade 4/ COL	Grade 5	Grade 6	Grade 7	Grade 8	Leather 1	Leather 2	Leather 3
\$518	\$588	\$609	\$623	\$641	\$656	\$684	\$716	\$751	\$828	\$862	\$965

### FEATURES

- Polypropylene seat and back
- Polypropylene arms
- Sit to counter includes adjustable footring

### DIMENSIONS

- Overall:  
30.25"-34.75"H | 28"W | 28"D
- Seat:  
16.25" - 20.5"H | 19.25"W | 17.5"D
- Back: 13.75"H | 18.25"W
- Upholstered Seat and Upholstered  
Seat Pad add 0.75" to seat height
- COM: 0.75 yds.

### NOTES

- This product meets the requirements set forth in ANSI/ BIFMA X5.1-2011 and is warranted for users up to 350lbs.
- For BW and FA Freight Options, minimum quantities apply, please check with Sales Support for details.
- Dimensions are dependant on options selected. Product can be configurd to comply with BIFMA G1-2002 Guidelines.

SERIES	11	Tuck	QS	\$
BACK STYLE	0	Midback		-
LEG	51	Basic Swivel		-
	57	Swivel Tilt		\$50
ARM	NA	No Arm		-
	WA	With Arm		\$52
NYLON BACK FRAME	BKN	Black Nylon		-
	BRN	Birch Nylon		-
	SKN	Smoke Nylon		-
MESH COLOR	M11	M11 Mesh		-
See page 22 for mesh color codes	M2	M2 Mesh		\$55
	M3	M3 Mesh		\$55
FRAME FINISH   COLLECTION 1	CM	Chrome		-
	PON	Onyx		-
	PCT	Cotton		-
	PSK	Smoke		-
	PHZ	Haze		-
	PMI	Midnight		-
	PBR	Birch		-
	PPO	Pottery		-
FRAME FINISH   COLLECTION 2	PCU	Currant [25 unit minimum order quantity]		\$25
	PIN	Indigo [25 unit minimum order quantity]		\$25
	PCI	Citrus [25 unit minimum order quantity]		\$25
	PPI	Pine [25 unit minimum order quantity]		\$25
POLYPROPYLENE	ON	Onyx		-
Indicate:	CT	Cotton		-
S for Seat	CU	Currant		-
A for Arm	MI	Midnight		-
	HZ	Haze		-
	SK	Smoke		-
	BR	Birch		-
	IN	Indigo		-
	CI	Citrus		-
	PI	Pine		-
	PO	Pottery		-
OPTIONS	PAD	Upholstered Seat Pad		VAR
	UPH	Fully Upholstered Seat with Poly Back		VAR
	LH	65mm (2.5") Dual Surface Casters		\$32
	BKB	Black Nylon Base		-
	SKB	Smoke Nylon Base		\$35
	HAB	High Profile Aluminum Base		\$60
	SC	Sit to Counter		\$130
FREIGHT OPTIONS	KD	Knocked Down		-
	BW	Blanket Wrapped - Fully Assembled [25 Unit Minimum]		\$75
FREIGHT REQUIREMENTS	AS	Allseating Standard		-
	FQ	Special Freight Instructions (Call for Quote)		VAR
	GD	Guaranteed Delivery Date and Time (Call for Quote)		VAR

### TO ORDER SIMPLY FILL IN THE BLANKS

11	0						B	S	A				
SERIES	BACK STYLE	LEG	ARM	NYLON BACK FRAME	MESH COLOR	FRAME FINISH	POLYPROPYLENE BACK	POLYPROPYLENE SEAT	POLYPROPYLENE ARM	OPTIONS For additional options separate with (-) hyphen.	FREIGHT OPTION	FREIGHT REQUIRE- MENTS	FABRIC CODE Please refer to allseating.com for fabric codes.



# TUCK® UPHOLSTERED COLLABORATIVE

DESIGN | TODD YETMAN

GSA SIN | 33721

## FEATURES

- Upholstered seat and back
- Polypropylene arms
- Sit to counter includes adjustable footring

## DIMENSIONS

- Overall: 32.75"H | 26.5"W | 26.5"D
- Seat: 16- 20.5"H | 17.25"W | 18"D
- Back: 16"H | 17.5"W
- COM: 1.25 yd.

## NOTES

- 8 more poly and frame colours available with a minimum order quantity of 250 units: Crimson, Sage, Pacific, Cove, Carob, Maize, Autumn, Dune [please see frames and finishes section on the website or contact sales support for more details]
- This product meets the requirements set forth in ANSI/BIFMA X5.1-2011 and is warranted for users up to 350lbs.
- For BW and FA Freight Options, minimum quantities apply, please check with Sales Support for details.
- Dimensions are dependant on options selected. Product can be configurd to comply with BIFMA G1-2002 Guidelines.

## BASE PRICE | \$638

13051-NA

Code	Grade 1	Grade 2/ COM	Grade 3	Grade 4/ COL	Grade 5	Grade 6	Grade 7	Grade 8	Leather 1	Leather 2	Leather 3
SEAT	\$319	\$337	\$348	\$363	\$376	\$399	\$425	\$455	\$519	\$547	\$633
BACK	\$319	\$337	\$348	\$363	\$376	\$399	\$425	\$455	\$519	\$547	\$633

SERIES	13	Tuck Upholstered	QS	\$
BACK STYLE	0	Midback		-
LEG	51	Basic Swivel		-
	57	Swivel Tilt		\$52
ARM	NA	No Arm		-
	WA	With Arm		\$52
FRAME FINISH   COLLECTION 1	CM	Chrome		-
	PON	Onyx		-
	PCT	Cotton		-
	PSK	Smoke		-
	PHZ	Haze		-
	PMI	Midnight		-
	PBR	Birch		-
	PPO	Pottery		-
FRAME FINISH   COLLECTION 2 [25 unit minimum order quantity]	PCU	Currant [25 unit minimum order quantity]		\$26
	PIN	Indigo [25 unit minimum order quantity]		\$26
	PCI	Citrus [25 unit minimum order quantity]		\$26
	PPI	Pine [25 unit minimum order quantity]		\$26
POLYPROPYLENE ARM	ON	Onyx		-
	CT	Cotton		-
	CU	Currant		-
	MI	Midnight		-
	HZ	Haze		-
	SK	Smoke		-
	BR	Birch		-
	IN	Indigo		-
	CI	Citrus		-
	PI	Pine		-
	PO	Pottery		-
OPTIONS	LH	65mm (2.5") Dual Surface Casters		\$32
	BKB	Black Nylon Base		-
	SKB	Smoke Nylon Base		\$35
	HAB	High Profile Aluminum Base		\$65
	SC	Sit to Counter		\$138
FREIGHT OPTIONS	KD	Knocked Down		-
	BW	Blanket Wrapped - Fully Assembled [25 Unit Minimum]		\$75
FREIGHT REQUIREMENTS	AS	Allseating Standard		-
	FQ	Special Freight Instructions (Call for Quote)		VAR
	GD	Guaranteed Delivery Date and Time (Call for Quote)		VAR

## TO ORDER SIMPLY FILL IN THE BLANKS

13	0	51							
SERIES	BACK STYLE	LEG	ARM	FRAME FINISH	POLYPROPYLENE ARM	OPTIONS For additional options separate with (-) hyphen.	FREIGHT OPTION	FREIGHT REQUIRE- MENTS	FABRIC CODE Please refer to allseating.com for fabric codes.



# TUCK® COLLABORATIVE STOOL

DESIGN | TODD YETMAN

GSA SIN | 33721

## BASE PRICE | \$623

11051-NA-8

Polypropylene Seat and Back	Grade 1	Grade 2/ COM	Grade 3	Grade 4/ COL	Grade 5	Grade 6	Grade 7	Grade 8	Leather 1	Leather 2	Leather 3
\$623	\$693	\$714	\$728	\$746	\$761	\$789	\$821	\$856	\$933	\$967	\$1,070

### FEATURES

- Polypropylene seat and back
- Polypropylene arms
- Includes an adjustable footrest

### DIMENSIONS

- Overall 8":  
34.25"-41.75"H | 28"W | 28"D
- Seat 8":  
20.25"-27.5"H | 17.5"W | 19.25"D
- Overall 10":  
34.75"-45.75"H | 27"W | 27"D
- Seat 10":  
20.25"-30.25"H | 17.5"W | 19.25"D
- Back: 13.75"H | 18.25"W
- COM: 0.75 yds.

### NOTES

- 8 more poly and frame colours available with a minimum order quantity of 250 units: Crimson, Sage, Pacific, Cove, Carob, Maize, Autumn, Dune [please see frames and finishes section on the website or contact sales support for more details]
- This product meets the requirements set forth in ANSI/BIFMA X5.1-2011 and is warranted for users up to 350lbs.
- Ships knocked down. For BW Freight Option, 25 unit minimum quantities apply. Please check with Sales Support for details.
- Dimensions are dependant on options selected. Product can be configured to comply with BIFMA G1-2002 Guidelines.

SERIES	11	Tuck	QS	\$
BACK STYLE	0	Midback		-
LEG	51	Basic Swivel		-
ARM	NA	No Arm		-
	WA	With Arm		\$52
STOOL OPTION	8	8" Stool Package		-
	10	10" Stool Package		\$36
FRAME FINISH   COLLECTION 1	CM	Chrome		-
	PON	Onyx		-
	PCT	Cotton		-
	PSK	Smoke		-
	PHZ	Haze		-
	PMI	Midnight		-
	PBR	Birch		-
	PPO	Pottery		-
FRAME FINISH   COLLECTION 2 [25 unit minimum order quantity]	PCU	Currant [25 unit minimum order quantity]		\$26
	PIN	Indigo [25 unit minimum order quantity]		\$26
	PCI	Citrus [25 unit minimum order quantity]		\$26
	PPI	Pine [25 unit minimum order quantity]		\$26
POLYPROPYLENE Indicate: B for Back S for Seat A for Arm	ON	Onyx		-
	CT	Cotton		-
	CU	Currant		-
	MI	Midnight		-
	HZ	Haze		-
	SK	Smoke		-
	BR	Birch		-
	IN	Indigo		-
	CI	Citrus		-
	PI	Pine		-
	PO	Pottery		-
OPTIONS	PAD	Upholstered Seat Pad		VAR
	UPH	Fully Upholstered Seat with Poly Back		VAR
	H	Dual Surface Casters [10" Stool Only]		\$30
	LH	Dual Surface Casters [8" Stool Only]		\$32
	G	Glides [10" Stool Only]		\$30
	BKB	Black Nylon Base		-
	SKB	Smoke Nylon Base		\$35
	AB	Aluminum Base		\$65
FREIGHT OPTIONS	KD	Knocked Down		-
	BW	Blanket Wrapped - Fully Assembled [25 Unit Minimum]		\$75
FREIGHT REQUIREMENTS	AS	Allseating Standard		-
	FQ	Special Freight Instructions (Call for Quote)		VAR
	GD	Guaranteed Delivery Date and Time (Call for Quote)		VAR

### TO ORDER SIMPLY FILL IN THE BLANKS

11	0	51				B	S	A				
SERIES	BACK STYLE	LEG	ARM	STOOL	FRAME FINISH	POLYPROPYLENE BACK	POLYPROPYLENE SEAT	POLYPROPYLENE ARM	OPTIONS For additional options separate with ( ) hyphen.	FREIGHT OPTION	FREIGHT REQUIRE- MENTS	FABRIC CODE Please refer to allseating.com for fabric codes.



# TUCK® MESHBACK COLLABORATIVE STOOL

DESIGN | TODD YETMAN | GSA SIN | 33721

## BASE PRICE | \$653

11051-NA-8

Polypropylene Seat and Back	Grade 1	Grade 2/ COM	Grade 3	Grade 4/ COL	Grade 5	Grade 6	Grade 7	Grade 8	Leather 1	Leather 2	Leather 3
\$653	\$723	\$744	\$758	\$776	\$791	\$819	\$851	\$886	\$963	\$997	\$1100

### FEATURES

- Polypropylene seat and back
- Polypropylene arms
- Includes an adjustable footring

### DIMENSIONS

- Overall 8":  
34.25"-41.75"H | 28"W | 28"D
- Seat 8":  
20.25"-27.5"H | 17.5"W | 19.25"D
- Overall 10":  
34.75"-45.75"H | 27"W | 27"D
- Seat 10":  
20.25"-30.25"H | 17.5"W | 19.25"D
- Back: 13.75"H | 18.25"W
- COM: 0.75 yds.

### NOTES

- This product meets the requirements set forth in ANSI/ BIFMA X5.1-2011 and is warranted for users up to 350lbs.
- Ships knocked down. For BW Freight Option, 25 unit minimum quantities apply. Please check with Sales Support for details.
- Dimensions are dependant on options selected. Product can be configurd to comply with BIFMA G1-2002 Guidelines.

SERIES	11	Tuck	QS	\$
BACK STYLE	0	Midback		-
LEG	51	Basic Swivel		-
ARM	NA	No Arm		-
	WA	With Arm		\$52
STOOL OPTION	8	8" Stool Package		-
	10	10" Stool Package		\$34
NYLON BACK FRAME	BKN	Black Nylon		-
	BRN	Birch Nylon		-
	SKN	Smoke Nylon		-
MESH COLOR	M11	M11 Mesh		-
See page 22 for mesh color codes	M2	M2 Mesh		\$55
	M3	M3 Mesh		\$55
FRAME FINISH   COLLECTION 1	CM	Chrome		-
	PON	Onyx		-
	PCT	Cotton		-
	PSK	Smoke		-
	PHZ	Haze		-
	PMI	Midnight		-
	PBR	Birch		-
	PPO	Pottery		-
FRAME FINISH   COLLECTION 2	PCU	Currant [25 unit minimum order quantity]		\$25
	PIN	Indigo [25 unit minimum order quantity]		\$25
	PCI	Citrus [25 unit minimum order quantity]		\$25
	PPI	Pine [25 unit minimum order quantity]		\$25
POLYPROPYLENE	ON	Onyx		-
Indicate:	CT	Cotton		-
S for Seat	CU	Currant		-
A for Arm	MI	Midnight		-
	HZ	Haze		-
	SK	Smoke		-
	BR	Birch		-
	IN	Indigo		-
	CI	Citrus		-
	PI	Pine		-
	PO	Pottery		-
OPTIONS	PAD	Upholstered Seat Pad		VAR
	UPH	Fully Upholstered Seat with Poly Back		VAR
	H	Dual Surface Casters [10" Stool Only]		\$30
	LH	Dual Surface Casters [8" Stool Only]		\$32
	G	Glides [10" Stool Only]		\$30
	BKB	Black Nylon Base		-
	SKB	Smoke Nylon Base		\$35
	AB	Aluminum Base		\$65
FREIGHT OPTIONS	KD	Knocked Down		-
	BW	Blanket Wrapped - Fully Assembled [25 Unit Minimum]		\$75
FREIGHT REQUIREMENTS	AS	Allseating Standard		-
	FQ	Special Freight Instructions (Call for Quote)		VAR
	GD	Guaranteed Delivery Date and Time (Call for Quote)		VAR

### TO ORDER SIMPLY FILL IN THE BLANKS

11	0						B	S	A				
SERIES	BACK STYLE	LEG	ARM	NYLON BACK FRAME	MESH COLOR	FRAME FINISH	POLYPROPYLENE BACK	POLYPROPYLENE SEAT	POLYPROPYLENE ARM	OPTIONS For additional options separate with (-) hyphen.	FREIGHT OPTION	FREIGHT REQUIRE- MENTS	FABRIC CODE Please refer to allseating.com for fabric codes.





# TUCK® UPHOLSTERED COLLAB. STOOL

DESIGN | TODD YETMAN

GSA SIN | 33721

## FEATURES

- Upholstered seat and back
- Polypropylene arms
- Optional upholstered seat or seat pad includes shroud
- Includes adjustable footring

## DIMENSIONS

- Overall 8":  
34.25"-41.75"H | 28"W | 28"D
- Seat 8":  
20.25"-27.5"H | 17.5"W | 19.25"D
- Overall 10":  
34.75"-45.75"H | 27"W | 27"D
- Seat 10":  
20.25"-30.25"H | 17.5"W | 19.25"D
- Back: 13.75"H | 18.25"W
- Upholstered Seat and Upholstered Seat Pad add 0.75" to seat height
- COM: 0.75 yds.

## NOTES

- 8 more poly and frame colours available with a minimum order quantity of 250 units: Crimson, Sage, Pacific, Cove, Carob, Maize, Autumn, Dune [please see frames and finishes section on the website or contact sales support for more details]
- This product meets the requirements set forth in ANSI/BIFMA X5.1-2011 and is warranted for users up to 325lbs.
- Ships knocked down. For BW and FA Freight Options, minimum quantities apply, please check with Sales Support for details.
- Dimensions are dependant on options selected. Product can be configured to comply with BIFMA G1-2002 Guidelines.

## BASE PRICE | \$758

13051-NA-8

Code	Grade 1	Grade 2/ COM	Grade 3	Grade 4/ COL	Grade 5	Grade 6	Grade 7	Grade 8	Leather 1	Leather 2	Leather 3
SEAT	\$379	\$397	\$408	\$423	\$436	\$459	\$485	\$515	\$579	\$607	\$693
BACK	\$379	\$397	\$408	\$423	\$436	\$459	\$485	\$515	\$579	\$607	\$693

SERIES	13	Tuck Upholstered	QS	\$
BACK STYLE	0	Midback		-
LEG	51	Basic Swivel		-
ARM	NA	No Arm		-
	WA	With Arm		\$52
STOOL OPTION	8	8" Stool Package		-
	10	10" Stool Package		\$36
FRAME FINISH   COLLECTION 1	CM	Chrome		-
	PON	Onyx		-
	PCT	Cotton		-
	PSK	Smoke		-
	PHZ	Haze		-
	PMI	Midnight		-
	PBR	Birch		-
	PPO	Pottery		-
FRAME FINISH   COLLECTION 2 [25 unit minimum order quantity]	PCU	Currant [25 unit minimum order quantity]		\$26
	PIN	Indigo [25 unit minimum order quantity]		\$26
	PCI	Citrus [25 unit minimum order quantity]		\$26
	PPI	Pine [25 unit minimum order quantity]		\$26
POLYPROPYLENE ARM	ON	Onyx		-
	CT	Cotton		-
	CU	Currant		-
	MI	Midnight		-
	HZ	Haze		-
	SK	Smoke		-
	BR	Birch		-
	IN	Indigo		-
	CI	Citrus		-
	PI	Pine		-
	PO	Pottery		-
OPTIONS	H	Dual Surface Casters [10" Stool Only]		\$30
	LH	Dual Surface Casters [8" Stool Only]		\$32
	G	Glides [10" Stool Only]		\$30
	BKB	Black Nylon Base		-
	SKB	Smoke Nylon Base		\$35
	AB	Aluminum Base		\$65
FREIGHT OPTIONS	KD	Knocked Down		-
	BW	Blanket Wrapped - Fully Assembled [25 Unit Minimum]		\$75
FREIGHT REQUIREMENTS	AS	Allseating Standard		-
	FQ	Special Freight Instructions (Call for Quote)		VAR
	GD	Guaranteed Delivery Date and Time (Call for Quote)		VAR

## TO ORDER SIMPLY FILL IN THE BLANKS

13	0	51				A				
SERIES	BACK STYLE	LEG	ARM	STOOL	FRAME FINISH	POLYPROPYLENE ARM	OPTIONS For additional options separate with (-) hyphen.	FREIGHT OPTION	FREIGHT REQUIRE- MENTS	FABRIC CODE Please refer to allseating.com for fabric codes.



# TUCK® NESTER

DESIGN | TODD YETMAN  
GSA SIN | 33721

## BASE PRICE | \$600

11058-NA

Polypropylene Seat and Back	Grade 1	Grade 2/ COM	Grade 3	Grade 4/ COL	Grade 5	Grade 6	Grade 7	Grade 8	Leather 1	Leather 2	Leather 3
\$600	\$670	\$691	\$705	\$723	\$738	\$766	\$798	\$833	\$910	\$944	\$1,047

### FEATURES

- Standard carpet caster with optional hard surface caster
- Polypropylene seat, back and arm caps
- Optional upholstered seat
- Fully upholstered version with 13 series
- Wall-saving designed frame
- Bumpers on frame tighten nesting for ease of transport
- Shroud matches seat selection.
- Upholstered seat requires Seat poly selection to determine shroud color.

### DIMENSIONS

- Overall: 32.5"H | 23"W | 22.5"D
- Seat: 18.5"H | 17"D | 17.75"W
- Back: 13.75"H | 18.25"W

#### NESTING DEPTH:

- Poly: 21.5"D + 6.5"/chair added
- Upholstered Seat and Upholstered Seat Pad add 0.75" to seat height
- COM Seat: 0.75yds

### NOTES

- Ships fully assembled in a box. For BW Freight Option, 25 unit minimum quantities apply. Please check with Sales Support for details.
- For orders of less than 2, a cartoning surcharge of \$22 net will be incurred per order.
- This product meets the requirements set forth in ANSI/ BIFMA X5.1-2011 and is warranted for users up to 350 lbs.

### TO ORDER SIMPLY FILL IN THE BLANKS

11	0	58				B	S	A				
SERIES	BACK STYLE	LEG	ARM	STOOL	FRAME FINISH	POLYPROPYLENE BACK	POLYPROPYLENE SEAT	POLYPROPYLENE ARM	OPTIONS For additional options separate with ( ) hyphen.	FREIGHT OPTION	FREIGHT REQUIRE- MENTS	FABRIC CODE Please refer to allseating.com for fabric codes.



# TUCK® MESHBACK NESTER

DESIGN | TODD YETMAN  
GSA SIN | 33721

## BASE PRICE | \$630

11058-NA

Polypropylene Seat and Back	Grade 1	Grade 2/ COM	Grade 3	Grade 4/ COL	Grade 5	Grade 6	Grade 7	Grade 8	Leather 1	Leather 2	Leather 3
\$630	\$700	\$721	\$735	\$753	\$768	\$796	\$828	\$863	\$940	\$974	\$1077

### FEATURES

- Standard carpet caster with optional hard surface caster
- Polypropylene seat, back and arm caps
- Optional upholstered seat
- Fully upholstered version with 13 series
- Wall-saving designed frame
- Bumpers on frame tighten nesting for ease of transport
- Shroud matches seat selection.
- Upholstered seat requires Seat poly selection to determine shroud color.

### DIMENSIONS

- Overall: 32.5"H | 23"W | 22.5"D
- Seat: 18.5"H | 17"D | 17.75"W
- Back: 13.75"H | 18.25"W

### NESTING DEPTH:

- Poly: 21.5"D + 6.5"/chair added
- Upholstered Seat and Upholstered Seat Pad add 0.75" to seat height
- COM Seat: 0.75yds

### NOTES

- Ships fully assembled in a box. For BW Freight Option, 25 unit minimum quantities apply. Please check with Sales Support for details.
- For orders of less than 2, a cartoning surcharge of \$22 net will be incurred per order.
- This product meets the requirements set forth in ANSI/ BIFMA X5.1-2011 and is warranted for users up to 350 lbs.

SERIES	11	Tuck	QS	\$
BACK STYLE	0	Midback		-
LEG	58	Nester		-
ARM	NA	No Arm		-
	WA	With Arm		\$52
NYLON BACK FRAME	BKN	Black Nylon		-
	BRN	Birch Nylon		-
	SKN	Smoke Nylon		-
MESH COLOR	M11	M11 Mesh		-
See page 22 for mesh color codes	M2	M2 Mesh		\$55
	M3	M3 Mesh		\$55
FRAME FINISH   COLLECTION 1	CM	Chrome		-
	PON	Onyx		-
	PCT	Cotton		-
	PHZ	Haze		-
POLYPROPYLENE	ON	Onyx		-
Indicate: S for seat, A for arm	HZ	Haze		-
	CT	Cotton		-
OPTIONS	UPH	Fully Upholstered Seat with Poly Back		VAR
	TC	Dual Surface Casters		\$55
FREIGHT OPTIONS	FA	Fully Assembled in Carton [25 Unit Minimum]		-
	BW	Blanket Wrapped - Fully Assembled [25 Unit Minimum]		\$35
FREIGHT REQUIREMENTS	AS	Allseating Standard		-
	FQ	Special Freight Instructions (Call for Quote)		VAR
	GD	Guaranteed Delivery Date and Time (Call for Quote)		VAR

### TO ORDER SIMPLY FILL IN THE BLANKS

11	0						B	S	A				
SERIES	BACK STYLE	LEG	ARM	NYLON BACK FRAME	MESH COLOR	FRAME FINISH	POLYPROPYLENE BACK	POLYPROPYLENE SEAT	POLYPROPYLENE ARM	OPTIONS For additional options separate with (-) hyphen.	FREIGHT OPTION	FREIGHT REQUIRE- MENTS	FABRIC CODE Please refer to allseating.com for fabric codes.



# TUCK® NESTER FULLY UPHOLSTERED

DESIGN | TODD YETMAN

GSA SIN | 33721

## BASE PRICE | \$735

13058-NA

Code	Grade 1	Grade 2/ COM	Grade 3	Grade 4/ COL	Grade 5	Grade 6	Grade 7	Grade 8	Leather 1	Leather 2	Leather 3
SEAT	\$367	\$385	\$396	\$411	\$424	\$447	\$473	\$503	\$567	\$595	\$681
BACK	\$368	\$386	\$397	\$412	\$425	\$448	\$474	\$504	\$568	\$596	\$682

### FEATURES

- Standard carpet caster with optional hard surface caster
- Upholstered seat and back with poly arm caps
- Wall-saving designed frame
- Bumpers on frame tighten nesting for ease of transport
- Seat color selection required to determine shroud color.

### DIMENSIONS

- Overall: 32.5"H | 23"W | 22.5"D
- Seat: 18.5"H | 17"W | 17.5"D
- Back: 13.75"W | 18.75"H

### NESTING DEPTH:

- Poly: 21.5"D + 6.5"/chair added
- COM: 1.25yds

SERIES	13	Tuck Fully Upholstered	QS	\$
BACK STYLE	0	Midback		-
LEG	58	Nester		-
ARM	NA	No Arm		-
	WA	With Arm		\$52
FRAME FINISH   COLLECTION 1	CM	Chrome		-
	PON	Onyx		-
	PCT	Cotton		-
	PSK	Smoke		-
POLYPROPYLENE	ON	Onyx		-
Indicate: A for arm, S for seat	SK	Smoke		-
	CT	Cotton		-
OPTIONS	TC	Dual Surface Caster		\$55
FREIGHT OPTIONS	FA	Fully Assembled in Carton [25 Unit Minimum]		-
	BW	Blanket Wrapped - Fully Assembled [25 Unit Minimum]		\$35
FREIGHT REQUIREMENTS	AS	Allseating Standard		-
	FQ	Special Freight Instructions (Call for Quote)		VAR
	GD	Guaranteed Delivery Date and Time (Call for Quote)		VAR

### NOTES

- Ships fully assembled in a box. For BW Freight Option, 25 unit minimum quantities apply. Please check with Sales Support for details.
- For orders of less than 2, a cartoning surcharge of \$22 net will be incurred per order.
- This product meets the requirements set forth in ANSI/BIFMA X5.1-2011 and is warranted for users up to 350 lbs.

### TO ORDER SIMPLY FILL IN THE BLANKS

13	0	58				S	A				
SERIES	BACK STYLE	LEG	ARM	STOOL	FRAME FINISH	POLYPROPYLENE SEAT	POLYPROPYLENE ARM	OPTIONS For additional options separate with (-) hyphen.	FREIGHT OPTION	FREIGHT REQUIRE- MENTS	FABRIC CODE Please refer to allseating.com for fabric codes.

# WATSON CLUB CHAIR

DESIGN | TODD YETMAN  
OPEN MARKET



## FEATURES

- 5" high solid Canadian birch legs in 3 finishes: light, medium, and dark
- Multi-density molded foam coupled with webbing provides comfort, durability, and longevity
- Dual upholstery available for inner and outer portions
- Seam detailing for tailored exterior look

## DIMENSIONS

- Overall: 28.5"H | 33.5"W | 34.2"D
- Seat: 15.5"H | 21.3"D
- Leg Height: 5"
- COM Inner Back and Arms: 3.5 yards
- COM Outer Cover: 3.5 yards
- COM Full: 7 yards

## NOTES

- Ships partially assembled [legs off]
- This product meets the requirements set forth in ANSI/BIFMA HCF8.1

## TO ORDER SIMPLY FILL IN THE BLANKS

<b>W2</b>	<b>0</b>	<b>10</b>				
<b>SERIES</b>	<b>BACK STYLE</b>	<b>LEG</b>	<b>LEG FINISH</b>	<b>OPTIONS</b> For additional options separate with (-) hyphen.	<b>FREIGHT REQUIREMENTS</b>	<b>FABRIC CODE</b> Please refer to allseating.com for fabric codes.

## BASE PRICE | \$2,400

W2010

Code	Grade 1	Grade 2/ COM	Grade 3	Grade 4/ COL	Grade 5	Grade 6	Grade 7	Grade 8	Leather 1	Leather 2	Leather 3
Inner [Seat, Arms, and Back]	\$1,200	\$1,298	\$1,361	\$1,445	\$1,519	\$1,648	\$1,795	\$1,960	\$2,318	\$2,478	\$2,957
Outer [Seat and Arms]	\$1,200	\$1,298	\$1,361	\$1,445	\$1,519	\$1,648	\$1,795	\$1,960	\$2,318	\$2,478	\$2,957

SERIES	W2	Watson	QS	\$
BACK STYLE	0	Midback		-
LEG	10	Club Chair		-
LEG FINISH	LT	Light Birch		-
	MD	Medium Birch		-
	DK	Dark Birch		-
FREIGHT OPTIONS	PA	Partially Assembled		\$75
FREIGHT REQUIREMENTS	AS	Allseating Standard		-
	FQ	Special Freight Instructions [Call for Quote]		VAR
	GD	Guaranteed Delivery Date and Time [Call for Quote]		VAR

# WATSON LOVESEAT

DESIGN | TODD YETMAN  
OPEN MARKET



## BASE PRICE | \$3,850 W2020

Code	Grade 1	Grade 2/ COM	Grade 3	Grade 4/ COL	Grade 5	Grade 6	Grade 7	Grade 8	Leather 1	Leather 2	Leather 3
Inner [Seat, Arms, and Back]	\$1,925	\$2,058	\$2,144	\$2,258	\$2,357	\$2,533	\$2,733	\$2,956	\$3,443	\$3,659	\$4,310
Outer [Seat and Arms]	\$1,925	\$2,058	\$2,144	\$2,258	\$2,357	\$2,533	\$2,733	\$2,956	\$3,443	\$3,659	\$4,310

### FEATURES

- 5" high solid Canadian birch legs in 3 finishes: light, medium, and dark
- Multi-density molded foam coupled with webbing provides comfort, durability, and longevity
- Dual upholstery available for inner and outer portions
- Seam detailing for tailored exterior look

SERIES	W2	Watson	QS	\$
BACK STYLE	0	Midback		-
LEG	20	Loveseat		-
LEG FINISH	LT	Light Birch		-
	MD	Medium Birch		-
	DK	Dark Birch		-
FREIGHT OPTIONS	PA	Partially Assembled		\$150
FREIGHT REQUIREMENTS	AS	Allseating Standard		-
	FQ	Special Freight Instructions [Call for Quote]		VAR
	GD	Guaranteed Delivery Date and Time [Call for Quote]		VAR

### DIMENSIONS

- Overall: 28.5"H | 59.3"W | 34.2"D
- Seat: 15.5"H | 21.3"D
- Leg Height: 5"
- COM Inner Back and Arms: 4.75 yards
- COM Outer Cover: 4.75 yards
- COM Full: 9.5 yards

### NOTES

- Ships partially assembled [legs off]
- This product meets the requirements set forth in ANSI/BIFMA HCF8.1

### TO ORDER SIMPLY FILL IN THE BLANKS

W2	0	20				
SERIES	BACK STYLE	LEG	LEG FINISH	OPTIONS For additional options separate with (-) hyphen.	FREIGHT REQUIRE- MENTS	FABRIC CODE Please refer to allseating.com for fabric codes.

# WATSON SOFA

DESIGN | TODD YETMAN  
OPEN MARKET



## BASE PRICE | \$5,750 W2030

Code	Grade 1	Grade 2/ COM	Grade 3	Grade 4/ COL	Grade 5	Grade 6	Grade 7	Grade 8	Leather 1	Leather 2	Leather 3
Inner [Seat, Arms, and Back]	\$2,875	\$3,043	\$3,151	\$3,295	\$3,421	\$3,643	\$3,895	\$4,177	\$4,792	\$5,065	\$5,887
Outer [Seat and Arms]	\$2,875	\$3,043	\$3,151	\$3,295	\$3,421	\$3,643	\$3,895	\$4,177	\$4,792	\$5,065	\$5,887

### FEATURES

- 5" high solid Canadian birch legs in 3 finishes: light, medium, and dark
- Multi-density molded foam coupled with webbing provides comfort, durability, and longevity
- Dual upholstery available for inner and outer portions
- Seam detailing for tailored exterior look

SERIES	W2	Watson	QS	\$
BACK STYLE	0	Midback		-
LEG	30	Sofa		-
LEG FINISH	LT	Light Birch		-
	MD	Medium Birch		-
	DK	Dark Birch		-
FREIGHT OPTIONS	PA	Partially Assembled		\$225
FREIGHT REQUIREMENTS	AS	Allseating Standard		-
	FQ	Special Freight Instructions [Call for Quote]		VAR
	GD	Guaranteed Delivery Date and Time [Call for Quote]		VAR

### DIMENSIONS

- Overall: 28.5"H | 83.8"W | 34.2"D
- Seat: 15.5"H | 21.3"D
- Leg Height: 5"
- COM Inner Back and Arms: 6 yards
- COM Outer Cover: 6 yards
- COM Full: 12 yards

### NOTES

- Ships partially assembled [legs off]
- This product meets the requirements set forth in ANSI/BIFMA HCF8.1

### TO ORDER SIMPLY FILL IN THE BLANKS

W2	-	0	-	30	-		-		-		-	
SERIES		BACK STYLE		LEG		LEG FINISH		OPTIONS For additional options separate with (-) hyphen.		FREIGHT REQUIRE- MENTS		FABRIC CODE Please refer to allseating.com for fabric codes.



# WATSON BENCH

DESIGN | TODD YETMAN  
OPEN MARKET



## BASE PRICE | \$2,850 W2X42

Code	Grade 1	Grade 2/ COM	Grade 3	Grade 4/ COL	Grade 5	Grade 6	Grade 7	Grade 8	Leather 1	Leather 2	Leather 3
Upper	\$1,710	\$1,822	\$1,894	\$1,990	\$2,074	\$2,222	\$2,390	\$2,578	\$2,988	\$3,170	\$3,718
Lower	\$1,140	\$1,203	\$1,244	\$1,298	\$1,345	\$1,428	\$1,523	\$1,628	\$1,859	\$1,961	\$2,270

### FEATURES

- 5" high solid Canadian birch legs in 3 finishes: light, medium, and dark
- Multi-density molded foam coupled with webbing provides comfort, durability, and longevity
- Dual upholstery available for inner and outer portions
- Seam detailing for tailored exterior look

SERIES	W2	Watson	QS	\$
BACK STYLE	X	No Back		-
LEG	42	Double Bench		-
LEG FINISH	LT	Light Birch		-
	MD	Medium Birch		-
	DK	Dark Birch		-
FREIGHT OPTIONS	PA	Partially Assembled		\$150
FREIGHT REQUIREMENTS	AS	Allseating Standard		-
	FQ	Special Freight Instructions [Call for Quote]		VAR
	GD	Guaranteed Delivery Date and Time [Call for Quote]		VAR

### DIMENSIONS

- Overall: 15.5"H | 61.8"W | 23.8"D
- Seat: 15.5"H | 23.8"D
- Leg Height: 8"
- COM Upper: 4 yards
- COM Lower: 2.25 yards
- COM Full: 6.25 yards

### NOTES

- Ships partially assembled [legs off]
- This product meets the requirements set forth in ANSI/BIFMA HCF8.1

### TO ORDER SIMPLY FILL IN THE BLANKS

W2	X	42				
SERIES	BACK STYLE	LEG	LEG FINISH	OPTIONS For additional options separate with (-) hyphen.	FREIGHT REQUIRE- MENTS	FABRIC CODE Please refer to allseating.com for fabric codes.



## YOU® MIDBACK

DESIGN | ALLSEATING  
GSA SIN | 33721

## FEATURES

- Nylon or Aluminum frame in Black, Smoke, or Birch
- 3.5" cylinder
- Molded seat foam
- Innovative back suspension with standard back height adjustment
- Lumbar dial and back height support of 3.54"
- Arm features and travel specifications on page 16
- 24/7 Warranty offered with Synchro Tilt [40] or Deluxe Synchro Tilt [12] only and includes T2 arms and/or seat slider.
- YCA Conference Arm is standard polished aluminum.
- Sit to counter includes height adjustable foot ring

## DIMENSIONS

## Midback:

- Overall [Synchro Tilt]: 39.5" - 43"H | 28"W | 28"D
- Overall: [Deluxe Synchro Tilt]: 45"-48.5"H | 28"W | 28"D
- Overall [Dynamic Synchro Tilt]: 39"-42.5"H | 28" W | 28"D
- Seat [Synchro Tilt]: 16.25"-19.75"H | 20.25"W | 18.5"D
- Seat [Deluxe Synchro Tilt]: 17.5"-21"H | 20.25"W | 18.5"D
- Seat [Dynamic Synchro Tilt]: 15.75"-19.25"H | 20.25"W | 18.5"D
- COM: 0.75yds.

## NOTES

- Ships knocked down.
- For BW and FA freight options, minimum quantities apply, please check with Sales Support for details.
- Tension is adjustable on OHC and OHH casters to accommodate various surfaces
- All other features are dependant on the control specified. Please refer to Control Choice on Page 8 for full description of available features.
- This product meets the requirements set forth in ANSI-BIFMA X5.1-2011 and is warranted for users up to 350 lbs.
- Dimensions are dependant on options selected. Product can be configured to comply with BIFMA G1-2002 Guidelines.
- LS and HS option not available when HAB, OHC, OHH are selected. Composite base and matching casters will be substituted when LS or HS selected.
- For mesh model code see page 22

## BASE PRICE | \$910

85040-NA

Code	Grade 1	Grade 2/ COM	Grade 3	Grade 4/ COL	Grade 5	Grade 6	Grade 7	Grade 8	Leather 1	Leather 2	Leather 3
85040	\$910	\$931	\$945	\$963	\$978	\$1,006	\$1,038	\$1,073	\$1,150	\$1,184	\$1,287
84012	\$1,225	\$1,246	\$1,260	\$1,278	\$1,293	\$1,321	\$1,353	\$1,388	\$1,465	\$1,499	\$1,602

SERIES	85	You Nylon [You Too]	QS	\$
BACK STYLE	84	You Aluminum [Includes BHA]	•	-
CONTROL	0	Midback	•	-
	40	Synchro Tilt [85 Series - Nylon Only]	•	-
	46	Dynamic Synchro Tilt [Includes Seat Slider   85 Series Only]	•	\$85
	80	Deluxe Tilt J-Bar [Includes SS and BHA   85 Series Only]	•	\$148
	12	Deluxe Synchro Tilt [Includes BHA - Available with 84 Series Only]	•	-
ARM	NA	No Arm	•	-
	T2	Task 2 Arm	•	\$115
	4D	4 Dimensional Arm	•	\$130
	MF	Multi-Functional Arm [Adjustable Width Not Included]	•	\$158
	YCA	Conference Arm [AW not applicable. Not available w/Mesh Seat]	•	\$225
	T7	Ergonomic Task Arm [AWK included]	•	\$295
FRAME FINISH [85 Series Only]	BKN	Black Nylon	•	-
	SKN	Smoke Nylon	•	\$48
	BRN	Birch Nylon	•	\$48
FRAME FINISH [84 Series Only]	BK	Black Aluminum	•	-
	AL	Polished Aluminum	•	\$95
BACK MESH	M2	M2 Mesh [NOT ALL COLOURS ARE QS]	•	\$28
[see page ?? for mesh model code]	M3	M3 Mesh	•	-
	M4	M4 Mesh	•	-
	M9	M9 Mesh [N/A with MS Mesh Seat]	•	\$28
OPTIONS	SC	Sit to Counter [40 Synchro Only; N/A w. Highback, Base matches Frame]	•	\$138
	MS	Mesh Seat [Black Frame Only; N/A with 80 Mech; N/A with M9 mesh]	•	\$95
	EM	Encapsulated Mesh [N/A with Highback or Birch Frame Finish]	•	-
	AWK	Adjustable Width Brackets [Knob][Not Included with MF Arm]	•	\$30
	AWL	Adjustable Width Brackets [Lever] [Not Available on 84 Series or T7 Arms][Not Included with MF Arm]	•	\$40
	LH	65mm [2.5"] Dual Surface Casters	•	\$32
	H	55mm Dual Surface Casters [Only Applicable with LS and HS]	•	\$30
	OHC	OH Carpet Casters [adjustable]	•	\$63
	OHH	OH Dual Surface Casters [adjustable]	•	\$95
	SS	2.5" Seat Slider [N/A w. Mesh Seat on 85 series   N/A w. SC]	•	\$85
	SE	Extended 3" Seat Slider [85 Series Only   N/A with FS, IES, MS, SC, or 46 Mech]	•	\$85
	LS	Low Seat Height with 5" Travel	•	\$53
	HS	High Seat Height with 5.5" Travel	•	-
	BHA	Back Height Adjustment [Included with 84 Series]	•	\$90
	HR	Headrest [Not Available with SKN Smoke Nylon]	•	\$150
	AB	Aluminum Base [For SC, HS and LS Only]	•	\$65
	HAB	High Profile Aluminum Base	•	\$65
	IES	Ergonomic Small Seat [Not Available with MS Mesh Seat]	•	-
	FS	Full Seat [Not Available with MS Mesh Seat]	•	-
FREIGHT OPTIONS	KD	Knocked Down	•	-
	BW	Blanket Wrapped - Fully Assembled [25 Unit Minimum]	•	\$75
	FA	Fully Assembled in [25 Unit Minimum]	•	\$115
FREIGHT REQUIREMENTS	AS	Allseating Standard	•	-
	FQ	Special Freight Instructions [Call for Quote]	•	VAR
	GD	Guaranteed Delivery Date and Time [Call for Quote]	•	VAR

## TO ORDER SIMPLY FILL IN THE BLANKS

<input type="text"/>	-	<input type="text" value="0"/>	-	<input type="text"/>	-	<input type="text"/>	-	<input type="text"/>	-	<input type="text"/>	-	<input type="text"/>	-	<input type="text"/>	-	<input type="text"/>	-	<input type="text"/>	-	<input type="text"/>	
SERIES		BACK STYLE		CONTROL		ARM		FRAME FINISH		BACK MESH		SEAT MESH	Leave blank if upholstered	OPTIONS	For additional options separate with (-) hyphen.	FREIGHT OPTION		FREIGHT REQUIREMENTS		FABRIC CODE	Please refer to allseating.com for fabric codes.

YOU<sup>®</sup> HIGHBACKDESIGN | ALLSEATING  
GSA SIN | 33721

## FEATURES

- Nylon or Aluminum frame in Black, Smoke, or Birch
- 3.5" cylinder
- Molded seat foam
- Innovative back suspension with standard back height adjustment
- Lumbar dial and back height support of 3.54"
- Arm features and travel specifications on page 16
- 24/7 Warranty offered with Synchro Tilt [40] or Deluxe Synchro Tilt [12] only and includes T2 arms and/or seat slider.
- YCA Conference Arm is standard polished aluminum.
- Sit to counter includes height adjustable foot ring

## DIMENSIONS

## Highback:

- Overall [Synchro Tilt]:  
39.5" - 48"H | 28"W | 28"D
- Overall [Dynamic Synchro Tilt]:  
39"-47.5"H | 28" W | 28"D
- Seat [Synchro Tilt]:  
16.25"-19.75"H | 20.25"W | 18.5"D
- Seat [Dynamic Synchro Tilt]:  
15.75"-19.25"H | 20.25"W | 18.5"D
- COM: 0.75yds.
- Back: 27"H | 18.5"W
- COM: 0.75yds.

## NOTES

- Ships knocked down.
- For BW and FA freight options, minimum quantities apply, please check with Sales Support for details.
- Tension is adjustable on OHC and OHH casters to accommodate various surfaces
- All other features are dependant on the control specified. Please refer to Control Choice on Page 8 for full description of available features.
- This product meets the requirements set forth in ANSI-BIFMA X5.1-2011 and is warranted for users up to 350 lbs.
- Dimensions are dependant on options selected. Product can be configured to comply with BIFMA G1-2002 Guidelines.
- LS and HS option not available when HAB, OHC, OHH are selected. Composite base and matching casters will be substituted when LS or HS selected.
- For mesh model code see page 22

## BASE PRICE | \$962

85140-NA

Code	Grade 1	Grade 2/ COM	Grade 3	Grade 4/ COL	Grade 5	Grade 6	Grade 7	Grade 8	Leather 1	Leather 2	Leather 3
85140	\$962	\$983	\$997	\$1,015	\$1,030	\$1,058	\$1,090	\$1,125	\$1,202	\$1,236	\$1,339
84112	\$1,255	\$1,276	\$1,290	\$1,308	\$1,323	\$1,351	\$1,383	\$1,418	\$1,495	\$1,529	\$1,632

SERIES	85	You Nylon [You Too]	QS	\$
BACK STYLE	84	You Aluminum [Includes BHA]	•	-
CONTROL	1	Highback	•	-
	40	Synchro Tilt [85 Series - Nylon Only]	•	-
	46	Dynamic Synchro Tilt [Includes Seat Slider   85 Series Only]	•	\$85
	80	Deluxe Tilt J-Bar [Includes SS and BHA   85 Series Only]	•	\$148
	12	Deluxe Synchro Tilt [Includes BHA - Available with 84 Series Only]	•	-
ARM	NA	No Arm	•	-
	T2	Task 2 Arm	•	\$115
	4D	4 Dimensional Arm	•	\$130
	MF	Multi-Functional Arm [Adjustable Width Not Included]	•	\$158
	YCA	Conference Arm [AW not applicable. Not available w/Mesh Seat]	•	\$225
	T7	Ergonomic Task Arm [AWK included]	•	\$295
FRAME FINISH [85 Series Only]	BKN	Black Nylon	•	-
	BRN	Birch Nylon	•	\$48
FRAME FINISH [84 Series Only]	BK	Black Aluminum	•	-
	AL	Polished Aluminum	•	\$95
BACK MESH	M2	M2 Mesh [NOT ALL COLOURS ARE QS]	•	\$28
[see page 22 for mesh model code]	M3	M3 Mesh	•	-
	M4	M4 Mesh	•	-
	M9	M9 Mesh [N/A with MS Mesh Seat]		\$28
OPTIONS	MS	Mesh Seat [Black Frame Only; N/A with 80 Mech; N/A with M9 mesh]		\$95
	AWK	Adjustable Width Brackets [Knob][Not Included with MF Arm]	•	\$30
	AWL	Adjustable Width Brackets [Lever] [Not Available on 84 Series or T7 Arms][Not Included with MF Arm]	•	\$40
	LH	65mm [2.5"] Dual Surface Casters	•	\$32
	H	55mm Dual Surface Casters [Only Applicable with LS and HS]	•	\$30
	OHC	OH Carpet Casters [adjustable]	•	\$63
	OHH	OH Dual Surface Casters [adjustable]	•	\$95
	SS	2.5" Seat Slider [N/A w. Mesh Seat on 85 series   N/A w. SC]	•	\$85
	SE	Extended 3" Seat Slider [85 Series Only   N/A with FS, IES, MS, SC, or 46 Mech]	•	\$85
	LS	Low Seat Height with 5" Travel	•	\$53
	HS	High Seat Height with 5.5" Travel	•	-
	BHA	Back Height Adjustment [Included with 84 Series]	•	\$90
	HR	Headrest [Not Available with SKN Smoke Nylon]		\$150
	AB	Aluminum Base [For HS and LS Only]	•	\$65
	HAB	High Profile Aluminum Base	•	\$65
	IES	Ergonomic Small Seat [Not Available with MS Mesh Seat]	•	-
	FS	Full Seat [Not Available with Mesh Seat]	•	-
FREIGHT OPTIONS	KD	Knocked Down	•	-
	BW	Blanket Wrapped - Fully Assembled [25 Unit Minimum]		\$75
	FA	Fully Assembled in [25 Unit Minimum]		\$115
FREIGHT REQUIREMENTS	AS	Allseating Standard		-
	FQ	Special Freight Instructions [Call for Quote]		VAR
	GD	Guaranteed Delivery Date and Time [Call for Quote]		VAR

## TO ORDER SIMPLY FILL IN THE BLANKS

<input type="text"/>	-	<input type="text"/>	-	<input type="text"/>	-	<input type="text"/>	-	<input type="text"/>	-	<input type="text"/>	-	<input type="text"/>	-	<input type="text"/>	-	<input type="text"/>					
SERIES		BACK STYLE		CONTROL		ARM		FRAME FINISH		BACK MESH		SEAT MESH		OPTIONS		FREIGHT OPTION		FREIGHT REQUIREMENTS		FABRIC CODE	
												Leave blank if upholstered		For additional options separate with (-) hyphen.						Please refer to allseating.com for fabric codes.	

YOU<sup>®</sup> STOOLDESIGN | ALLSEATING  
GSA SIN | 33721

## FEATURES

- Upholstered seat with mesh back
- Innovative black suspension
- Width adjust optional on all task arms with 8" seat height travel
- Includes height adjustable foot ring

## DIMENSIONS

## 8" Stool Overall:

- 42.75"-50"H | 28"W | 28"D
- Seat:  
20.25"-27.75"H | 20.25"W | 18.5"D
- Back:  
22"H | 18.5"W

## 10" Stool Overall:

- 43.25"-53.25"H | 27"W | 27"D
- Seat:  
21"-31"H | 20.25"W | 18.5"D
- Back:  
22"H | 18.5"W

## NOTES

- Ships knocked down.
- For BW and FA freight options, minimum quantities apply, please check with Sales Support for details.
- Tension is adjustable on OHC and OHH casters to accommodate various surfaces
- All other features are dependant on the control specified. Please refer to Control Choice on Page 8 for full description of available features.
- This product meets the requirements set forth in ANSI-BIFMA X5.1-2011 and is warranted for users up to 350 lbs.
- Dimensions are dependant on options selected. Product can be configured to comply with BIFMA G1-2002 Guidelines.
- \*LS and HS option not available when LH, HAB, OHC, OHH are selected. Composite base and matching casters will be substituted when LS selected.
- For mesh model code see page 22

BASE PRICE | \$956  
85019-NA-8

Code	Grade 1	Grade 2/ COM	Grade 3	Grade 4/ COL	Grade 5	Grade 6	Grade 7	Grade 8	Leather 1	Leather 2	Leather 3
85019	\$956	\$977	\$991	\$1,009	\$1,024	\$1,052	\$1,084	\$1,119	\$1,196	\$1,230	\$1,333
84019	\$1,255	\$1,276	\$1,290	\$1,308	\$1,323	\$1,351	\$1,383	\$1,418	\$1,495	\$1,529	\$1,632

SERIES	85	You Nylon [You Too]	QS	\$
	84	You Aluminum [Includes BHA]	•	\$220
BACK STYLE	0	Midback	•	-
CONTROL	19	Basic Stool Package	•	-
ARM	NA	No Arm	•	-
	T2	Task 2 Arm	•	\$115
	4D	4 Dimensional Arm	•	\$130
	MF	Multi-Functional Arm [Width Adjustment Not Included]	•	\$158
FRAME FINISH [85 Series Only]	BKN	Black Nylon	•	-
	SKN	Smoke Nylon [8" Stool Only]		\$48
	BRN	Birch Nylon [8" Stool Only]		\$48
FRAME FINISH [84 Series Only]	BK	Black Aluminum	•	-
	AL	Polished Aluminum	•	\$95
BACK MESH	M2	M2 Mesh [NOT ALL COLOURS ARE QS]	•	\$28
[see page 22 for mesh model code]	M3	M3 Mesh	•	-
	M4	M4 Mesh	•	-
	M9	M9 Mesh [N/A with MS Mesh Seat]		\$28
STOOL OPTION	8	8" Basic Stool Package	•	-
	10	10" Stool Package	•	\$36
OPTIONS	MS	Mesh Seat [Black Frame Only; N/A with 80 Mech; N/A with M9 mesh]	•	\$95
	EM	Encapsulated Mesh [N/A with Highback; N/A with Birch]		-
	AWK	Adjustable Width Brackets [Knob][Not Included with MF Arm]	•	\$30
	G	Glides [10" Stool Only]	•	\$30
	H	Dual Surface Casters [10" Stool Only]	•	\$30
	LH	Dual Surface Casters [8" Stool Only]	•	\$32
	BC	Birch 65mm [2.5"] Dual Surface Casters		\$32
	OHC	OH Carpet Casters [adjustable   8" Stool Only]	•	\$63
	OHH	OH Dual Surface Casters [adjustable   8" Stool Only]	•	\$95
	SS	Seat Slider [2.5"; N/A with Mesh Seat; N/A with 10" Stool]	•	\$85
	BHA	Back Height Adjustment [Included with 84 Series]	•	\$90
	HR	Headrest [Black Only]		\$150
	FS	Full Upholstered Seat [21"W   20"D]	•	-
	IES	Ergonomic Small Seat	•	-
	AB	Aluminum Base [8" Stool Only]	•	\$65
FREIGHT OPTIONS	KD	Knocked Down	•	-
	BW	Blanket Wrapped - Fully Assembled [25 Unit Minimum]		\$75
	FA	Fully Assembled in [25 Unit Minimum]		\$115
FREIGHT REQUIREMENTS	AS	Allseating Standard		-
	FQ	Special Freight Instructions [Call for Quote]		VAR
	GD	Guaranteed Delivery Date and Time [Call for Quote]		VAR

## TO ORDER SIMPLY FILL IN THE BLANKS

<input type="text"/>	-	<input type="text"/>	-	<input type="text"/>	-	<input type="text"/>	-	<input type="text"/>	-	<input type="text"/>	-	<input type="text"/>	-	<input type="text"/>	-	<input type="text"/>				
SERIES		BACK STYLE		CONTROL		ARM		FRAME FINISH		BACK MESH		SEAT MESH Leave blank if upholstered		OPTIONS For additional options separate with (-) hyphen.		FREIGHT OPTION		FREIGHT REQUIRE- MENTS		FABRIC CODE Please refer to allseating.com for fabric codes.



# ZIP<sup>®</sup> INSTOCK

DESIGN | ALLSEATING  
NOT ON GSA CONTRACT**BASE PRICE | \$1,024****94040-CA-P1****Black Leather**

\$1,024

**FEATURES**

- 4" cylinder
- Aluminum base
- Aluminum conference arms
- Task arm adjustable 3" Height
- Carpet casters

**DIMENSIONS**

- Overall Highback:  
45.25" - 49.5"H | 28"W | 28"D
- Seat [Highback]:  
18" - 22.5"H | 19"W | 19"D
- Back [Highback]: 28"H | 19.5"W
- Overall Midback:  
38.75" - 43"H | 26"W | 26"D
- Seat [Midback]:  
18" - 22"H | 19"W | 17"D
- Back [Midback]: 21.5"H | 19.5"W

SERIES	94	Zip Black Leather Instock Program	QS	\$
BACK STYLE	0	Midback	•	-
	1	Highback	•	\$75
CONTROL	40	Synchronized Tilt (ST)	•	-
ARM	CA	Conference Arm	•	-
ARM PAD (CA only)	P1	Black Polyurethane Cap	•	-
FABRIC CODE	BL	Zip Black Leather Instock Program	•	-
FREIGHT OPTIONS	KD	Knocked Down	•	-
FREIGHT REQUIREMENTS	AS	Allseating Standard		-
	FQ	Special Freight Instructions (Call for Quote)		VAR
	GD	Guaranteed Delivery Date and Time (Call for Quote)		VAR

\*10% Tariff surcharge applies on all orders shipping to the U.S.A.

**NOTES**

- Ships knocked down.
- This product meets the requirements set forth in ANSI-BIFMA X5.1-2011 and is warranted for users up to 350 lbs.
- Armless not available
- \*Task arm available on midback chair only

**TO ORDER SIMPLY FILL IN THE BLANKS**

94	-		-	40	-		-	BA	-	BL	-		-		-	
SERIES		BACK STYLE		CONTROL		ARM		ARM PAD		FABRIC CODE Please refer to allseating.com for fabric codes.		FREIGHT OPTION		FREIGHT REQUIRE- MENTS		FABRIC CODE Please refer to allseating.com for fabric codes.

**QUICKSHIP**



# ZIP® UPHOLSTERED MIDBACK

DESIGN | ALLSEATING  
GSA SIN | 33721**BASE PRICE | \$733**  
**92040-NA**

Grade 1	Grade 2/ COM	Grade 3	Grade 4/COL	Grade 5	Grade 6	Grade 7	Grade 8	Leather 1	Leather 2	Leather 3
\$733	\$775	\$802	\$838	\$870	\$925	\$988	\$1,059	\$1,212	\$1,281	\$1,486

## FEATURES

- 3.5" cylinder
- Nylon base
- Task arm adjustable 3" height (width adjustment optional)
- For arm features and travel specifications, see page 16
- Carpet casters
- 24/7 Warranty offered with T2 arms and Seat Slider. For more details see page 16

## DIMENSIONS

- Overall: 38.5"- 42"H | 28"W | 28"D
- Seat: 16.25"- 19.75"H | 19"W | 19"D
- Back: 21"H | 19.5"W
- COM: 2.0 yds

## NOTES

- Ships knocked down.
- For BW and FA freight options minimum quantities apply, please check with Sales Support for details.
- Tension is adjustable on OHC and OHH casters to accommodate various surfaces
- All other features are dependant on the control specified. Please refer to Control Choice on page ?? for full description of available features.
- This product meets the requirements set forth in ANSI-BIFMA X5.1-2011 and is warranted for users up to 350 lbs.
- "Dimensions are dependant on options selected. Product can be configured to comply with BIFMA G1-2002 Guidelines."
- If requiring a 3" seat slider, please specify with code SE rather than SS.
- \*\*\*Composite base and matching casters will be substituted if these when LS option is selected. LS option not available when HAB/LC/LH are selected.

SERIES	92	Zip	QS	\$
BACK STYLE	0	Midback	•	-
CONTROL	40	Synchronized Tilt [ST]	•	-
ARM	NA	No Arm	•	-
	CA	Conference Arm [AW not applicable]	•	\$135
	T2	Task 2 Arm [Available with AWK or AWL]	•	\$115
	4D	4 Dimensional Arm [Available with AWK or AWL]	•	\$130
	MF	Multi-Functional Arm [Width Adjustment Not Included]	•	\$158
ARM PAD [Conference Arm Only]	P1	Black Polyurethane	•	-
	BA	Black Leather		\$50
	C1	Upholstered Cap [add 0.25 yds]		\$50
OPTIONS	AWK	Adjustable Width Bracket [Knob][Not Included with MF Arm]	•	\$30
	AWL	Adjustable Width Bracket [Lever][Not Included with MF Arm]	•	\$40
	AB	Aluminum Base with 65mm [2.5"] Carpet Casters*	•	\$65
	LH	65mm [2.5"] Dual Surface Casters	•	\$32
	P	Pressure Braking Casters*	•	\$60
	RP	Reverse Pressure Braking Casters**	•	\$112
	OHC	OH Carpet Casters [adjustable]	•	\$63
	OHH	OH Dual Surface Casters [adjustable]	•	\$95
	SS	Seat Slider	•	\$85
	ZES	Ergonomic Small Seat [15.5"   19"]	•	-
	LS	Low Seat Height with 5" Travel***	•	\$53
	CL	CAL TB133		\$150
FREIGHT OPTIONS	KD	Knocked Down		-
	BW	Blanket Wrapped - Fully Assembled [25 Unit Minimum]		\$75
	FA	Fully Assembled in Carton [25 Unit Minimum]		\$115
FREIGHT REQUIREMENTS	AS	Allseating Standard		-
	FQ	Special Freight Instructions [Call for Quote]		VAR
	GD	Guaranteed Delivery Date and Time [Call for Quote]		VAR

## TO ORDER SIMPLY FILL IN THE BLANKS

92	0	40						
SERIES	BACK STYLE	CONTROL	ARM	ARM PAD	OPTIONS For additional options separate with (-) hyphen.	FREIGHT OPTION	FREIGHT REQUIRE- MENTS	FABRIC CODE Please refer to allseating.com for fabric codes.





# ZIP® UPHOLSTERED HIGHBACK

DESIGN | ALLSEATING  
GSA SIN | 33721**BASE PRICE | \$795**  
**92140-NA**

Grade 1	Grade 2/ COM	Grade 3	Grade 4/COL	Grade 5	Grade 6	Grade 7	Grade 8	Leather 1	Leather 2	Leather 3
\$795	\$865	\$910	\$970	\$1,023	\$1,115	\$1,220	\$1,338	\$1,594	\$1,708	\$2,050

## FEATURES

- 3.5" cylinder
- Nylon base
- Task arm adjustable 3" height (width adjustment optional)
- For arm features and travel specifications, see page 16
- Carpet casters
- 24/7 Warranty offered with T2 arms and Seat Slider. For more details see page 16

## DIMENSIONS

- Overall: 45.25" - 48.75"H | 28"W | 28"D
- Seat: 17.25" - 20.75"H | 19"W | 19"D
- Back: 28"H | 19.5"W
- COM: 2.75 yds

## NOTES

- Ships knocked down.
- For BW and FA freight options minimum quantities apply, please check with Sales Support for details.
- Tension is adjustable on OHC and OHH casters to accommodate various surfaces
- All other features are dependant on the control specified. Please refer to Control Choice on page 8 for full description of available features.
- This product meets the requirements set forth in ANSI-BIFMA X5.1-2011 and is warranted for users up to 350 lbs.
- "Dimensions are dependant on options selected. Product can be configured to comply with BIFMA G1-2002 Guidelines."
- If requiring a 3" seat slider, please specify with code SE rather than SS.
- \*\*\*Composite base and matching casters will be substituted if these when LS option is selected. LS option not available when HAB/LC/LH are selected.

SERIES	92	Zip	QS	\$
BACK STYLE	1	Highback	•	-
CONTROL	40	Synchronized Tilt [ST]	•	-
ARM	NA	No Arm	•	-
	CA	Conference Arm [AW not applicable]	•	\$135
	T2	Task 2 Arm [Available with AWK or AWL]	•	\$115
	4D	4 Dimensional Arm [Available with AWK or AWL]	•	\$130
	MF	Multi-Functional Arm [Width Adjustment Not Included]	•	\$158
ARM PAD [Conference Arm Only]	P1	Black Polyurethane	•	-
	BA	Black Leather		\$50
	C1	Upholstered Cap [add 0.25 yds]		\$50
OPTIONS	AWK	Adjustable Width Bracket [Knob][Not Included with MF Arm]	•	\$30
	AWL	Adjustable Width Bracket [Lever][Not Included with MF Arm]	•	\$40
	AB	Aluminum Base with 65mm [2.5"] Carpet Casters*	•	\$65
	LH	65mm [2.5"] Dual Surface Casters	•	\$32
	P	Pressure Braking Casters*	•	\$60
	RP	Reverse Pressure Braking Casters**	•	\$112
	OHC	OH Carpet Casters [adjustable]	•	\$63
	OHH	OH Dual Surface Casters [adjustable]	•	\$95
	SS	Seat Slider	•	\$85
	LS	Low Seat Height with 5" Travel***	•	\$53
	CL	CAL TB133		\$150
FREIGHT OPTIONS	KD	Knocked Down		-
	BW	Blanket Wrapped - Fully Assembled [25 Unit Minimum]		\$75
	FA	Fully Assembled in Carton [25 Unit Minimum]		\$115
FREIGHT REQUIREMENTS	AS	Allseating Standard		-
	FQ	Special Freight Instructions [Call for Quote]		VAR
	GD	Guaranteed Delivery Date and Time [Call for Quote]		VAR

## TO ORDER SIMPLY FILL IN THE BLANKS

92	-	1	-	40	-		-		-		-		-		
SERIES		BACK STYLE		CONTROL		ARM		ARM PAD		OPTIONS For additional options separate with (-) hyphen.		FREIGHT OPTION		FREIGHT REQUIRE- MENTS	FABRIC CODE Please refer to allseating.com for fabric codes.





# ZIP® UPHOLSTERED STOOL

DESIGN | ALLSEATING  
GSA SIN | 33721

## BASE PRICE | \$795

92019-NA

Grade 1	Grade 2/ COM	Grade 3	Grade 4/COL	Grade 5	Grade 6	Grade 7	Grade 8	Leather 1	Leather 2	Leather 3
\$795	\$837	\$864	\$900	\$932	\$987	\$1,050	\$1,121	\$1,274	\$1,343	\$1,548

### FEATURES

- 8" cylinder
- Composite base
- Upholstered seat and back
- Task arm adjustable 3" height (width adjustment optional)
- For arm features and travel specifications, see page 16
- Carpet casters
- Includes height adjustable foot ring

### DIMENSIONS

- Overall [Basic Stool]: 43"- 50.5"H | 28"W | 28"D
- Seat [Basic Stool]: 21"- 28.5"H | 19"W | 19"D
- Overall [10" Stool]: 43.25"-53.25"H | 28"W | 28"D
- Seat [10" Stool]: 21.5"-31.5"H | 19"W | 19"D
- Back: 21.5"H | 19.5"D
- COM: 2.0 yds

### NOTES

- Ships knocked down.
- For BW and FA freight options minimum quantities apply, please check with Sales Support for details.
- Tension is adjustable on OHC and OHH casters to accommodate various surfaces
- All other features are dependant on the control specified. Please refer to Control Choice on page 8 for full description of available features.
- This product meets the requirements set forth in ANSI-BIFMA X5.1-2011 and is warranted for users up to 350 lbs.
- "Dimensions are dependant on options selected. Product can be configured to comply with BIFMA G1-2002 Guidelines."

SERIES	92	ZIP	QS	\$
BACK STYLE	0	Midback	•	-
CONTROL	19	Basic Stool [B2]	•	-
ARM	NA	No Arm	•	-
	CA	Conference Arm [AW not applicable]	•	\$135
	T2	Task 2 Arm [Available with AWK or AWL]	•	\$115
	4D	4 Dimensional Arm [Available with AWK or AWL]	•	\$130
	MF	Multi-Functional Arm [Width Adjustment Not Included]	•	\$158
ARM PAD [Conference Arm Only]	P1	Black Polyurethane	•	-
	BA	Black Leather		\$50
	C1	Upholstered Cap [add 0.25 yds]		\$50
OPTIONS	AWK	Adjustable Width Bracket [Knob][Not Included with MF Arm]	•	\$30
	AWL	Adjustable Width Bracket [Lever][Not Included with MF Arm]	•	\$40
	H	Dual Surface Casters [10" Stool Only]	•	\$30
	LH	Dual Surface Casters [8" Stool Only]	•	\$32
	G	Glides [10" Stool Only]	•	\$30
	P	Pressure Braking Casters*	•	\$60
	RP	Reverse Pressure Braking Casters**	•	\$112
	OHC	OH Carpet Casters [adjustable   8" Stool Only]	•	\$63
	OHH	OH Dual Surface Casters [adjustable   8" Stool Only]	•	\$95
	10	10" Stool Package	•	\$36
	ZES	Ergonomic Small Seat [15.5" x 19"]	•	-
	CL	CAL TB133		\$150
	AB	Aluminum Base [8" Stool Only]	•	\$65
FREIGHT OPTIONS	KD	Knocked Down		-
	BW	Blanket Wrapped - Fully Assembled [25 Unit Minimum]		\$75
	FA	Fully Assembled in Carton [25 Unit Minimum]		\$115
FREIGHT REQUIREMENTS	AS	Allseating Standard		-
	FQ	Special Freight Instructions [Call for Quote]		VAR
	GD	Guaranteed Delivery Date and Time [Call for Quote]		VAR

### TO ORDER SIMPLY FILL IN THE BLANKS

92	-	0	-	19	-		-		-		-		-			
SERIES		BACK STYLE		CONTROL		ARM		ARM PAD		OPTIONS For additional options separate with (-) hyphen.		FREIGHT OPTION		FREIGHT REQUIRE- MENTS		FABRIC CODE Please refer to allseating.com for fabric codes.



# ZIP<sup>®</sup> MESH

DESIGN | ALLSEATING  
GSA SIN | 33721

## FEATURES

- 3.5" cylinder
- Nylon base
- Task arm adjustable 3" height (width adjustment optional)
- For arm features and travel specifications, see page 16
- Carpet casters
- 24/7 Warranty offered with T2, arms and Seat Slider. For more details see page 17

## DIMENSIONS

- Overall: 38.5"- 42"H | 28"W | 28"D
- Seat: 16.25"- 19.75"H | 19"W | 19"D
- Back: 21"H | 19.5"W
- COM: 0.75 yds.

## NOTES

- Ships knocked down.
- For BW and FA freight options, minimum quantities apply, please check with Sales Support for details
- Tension is adjustable on OHC and OHH casters to accommodate various surfaces
- All other features are dependant on the control specified. Please refer to Control Choice on page 8 for full description of available features.
- This product meets the requirements set forth in ANSI-BIFMA X5.1-2011 and is warranted for users up to 350 lbs.
- "Dimensions are dependant on options selected. Product can be configured to comply with BIFMA G1-2002 Guidelines."
- If requiring a 3" seat slider, please specify with code SE rather than SS.
- \*\*\*Composite base and matching casters will be substituted if these when LS option is selected. LS option not available when HAB/LC/LH are selected.
- For mesh model code see page 22.

## BASE PRICE | \$733

95040-NA

Grade 1	Grade 2/ COM	Grade 3	Grade 4/COL	Grade 5	Grade 6	Grade 7	Grade 8	Leather 1	Leather 2	Leather 3
\$733	\$761	\$779	\$803	\$824	\$861	\$903	\$950	\$1,053	\$1,098	\$1,235

SERIES	95	Zip	QS	\$
BACK STYLE	0	Midback	•	-
CONTROL	40	Synchronized Tilt [ST]	•	-
ARM	NA	No Arm	•	-
	CA	Conference Arm [AW not applicable]	•	\$135
	T2	Task 2 Arm [Available with AWK or AWL]	•	\$115
	4D	4 Dimensional Arm [Available with AWK or AWL]	•	\$130
	MF	Multi-Functional Arm [Width Adjustment Not Included]	•	\$158
ARM PAD [Conference Arm Only]	P1	Black Polyurethane	•	-
	BA	Black Leather		\$50
	C1	Upholstered Cap [add 0.25 yds]		\$50
BACK MESH [see page 22 for mesh model code]	M2	M2 Mesh		\$126
	M3	M3 Mesh		\$126
	M4	M4 Mesh		\$126
	M8	M8 Mesh	•	-
OPTIONS	AWK	Adjustable Width Bracket [Knob][Not Included with MF Arm]	•	\$30
	AWL	Adjustable Width Bracket [Lever][Not Included with MF Arm]	•	\$40
	AB	Aluminum Base with 65mm [2.5"] Carpet Casters*	•	\$65
	LH	65mm [2.5"] Dual Surface Casters	•	\$32
	P	Pressure Braking Casters*	•	\$60
	RP	Reverse Pressure Braking Casters**	•	\$112
	OHC	OH Carpet Casters [adjustable]	•	\$63
	OHH	OH Dual Surface Casters [adjustable]	•	\$95
	SS	Seat Slider	•	\$85
	ZES	Ergonomic Small Seat [15.5" x 19"]	•	-
	LS	Low Seat Height with 5" Travel***	•	\$53
	CL	CAL TB133		\$95
FREIGHT OPTIONS	KD	Knocked Down		-
	BW	Blanket Wrapped - Fully Assembled [25 Unit Minimum]		\$75
	FA	Fully Assembled in Carton [25 Unit Minimum]		\$115
FREIGHT REQUIREMENTS	AS	Allseating Standard		-
	FQ	Special Freight Instructions [Call for Quote]		VAR
	GD	Guaranteed Delivery Date and Time [Call for Quote]		VAR

## TO ORDER SIMPLY FILL IN THE BLANKS

95	-	0	-	40	-		-		-		-		-		-			
SERIES		BACK STYLE		CONTROL		ARM		ARM PAD		BACK MESH		OPTIONS For additional options separate with (-) hyphen.		FREIGHT OPTION		FREIGHT REQUIRE- MENTS		FABRIC CODE Please refer to allseating.com for fabric codes.



# ZIP® MESH STOOL

DESIGN | ALLSEATING  
GSA SIN | 33721

## FEATURES

- 8" cylinder
- Composite base
- Task arm adjustable 3" height (width adjustment optional)
- For arm features and travel specifications, see page 16
- Carpet casters
- Includes height adjustable foot ring

## DIMENSIONS

- Overall [Basic Stool]: 42.75" - 50"H | 28"W | 28"D
- Seat [Basic Stool]: 21" - 28.25"H | 19"W | 19"D
- Overall [10" Stool]: 43.25" - 53.25"H | 28"W | 28"D
- Seat [10" Stool]: 21.5" - 31.5"H | 19"W | 19"D
- Back: 21"H | 19.5"W
- COM: 1.0 yds.

## NOTES

- Ships knocked down.
- For BW and FA freight options, minimum quantities apply, please check with Sales Support for details
- Tension is adjustable on OHC and OHH casters to accommodate various surfaces
- All other features are dependant on the control specified. Please refer to Control Choice on page ?? to ?? for full description of available features.
- This product meets the requirements set forth in ANSI-BIFMA X5.1-2011 and is warranted for users up to 350 lbs.
- "Dimensions are dependant on options selected. Product can be configured to comply with BIFMA G1-2002 Guidelines."
- For mesh model code see page 22.

## BASE PRICE | \$795

95019-NA

Grade 1	Grade 2/ COM	Grade 3	Grade 4/COL	Grade 5	Grade 6	Grade 7	Grade 8	Leather 1	Leather 2	Leather 3
\$795	\$823	\$841	\$865	\$886	\$923	\$965	\$1,012	\$1,115	\$1,160	\$1,297

SERIES	95	Zip	QS	\$
BACK STYLE	0	Midback	•	-
CONTROL	19	Basic Stool (B2)	•	-
ARM	NA	No Arm	•	-
	CA	Conference Arm (AW not applicable)	•	\$135
	T2	Task 2 Arm (Available with AWK or AWL)	•	\$115
	4D	4 Dimensional Arm (Available with AWK or AWL)	•	\$130
	MF	Multi-Functional Arm [Width Adjustment Not Included]	•	\$158
ARM PAD (Conference Arm Only)	P1	Black Polyurethane	•	-
	BA	Black Leather		\$50
	C1	Upholstered Cap (add 0.25 yds)		\$50
BACK MESH (see page 22 for mesh model code)	M2	M2 Mesh		\$126
	M3	M3 Mesh		\$126
	M4	M4 Mesh		\$126
	M8	M8 Mesh	•	-
OPTIONS	AWK	Adjustable Width Bracket [Knob][Not Included with MF Arm]	•	\$30
	AWL	Adjustable Width Bracket [Lever][Not Included with MF Arm]	•	\$40
	H	Dual Surface Casters [10" Stool Only]	•	\$30
	LH	Dual Surface Casters [8" Stool Only]	•	\$32
	G	Glides [10" Stool Only]	•	\$30
	P	Pressure Braking Casters*	•	\$60
	RP	Reverse Pressure Braking Casters**	•	\$112
	OHC	OH Carpet Casters [adjustable   8" Stool Only]	•	\$63
	OHH	OH Dual Surface Casters [adjustable   8" Stool Only]	•	\$95
	10	10" Stool Package	•	\$36
	ZES	Ergonomic Small Seat (15.5" x 19")	•	-
	CL	CAL TB133		\$95
	AB	Aluminum Base [8" Stool Only]		\$65
FREIGHT OPTIONS	KD	Knocked Down		-
	BW	Blanket Wrapped - Fully Assembled [25 Unit Minimum]		\$75
	FA	Fully Assembled in Carton [25 Unit Minimum]		\$115
FREIGHT REQUIREMENTS	AS	Allseating Standard		-
	FQ	Special Freight Instructions (Call for Quote)		VAR
	GD	Guaranteed Delivery Date and Time (Call for Quote)		VAR

## TO ORDER SIMPLY FILL IN THE BLANKS

95	-	0	-	19	-		-		-		-		-		-			
SERIES		BACK STYLE		CONTROL		ARM		ARM PAD		BACK MESH		OPTIONS For additional options separate with (-) hyphen.		FREIGHT OPTION		FREIGHT REQUIRE- MENTS		FABRIC CODE Please refer to allseating.com for fabric codes.



# ZIP® MESH SIDE

DESIGN | ALLSEATING  
GSA SIN | 33721

## FEATURES

- Black mesh back
- Upholstered seat
- Black non-marring glides
- Wall-saving designed frame

## DIMENSIONS

- Overall NA: 34.75"H | 19.25"W | 19.25"D
- Overall WA: 34.75"H | 23.25"W | 19.25"D
- Seat: 17.5"H | 19.25"W | 19"D
- Back: 21"H | 19"W
- COM: 1.0 yd.

## BASE PRICE | \$514

95054-NA

Grade 1	Grade 2/ COM	Grade 3	Grade 4/COL	Grade 5	Grade 6	Grade 7	Grade 8	Leather 1	Leather 2	Leather 3
\$514	\$535	\$549	\$567	\$582	\$610	\$642	\$677	\$754	\$788	\$891

SERIES	95	Zip	QS	\$
BACK STYLE	0	Midback	•	-
LEG	54	4 Leg	•	-
ARM	NA	No Arm	•	-
	WA	With Arm	•	\$45
ARM / FRAME FINISH	BK	Black	•	-
	SIL	Silver	•	-
	CM	Chrome		\$85
BACK MESH	M2	M2 Mesh		\$63
(see page 22 for mesh model code)	M3	M3 Mesh		\$63
	M4	M4 Mesh		\$63
	M8	M8 Mesh	•	-
FREIGHT OPTIONS	FA	Fully Assembled [25 Unit Minimum]	•	-
	BW	Blanket Wrapped Fully Assembled (25 unit minimum)		\$35
FREIGHT REQUIREMENTS	AS	Allseating Standard		-
	FQ	Special Freight Instructions (Call for Quote)		VAR
	GD	Guaranteed Delivery Date and Time (Call for Quote)		VAR

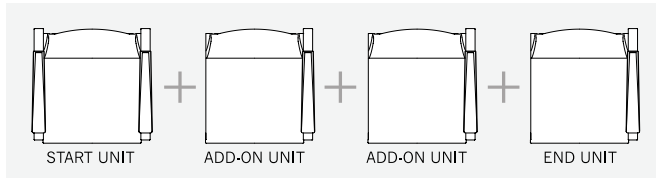
## NOTES

- Ships fully assembled in a carton
- For BW freight, minimum quantities apply, please check with Sales Support for details
- This product meets the requirements set forth in ANSI-BIFMA X5.1-2011 and is warranted for users up to 350 lbs.
- Dimensions are dependant on options selected. Product can be configured to comply with BIFMA G1-2002 Guidelines.
- For mesh model code see page 22.

## TO ORDER SIMPLY FILL IN THE BLANKS

95	-	0	-	54	-		-		-		-		-		-		
SERIES		BACK STYLE		LEG		ARM		ARM PAD		FRAME FINISH		BACK MESH		FREIGHT OPTION		FREIGHT REQUIRE- MENTS	FABRIC CODE Please refer to allseating.com for fabric codes.

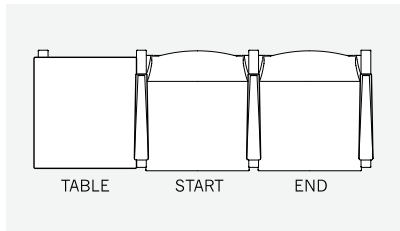
# HOW TO LINK FOSTER® CHAIRS AND TABLES



When configuring a table, the adjacent chairs must be a Start Unit, End Unit, or Stand Alone unit. Do not configure Add-ons beside any table (Linking Leg feature will be exposed). Specify Left to Right.

## SAMPLE CONFIGURATION 1

Standard Tandem Guest; Poly Armcaps



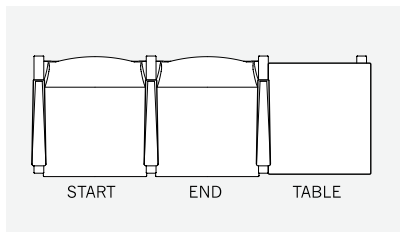
F4X04	Foster End Table Right	\$695
F0017-OA	Foster Guest Tandem Start Unit	\$1,060
F0019-OA	Foster Guest Tandem End Unit	\$912

**Total:** **\$2,667**

(Please Note: List price shown are for Std Gr.1/COM; Uph. Back with Std. Finish).

## SAMPLE CONFIGURATION 2

Standard Tandem Guest; Poly Armcaps



F0017-OA	Foster Guest Tandem Start Unit	\$1,060
F0019-OA	Foster Guest Tandem End Unit	\$912
F4X03	Foster End Table Left	\$630

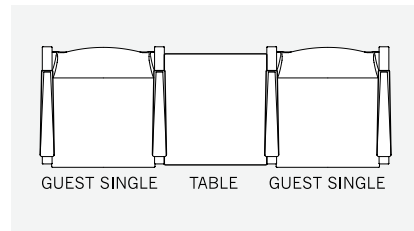
**Total:** **\$2,602**

(Please Note: List price shown are for Std Gr.1/COM; Uph. Back with Std. Finish).

**IMPORTANT NOTE:** TO ENSURE PROPER CONFIGURATION PLEASE PROVIDE A LAY-OUT DRAWING WITH YOUR PURCHASE ORDER.

## SAMPLE CONFIGURATION 3

Standard Tandem Guest; Poly Armcaps



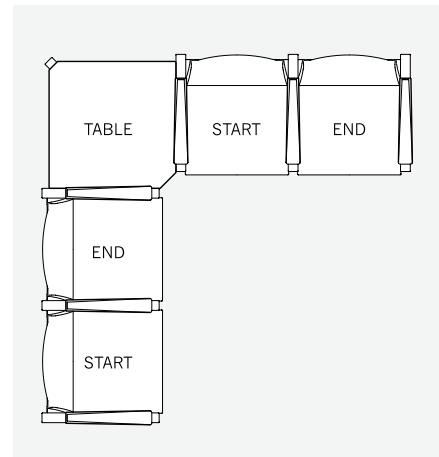
F0010-OA	Foster Guest Single	\$1,060
F4X05	Foster In-Table Right	\$620
F0010-OA	Foster Guest Single	\$1,060

**Total:** **\$2,740**

(Please Note: List price shown are for Std Gr.1/COM; Uph. Back with Std. Finish).

## SAMPLE CONFIGURATION 4

Standard Tandem Guest; Poly Armcaps

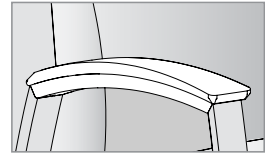


F0017-OA	Foster Guest Tandem Start Unit	\$1,060
F0019-OA	Foster Guest Tandem End Unit	\$912
F4X06	Foster Corner Table	\$890
F0017-OA	Foster Guest Tandem Start Unit	\$1,060
F0019-OA	Foster Guest Tandem End Unit	\$912

**Total:** **\$4,834**

(Please Note: List price shown are for Std Gr.1/COM; Uph. Back with Std. Finish).

# FOSTER® REPLACEMENT PARTS ARM CAPS



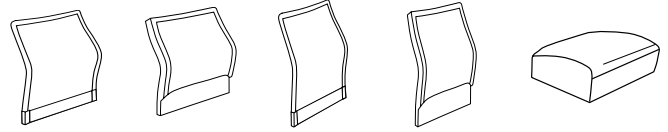
## PATIENT AND GUEST

Description	Applications	Model Code	\$ List Price
Foster Replacement Arm - Hard Rock Maple	Single; Rocker; Sled; Easy Access; Tandem -Double; Tandem -Triple; Start Unit; Add-On; End Unit	FG-ARM-HRM	\$165 ea.
Foster Replacement Arm - Rustic Cherry	Single; Rocker; Sled; Easy Access; Tandem -Double; Tandem -Triple; Start Unit; Add-On; End Unit	FG-ARM-RC	\$165 ea.
Foster Replacement Arm - Chocolate Pear	Single; Rocker; Sled; Easy Access; Tandem -Double; Tandem -Triple; Start Unit; Add-On; End Unit	FG-ARM-CP	\$165 ea.
Foster Replacement Arm - Black Polyurethane	Single; Rocker; Sled; Easy Access; Tandem -Double; Tandem -Triple; Start Unit; Add-On; End Unit	FG-ARM-BK	\$105 ea.
Foster Replacement Arm - Grey Polyurethane	Single; Rocker; Sled; Easy Access; Tandem -Double; Tandem -Triple; Start Unit; Add-On; End Unit	FG-ARM-GR	\$105 ea.
Foster Replacement Arm - Taupe Polyurethane	Single; Rocker; Sled; Easy Access; Tandem -Double; Tandem -Triple; Start Unit; Add-On; End Unit	FG-ARM-TP	\$105 ea.

## LOUNGE

Description	Applications	Model Code	\$ List Price
Foster Lounge Replacement Arm - Hard Rock Maple	Single; Double; Triple	FL-ARM-HRM	\$175 ea.
Foster Lounge Replacement Arm - Rustic Cherry	Single; Double; Triple	FL-ARM-RC	\$175 ea.
Foster Lounge Replacement Arm - Chocolate Pear	Single; Double; Triple	FL-ARM-CP	\$175 ea.
Foster Lounge Replacement Arm - Black Polyurethane	Single; Double; Triple	FL-ARM-BK	\$115 ea.
Foster Lounge Replacement Arm - Grey Polyurethane	Single; Double; Triple	FL-ARM-GR	\$115 ea.
Foster Lounge Replacement Arm - Taupe Polyurethane	Single; Double; Triple	FL-ARM-TP	\$115 ea.

# FOSTER® REPLACEMENT PARTS COVERS



Description	Applications	Model Code	Grade 1	Grade 2/COM	Grade 3	Grade 4/COL	Grade 5	Grade 6	Grade 7	Grade 8	Leather 1	Leather 2	Leather 3
<b>MIDBACK COVERS - MESH</b>													
Mesh Midback (Mesh Style) Cover	Single; Easy Access; Tandem -Double; Tandem -Triple; Start Unit; Add-On; End Unit	BC-F00 (Mesh Style)			\$145								
Mesh Midback Wide (Mesh Style) Cover	Single; Start Unit; Add-On; End Unit	BC-F02 (Mesh Style)			\$150								
Mesh Midback Plus (Mesh Style) Cover	Single; Start Unit; Add-On; End Unit	BC-F04 (Mesh Style)			\$160								
<b>MIDBACK COVERS - UPHOLSTERED</b>													
Upholstered Midback (Fabric Code) Cover	Single; Easy Access; Tandem -Double; Tandem -Triple; Start Unit; Add-On; End Unit	BC-F10 (Fabric Code)	\$100	\$155	\$195	\$245	\$290	\$365	\$455	\$555	\$770	\$865	\$1,155
Upholstered Midback Wide (Fabric Code) Cover	Single; Start Unit; Add-On; End Unit	BC-F12 (Fabric Code)	\$105	\$170	\$215	\$270	\$320	\$410	\$510	\$625	\$870	\$980	\$1,310
Upholstered Midback Plus (Fabric Code) Cover	Single; Start Unit; Add-On; End Unit	BC-F14 (Fabric Code)	\$110	\$195	\$250	\$320	\$385	\$495	\$620	\$760	\$1,070	\$1,205	\$1,615
Lounge Upholstered Midback (Fabric Code) Cover	Single; Settee (Double); Sofa	BC-F20 (Fabric Code)	\$105	\$135	\$160	\$190	\$215	\$255	\$310	\$365	\$490	\$540	\$705
Lounge Midback Plus	Single Plus	BC-F (Fabric Code)	\$110	\$150	\$180	\$215	\$245	\$300	\$365	\$435	\$590	\$655	\$865
<b>HIGHBACK COVERS - MESH</b>													
Mesh Highback (Mesh Style) Cover	Single; Rocker; Sled	BC-F01			\$195								
Mesh Highback Wide (Mesh Style) Cover	Single	BC-F03 (Mesh Style)			\$205								
Mesh Highback +Plus (Mesh Style) Cover	Single	BC-F05 (Mesh Style)			\$220								
<b>HIGHBACK COVERS - UPHOLSTERED</b>													
Upholstered Highback (Fabric Code ) Cover	Single; Rocker; Sled	BC-F11 (Fabric Code)	\$110	\$170	\$205	\$255	\$300	\$380	\$465	\$565	\$780	\$875	\$1,165
Upholstered Highback Wide Single Cover (Fabric Code)	Single; Start Unit; Add-On; End Unit	BC-F13 (Fabric Code)	\$115	\$185	\$225	\$285	\$335	\$425	\$525	\$635	\$880	\$990	\$1,320
Upholstered Highback Plus Cover (Fabric Code)	Single	BC-F15 (Fabric Code)	\$120	\$205	\$260	\$330	\$395	\$505	\$630	\$775	\$1,080	\$1,215	\$1,630
<b>SEAT COVERS</b>													
Standard Seat Cover (Fabric Code)	Single; Rocker; Sled; Easy Access; Tandem-Double; Tandem-Triple; Start Unit; Add-On; End Unit	SC-STD (Fabric Code)	\$100	\$130	\$155	\$180	\$205	\$250	\$300	\$360	\$480	\$535	\$700
Wide Seat Cover (Fabric Code)	Single; Tandem-Double; Tandem-Triple; Start Unit; Add-On; End Unit	SC-WID (Fabric Code)	\$105	\$140	\$165	\$200	\$230	\$280	\$340	\$405	\$545	\$610	\$795
Guest + Lounge Plus Seat Cover (Fabric Code)	Single; Tandem-Double; Tandem-Triple; Start Unit; Add-On; End Unit	SC-BAR (Fabric Code)	\$110	\$150	\$180	\$215	\$245	\$300	\$365	\$435	\$590	\$655	\$865
Lounge Seat Cover (Fabric Code)	Single; Settee (Double); Sofa	SC-LOU (Fabric Code)	\$105	\$135	\$160	\$190	\$215	\$255	\$310	\$365	\$490	\$540	\$705
Lounge Plus Seat Cover	Single Plus	SC-L (Fabric Code)	\$110	\$150	\$180	\$215	\$245	\$300	\$365	\$435	\$590	\$655	\$865



# EXCHANGE<sup>®</sup>

## REPLACEMENT COVERS

Description	Applications	Model Code	Grade 1	Grade 2/COM	Grade 3	Grade 4/COL	Grade 5	Grade 6	Grade 7	Grade 8	Leather 1	Leather 2	Leather 3
EXCHANGE <sup>®</sup> COVERS													
Standard Back	All models except ottoman	EBC-S	\$96	\$145	\$177	\$219	\$255	\$320	\$394	\$476	\$655	\$735	\$975
Corner Back	L-Shape and U-Shape	EBC-C	\$192	\$290	\$353	\$437	\$511	\$640	\$787	\$952	\$1,310	\$1,470	\$1,949
Standard Seat	Must specify Standard, Corner, End or Ottoman	ESC-X	\$96	\$145	\$177	\$219	\$255	\$320	\$394	\$476	\$655	\$735	\$975
Low Wide Arm	Must specify Left, Right or Centre Mounting, Power and Laminate (if applicable)	EAC-(L/R/C)-LW	\$96	\$145	\$177	\$219	\$255	\$320	\$394	\$476	\$655	\$735	\$975
Low Narrow Arm	Must specify Left, Right or Centre Mounting, Power and Laminate (if applicable)	EAC-(L/R/C)-LN	\$72	\$107	\$130	\$160	\$186	\$232	\$285	\$343	\$471	\$528	\$700
High Wide Arm	Must specify Left, Right or Centre Mounting, Power and Laminate (if applicable)	EAC-(L/R/C)-HW	\$108	\$164	\$200	\$248	\$290	\$364	\$448	\$542	\$747	\$838	\$1,112
High Narrow Arm	Must specify Left, Right or Centre Mounting, Power and Laminate (if applicable)	EAC-(L/R/C)-HN	\$96	\$145	\$177	\$219	\$255	\$320	\$394	\$476	\$655	\$735	\$975



# CONDITIONS OF SALE

## PRICING

Allseating reserves the right to change published prices without notice. Prices in effect at the time of the order acceptance shall apply. All applicable taxes are extra. All prices in this catalog are list. All sales are in US dollars unless both the Sold To and Ship To addresses are both located in Canada, in which case, sales are in Canadian dollars.

## ORDER ACCEPTANCE

Orders will be accepted through all authorized Allseating Dealers upon issuance of a written purchase order on letterhead or purchase order of the customer being invoiced. Faxed orders or orders by email (orders@allseating.com) are acceptable, as well as digital orders such as SIF or XLM, no verbal orders will be accepted. All purchase orders must contain a valid signature.

## ORDER CANCELLATION

Orders which have been acknowledged are considered firm. In the event a cancellation request is accepted by Allseating, restocking charges may be incurred up to 100% of the order depending on the stage of production.

## CREDIT TERMS

Terms are net 30 days O.A.C. Terms are subject to change and review based upon performance. Customers are required to provide a completed signed Dealer Application for the purpose of updating or setting up an account. All payments should be made to Allseating.

## PACKAGING AND SHIPPING

As a standard, all products are shipped in knocked down condition, in a box.

## ASSEMBLED CHAIRS

On special request and at an upcharge, chairs may be shipped assembled (except base and cylinder). For assembled and fully assembled blanket wrapped products, contact customer service for details. Please note that minimum quantity guidelines will apply.

## SPECIFICATIONS

Allseating reserves the right to institute changes to materials, specifications and designs, or to discontinue models at any time. Images and line drawings featured in the catalog may not reflect the current product offering. Components are subject to change at Allseating's discretion.

## FREIGHT POLICY

Allseating reserves the right to use its own or commercial carriers for the "best way" to ship, at its sole discretion. Normal delivery is dock to dock.

**Special requests such as inside delivery, specific delivery**

**dates and times, residential delivery, etc. are subject to additional charges. All additional charges will be the responsibility of the consignee.**

Allseating reserves the right to charge for freight services over and above standard "best way" delivery. Delivered pricing is based on shipment to the 48 U.S. contiguous states and Canada excluding N.W.T., YK, and NU. For shipments to other destinations, we reserve the right to add a surcharge.

## LOSS / DAMAGE LIABILITY

Every effort is undertaken to effect secure packaging; however, our liability ends when the carrier issues a clear receipt acknowledging that the shipment has been received in good condition. The carrier is then liable for loss or delay or damage. Signing for a shipment without noting damage or deficiencies absolves Allseating of further responsibility and a freight claim will have to be made by the customer.

NOTE: A packing slip signed by the carrier for pick-up at Allseating Warehouse constitutes "Clear Receipt" and absolves Allseating of further responsibility for damage or loss or delay.

Any claim submitted for freight damage must be done within 7 days of receiving the products. Any claims after that time may not be covered under our warranty. If the packaging arrives visibly damaged, then waybill should be signed as "subject to inspection" or "damage noticed".

## RETURNS / RESTOCK

Returns are coordinated and authorized by the Return Authorization Coordinator (RAC). Merchandise may not be returned without prior consent and a Return Authorization (RA) Number. All returns must be securely packaged and boxes clearly marked with an assigned RA number on the outside. Carrier for return goods must be specified by Allseating. Goods returned without a RA Number or by an unauthorized carrier will not be accepted.

Unauthorized returned goods will be subject to a restock charge and/or a charge for any required reconditioning. Returns must be shipped prepaid, unless other arrangements have been made. Custom fabricated merchandise may not be returned. Credit on orders returned with an RA number will be issued once inspection has deemed product in good condition.

## STORAGE POLICY

We will store product at our warehouse for 3 days at no charge. Any order requiring storage for a longer period will be charged at a rate of \$1.00 per day per carton. Order postponements must be received 2 weeks prior to the scheduled production time.

## ANSI/BIFMA TESTING

Allseating chair have been tested to meet or exceed the requirements of ANSI/BIFMA standards.

# CONDITIONS OF SALE

## APPLICABLE PROVISIONS TO ALL PRODUCTS AND SERVICES

Allseating products, including those designated for Multi-Shift, are warranted to be free from defects in materials and workmanship for a period of 12 years from original date of purchase, with the exception of Foster Sleep Chair, Foster Recliner and Foster Patient Recliner. This warranty applies to all chair models and extends to original purchasers who acquire new product directly from Allseating or our authorized dealers.

During the warranty period, Allseating, at its sole discretion, will repair or replace (at its option) any product, part or component covered by this warranty that fails under normal use due to defective materials or workmanship. Allseating will repair or replace the defective product, part or component with comparable product, part or component. To be eligible for this warranty coverage, all products, parts or components must be installed, used and maintained in accordance with Allseating's published instructions and must not have been subject to misuse or abuse.

## EXCEPTIONS

Allseating does not warrant the following:

- Normal wear and tear
- Natural variations, scars, marks, wrinkles occurring in leather
- Colourfastness of textiles
- Colour matching of textiles exactly to samples or swatches or past purchases
- COM/COL or graded-in fabrics
- Products exposed to extreme environmental conditions or improper storage conditions
- Chairs used by individuals who weigh in excess of the warranted weight restriction as indicated on each product page. Most task and guest seating is 350 lbs with the exception of Entail, M.O. and Levo, all of which are 325 lbs. Exchange, Foster and Halsä are 350 lbs per seat unless otherwise specified
- Allseating's products meet the requirements of national and specific local codes as stated in the price book and other written publications. Please visit the company's website at [allseating.com](http://allseating.com) for further details regarding product specifications.

This document inclusively describes Allseating's warranty and remedies available with respect to the company's products and services. Allseating disclaims any other warranty whether express or implied, statutory or otherwise, in relation to the company's products and services.

To the extent allowed by law, any implied warranties, including any warranty of merchantability or fitness for a particular purpose, are disclaimed and to the extent they are legally required, are limited in duration to the duration of this written warranty.

Allseating shall not be liable for loss of time, inconvenience, commercial loss, or incidental or consequential damages.

## QUALIFICATIONS FOR DELIVERED PRICING

Please call your Allseating Sales Representative for your qualifications for delivered pricing.

## WARRANTY RESOLUTION

We understand that dealing with warranties is often frustrating. So we developed a dedicated Warranty Response Team to eliminate headaches. They're specially trained to expedite warranty-related issues, so you can get back to business quickly and painlessly.

All warranty claims must be submitted via Allseating's Warranty Portal which can be found at [allseating.com](http://allseating.com) under Resources\Submit a Claim.

Should you have any difficulties you can contact our Warranty Response Team at [warranty@allseating.com](mailto:warranty@allseating.com) or toll free at 1(800) 563-3502.

## DIMENSIONS

The price catalog and product literature, show dimensions rounded to the nearest half inch. All dimensions are approximate and may be subject to change without notice. Dimensions are dependent on options selected. Product can be configured to comply with BIFMA G1-2002 Ergonomics Guideline. Where exact measurements are required, contact Customer Service.

## FIRE CODE

Allseating's entire line of office seating meets California Technical Bulletin 117 (CAL 117-2013). This is a standard by which upholstered furniture has been tested for approval to meet a minimum fire standard. Allseating's chairs can be upgraded to meet the California Technical Bulletin (CAL TB133). Additional charges of \$565 per chair series (per burn test) and lead times will apply for chairs with special configurations of COM fabrics, not already tested by Allseating.

## CAL TB133

CAL TB133 is a standard of furniture flammability required by the California Bureau of Home Furnishings and Thermal Insulation for furniture used in public buildings such as Healthcare facilities, Hospitals, Hotels and Motels, Stadiums, Child Care Facilities, Convalescent Homes, Prisons and Jails.

The CAL TB133 test is a full scale fire test for furniture manufactured for the use in public buildings. The standard does not specify how to construct furniture, but only how it should perform when tested. To pass the fire standard test, a fire blocking liner is placed between the fabric and the foam of our chairs. This liner acts as a fire extinguisher by smothering the flame.

## TO ORDER CAL TB133

Clearly specify CAL TB133 on your order. Please check individual series upcharge. There is a standard 4 week lead time for CAL TB133.

C  
O  
K  
C  
0  
0  
2  
0  
5

REQUISITEYOUUPRATAM  
CKEXCHANGERUHEJIFE  
MRRAINBOWINERTIAAY  
STERPRESTOTHERAP  
REQUISITEYOUUPRATAM  
CKRUHEEXCHANGEJIFE  
MRRAINBOWINERTIAAY  
STERPRESTOTHERAP  
REQUISITEYOUUPRATAM  
TUCKEXCHANGEJIFENT  
MRRAINBOWINERTIAAY  
STERPRESTOTHERAP  
REQUISITEYOUUPRATAM  
CKEXCHANGEJIFENT  
AINBOWINERTIAAYLES  
PRESTORUHEHETHERAP  
REQUISITEYOUUPRATAM  
TUCKEXCHANGEJIFENT  
MRRAINBOWINERTIAAY  
STERPRESTOTHERAP  
REQUISITEYOUOUTUCKEX

C  
O  
K  
C  
0  
0  
2  
0  
5

**Southwestern Group of Companies**

Item: **Furniture for City Facilities:Furniture for City Facilities:Furniture for City Facilities:Furniture for City Facilities:Furniture for City Facilities:Furniture for City Facilities:Other Brands**

**Attachments**

jsi\_seating\_complete\_pricelist.pdf  
jsi\_casegoods\_tables\_combined\_pricelist.pdf  
jsi\_accessories\_power\_pricelist.pdf  
jsi\_privacy\_program\_specs.pdf

# price list

effective April 3, 2023  
updated materials portfolio February 19, 2024

# SEATING

C  
O  
K  
C  
0  
0  
2  
0  
5



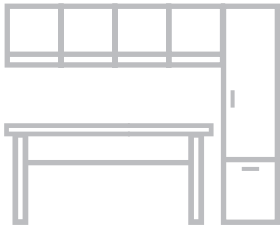
C  
O  
K  
C  
0  
0  
2  
0  
5



JSI Price Lists

Tables + Casegoods

[Apogee](#)  
[Bourne Tables](#)  
[Brogan](#)  
[Collective Conference](#)  
[Copilot](#)  
[Finale](#)  
[Lincoln](#)  
[Native](#)  
[Nosh](#)  
[Privacy Program](#)  
[Prost](#)  
[Reef](#)  
[Romy](#)  
[Strata](#)  
[Traditional](#)  
[Trail](#)  
[Walden](#)  
[Wellington](#)  
[Accessories](#)



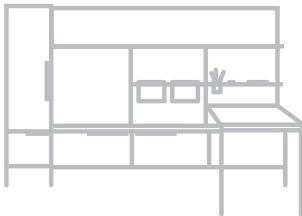
Lok

[Training Tables](#)  
[Teamwork Tables](#)  
[Conference Tables](#)  
[Occasional Tables](#)



Flux

[Private Office](#)



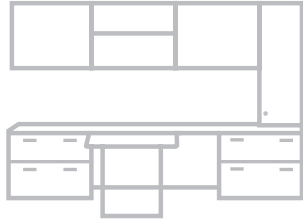
Healthcare

[Seating](#)  
[Kindera](#)  
[Satisse](#)  
[Somna](#)



Vision

[Casegoods](#)  
[Tables](#)



Seating

<a href="#">Addison</a>	<a href="#">Madison</a>
<a href="#">Americana</a>	<a href="#">Melrose</a>
<a href="#">Ansen</a>	<a href="#">Millie</a>
<a href="#">Arwyn</a>	<a href="#">Moto</a>
<a href="#">Avalon</a>	<a href="#">Murphy</a>
<a href="#">Avini</a>	<a href="#">Newton</a>
<a href="#">BeSpace</a>	<a href="#">Oxley</a>
<a href="#">Boston</a>	<a href="#">Pillow</a>
<a href="#">Bourne Seating</a>	<a href="#">Poet</a>
<a href="#">Bryn</a>	<a href="#">Protocol</a>
<a href="#">Caav</a>	<a href="#">Proxy</a>
<a href="#">Cabaret</a>	<a href="#">Ramona</a>
<a href="#">Class Act</a>	<a href="#">Ria</a>
<a href="#">Collective Motion</a>	<a href="#">Sosa</a>
<a href="#">Connect</a>	<a href="#">Tara</a>
<a href="#">Encore</a>	<a href="#">Teekan</a>
<a href="#">Esque</a>	<a href="#">Totem</a>
<a href="#">Finn</a>	<a href="#">Trinity</a>
<a href="#">Finn Nu</a>	<a href="#">Tyler</a>
<a href="#">Garvey R5</a>	<a href="#">Wink</a>
<a href="#">Gatsby</a>	<a href="#">Ziva</a>
<a href="#">Harbor</a>	
<a href="#">Hoopz</a>	
<a href="#">Indie</a>	
<a href="#">Jude</a>	
<a href="#">Knox</a>	
<a href="#">Kyla</a>	
<a href="#">Laurel</a>	
<a href="#">Mackey</a>	



C  
O  
K  
C  
0  
0  
2  
0  
5

## Environmental Mission

Our vision and goal is a sustaining supplier, manufacturer and customer for the long term protection and preservation of our environment for future generations.

### MISSION

To achieve this vision, we are dedicated to ensuring the health and wellbeing of all of our partners, reducing negative impact on the environment, and maintaining price structure by increasing efficiencies and reducing consumption.

JSI, and it's parent company, is an internal manufacturer and has been an environmentally conscious organization for more than 80 years.

We are proud to use wood as our primary sustainable material resource and all corporate policies and procedures support the efforts to "recover, recycle, reuse, repurpose, reduce, refuse, and re-engineer". In doing this, we are committed to the conservation of the environment and its natural resources as well as encouraging our suppliers and customers to do the same. A goal of a "Sustainable Partnership", supplier, manufacturer and customer, is essential for the long term protection preservation and sustainability of our environment for future generations.

### LOCATION

Our manufacturing facilities are located in the center of Southern Indiana. With our diverse product offering and manufacturing capabilities, we provide a single source for all of your project needs allowing you to conserve our fossil fuels and reduce greenhouse gases.

### PACKAGING

We place emphasis on the minimal use of disposable packaging while still providing adequate protection to the finished product. Our corrugated packaging is recyclable, reusable, and up to 100% recycled content. We reuse or recycle more than 175 tons of corrugated material annually.

### REGULATORY

All of our manufacturing facilities are in compliance with applicable OSHA regulations and meet or exceed all applicable DEM and EPA regulations for air emissions, storm water and hazardous waste disposal.

### MANUFACTURING FACILITIES

Our manufacturing facilities are geared toward eco-efficiency and are encouraged to continually improve and conserve. Solid wood not used in the direct manufacturing process is recovered for the operation of our dry kilns, thus reducing greenhouse gases, the use of fossil fuels, and the burden of waste placed on landfills. Composite panels not used in the direct manufacturing process are ground and sold for use as animal bedding and boiler fuel. In addition to other energy savings techniques, our manufacturing facilities use high efficient lighting, make use of power factor capacitors, and encourage all to conserve and reduce energy consumption and water usage. Condensation pumps are used to aid in water conservation as well as extending boiler life.

### MANUFACTURING PROCESSES

Our finish processes utilize efficient spray guns and proper spray techniques to reduce wasted material. Excess finish material, solvents, and waste are recycled. Many of the assembly processes use water based glues that contain no hazardous ingredients.

### TEXTILES

Many of our fabric options utilize up to 100% recycled content. Our leather alternative program includes selections that contain no toxic materials, plasticizers, heavy metals, or formaldehyde and have a 100% biodegradable back cloth. Some of the available panel fabric used, if discarded is a biological nutrient for the soil. Most of the components (foam, batting, and polycord) used in upholstered products are recyclable. Excess fabrics and leathers not utilized in the upholstery process go to recyclers and local charities for additional use.

### WOOD

Wood is the most diverse, most process friendly, and most widely utilized natural resource in mankind's history. No other natural resource can match the environmental advantages of wood, including being renewable, recyclable, natural, carbon negative, and biodegradable. Utilizing the sun's energy, trees grow and remove carbon dioxide from the air while giving off oxygen to benefit the entire planet. Approximately 49% of wood's dry weight is carbon and harvesting mature trees in a sustainable forest, which has slowed in the absorption of carbon dioxide, allows the photosynthetic cycle to continue at full optimization and allow for the carbon to remain sequestered. We are proud to use wood as our primary "sustainable" renewable resource.

### WOOD OPTIONS

Many environmentally friendly solid wood and engineered wood options are available for quote, including: Lyptus®, Plyboo®, reclaimed woods, agricultural and post-consumer waste fiber products, etc.

### INDOOR AIR QUALITY

Our goal is to reduce the impact our products will have on the indoor air quality. We practice the latest technologies and utilize a third party to assure we meet this goal. GreenGuard, one of the leaders in IAQ certification, continues to certify our product offering with UL2818 - GreenGuard Indoor Air Quality certification.

### PARTNERSHIPS

BIFMA  
*Business and Institutional Furniture Manufacturer Association*  
USGBC  
*United States Green Building Council*  
IIDA  
*International Interior Design Association*  
FSC  
*Forest Stewardship Council - Forestland*  
UL GreenGuard  
*Indiana Department of Natural/Resources - Division of Forestry -*  
*Classified Forest, Wildlands Program*

## Lifetime Warranty

JSI warrants to the original purchaser that each piece of furniture will be free from defects in workmanship, given normal use and care for as long as the original customer owns and uses the product. Normal use is defined as the equivalent of a single shift, 40-hour work week.

JSI will, at its option, repair or replace with comparable product within the terms of the warranty.

### Exceptions to Warranty:

#### 12 Years (from date of purchase)

- Wood Seating
- Seating Controls
- Pneumatic Cylinders
- Laminate Surfaces
- Veneer Surfaces
- Solid Surface Components
- Somna, Kindera, Satisse and Forge in multi-shift environment except components as specifically identified below

#### 10 Years (from date of purchase)

- Recliner Mechanisms and Associated Levelers (regardless of shift usage)

#### 5 Years (from date of purchase)

- Casters (including recliner central locking)
- Glides (including MagLinx™)
- Electric Height Adjustable Bases
- Task Lights
- Mesh/Knit Materials
- Electrical Components
- Foam
- Recliner Heat Components

### This Warranty Does Not Cover:

- Natural variations in color, grain or texture of wood and other covering materials over which JSI has no control
- Normal wear, color fastness, shrinkage, puddling, wrinkling and stretching of upholsteries including fabric, vinyl, leather and other textiles. This warranty does not cover any defects that may arise in the use of COM or COL upholstery materials. Textile manufacturer's warranty will apply.
- Damages resulting from transportation, improper assembly, installation, handling, accident, user modification attachments, misuse, or neglect of product care.
- Damage resulting from extreme climate conditions
- Finish damages resulting from normal wear and tear, improper maintenance, water damage, exposure to sunlight, extreme high or low humidity or temperature, or other acts of nature.
- Damage created by loading file drawers with anything other than hanging folders.
- Use of any unauthorized non-JSI components for use in the place of JSI components, including but not limited to worksurfaces, bases, brackets, or other essential components.

Replacement components are warranted for a duration of 2 years or for the remaining duration of the initial warranty, whichever extends further.

Textile supplier's warranty will apply. Given the diverse range of cleaning agents used by various facilities, it is advisable to conduct testing on each textile choice using the facility's designated cleaning techniques prior to placing an order.

JSI makes no expressed or implied warranties to any product and, in particular, makes no warranty of merchantability of fitness for any particular purpose. JSI will not be liable for any consequential or incidental damages under this warranty.

## Unique Characteristic of Natural Woods and Veneers

JSI uses high quality wood and veneer harvested from sustainably managed forests. Every tree has unique and defining characteristics, like fingerprints. These characteristics can be defined by differences in color, grain configuration, and textures. These characteristics will be more noticeable if the product has a clear or lighter finish.

JSI uses select beech, cherry, maple, oak and walnut cut wood products to produce the desired look of our furniture products.

Maple and Cherry species have a higher degree of uneven distribution of grain, small color streaks, and pin knots.

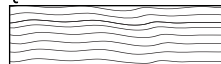
At JSI, we take care of selecting woods and veneers that are used in our products. With this in mind, we hope you appreciate the beauty of each tree's fingerprints. Products will not be replaced due to these natural characteristics.

Veneers can be sliced in a variety of ways to create unique patterns. JSI uses several different patterns, as shown below.

Flat (Plain) Cut as shown in diagram




Quarter Sliced as shown in diagram



Double Cut as shown in diagram



Rift Cut as shown in diagram



### Double Cut

The Double Cut veneer is a processed product that has at least two cuttings to create the final veneers. These cuts of veneer strands are dyed and layered into a block to create variation of patterns from a very tight grain pattern to an exotic figure grain pattern.

JSI offers two collection of veneer, our Essentials and Artisan Collections.

## Essentials

The Essentials Collection allows users to specify beautiful veneers, without sacrificing budget, providing grain patterns and hues for maximum material flexibility and style range.

## Artisan

The Artisan Collection provides a curated selection of finishes expressing an elevated style and contemporary nature

## Laminates (Veneer Series)

An alternative HPL (Higher Pressure Laminate) laminate work surface can be specified on most of our casegood product lines. The specification pages will also list the available coordinating finishes.

## Laminate Series

JSI laminate series offer a full laminated product with imprinted grain to hide finger prints and provide durability. The worksurface tops are HPL (High Pressure Laminate) or TFL (Thermal Fused Laminate). TFL is used on the product's chassis.

An overview of finishes and laminates appear on page IV, detailing which species each veneer finish is applied to.

## Series Material Offering

Select finishes, species and materiality are available on a per series offering, with JSI curating the correct palette offering for the series intent. Please refer to each series feature highlights within the product pages to identify the material, species, grain patterns and finishes available for that specific series.

**JSI Core Materials**

For projects requiring similar finishes across multiple series, JSI recommends using our Core Materials program. Finishes in this group are offered throughout the vast majority\* of JSI products in the three main material categories Essentials and Artisan Veneer, Laminate and Solid Maple, in a spectrum of light to dark.

\*note: not applicable to all series, for example BeSpace only offers clear veneer finish.

**Finish - Top Coat**

To reduce hazardous formaldehyde emissions, we use our proprietary specially designed top coat, DuraTex™. It significantly reduces hazardous formaldehyde emissions and helps improve indoor air quality.

**Finish - Color/Stains**

A wide range of stains are available to bring out the beautiful characteristics of each wood species. We coordinate finish color between our veneer stains and solid lumber stains; however, not all may be a perfect match. The stains are continually reviewed for accuracy of color, as well as a constant monitoring of the latest color trends in the furniture market.

**Finish - Matching**

Due to the natural characteristics of wood, environmental effects, and material upgrades, JSI cannot guarantee exact finish matches on existing furniture previously ordered.

If an exact match is required to accompany existing furniture, it must be specified at the time of order placement, so specific internal procedures can be followed to ensure a proper and acceptable finish match. We reserve the right to change our finish formula at any time to improve safety, quality, and appearance. Unless a finish match for existing furniture is requested at the time of ordering, we accept no liability for finish that may not match the existing furniture from prior orders.

Solid lumber may inherently have mineral streaks, pits, and various other natural occurrences. Care is taken in selecting the solid lumber to coordinate with the requested finish on our veneer products. This internal selection process is subject to availability of solid lumber parts.

**Finish Sheen**

All casegood veneer finishes are standard in 35-sheen, with the exception of Raven, which is only offered in 15-sheen. All other finishes are available in 15-sheen, with a 5% upcharge, per model

**Custom/Special Finishes**

JSI, upon request, will accommodate special finishes. A written request is required to proceed with custom finish orders. A sample reference is required for first time matches and must be included with the written request.

There is a one time charge of **\$372 list per order** for any non-standard wood finish.

Orders will be entered noting the special finish. A sample match will be provided to the customer. Written approval is needed before the finish process can be started. Delays in approval may have an impact on lead times.

Every effort will be made to create the requested match; however, an acceptable match may not be possible because of natural variations of wood. These natural variations can also cause minor differences in the final finish product.

**Samples**

Samples of standard wood finishes, paints colors, metal colors, and standard laminate are available upon request. The fastest way for requests to be filled is by using our website. See below for options to request samples.

Website – [jsifurniture.com](http://jsifurniture.com) (click the resource tab)

JSI Sales representatives

Phone – 800.457.4511 – Customer Service

Email – [customerservice@jaspergroup.us](mailto:customerservice@jaspergroup.us)

**Veneer Finish and Laminate Overview**

Designator	Finish	Veneer Collection	Veneer Species	Laminate	Core Program
BAR	Barrel	Artisan	White Oak- Double Cut	n/a	N
BRK	Brickdust	Essentials	Cherry	HPL & TFL	Y
BUF	Buff	Artisan	White Oak- Double Cut	n/a	N
CSK	Cask	Essentials	Walnut	HPL & TFL	Y
CND	Cinder	Artisan	White Oak- Double Cut	n/a	N
CLY	Clay	Essentials	Cherry	HPL & TFL	Y
EGR	Egret	Artisan	White Oak- Double Cut	HPL & TFL	N
FAW	Fawn	Essentials	Linear - Double Cut	HPL & TFL	Y
FLX	Flax	Essentials	Maple	n/a	N
FLN	Flint	Essentials	Linear - Double Cut	HPL & TFL	Y
LOF	Loft	Essentials	Linear - Double Cut	HPL & TFL	Y
MES	Mesa	Essentials	Cherry	HPL & TFL	Y
MIN	Mineral	Essentials	White Oak- Double Cut	HPL & TFL	Y
MCH	Mocha	Essentials	Walnut	HPL & TFL	Y
OBK	Outback	Essentials	Cherry	HPL & TFL	Y
PIL	Pilsner	Essentials	Maple	HPL & TFL	Y
RAV	Raven	Artisan	Black Oak	n/a	N
RYE	Rye	Artisan	White Oak- Double Cut	n/a	N
SAB	Sable	Artisan	White Oak- Double Cut	n/a	N
SAD	Saddle	Artisan	White Oak- Double Cut	n/a	N
SIE	Sienna	Essentials	Walnut	n/a	N
TRF	Truffle	Essentials	Walnut	n/a	N
UMB	Umber	Essentials	Walnut	HPL & TFL	Y
VAL	Valley	Essentials	Linear - Double Cut	HPL & TFL	Y

## Pricing

Prices found in this document or on our website are list prices in U.S. dollars for standard product delivery to one destination. Prices do not include storage, installation, or taxes. Possession of this price list does not constitute an offer to sell. Orders can only be received from approved authorized JSI dealers.

Prices and product information in this document, as well as our website, are subject to change without notice. Reference website for most up to date product offering and pricing.

## Orders

Detailed specification pages are available in the price list at the beginning of each series.

Additional information may be obtained by consulting the Customer Service Department or our website.

Indicate shipping address if different from billing address.

Send Orders To:

US Mail – JSI  
225 Clay Street  
Jasper, IN 47546  
Fax – 812-482-1548  
Email – orders@jaspergroup.us.com

JSI reserves the right to make changes in dimensions, styles, or specifications if we believe these changes will improve the safety, quality, or appearance of the product.

Acceptance of orders will be subject to credit approval, barring any acts of governments, or any other causes beyond our control (e.g. strikes, fire, embargo of materials, etc).

## Product Modifications

While we offer a wide range of products to accommodate many possible solutions, we also recognize the needs for our products to be modified from our standard offering.

In the series introduction section of each product, we address modification options for that series.

To see if the desired modification is possible, please contact our Customer Service Department for a quote. Note that order quantities and material availability can affect the quote. Additional information may be requested to fully quote modifications.

## Order Acknowledgments

All orders will be acknowledged promptly upon entry of a clean order. The acknowledgment will show how the order was entered, ship date and any other information pertinent to the order. It is the purchaser's responsibility to verify all the information on the acknowledgment carefully and notify us immediately, in writing, of any discrepancies.

Every reasonable effort is made to ship as acknowledged; however, the acknowledged ship date is approximate. Company will generally ship within five (5) working days of the acknowledged ship date. If a firm ship date is necessary, customer must inform company at time of order and company will make all reasonable efforts to meet each customer's request. Acknowledged shipping dates are contingent upon the force majeure conditions contained in these terms and conditions.

## Quickship

JSI offers select Vision models, with select options, in our Quickship program. These items ship within 10 business days after receipt of a clean, credit approved purchase order. Items should be placed on order separate from standard lead time models.

Product for up to 10 offices or 10 tables can be included on a single Quickship order. Available capacity is filled by orders as they are received. If normal 10 day Quickship is not available because capacity has been filled, you will be immediately notified by JSI customer service. Changes and cancellations to Quickship orders are not allowed under any circumstances, nor are modifications to the predetermined Quickship offering. Limit one order per project.

## Delivery

Our freight policy consists of prepaid freight to the 48 contiguous states; all other shipments are prepaid to port of exit ONLY. JSI reserves the right to select the appropriate carrier and shipment routes, most shipments are on freight carriers that are dedicated furniture specialists. Standard deliveries require a DOCK that can accommodate **75 foot trucks**. Ownership and inspection of product is the responsibility of the buyer upon pickup by the freight carrier. Pricing in this book is for standard delivery only. Standard delivery does **not** include non-dock delivery, inside delivery, residential delivery or installation of product. Fees and changes for non-standard deliveries are listed below.

## Standard Delivery Time

Between 8AM and 3PM Monday through Friday. Special delivery requests can be subject to additional fees to accommodate requests.

## Cancellations and Changes

All orders are considered firm and are not subject to cancellation or change without approval from JSI. All approved changes are subject to additional charges and revised lead times

## No Touch Freight

Our freight is considered "no touch". Therefore, customers are to be prepared to unload freight from inside the truck prior to arrival. In the instance that a driver must unload the shipment, driver assists fees will apply (see fees below).

## On-Site Deliveries

Shipments to the installation site, and time deliveries are available on full truckloads or slightly less, at no additional charge. Shipments or timed deliveries for smaller shipments may not be available, or if available may require an additional charge.

C  
O  
K  
C  
0  
0  
2  
0  
5



**Detention Fees**

- Carriers are given two-hour maximum time allotment to unload for one-stop truckloads.
- Carriers are given one hour maximum time allotment to unload for multi-stop truckloads
- \*Detention fees apply after allotted unloading time and will be at buyer's expense.

**Fees**

Orders of less than \$1,000 net . . . . . \$90 net per order  
(If order is UPS shippable, the handling fee is waived and customer is invoiced for exact shipping charges.)  
Weekday deliveries outside of standard delivery times . . . . . \$300  
Weekend deliveries (Saturday or Sunday) . . . . . \$600  
Liftgate Deliveries. . . . . \$500 minimum 7% of net price  
Driver Assist . . . . . \$90  
Jobsite Non-Dock Delivery . . . . . \$150 per truck  
Inside Delivery (first floor inside only) - no installation or carton removal. . . . . \$250 minimum 7% of net price  
NO RESIDENTIAL DELIVERIES

**Warehouse/Storage Fees**

Additional storage time with a provided two-week approved notice is calculated at 3% per month of the product amount or per day.

**Please be Advised**

- Reconsignment fees are the responsibility of the buyer.
- Any charges arising from failure to meet shipment, re-routing while in transit or carrier storage charges are the responsibility of the buyer.
- Contact Customer Service to inquire about skidding of products, special crating of products and product installation. These requests must be approved by JSI and made at the time of order.
- Carriers have the right to refuse delivery to a specified location if it conflicts with their liability policy.

**Freight Damage**

JSI products are packed in cartons and meet or exceed existing codes for furniture and seating products. All shipments are delivered to the carrier in good condition and our liability ceases thereafter. If delivery arrives short or damaged, contact the carrier immediately to file a claim. In the event of concealed damage, notify the carrier and request immediate inspection. Failure to file a claim within 15 days after receipt of merchandise constitutes acceptance and a waiver of any such claims. Please inspect merchandise immediately upon receipt, otherwise there is no recourse. Keep all cartons and packing material, discarding these materials may negate your claim.

Storage of product in areas of uncontrolled humidity and temperature may cause damage to the product and void the JSI warranty.

**Repairs**

JSI will not issue credit allowance for any type of repairs without prior written consent.

Sales order, product model numbers, and reason for repair will be expected in order to process the repair request. A digital photo will help to expedite the request. JSI reserves the right to recommend solutions for repair.

**Replacement Parts**

Obtain information and pricing on replacement parts by contacting Customer Service. Please have the model number available when requesting replacement parts. Additional information may be required to ensure proper replacement parts.

**Returns**

JSI products are made to order and may not be returned for credit. No merchandise may be returned to JSI without a signed Return Good Authorization (RGA) form issued by our Customer Service Department. RGA's will be considered for the following reasons:

1. Manufacturing defect (validated by JSI representative).
2. JSI order processing error.
3. Shipping error.
4. Mis-marked cartons.
5. Duplicate shipments.

Liability for defective merchandise shall be limited to replacement or repair.

If you have questions as to whether your reason for return qualifies for consideration, please contact Customer Service. At the discretion of JSI, returns on stocked items may be considered with the following stipulations:

1. 60% restocking fee.
2. All return freight charges must be prepaid by dealer.
3. Product was never removed from the original carton.
4. Product must be returned within 30 days of RGA issue date.
5. Credit will not be issued if product returned is damaged.
6. Under no circumstances can we accept COD (Cash on Delivery) returns. Any such shipment will be refused.

**Please note most models on Quickship are produced on demand and cannot be returned. Modified, special or custom-built product is not eligible for return.**

**Fire Retardancy**

All JSI upholstered components comply with California Bureau of Home Furnishings and Thermal Insulation-Technical Bulletin 117-2013 issued by State of California Department of Consumer Affairs. This standard requires upholstered furniture to be safer from the hazards associated with smolder ignition in all four (4) categories of materials, as applicable.

Compliance with more stringent codes may require special manufacturing considerations and upcharges.

**California Technical Bulletin 133 (CAL 133)**

JSI uses a barrier material between the foam cushioning and the upholstery cover in order to comply with CAL 133. The standard upcharge on products specified to comply with CAL 133 is **\$78 list per yard** of textile.

JSI has performed a series of full scale fire tests on samples - representing worst case scenarios of upholstered units - to comply with the requirements of the state of California Technical Bulletin 133 (CAL 133). Products in compliance are labeled in accordance of the standards.

Some product designs and fabric cannot be combined to comply with CAL 133. Because of this, we reserve the right to reject any request for an upholstery cover, including COM, textile may not contain olefin or product style that we feel may compromise the integrity or safety of a product specified to comply with CAL 133.

Contact Customer Service for a quote if you require laboratory certification that a specific product and upholstery combination WILL PASS CAL 133. The quotation will include testing, video, and transportation charges plus the list cost of the sample.

Our standard lead time will apply to products that do not require certification. Allow an additional six weeks over the standard lead time for products that need actual laboratory certification.

The end user, specifier and/or dealer have the responsibility to make sure all products specified will meet the flammability and safety codes of the jurisdiction where the products will be located and used.

**Flame Spread**

All JSI may be required to comply with the requirements of Flame Spread based on ASTM standards/NFPA Life Safety Codes and general public knowledge are as follows:

Solid Wood - Class C  
Topcoats - Class A  
Carded Fabric - Class A  
Composite Panels - Class C  
Laminate - Class B

Plastics - According to the NFPA, the lack of stability of plastics under high temperature conditions and inherit combustibility have eliminated the use of plastics for applications requiring a flame spread rating.

Also be advised that improvements may be attained in certain instances with the addition of chemicals which may add additional costs, chemical exposure and/or compromise the integrity of the product.

**Textile Carded Programs**

JSI is proud to partner with Maharam, Momentum, Spradling, Stinson, Ultrafabrics, Camira and Cortina Leather. Please refer to our website for our standard patterns, along with the current grade.

<https://www.jsifurniture.com/finishes-and-materials/textiles>

**Textile Grade-In Programs**

For the convenience of our specifiers, we offer an extensive graded in program. Please reference our website for the most up to date information on our graded in program.

<https://www.jsifurniture.com/resources/textile-partner-info/overview/>

For additional specifications on the pattern or to order memo samples, please contact the textile suppliers directly:

Arc Com [www.arc-com.com](http://www.arc-com.com)  
Camira [www.camirafabrics.com](http://www.camirafabrics.com)  
DesignTex [www.designtex.com](http://www.designtex.com)  
Maharam [www.maharam.com](http://www.maharam.com)  
Mayer [www.mayerfabrics.com](http://www.mayerfabrics.com)  
Momentum [www.themomgroup.com](http://www.themomgroup.com)  
Spradling [www.spradlingvinyl.com](http://www.spradlingvinyl.com)  
Stinson [www.cfstinson.com](http://www.cfstinson.com)  
Ultrafabrics [www.ultrafabricsllc.com](http://www.ultrafabricsllc.com)  
Cortina Leather [www.cortinaleathers.com](http://www.cortinaleathers.com)

Any textile not graded in or pre-approved for COM/COL will require application test approval prior to order entry and shipment of fabric or leather to JSI. For current JSI grades and application status by series visit [jsifurniture.com](http://jsifurniture.com) Resources > Graded-In + COM; [Graded-In + COM](#).

Indicate on purchase order if JSI is to order the fabric.

Grades and availability of fabric are subject to change without notice. Changes could include but are not limited to price increase, discontinued patterns, discontinued colors, etc. See [jsifurniture.com](http://jsifurniture.com) for up to date information.

Many textiles have repeats and the additional yardage required has been factored in for textiles ordered through the JSI Carded and Grade-In Programs. We reserve the right not to match textiles with a horizontal or vertical repeat greater than 17". Additional charges may apply for textile being applied with special instructions.

Some fabric thickness or stiffness may cause issue with proper upholstering of tackable wall panels or upholstery privacy screens. Please contact customer service with concerns on the fabric thickness for these items.

**COM/COL Address**

JSI  
Attn: COM/COL Department  
Receiving B  
Dock 71  
201 East Martin St.  
Orleans, IN 47452

Tag: Dealer Name / Purchase Order #

**General COM Fabric/COL Hide Policy**

Refer to the COM/COL Price Columns for list prices.

All yardage requirements listed in the price list are based upon 54" plain non-directional material. Additional yardage may be required based on fabric repeat and matching.

All square footage requirements for COL are based on an average hide size of 50 square feet.

Contact Customer Service for any of the following conditions:

- + approval of COM/COL to be used  
(see policy on the next page)
- + fabric repeats greater than 3"
- + fabric less than 54" wide
- + leather hides smaller than 50 square feet
- + special application requirements request

When requesting information from Customer Service on COM/COL please supply the following information:  
+ model number and quantity of the product the COM/COL will be applied  
+ COM/COL textile supplier's name  
+ name of pattern and color of the textile  
+ any special application request

Visit [jsifurniture.com](http://jsifurniture.com) Resources > Graded-In + COM to see if the textile has already been approved. If there is no record for this particular textile then a Memo Sample will be required.

JSI takes no responsibility when additional materials must be ordered.

**COM Fabric Repeat Guide**

Roll Width	Plain Fabric	1" - 5" Repeat	6" - 10" Repeat	11" - 15" Repeat	16" - 20" Repeat	21" - 30" Repeat	31" - 40" Repeat	41" - 50" Repeat
54"	0%	10%	15%	20%	25%	30%	40%	50%
53" to 51"	15%	20%	25%	30%	35%	40%	50%	60%
50" to 48"	30%	35%	40%	45%	50%	55%	70%	90%
47" to 36"	60%	65%	70%	75%	80%	85%	100%	120%

The percentage represents the additional fabric yardage that needs to be added to the COM yardage. Contact Customer Service for repeats greater than 50".

All COM/COL must meet applicable codes and regulations, including TB117-2013. By selecting COM/COL, customer certifies that the material meets such codes. JSI assumes no responsibility for the applicable codes and regulation regarding flammability rating and safety rating of any COM/COL.

JSI cannot be held responsible for receipt of defective fabrics, as we apply all COM as first quality goods.

We can take no responsibility for tailoring, wear-ability or application of COM/COL textiles. Any warranty claims for the COM/COL Textile materials will fall to the original vendor of the textile, not JSI.



**COM Fabric/COL Hide Process for JSI Seating**

General COM Fabric and COL Hide Policy also apply.

JSI will approve or disapprove COM/COL on all products. An approval of a textile from JSI makes no claim that performance, durability or tailoring of COM/COL will result in satisfactory upholstery. Every effort will be made to meet customer's expectation, but fabrics/leathers have unforeseen inherent characteristics that may limit JSI's ability to deliver a well tailored product.

**Approval COM Textile/COL Hide Process for Seating**

**Follow the Steps Below:**

1. Send a Memo Sample of the COM/COL (recommended memo be at least 4" x 4")  
JSI  
Attn: COM/COL Approval Department  
201 East Martin Street  
Receiving B, Dock 71  
Orleans, IN 47452
2. Call our Customer Service Department at 812-482-3204 to request an electronic version of approval form.

Please send sample to:  
JSI  
Attn: COM/COL Approval Depart.  
201 East Martin St.  
Receiving B, Dock 71  
Orleans, IN 47452

Please forward a copy of this form  
to your JSI CSR for record keeping

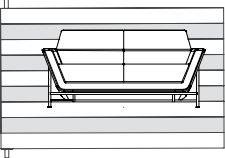
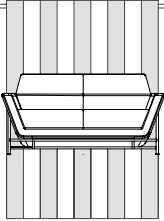
**Guide Order Form for COM and COL**

① **Order Information:**

Quote #:	Purchase Order #:
Customer Service:	
Dealer Name/Project Name:	
Contact:	
Address:	
Phone:	Email:
Model Number(s) Receiving COM / COL:	

② **Select off the bolt application:** *(Check one of the boxes)*

☐ Up the roll (standard on most seating) ☐ Railroaded



③ **Additional information:**

\_\_\_\_\_

\_\_\_\_\_

④

**Attach sample here.**

JSI will review and test as needed all requests. You will be notified as soon as results are documented by our review personnel. JSI reserves the right to reject any COM/COL on our products. We will provide COM/COL explanation of any unapproved textile whenever possible.

## Custom Options

### Wood Laser Engraved Back

Many of our seating models are available with a custom wood laser engraved back. University seals, logos, unique designs, or any type of graphic can be designed into the seating back for a custom creation. Copyright approval may be required. Consult JSI Customer Service for pricing and artwork specifications. Artwork must be submitted as a JPG or PDF file.



### Wood Laser Engraved Back General Pricing

\* must order plain back when choosing these options

For Artwork 4" x 4" or Less	\$56 list per chair
For Artwork Less than 6" x 6"	\$99 list per chair
For Artwork Larger than 6" x 6"	Call For Pricing

For orders fewer than 50 pieces, add \$153 list per design, per order. This pricing reflects etching (leaving the wood dark). If additional painted colors are added to artwork please call customer service for pricing.

A \$134 list set-up fee applies.

C  
O  
K  
C  
0  
0  
2  
0  
5

## Care and Maintenance

### Care and Maintenance

#### Care of Upholstery Surfaces

Cleanability will vary based on the fabric type. For best results, a professional service is recommended. Dirt and crumbs may be gently brushed or vacuumed off. Spills should be wiped up immediately with a cloth. Vinyl textiles can be cleaned with warm soapy water and then wiped down with a warm damp cloth. For more details on any JSI carded fabric and vinyl, please visit our website at [jsifurniture.com](http://jsifurniture.com) or consult the back of the appropriate swatch card for cleaning codes and any specific instructions. For COM materials, consult with the individual textile manufacturer for cleaning codes and any specific instructions pertaining to your particular fabric.

#### Maintenance of Mechanical Parts

Clean any lint or debris from the moving parts of the base mechanisms. Mechanisms have been designed and tested to not require lubrication under normal conditions; however, lubricant can be used if needed.

#### Care of Wood Edges and Veneer Surfaces

Clean all surfaces frequently with water dampened soft cloth, moving the cloth with the grain direction. Immediately remove any liquids that come in contact with wood surfaces with a blotting action to absorb liquid. Buff dry. Lift objects to move them, never pull them across the finished surface. For an additional safeguard, use a protective surface pad. This will ensure a lasting finish by protecting your furniture from possible damage caused by pens, cups and sharp objects. Avoid exposure of furniture to extremes of heat and cold, or to wide humidity variances. Avoid exposure of furniture to strong sunlight. Avoid exposure of furniture to harsh solvents such as nail polish remover, acetates, etc., as it will cause finish deterioration. If using a protective glass top, place spacer pads under the glass top to allow the wood to breathe.

#### Care of Metal Finishes

Wash you powder-coated item at least one every six months. Use soft rags only - No abrasives. For stubborn stains and grease marks, use soap and water mixture. Combine 1 gallon of water and 1 cup of the neutral detergent in the bucket. Mix it up by swirling one of the rags around in it. Wipe down the powder coat with a rag that has been dampened with the cleaning solution. Do not scrub, but use gentle, repetitive pressure to remove any built-up grime. Rinse the powder coat off with a rag dampened with clear, clean water. Do not spray it down, but rather wipe it off with the rag. You may need to do this several times to get all the soap off. Wipe the powder coat down with a clean dry rag. This will prevent streaking and spotting.

#### Care of Frosted Glass

Use a clean, dry lint free cloth to wipe the surface. Follow with warm water and a clean rag; no soap or chemicals. Wipe dry with a clean, dry lint free cloth. Cleaning the frosted side is not recommended, if desired to clean use the above method but do not spray the water on the frosted side, use a clean rag. Please allow 48 hours for the frosted side to dry and not to show cloudiness.

### Tempered Glass Information

JSI is aware of occasional occurrences of spontaneous glass breakage in various furniture products. Tempered glass makes it stronger and if it breaks, will cause it to break into many small pieces of "cubes" rather than sharp and potentially dangerous shards.

Glass breakage in furniture may occur for a variety of reasons. Tempered glass is particularly prone to breakage from damage (scratches, nicks, etc.) that may occur during shipping, handling, installation, use or maintenance. Exposure to rapid changes in temperature or concentrated temperature zones may also cause breakage.

Tempered glass may also break due to a specific type of imperfection or "inclusion" that occurs within the glass when manufactured. When this condition exists glass breakage may occur without any obvious cause. This is often referred to as "spontaneous" breakage but is a very isolated occurrence in the glass industry.

#### Care of Dry Erase Boards

Erase after every use to eliminate ghosting. Clean weekly with a Dry Erase Cleaner. Avoid the use of orange and red Dry Erase Markers. Follow manufacturers cleaning instructions for the eraser. If ghosting or staining remains use a small amount of rubbing alcohol on a clean, soft towel to remove.

#### Care of Solid Surface

Although liquids cannot penetrate Solid Surface, it is best to wipe up spills as they occur. Generally, a damp microfiber cloth used with a standard household kitchen spray should remove most stains.

For most residues, all you need to clean your Solid Surface countertops is a warm soapy water, ammonia-based household cleaner or a dedicated countertop cleaner. Do avoid window cleaners; however, as they can leave a waxy build-up that dulls the surface. Always clean using a circular motion.

Film will build up on countertops if water is left to dry on the surface. This film will dull the countertop surface, making the finish appear blotchy and uneven. To prevent film build-up, it is very important to wipe the countertop completely dry immediately after spills and cleaning.

Some color of Solid Surface may require more frequent cleaning to maintain a uniform finish. Darker colors tend to require more attention than lighter colors. Over time, even with proper care, your countertop will acquire a sheen. Dark colors may show light scratches more readily.

## Specification Tools

JSI products are manufactured to order and provide a multitude of options to address your individual customer needs. As you process your order do not forget to include all the necessary information to allow the order entry process to be completed. Please see the order checklist at the beginning of every series.

JSI Customer Service edits every order for complete information. If details are not included with the purchase order, Customer Service will contact you to answer these questions. If information is not completed in a timely manner it will delay the entry process and could affect your product delivery date. To avoid delay in order entry and potential delay in delivery of your order, please double check the line items to ensure all selections have been completed.

To ensure completion of details on your purchase order, electronic catalogs and specification tools have been developed to aid in the process. These electronic tools include:

**20-20 GIZA Studio and 20-20 CAP Studio** software offers state-of-the-art design, specification, photo-realistic rendering and three-dimensional visualization capabilities for configurable products in the commercial interior design markets. 20-20 GIZA Studio and 20-20 CAP Studio are available for all JSI Casework and Seating products, in 2D and 3D graphics and the Specifier Catalog. Updates are made monthly reflecting any changes that occurred. To be sure the most up to date information is provided on orders, users of this software program are responsible to update their catalogs.

**CET Designer, by Configura** is an all-in-one software solution for space planning and configuration of products. The intuitive workflow guides you through entire process from idea to reality - supporting every step of the sales process

**GSAdvantage** is a Federal Government electronic catalog site offered to assist GSA customers in specifying and pricing JSI product. Listed at this site are all contract items and prices under GSA Contract # GS-28F-0030U.

Our JSI website [jsifurniture.com](http://jsifurniture.com) provides many tools to assist in the design and order selection. Included in the site are downloadable images, typicals, product symbols, brochures, contact information, price lists, sales representative locations, warranty and environmental information.

C  
O  
K  
C  
0  
0  
2  
0  
5

## GSA Terms and Conditions


**Contract Holder**  
 Contract # GS-28F-0030U

**In addition to the standard terms and conditions, the following terms and conditions apply to GSA contract.**

**Contract Number**  
GS-28F-0030U

**Contract Period**  
June 24, 2013 - June 24, 2028

**Statement of Intended Use**  
The furniture covered by special item number 33721 Office Furniture shall comply with the requirements defined in purchase description 3QSAB 09-608. All furniture offered under this SIN shall be GSA Chassis Grade 1, 2, 3 or NA, GSA Drawer Grade 1, 2, 3, 4 or NA, Design A B or C, as defined in 3QSAB 09-608.

**Description of Special Item Number SIN #33721**

**Cooperative Purchasing**  
No

**Set Aside**  
No

**FSC/PSC Code**  
7125

**NAICS** 337211 Wood Office Furniture Manufacturing 1000 employees

Includes all furniture placed in an office, such as chairs, desks, etc. In addition, ancillary services are included, however services performed shall not be the primary purpose of the work ordered.

**Lowest Price Model**

SIN #	Model Number	Net Price
33721	VS-LBRKT-20	\$28.03

**Maximum Order**  
\$250,000 net

**Geographic Coverage**  
48 contiguous states and Washington D.C.

**Point of Production**  
Jasper, Dubois County, Indiana  
Orleans, Orange County, Indiana

**Discount**  
Discount 61.6%\* off list.

\*Discount for Walden and Wellington is 61.71% off list.

**Discount Quantity**  
Walden and Wellington only  
\$300,000 to \$350,000 Net = 0.5%  
\$350,001 to \$400,000 Net = 1%  
\$400,001 to \$450,000 Net = 1.5%

**Prompt Payment Terms**  
1% 15 - net 30 days from date of invoice.

**Government purchase cards are accepted at or below the micro-purchase threshold**

**Government purchase cards are accepted above the micro-purchase threshold**

**Foreign Terms**  
Not applicable.

**Time of Delivery**  
30-75 days after receipt of order, 90 days maximum.

**Expedited Delivery**  
Contact Customer Service 800-457-4511

**Overnight and 2-day Delivery**  
Not applicable.

**Urgent Requirements**  
Contact Customer Service 800-457-4511

**F.O.B. Points**  
F.O.B. destination, freight prepaid and allowed to 48 contiguous states and Washington D.C. excludes special delivery requirements.

C  
O  
K  
C  
0  
0  
2  
0  
5

# GSA Terms and Conditions

**Ordering Address**

Jasper Seating Company, Inc. d/b/a JSI  
Attn: Participating Dealer  
225 Clay Street  
Jasper, IN 47546  
Fax: 812-482-1548  
Phone: 800-457-4511  
Email: orders@jaspergroup.us.com

**Order Procedures:**

Per contract

**Payment Address**

JSI  
225 Clay Street  
Jasper, IN 47546

**Warranty Provision**

Limited Lifetime

**Export Package Charges**

Quoted on project-by-project basis.

**Terms of Government Commercial Credit Card Acceptance**

Accepted.

**Rental, Maintenance, and Repair**

Not applicable.

**Terms and Conditions of installation**

12% of net purchase order for installation services up to \$250,000.00 of net purchase price.

**Terms and conditions of repair parts, etc.**

See warranty.

**List of service and distribution points**

Contact Customer Service 800-457-4511.

**List of participating dealers**

Contact Customer Service 800-457-4511.

**Preventive Maintenance**

N/A

**Environmental Attributes**

GreenGuard Certified and recycled wood waste and fabric remnants

**Section 508 Compliance.**

N/A

**DUNS #**

00-636-7767

**CCR and SAMS Registration**

Jasper Seating Company, Inc. is registered  
Cage Code #31881  
Federal ID #35-0420370  
UEI #DDJ2GKQM7M84

**Product Modifications**

We willingly accept customers' modifications to standard products. See product modification information by series at the start of each series under the "Product Modification" sections. If there is a modification you desire that is not listed in this section, please call Customer Service for a modification quote/price

**Acceptance, Modification, Assignment**

By placing this order for furniture, material or other products (sometimes collectively referred to as "goods"), customer agrees to these terms and conditions which shall prevail over inconsistent provisions in any other form or document of customer. No change or modification shall be applicable unless set forth in writing and signed by company. Neither this order nor any interest therein shall be assigned by customer except with the prior written consent of company.

**Payment**

Customer agrees to pay to company the amount indicated on the invoice, 1% 15 days, net 30 days from date of invoice (U.S. funds only), for goods ordered. Interest will be charged after 30 days from the date of invoice at the rate of one and a half percent (1.5%) per month. International sales will require additional payment arrangements. No goods shall be sold on consignment or conditional sales basis. Payment for the goods delivered hereunder shall constitute acceptance thereof.

**Attorneys' Fees**

Customer shall be responsible for all expenses and cost in connection with the enforcement by company of these terms and conditions and the cost of collection (including the fees of any collection agencies to whom the customer's account may be referred), plus reasonable attorneys' fees (which attorneys' fees shall not be less than 25% of the amount due, unless a lower amount is specified by applicable law).

**Remedies**

The remedies herein reserved shall be cumulative, and additional to any other or further remedies provided in law or equity. No waiver of a breach of any provision of these terms and conditions shall constitute waiver of any other breach or of such provision.

**Insolvency**

Company may forthwith cancel this order in the event of the happening of any of the following or any other comparable event: insolvency of the customer, the filing of a voluntary petition in bankruptcy, the filing of any involuntary petition to have customer declared bankrupt provided it is not vacated within thirty (30) days from the date of filing, the appointment of a receiver or trustee for customer provided such appointment is not vacated within thirty (30) days from the date of such appointment, or the execution by customer of an assignment for the benefit of creditors.



# GSA Terms and Conditions

## Limitation of Liability

The Company shall not under any circumstances be liable to the customer, owner of the goods or any third party for special, indirect, incidental, or consequential damages, including, without limitation, loss of profits or revenues, loss or damage to other property or equipment, cost of capital or of purchased or replacement goods, or expense, delay, or inconvenience cause by or arising from the purchase, sale, use, repair or inability to use the goods or by any performance or non-performance under, or breach of, these terms and conditions. The Company's sole liability for any defective goods shall be its repair or its replacement pursuant to the express warranties set forth above, or if amended, as applicable at the time of manufacture or repair of the goods. Some states do not allow the exclusion or limitation of incidental or consequential damages, so the above limitations or exclusion may not apply to all customers. Any action resulting from any breach on the part of company as to the goods or services delivered here under must be commenced within one year after the cause of action has occurred.

## Returns and Allowances

Reasonable touch-up and deluxing is the dealer's responsibility. The Company will not make allowances for trip or delivery charges, but will only make allowance for actual work performed to correct manufacturing defects. Allowances maybe authorized only by a company officer. It is the responsibility of the field sales representative to inspect any defective merchandise and make suggestions and recommendations as to the proper disposition. Field personnel cannot obligate or bind the company by definite agreement, without final authorization by a company officer. Company will not accept automatic charge backs which do not have prior authorization. All defects must be called to the company's attention upon arrival at the customer's "ship to" destination. To initiate any type of claim or request for parts, it is imperative to have the model number or fabric number, which may be located on the tag attached to the frame of the unit. Authorization for return to the company via a return goods authorization. Company will not issue credit allowances for any repairs without company's prior consent. Under no circumstances shall the company accept COD (cash on delivery) returns, and any such shipment will be refused.

## Security Agreement

The Company may require and customer shall grant a security interest in goods sold pursuant to any credit the company may extend to the customer.

## Governing Law

All disputes between the parties, whether or not arising out of these terms and conditions, will be governed by the laws of the state of Indiana. Customer agrees to submit to the jurisdiction of and agrees all lawsuits relating to any disputes between the customer and the company will be brought only in a state court located in Dubois County, Indiana or the United States District Court for the Southern District of Indiana. The customer hereby waives the right to a trial by jury in any action, proceeding, claim, or counterclaim whether in contract or tort, at law or in equity, arising out of or relating in any way to these terms and conditions and all other disputes between the parties.

## Mitigation

If the company repossesses the goods prior to payment by the customer of all amounts due hereunder, the company may sell the goods, as is, where is, free and clear of all rights of the customer at either public or private sales, and apply the net proceeds (after deducting expenses of repossession and sale) to the obligation of customer hereunder. The customer may dispose of the goods in any commercially reasonable place and manner and the customer waives any notice of time, place and manner of sale.

## Integration

This order for goods, including these terms and conditions, along with any credit application, invoice, statement, dealer contract, acknowledgment, bill of lading (and any exhibits, addenda or amendments thereto) of which this order may be a part, constitutes the sole and complete agreement between the company and the customer with respect to the purchase of the goods.

## Dimensions/Specifications/Finishes

All dimensions are approximate and may vary due to the upholstery technique of each craftsman. If exact dimensions are required, it is necessary for the customer to state such specifications with the order. Detailed specifications sheets are available for each series of goods, and customer should consult the company's customer service department for these specification sheets. Company reserves the right to make changes in dimensions, style, or specifications if company believes these changes will improve the goods' quality or appearance. Company reserves the right to substitute hardwoods due to availability at production. Due to the natural characteristics of wood, environmental effects, and material upgrades, the company cannot guarantee exact finish matches on existing goods previously ordered from company. If an exact march to customer's existing goods is required, it must be specified so that the proper procedures can be followed to ensure an acceptable finish. Company will accept no liability for the finish if this procedure isn't followed. Company reserves the right to make changes in a finish formula if company believes the change will improve the quality or appearance of company's goods.

## Company's Performance of Its Obligation

The production and delivery of the goods to the extent delayed or hindered or prevented from the performance by reason of natural disasters, acts of god, strikes, lockouts, labor troubles, inability to procure materials, casualties, failure of power, restrictive governmental laws or regulations, riots, insurrections, acts of terrorism, war or other reason of a like nature not the fault of the company shall excuse for the period of the delay the company's performance and the period for the performance shall be extended for a period equivalent to the period of such delay.



C  
O  
K  
C  
0  
0  
2  
0  
5

Addison

Addison Order Check List:



ADDISON

C  
O  
K  
C  
0  
0  
2  
0  
5

Specify:

- ☐ 1. Model Number  
☐ 2. Wood Species - Red Oak (RO) or Maple (M)  
☐ 3. Wood Finish/Color  
☐ 4. Fabric Selection - vendor, pattern and color  
☐ 5. Optional FRONT LEG casters - add \$66 list; specify seat height NOT AVAILABLE on BARSTOOLS  
☐ 6. Optional Rubber Cushion Nylon Glides - no upcharge

Example:

353C	RO	HEN	MOMENTUM	VOX	MYSTIC
(model #)	(wood species)	(finish)	(fabric vendor)	(pattern name)	(pattern color)

1. Model Number

2. Wood Species - Red Oak (RO) or Maple (M)

3. Wood Base/Color Options:

Red Oak

BRW	Brownie	ECU	Ecru
CAN	Canyon	HEN	Henna
CIT	Citron	HNY	Honey
DES	Desert	NUT	Nut Brown

Maple

BAR	Barrel	MCH	Mocha
BRK	Brickdust	OBK	Outback
BUF	Buff	PIL	Pilsner
CSK	Cask	PIN	Pinnacle Walnut
CND	Cinder	RAV	Raven
CLY	Clay	RYE	Rye
EGR	Egret	SAB	Sable
FAW	Fawn	SAD	Saddle
FLX	Flax	SIE	Sienna
FLN	Flint	TRF	Truffle
FLO	Florence Walnut	UMB	Umber
LOF	Loft	VAL	Valley
MES	Mesa	WLH	Walnut Heights
MIN	Mineral		

Paint Color - add \$45 list per item

BKD	Backdrop	NVL	Novel Lilac
BFX	Black Fox	PPL	Patchwork Plum
BRV	Bravado Red	PGR	Pewter Green
BWH	Bright White	QAL	Queen Anne Lilac
BRF	Broccoflower	RPT	Redend Point
BTT	Butternut	ROS	Rose Tan

Paint Color (continued) - add \$45 list per item

CCY	Canyon Clay	SAU	Saucy Gold
CHT	Chatroom	SVP	Silverplate
DEN	Denim	SKS	Skyline Steel
GAL	Gale Force	STM	Storm
GRV	Greek Villa	TRC	Tricorn Black
KGR	Kendal Green	UKH	Universal Khaki
NWH	Nonchalant White	WBL	Windy Blue

4. Fabric Selection - Please supply the following:

Fabric vendor/Pattern name/Pattern color

[For a complete list of JSI Standard and Graded-In Textiles click here](#)

All COM orders must include the following:


- Vendor's name, pattern name and color
- Sample of the fabric attached to order
- Model numbers of items for fabric application
- Special application instructions (e.g., all stripes will be applied front to back unless specified otherwise)
- Customer and purchase order number

Ship prepaid COM  
material to:





JSI  
Attn: COM Department  
201 East Martin Street  
Receiving B, Dock 71  
Orleans, IN 47452

Application of fabric:

Railroaded Up the Roll



All COM orders will ship at standard lead time from receipt of COM except for orders requiring special custom matched finishes.

Description		① Model	Specifications				List Price Per Grade			
Armless		<b>353A All Wood</b> <b>353C Uph. Seat</b> <ul style="list-style-type: none"><li>• optional front leg casters available - add \$66 list for set of 2 casters</li><li>• coordinating Children's collection</li></ul>	Dimensions		D	W	H	All Wood	\$431	
			Overall		20 ½	18	34 ½	COM	\$490	
			Seat		15 ½	18	18 ½	A	\$511	
<b>353A</b> all wood			Upholstery		Shipping				B	\$528
			COM Ydg		¾	Ctn Wt	20	COL/C	\$562	
			COL Sq Ft		9	Cu Ft	9	D	\$605	
								E	\$648	
								F	\$697	
								G	\$763	
								H	\$831	
								I	\$938	
								J	\$1,073	
								L1	\$773	
								L2	\$844	
46¾" h Barstool		<b>358A All Wood</b> <b>358C Uph. Seat</b> <ul style="list-style-type: none"><li>• casters not available</li><li>• standard with brass scuff plate, also available in polished aluminum or matte black</li></ul>	Dimensions		D	W	H	All Wood	\$522	
			Overall		20 ¾	18	46 ¾	COM	\$580	
			Seat		15 ½	18	30	A	\$598	
<b>358A</b> all wood			Upholstery		Shipping				B	\$620
			COM Ydg		¾	Ctn Wt	25	COL/C	\$653	
			COL Sq Ft		9	Cu Ft	13	D	\$697	
								E	\$740	
								F	\$786	
								G	\$855	
								H	\$922	
								I	\$1,029	
								J	\$1,162	
								L1	\$865	
								L2	\$935	

**To Order, Specify:**

- ① Model Number
- ② Wood Species - Red Oak (RO) or Maple (M)
- ③ Wood Finish/Color [See Wood Finish/Color Options](#)
- ④ Fabric Selection - vendor, pattern and color  
Visit [www.jsifurniture.com/finishes-and-materials/textiles](http://www.jsifurniture.com/finishes-and-materials/textiles) for our textiles program. See selection of standard and graded in manufacturers and patterns.
- ⑤ Optional FRONT LEG Casters - add \$66 list; specify seat height. **NOT AVAILABLE on BARSTOOLS**
- ⑥ Optional Rubber Cushion Nylon Glides - no upcharge

**Specifications**

- Wood species - Red Oak or Maple.
- Seat is upholstered with 1 ½" polyurethane foam and synthetic sheet webbing for added comfort.
- Mortise and tenon construction with corner blocks, glue and screws.
- Standard with rubber cushion metal glides.

Addison

Addison Children's Order Check List:



Specify:

- ☐ 1. Model Number  
☐ 2. Wood Species - Red Oak (RO) or Maple (M)  
☐ 3. Wood Finish/Color  
☐ 4. Fabric Selection - vendor, pattern and color  
☐ 5. Optional Rubber Cushion Nylon Glides - no upcharge

Example:

356C | M | BAR | MOMENTUM | VOX | MYSTIC  
(model #) | (wood species) | (finish) | (fabric vendor) | (pattern name) | (pattern color)

1. Model Number

2. Wood Species - Red Oak (RO) or Maple (M)

3. Wood Base/Color Options:

Red Oak

BRW Brownie ECU Ecru  
CAN Canyon HEN Henna  
CIT Citron HNY Honey  
DES Desert NUT Nut Brown

Maple

BAR Barrel MCH Mocha  
BRK Brickdust OBK Outback  
BUF Buff PIL Pilsner  
CSK Cask PIN Pinnacle Walnut  
CND Cinder RAV Raven  
CLY Clay RYE Rye  
EGR Egret SAB Sable  
FAW Fawn SAD Saddle  
FLX Flax SIE Sienna  
FLN Flint TRF Truffle  
FLO Florence Walnut UMB Umber  
LOF Loft VAL Valley  
MES Mesa WLH Walnut Heights  
MIN Mineral

Paint Color - add \$45 list per item

BKD Backdrop NVL Novel Lilac  
BFX Black Fox PPL Patchwork Plum  
BRV Bravado Red PGR Pewter Green  
BWH Bright White QAL Queen Anne Lilac  
BRF Broccoflower RPT Redend Point  
BTT Butternut ROS Rose Tan  
CCY Canyon Clay SAU Saucy Gold  
CHT Chatroom SVP Silverplate

Paint Color (continued) - add \$45 list per item

DEN Denim SKS Skyline Steel  
GAL Gale Force STM Storm  
GRV Greek Villa TRC Tricorn Black  
KGR Kendal Green UKH Universal Khaki  
NWH Nonchalant White WBL Windy Blue

4. Fabric Selection - Please supply the following:

Fabric vendor/ Pattern name/ Pattern color

[For a complete list of JSI Standard and Graded-In Textiles click here](#)

All COM orders must include the following:

- Vendor's name, pattern name and color
- Sample of the fabric attached to order
- Model numbers of items for fabric application
- Special application instructions (e.g., all stripes will be applied front to back unless specified otherwise)
- Customer and purchase order number

Ship prepaid COM

material to:

JSI

Attn: COM Department

201 East Martin Street

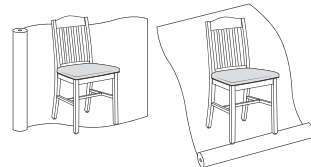
Receiving B, Docks 71-73

Orleans, IN 47452

Application of fabric:

Railroaded

Up the Roll



All C.O.M. orders will ship at standard lead time from receipt of C.O.M. except for orders requiring special custom matched finishes.

5. Optional Rubber Cushion Nylon Glides - no upcharge

Description	① Model	Specifications				List Price Per Grade	
Armless	356A All Wood	Dimensions	D	W	H	All Wood	\$424
	356C Uph. Seat	Overall	15	15	29	COM	\$518
		Seat	13	15	16	A	\$535
		Upholstery		Shipping		B	\$556
		COM Ydg	¾	Ctn Wt	13	COL/C	\$590
		COL Sq Ft	9	Cu Ft	6	D	\$634
						E	\$678
						F	\$723
						G	\$790
						H	\$859
						I	\$966
						J	\$1,098
						L1	\$802
						L2	\$870

**To Order, Specify:**

- ① Model Number
- ② Wood Species - Red Oak (RO) or Maple (M)
- ③ Wood Finish/Color [See Wood Finish/Color Options](#)
- ④ Fabric Selection - vendor, pattern and color  
Visit [www.jsifurniture.com/finishes-and-materials/textiles](http://www.jsifurniture.com/finishes-and-materials/textiles)  
for our textiles program. See selection of standard and  
graded in manufacturers and patterns.
- ⑤ Optional FRONT LEG Casters - add \$66 list; specify seat  
height. **NOT AVAILABLE on BARSTOOLS**
- ⑥ Optional Rubber Cushion Nylon Glides - no upcharge

**Specifications**

- Wood species - Red Oak or Maple.
- Seat is upholstered with 1 ½" polyurethane foam and  
synthetic sheet webbing for added comfort.
- Mortise and tenon construction with corner blocks, glue  
and screws.
- Standard with rubber cushion metal glides.

## Americana Order Check List:



## Specify:

- ☐ 1. Model Number
- ☐ 2. Wood Species - Red Oak (RO) or Maple (M)
- ☐ 3. Wood Finish/Color
- ☐ 4. Upholstered seat style - horseshoe style available; add \$27 list per chair/barstool; add \$34 list per bench
- ☐ 5. Fabric Selection - vendor, pattern and color
- ☐ 6. Optional FRONT LEG casters - add \$66 list; specify seat height NOT AVAILABLE on BARSTOOLS
- ☐ 7. Optional Trim Nails; add \$128 list per chair/barstool; add \$161 list per bench. Standard trim nail color is Antique Brass. Optional Black trim nails available.
- ☐ 8. Optional 1 3/4" Circle Back Cut Out - add \$21 list per chair (select models)
- ☐ 9. Optional Rubber Cushion Nylon Glides - no upcharge

## Example:

301C (model #)	RO (wood species)	HEN (finish)	MOMENTUM (fabric vendor)	VOX (pattern name)	MYSTIC (pattern color)
-------------------	----------------------	-----------------	-----------------------------	-----------------------	---------------------------

## 1. Model Number

## 2. Wood Species - Red Oak (RO) or Maple (M)

## 3. Wood Base/Color Options:

## Red Oak

BRW	Brownie	ECU	Ecru
CAN	Canyon	HEN	Henna
CIT	Citron	HNY	Honey
DES	Desert	NUT	Nut Brown

## Maple

BAR	Barrel	MCH	Mocha
BRK	Brickdust	OBK	Outback
BUF	Buff	PIL	Pilsner
CSK	Cask	PIN	Pinnacle Walnut
CND	Cinder	RAV	Raven
CLY	Clay	RYE	Rye
EGR	Egret	SAB	Sable
FAW	Fawn	SAD	Saddle
FLX	Flax	SIE	Sienna
FLN	Flint	TRF	Truffle
FLO	Florence Walnut	UMB	Umber
LOF	Loft	VAL	Valley
MES	Mesa	WLH	Walnut Heights
MIN	Mineral		

## Paint Color - add \$45 list per item

BKD	Backdrop	NVL	Novel Lilac
BFX	Black Fox	PPL	Patchwork Plum
BRV	Bravado Red	PGR	Pewter Green
BWH	Bright White	QAL	Queen Anne Lilac
BRF	Broccoflower	RPT	Redend Point
BTT	Butternut	ROS	Rose Tan
CCY	Canyon Clay	SAU	Saucy Gold
CHT	Chatroom	SVP	Silverplate
DEN	Denim	SKS	Skyline Steel
GAL	Gale Force	STM	Storm
GRV	Greek Villa	TRC	Tricorn Black
KGR	Kendal Green	UKH	Universal Khaki
NWH	Nonchalant White	WBL	Windy Blue

4. Upholstered Seat Style - standard with fully upholstered seat. Optional horseshoe style with welt cord available; add \$27 list per chair/barstool; add \$34 list per bench.

5. Fabric Selection - Please supply the following:  
Fabric vendor/ Pattern name/ Pattern color

[For a complete list of JSI Standard and Graded-In Textiles click here](#)

## All COM orders must include the following:

- Vendor's name, pattern name and color
- Sample of the fabric attached to order
- Model numbers of items for fabric application
- Special application instructions (e.g., all stripes will be applied front to back unless specified otherwise)
- Customer and purchase order number

Ship prepaid COM  
material to:

JSI

Attn: COM Department  
201 East Martin Street  
Receiving B, Dock 71  
Orleans, IN 47452

Application of fabric:

Railroaded

Up the Roll











All COM orders will ship at standard lead time from receipt of COM except for orders requiring special custom matched finishes.


6. Optional Trim Nails - add \$128 per chair/barstool; add \$161 list per bench. Standard trim nail color is Antique Brass. Optional Black trim nails are available. Optional Black trim nails must be specified when ordering.


7. Optional Back Cut Out - 1 3/4" circle; add \$21 list per chair, on select models.



Description		① Model	Specifications				List Price Per Grade																																																					
Swivel		<b>300A All Wood</b> <b>300C Uph. Seat</b> <ul style="list-style-type: none"><li>• optional five star base with pneumatic lift - add \$80 list</li><li>• dual black casters available, no upcharge - specify when ordering</li><li>• optional jury base available, revolves, tilts - add \$203 list</li><li>• optional jury base does not include site installation hardware</li></ul>	<table><tr><th>Dimensions</th><th>D</th><th>W</th><th>H</th></tr><tr><td>Overall</td><td>21 ½</td><td>23 ½</td><td>33-35 ¾</td></tr><tr><td>Seat</td><td>17 ½</td><td>19 ½</td><td>16 ¼-19</td></tr><tr><td>Arm</td><td colspan="3">25 ½-28 ¾</td></tr><tr><th>Upholstery</th><th colspan="3">Shipping</th></tr><tr><td>COM Ydg</td><td>¾</td><td>Ctn Wt</td><td>40</td></tr><tr><td>COL Sq Ft</td><td>9</td><td>Cu Ft</td><td>12</td></tr></table>	Dimensions	D	W	H	Overall	21 ½	23 ½	33-35 ¾	Seat	17 ½	19 ½	16 ¼-19	Arm	25 ½-28 ¾			Upholstery	Shipping			COM Ydg	¾	Ctn Wt	40	COL Sq Ft	9	Cu Ft	12	<table><tr><td>All Wood</td><td>\$758</td></tr><tr><td>COM</td><td>\$826</td></tr><tr><td>A</td><td>\$848</td></tr><tr><td>B</td><td>\$867</td></tr><tr><td>COL/C</td><td>\$898</td></tr><tr><td>D</td><td>\$940</td></tr><tr><td>E</td><td>\$982</td></tr><tr><td>F</td><td>\$1,028</td></tr><tr><td>G</td><td>\$1,090</td></tr><tr><td>H</td><td>\$1,159</td></tr><tr><td>I</td><td>\$1,261</td></tr><tr><td>J</td><td>\$1,388</td></tr><tr><td>L1</td><td>\$1,103</td></tr><tr><td>L2</td><td>\$1,168</td></tr></table>	All Wood	\$758	COM	\$826	A	\$848	B	\$867	COL/C	\$898	D	\$940	E	\$982	F	\$1,028	G	\$1,090	H	\$1,159	I	\$1,261	J	\$1,388	L1	\$1,103	L2	\$1,168
Dimensions	D	W	H																																																									
Overall	21 ½	23 ½	33-35 ¾																																																									
Seat	17 ½	19 ½	16 ¼-19																																																									
Arm	25 ½-28 ¾																																																											
Upholstery	Shipping																																																											
COM Ydg	¾	Ctn Wt	40																																																									
COL Sq Ft	9	Cu Ft	12																																																									
All Wood	\$758																																																											
COM	\$826																																																											
A	\$848																																																											
B	\$867																																																											
COL/C	\$898																																																											
D	\$940																																																											
E	\$982																																																											
F	\$1,028																																																											
G	\$1,090																																																											
H	\$1,159																																																											
I	\$1,261																																																											
J	\$1,388																																																											
L1	\$1,103																																																											
L2	\$1,168																																																											
 <b>300A</b> all wood  <b>300C</b> uph. seat  optional jury base																																																												
Arm		<b>301A All Wood</b> <b>301C Uph. Seat</b> <ul style="list-style-type: none"><li>• optional front leg casters available - add \$66 list for set of 2 casters</li><li>• coordinating Children's Collegian collection</li></ul>	<table><tr><th>Dimensions</th><th>D</th><th>W</th><th>H</th></tr><tr><td>Overall</td><td>23 ¾</td><td>23</td><td>34 ½</td></tr><tr><td>Seat</td><td>17 ¾</td><td>19 ¼</td><td>18 ¼</td></tr><tr><td>Arm</td><td colspan="3">27 ½</td></tr><tr><th>Upholstery</th><th colspan="3">Shipping</th></tr><tr><td>COM Ydg</td><td>¾</td><td>Ctn Wt</td><td>28</td></tr><tr><td>COL Sq Ft</td><td>9</td><td>Cu Ft</td><td>12</td></tr></table>	Dimensions	D	W	H	Overall	23 ¾	23	34 ½	Seat	17 ¾	19 ¼	18 ¼	Arm	27 ½			Upholstery	Shipping			COM Ydg	¾	Ctn Wt	28	COL Sq Ft	9	Cu Ft	12	<table><tr><td>All Wood</td><td>\$597</td></tr><tr><td>COM</td><td>\$651</td></tr><tr><td>A</td><td>\$672</td></tr><tr><td>B</td><td>\$689</td></tr><tr><td>COL/C</td><td>\$722</td></tr><tr><td>D</td><td>\$764</td></tr><tr><td>E</td><td>\$806</td></tr><tr><td>F</td><td>\$852</td></tr><tr><td>G</td><td>\$914</td></tr><tr><td>H</td><td>\$980</td></tr><tr><td>I</td><td>\$1,084</td></tr><tr><td>J</td><td>\$1,212</td></tr><tr><td>L1</td><td>\$926</td></tr><tr><td>L2</td><td>\$991</td></tr></table>	All Wood	\$597	COM	\$651	A	\$672	B	\$689	COL/C	\$722	D	\$764	E	\$806	F	\$852	G	\$914	H	\$980	I	\$1,084	J	\$1,212	L1	\$926	L2	\$991
Dimensions	D	W	H																																																									
Overall	23 ¾	23	34 ½																																																									
Seat	17 ¾	19 ¼	18 ¼																																																									
Arm	27 ½																																																											
Upholstery	Shipping																																																											
COM Ydg	¾	Ctn Wt	28																																																									
COL Sq Ft	9	Cu Ft	12																																																									
All Wood	\$597																																																											
COM	\$651																																																											
A	\$672																																																											
B	\$689																																																											
COL/C	\$722																																																											
D	\$764																																																											
E	\$806																																																											
F	\$852																																																											
G	\$914																																																											
H	\$980																																																											
I	\$1,084																																																											
J	\$1,212																																																											
L1	\$926																																																											
L2	\$991																																																											
 <b>301A</b> all wood  <b>301C</b> uph. seat																																																												
Armless		<b>302A All Wood</b> <b>302C Uph. Seat</b> <ul style="list-style-type: none"><li>• optional five star base with pneumatic lift - add \$80 list</li><li>• dual black casters available, no upcharge - specify when ordering</li><li>• optional jury base available, revolves, tilts- add \$203 list</li></ul>	<table><tr><th>Dimensions</th><th>D</th><th>W</th><th>H</th></tr><tr><td>Overall</td><td>29</td><td>28</td><td>33-36 ¾</td></tr><tr><td>Seat</td><td>16 ¾</td><td>18 ¼</td><td>16 ¼-20</td></tr><tr><th>Upholstery</th><th colspan="3">Shipping</th></tr><tr><td>COM Ydg</td><td>¾</td><td>Ctn Wt</td><td>38</td></tr><tr><td>COL Sq Ft</td><td>9</td><td>Cu Ft</td><td>10</td></tr></table>	Dimensions	D	W	H	Overall	29	28	33-36 ¾	Seat	16 ¾	18 ¼	16 ¼-20	Upholstery	Shipping			COM Ydg	¾	Ctn Wt	38	COL Sq Ft	9	Cu Ft	10	<table><tr><td>All Wood</td><td>\$714</td></tr><tr><td>COM</td><td>\$784</td></tr><tr><td>A</td><td>\$806</td></tr><tr><td>B</td><td>\$826</td></tr><tr><td>COL/C</td><td>\$858</td></tr><tr><td>D</td><td>\$899</td></tr><tr><td>E</td><td>\$940</td></tr><tr><td>F</td><td>\$986</td></tr><tr><td>G</td><td>\$1,049</td></tr><tr><td>H</td><td>\$1,119</td></tr><tr><td>I</td><td>\$1,218</td></tr><tr><td>J</td><td>\$1,346</td></tr><tr><td>L1</td><td>\$1,060</td></tr><tr><td>L2</td><td>\$1,129</td></tr></table>	All Wood	\$714	COM	\$784	A	\$806	B	\$826	COL/C	\$858	D	\$899	E	\$940	F	\$986	G	\$1,049	H	\$1,119	I	\$1,218	J	\$1,346	L1	\$1,060	L2	\$1,129				
Dimensions	D	W	H																																																									
Overall	29	28	33-36 ¾																																																									
Seat	16 ¾	18 ¼	16 ¼-20																																																									
Upholstery	Shipping																																																											
COM Ydg	¾	Ctn Wt	38																																																									
COL Sq Ft	9	Cu Ft	10																																																									
All Wood	\$714																																																											
COM	\$784																																																											
A	\$806																																																											
B	\$826																																																											
COL/C	\$858																																																											
D	\$899																																																											
E	\$940																																																											
F	\$986																																																											
G	\$1,049																																																											
H	\$1,119																																																											
I	\$1,218																																																											
J	\$1,346																																																											
L1	\$1,060																																																											
L2	\$1,129																																																											
 <b>302A</b> all wood  <b>302C</b> uph. seat  optional jury base																																																												



Description	Model	Specifications				List Price Per Grade
Armless	<b>303A All Wood</b>	<b>Dimensions</b>	<b>D</b>	<b>W</b>	<b>H</b>	All Wood \$450
	<b>303C Uph. Seat</b>	Overall	21 ½	18 ½	34 ½	COM \$505
	· optional front leg casters available - add \$66 list for set of 2 casters	Seat	16 ¼	18 ¼	18	A \$523
		<b>Upholstery</b>	<b>Shipping</b>			B \$541
<b>303A</b> all wood		COM Ydg	¾	Ctn Wt	20	COL/C \$572
<b>303C</b> uph. seat		COL Sq Ft	9	Cu Ft	9	D \$617
						E \$656
						F \$702
						G \$764
						H \$831
						I \$937
						J \$1,060
						L1 \$776
						L2 \$843

Armless	<b>313A All Wood</b>	<b>Dimensions</b>	<b>D</b>	<b>W</b>	<b>H</b>	All Wood \$450
	<b>313C Uph. Seat</b>	Overall	22	18 ½	35 ¼	COM \$507
	· optional front leg casters available - add \$66 list for set of 2 casters	Seat	16 ¼	18 ½	18 ¾	A \$525
		<b>Upholstery</b>	<b>Shipping</b>			B \$543
<b>313A</b> all wood	· optional 1 ¾" circle back cut out - add \$21 list per chair	COM Ydg	¾	Ctn Wt	20	COL/C \$578
<b>313C</b> uph. seat	· coordinating Children's Collegian collection	COL Sq Ft	9	Cu Ft	9	D \$619
						E \$660
						F \$705
						G \$768
						H \$833
						I \$939
						J \$1,065
						L1 \$778
						L2 \$847

**To Order, Specify:**

- 1 Model Number
- 2 Wood Species - Red Oak (RO) or Maple (M)
- 3 Wood Finish/Color [See Seating Finish/Color Options](#)
- 4 Upholstered Seat Style - horseshoe style; add \$27 list per chair/barstool; add \$34 list per bench
- 5 Fabric Selection - vendor, pattern and color  
Visit [www.jsifurniture.com/finishes-and-materials/textiles](http://www.jsifurniture.com/finishes-and-materials/textiles) for our textiles program. See selection of standard and graded in manufacturers and patterns.
- 6 Optional FRONT LEG Casters - add \$66 list; specify seat height.  
**NOT AVAILABLE on BARSTOOLS**
- 7 Optional Trim Nails - add \$128 list per chair/barstool; add \$161 list per bench Antique Brass standard; optional Black trim nails available, specify when ordering
- 8 Optional Circle Cut Out - add \$21 list per chair (select)
- 9 Optional Rubber Cushion Nylon Glides - no upcharge







**Specifications**



- Wood species - Red Oak or Maple.
- Seat is upholstered with 1" high density polyurethane foam.
- Mortise and tenon construction with corner blocks, glue and screws.
- Standard with rubber cushion metal glides.



Americana

C  
O  
K  
C  
0  
0  
2  
0  
5

AMERICANA

Description	① Model	Specifications				List Price Per Grade
43½" h Barstool	 <b>307A All Wood</b> <b>307C Uph. Seat</b> <ul style="list-style-type: none"><li>· 43 ½" back height</li><li>· casters not available</li><li>· standard with brass scuff plate, also available in polished aluminum or matte black</li></ul>	Dimensions	D	W	H	All Wood \$632
		Overall	21	18 ¾	43 ½	COM \$684
	 <b>307A</b> all wood <b>307C</b> uph. seat	Seat	17	18 ¾	30 ¾	A \$705
		Upholstery		Shipping		B \$723
		COM Ydg	¾	Ctn Wt	30	COL/C \$758
		COL Sq Ft	9	Cu Ft	13	D \$800
						E \$839
						F \$885
						G \$947
						H \$1,013
						I \$1,120
						J \$1,245
						L1 \$961
						L2 \$1,028
46" h Barstool	 <b>308A All Wood</b> <b>308C Uph. Seat</b> <ul style="list-style-type: none"><li>· 46" back height</li><li>· casters not available</li><li>· standard with brass scuff plate, also available in polished aluminum or matte black</li></ul>	Dimensions	D	W	H	All Wood \$601
		Overall	21	18 ¾	46	COM \$652
	 <b>308A</b> all wood <b>308C</b> uph. seat	Seat	17	18 ¾	30 ¾	A \$673
		Upholstery		Shipping		B \$693
		COM Ydg	¾	Ctn Wt	30	COL/C \$723
		COL Sq Ft	9	Cu Ft	13	D \$765
						E \$807
						F \$853
						G \$917
						H \$981
						I \$1,088
						J \$1,213
						L1 \$927
						L2 \$993
Tablet	 <b>309A All Wood</b> <b>309C Uph. Seat</b> <ul style="list-style-type: none"><li>· 11 x 11 ½ standard size tablet</li><li>· optional 11 x 17 tablet arm available - add \$43 upcharge</li><li>· tablet standard on right</li><li>· available with left tablet - please specify when ordering</li><li>· optional front leg casters available - add \$66 list for set of 2 casters</li></ul>	Dimensions	D	W	H	All Wood \$604
		Overall	28 ¼	24 ½	34 ½	COM \$678
	 <b>309A</b> all wood <b>309C</b> uph. seat	Seat	14	20	18 ¼	A \$697
		Arm			29 ½	B \$714
		Upholstery		Shipping		COL/C \$750
		COM Ydg	¾	Ctn Wt	33	D \$789
		COL Sq Ft	9	Cu Ft	14	E \$831
						F \$878
						G \$939
						H \$1,006
						I \$1,111
						J \$1,238
						L1 \$950
						L2 \$1,018

Description	Model	Specifications				List Price Per Grade	
46¾" h Swivel Barstool	<b>319A All Wood</b>	<b>Dimensions</b>	<b>D</b>	<b>W</b>	<b>H</b>	All Wood	\$728
	<b>319C Uph. Seat</b>	Overall	20 ½	18 ¾	46 ¾	COM	\$777
	<ul style="list-style-type: none"><li>• 360° swivel</li><li>• optional self-centering swivel plate - no upcharge, please specify when ordering</li><li>• casters not available</li><li>• standard with brass scuff plate, also available in polished aluminum or matte black</li></ul>	Seat	16	18 ½	30	A	\$800
		<b>Upholstery</b>	<b>Shipping</b>			B	\$820
		COM Ydg	¾	Ctn Wt	42	COL/C	\$852
		COL Sq Ft	9	Cu Ft	13	D	\$891
E \$933							
F \$979							
G \$1,041							
H \$1,106							
I \$1,213							
J \$1,340							
L1 \$1,053							
L2 \$1,122							

43½" h Barstool	<b>317A All Wood</b>	<b>Dimensions</b>	<b>D</b>	<b>W</b>	<b>H</b>	All Wood	\$632
	<b>317C Uph. Seat</b>	Overall	21	18 ¾	43 ½	COM	\$684
	<ul style="list-style-type: none"><li>• 43 ½" back height</li><li>• optional 1 ¾" circle back cut out - add \$21 list per chair</li><li>• casters not available</li><li>• standard with brass scuff plate, also available in polished aluminum or matte black</li></ul>	Seat	17	18 ¾	30 ¾	A	\$705
		<b>Upholstery</b>	<b>Shipping</b>			B	\$723
		COM Ydg	¾	Ctn Wt	30	COL/C	\$758
		COL Sq Ft	9	Cu Ft	13	D	\$800
E \$839							
F \$885							
G \$947							
H \$1,013							
I \$1,120							
J \$1,245							
L1 \$961							
L2 \$1,028							


**To Order, Specify:**

- ① Model Number
- ② Wood Species - Red Oak (RO) or Maple (M)
- ③ Wood Finish/Color [See Seating Finish/Color Options](#)
- ④ Upholstered Seat Style - horseshoe style; add \$27 list per chair/barstool; add \$34 list per bench
- ⑤ Fabric Selection - vendor, pattern and color  
Visit [www.jsifurniture.com/finishes-and-materials/textiles](http://www.jsifurniture.com/finishes-and-materials/textiles) for our textiles program. See selection of standard and graded in manufacturers and patterns.
- ⑥ Optional FRONT LEG Casters - add \$66 list; specify seat height.  
**NOT AVAILABLE on BARSTOOLS**
- ⑦ Optional Trim Nails - add \$128 list per chair/barstool; add \$161 list per bench Antique Brass standard; optional Black trim nails available, specify when ordering
- ⑧ Optional Circle Cut Out - add \$21 list per chair (select)
- ⑨ Optional Rubber Cushion Nylon Glides - no upcharge

**Specifications**

- Wood species - Red Oak or Maple.
- Seat is upholstered with 1" high density polyurethane foam.
- Mortise and tenon construction with corner blocks, glue and screws.
- Standard with rubber cushion metal glides.



Description	Model	Specifications				List Price Per Grade	
71 3/4" w Bench	323A All Wood 323C Uph. Seat · casters not available	Dimensions	D	W	H	All Wood	\$3,109
		Overall	21 1/2	71 3/4	34 3/4	COM	\$3,306
		Seat	17	67 3/4	18	A	\$3,383
		Arm			27 1/4	B	\$3,439
		Upholstery		Shipping		COL/C	\$3,539
		COM Ydg	2 1/4	Ctn Wt	110	D	\$3,661
		COL Sq Ft	23	Cu Ft	41	E	\$3,790
						F	\$3,921
						G	\$4,110
						H	\$4,312
						I	\$4,626
						J	\$5,004
						L1	\$4,148
						L2	\$4,349

**To Order, Specify:**

- Model Number
- Wood Species - Red Oak (RO) or Maple (M)
- Wood Finish/Color [See Seating Finish/Color Options](#)
- Upholstered Seat Style - horseshoe style; add \$27 list per chair/barstool; add \$34 list per bench
- Fabric Selection - vendor, pattern and color  
Visit [www.jsifurniture.com/finishes-and-materials/textiles](http://www.jsifurniture.com/finishes-and-materials/textiles) for our textiles program. See selection of standard and graded in manufacturers and patterns.
- Optional FRONT LEG Casters - add \$66 list; specify seat height.  
**NOT AVAILABLE on BARSTOOLS**
- Optional Trim Nails - add \$128 list per chair/barstool; add \$161 list per bench Antique Brass standard; optional Black trim nails available, specify when ordering
- Optional Circle Cut Out - add \$21 list per chair (select)
- Optional Rubber Cushion Nylon Glides - no upcharge

**Specifications**

- Wood species - Red Oak or Maple.
- Seat is upholstered with 1" high density polyurethane foam.
- Mortise and tenon construction with corner blocks, glue and screws.
- Standard with rubber cushion metal glides.

Ansen Order Check List:



Specify:

- ☐ 1. Model Number  
☐ 2. Wood Species - Maple (M)  
☐ 3. Wood Finish/Color  
☐ 4. Fabric Selection - vendor, pattern and color  
☐ 5. Optional Scuff Plate - Brass (BRASS), Matte Black (BLACK) or Polished Aluminum (PAM) - add \$23 list  
☐ 6. Optional Rubber Cushion Nylon Glides - no upcharge

Example:

AS1414D | M | BUF | MOMENTUM | VOX | MYSTIC | PAM  
(model #) | (wood species) | (finish) | (fabric vendor) | (pattern name) | (pattern color) | (scuff plate)

1. Model Number

2. Wood Species - Maple (M)

3. Wood Finish/Color Options:

Maple

BAR	Barrel	MCH	Mocha
BRK	Brickdust	OBK	Outback
BUF	Buff	PIL	Pilsner
CSK	Cask	PIN	Pinnacle Walnut
CHD	Cinder	RAV	Raven
CLY	Clay	RYE	Rye
EGR	Egret	SAB	Sable
FAW	Fawn	SAD	Saddle
FLX	Flax	SIE	Sienna
FLN	Flint	TRF	Truffle
FLO	Florence Walnut	UMB	Umbre
LOF	Loft	VAL	Valley
MES	Mesa	WLH	Walnut Heights
MIN	Mineral		

Paint Color - add \$45 list per item

BKD	Backdrop	NWH	Nonchalant White
BFX	Black Fox	SVP	Silverplate
BWH	Bright White	SKS	Skyline Steel
CHT	Chatroom	STM	Storm
GAL	Gale Force	TRC	Tricorn Black
GRV	Greek Villa	UKH	Universal Khaki

4. Fabric Selection - Please supply the following:  
Fabric vendor/ Pattern name/ Pattern color

[For a complete list of JSI Standard and Graded-In Textiles click here](#)

- Indicate direction of fabric - Railroaded or Up the Roll
- Please provide illustration, if available

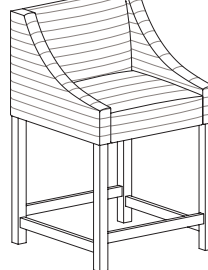
All COM orders must include the following:

- Vendor's name, pattern name and color
- Sample of the fabric attached to the order
- Model numbers of items for fabric application front to back unless specified otherwise)
- Customer and purchase order number

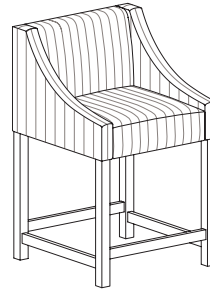
Ship prepaid COM material to:

JSI  
Attn: COM Department  
201 East Martin Street  
Receiving B, Dock 71  
Orleans, IN 47452

Application of fabrics:



Railroaded

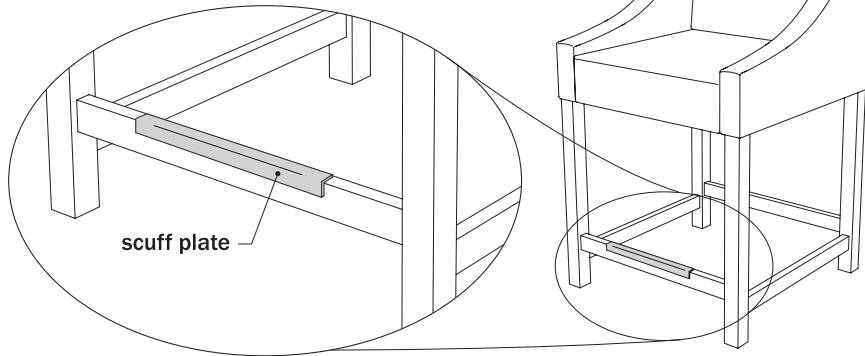


Up the Roll

All COM orders will ship at standard lead time from receipt of COM except for orders requiring special custom matched finishes.

**5. Optional Scuff Plate - add \$23 list; specify color**

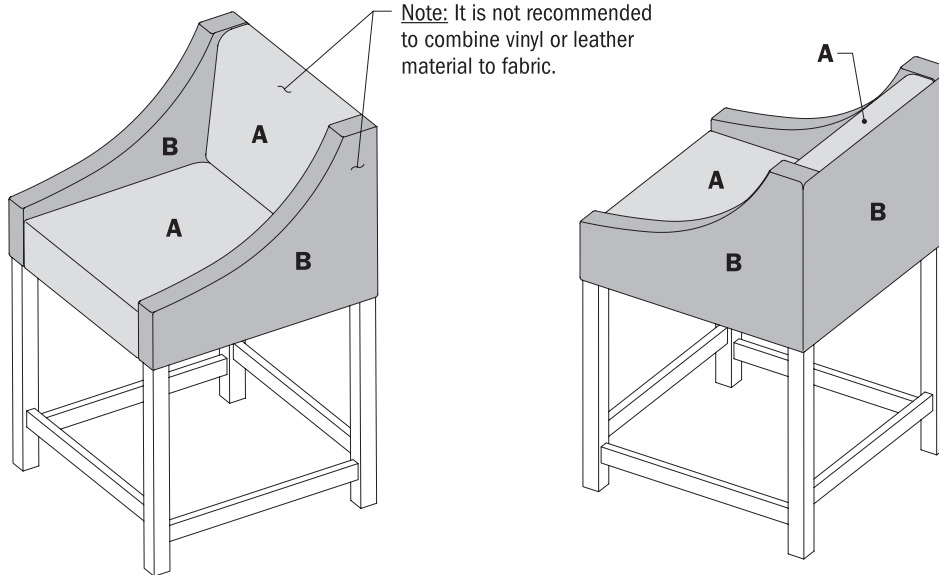
BRASS	Brass
BLACK	Matte Black
PAM	Polished Aluminum



**6. Optional Rubber Cushion Nylon Glides - no upcharge**

**Contrasting Upholstery**

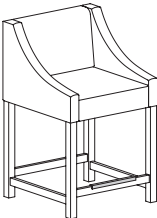
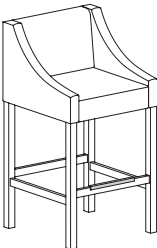
Ansen stools can be specified with contrasting upholstery.  
When specified, the unit will be priced based on the highest grade fabric selected.  
Specify seat/interior back fabric (A), and arms/exterior back fabric (B) on your order. See below:





Ansen

C  
O  
K  
C  
0  
0  
2  
0  
5

Description	① Model	Specifications	List Price Per Grade																										
 35¾" Counter Height Stool	<b>AS1414D</b> <ul style="list-style-type: none"><li>· upholstered seat and back</li><li>· optional matte black, polished aluminum or brass scuff plate available; specify color and add \$23 list each</li></ul>	<table><tr><th>Dimensions</th><th>D</th><th>W</th><th>H</th></tr><tr><td>Overall</td><td>21 ¾</td><td>22</td><td>35 ¾</td></tr><tr><td>Seat</td><td>18</td><td>17 ½</td><td>24</td></tr><tr><th>Upholstery</th><th colspan="3">Shipping</th></tr><tr><td>COM Ydg</td><td>2 ¾</td><td>Ctn Wt</td><td>22</td></tr><tr><td>COL Sq Ft</td><td>49</td><td>Cu Ft</td><td>12</td></tr></table>	Dimensions	D	W	H	Overall	21 ¾	22	35 ¾	Seat	18	17 ½	24	Upholstery	Shipping			COM Ydg	2 ¾	Ctn Wt	22	COL Sq Ft	49	Cu Ft	12	COM \$994 A \$1,024 B \$1,086 COL/C \$1,193 D \$1,332 E \$1,469 F \$1,685 G \$1,917 H \$2,161 I \$2,547 J \$3,007 L1 \$2,331 L2 \$2,700		
		Dimensions	D	W	H																								
		Overall	21 ¾	22	35 ¾																								
		Seat	18	17 ½	24																								
		Upholstery	Shipping																										
		COM Ydg	2 ¾	Ctn Wt	22																								
		COL Sq Ft	49	Cu Ft	12																								
		 41¾" Barstool	<b>AS1418D</b> <ul style="list-style-type: none"><li>· upholstered seat and back</li><li>· optional matte black, polished aluminum or brass scuff plate available; specify color and add \$23 list each</li></ul>	<table><tr><th>Dimensions</th><th>D</th><th>W</th><th>H</th></tr><tr><td>Overall</td><td>21 ¾</td><td>22</td><td>41 ¾</td></tr><tr><td>Seat</td><td>18</td><td>17 ½</td><td>30</td></tr><tr><th>Upholstery</th><th colspan="3">Shipping</th></tr><tr><td>COM Ydg</td><td>2 ¾</td><td>Ctn Wt</td><td>25</td></tr><tr><td>COL Sq Ft</td><td>49</td><td>Cu Ft</td><td>12</td></tr></table>	Dimensions	D	W	H	Overall	21 ¾	22	41 ¾	Seat	18	17 ½	30	Upholstery	Shipping			COM Ydg	2 ¾	Ctn Wt	25	COL Sq Ft	49	Cu Ft	12	COM \$994 A \$1,024 B \$1,086 COL/C \$1,193 D \$1,332 E \$1,469 F \$1,685 G \$1,917 H \$2,161 I \$2,547 J \$3,007 L1 \$2,331 L2 \$2,700
				Dimensions	D	W	H																						
				Overall	21 ¾	22	41 ¾																						
Seat	18			17 ½	30																								
Upholstery	Shipping																												
COM Ydg	2 ¾			Ctn Wt	25																								
COL Sq Ft	49			Cu Ft	12																								

To Order, Specify:

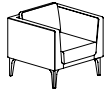
- ① Model Number
- ② Wood Species - Maple (M)
- ③ Wood Frame Finish [See Wood Frame Finish Options](#)
  - a.) Maple Finish
  - b.) Paint Color - upcharge applies
- ④ Fabric Selection - vendor, pattern and color  
Visit [www.jsifurniture.com/finishes-and-materials/textiles](http://www.jsifurniture.com/finishes-and-materials/textiles) for our textiles program. See selection of standard and graded in manufacturers and patterns.
- ⑤ Optional Scuff Plate - Matte Black (BLK), Brass (BRASS), Polished Aluminum (PAM) - add \$23 list
- ⑥ Optional Rubber Cushion Nylon Glides - no upcharge

Specifications

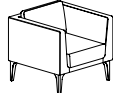
- Wood Species - Maple.
- Seat is upholstered with 2" high density polyurethane foam and synthetic sheet webbing for added comfort.
- Seat has single needle top stitch detail for added style and durability.
- Back is upholstered with 1 1/2" polyurethane foam.
- Mortise and tenon construction with corner blocks, glue and screws.
- Standard with rubber cushion metal glides.

## Arwyn - Overview

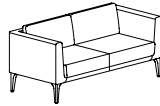
### Lounge - Cushion Back



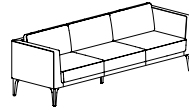
[Single Seat,  
Small Scale](#)



[Single Seat](#)



[Two Seat](#)



[Three Seat](#)

### Lounge - Quilted Wrap



[Single Seat](#)

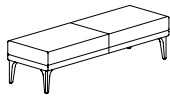


[Two Seat](#)

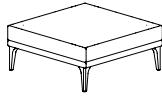


[Three Seat](#)

### Lounge - Benches/Ottomans



[Rectangular Benches](#)



[Square Ottomans](#)

### Guest + Crossover with Wood Leg



[Guest](#)



[High Back](#)



[Ottoman](#)

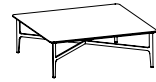
### Tables with Wood Legs



[19 "h](#)



[21 "h](#)



[16 "h](#)

### Guest + Crossover with Metal Leg



[Guest](#)



[High Back](#)



[Ottoman](#)

### Tables with Metal Legs



[19 "h](#)



[21 "h](#)



[16 "h](#)

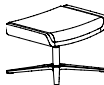
### Swivel Guest + Crossover with 4 Star Base



[Swivel Guest](#)



[High Back](#)



[Ottoman](#)

### Swivel Guest with 5 Star Base



[Swivel Guest](#)

Arwyn Lounge Order Check List:



Specify:

☐ 1. Model Number

☐ 2. Fabric Selection

A. Frame/Apron - Vendor, Pattern and Color

B. Back Cushion/Quilt Wrap - Vendor, Pattern and Color

C. Seat Cushion - Vendor, Pattern and Color

☐ 3. Back Cushion - Plain (PBC) or Quilted (QBC), specify and upcharge applies

☐ 4. Seat Cushion - Plain (PSC) or Quilted (QSC), specify and upcharge applies

☐ 5. Foot Option

A. Wood (WF)

B. Metal Finish (MF)

☐ 6. Arm Caps - Wood (W) add \$195, Solid Surface (S) add \$314 or 3D Black Laminate (B3L), add \$195 list per set

☐ 7. Optional Power in the Side Arm - Black (B) or White (W); add \$385 list each, specify location (as seated)

Example:

AW6011 (model #)	Maharam (fabric vendor)	Mode (pattern name)	Sycamore (pattern color)	QBC (back cushion)	WF (foot option)	BAR (finish)	No (power)
fabric specified per zone							

1. Model Number

2. Fabric Selection - Please supply the following:  
Fabric vendor/ Pattern name/ Pattern color  
[For a complete list of JSI Standard and Graded-In Textiles click here](#)

- Indicate direction of fabric - Railroaded or Up the Roll
- Please provide illustration, if available

All COM orders must include the following:

- Vendor's name, pattern name and color
- Sample of the fabric attached to the order
- Model numbers of items for fabric application
- Customer and purchase order number

Ship prepaid COM material to:  
JSI  
Attn: COM Department  
201 East Martin Street  
Receiving B, Dock 71  
Orleans, IN 47452

Application of fabric:  
RailroadedUp the Roll

All COM orders will ship at standard lead time from receipt of COM except for orders requiring special custom matched finishes.

3. Back Cushion:

Available in Plain (PBC) or Quilted (QBC).

4. Seat Cushion:

Available in Plain (PSC) or Quilted (QSC).

5. Foot Options:

A. Wood Maple Foot (WF)

BAR	Barrel	MCH	Mocha
BRK	Brickdust	OBK	Outback
BUF	Buff	PIL	Pilsner
CSK	Cask	PIN	Pinnacle Walnut
CND	Cinder	RAV	Raven
CLY	Clay	RYE	Rye
EGR	Egret	SAB	Sable
FAW	Fawn	SAD	Saddle
FLX	Flax	SIE	Sienna
FLN	Flint	TRF	Truffle
FLO	Florence Walnut	UMB	Umber
LOF	Loft	VAL	Valley
MES	Mesa	WLH	Walnut Heights
MIN	Mineral		

B. Metal Foot (MF)

ABZ	Aged Bronze	PEW	Pewter
ASL	Arctic Silver	PAM	Polished Aluminum
GLD	Gold	SBZ	Soft Bronze
MBK	Matte Black	SNK	Soft Nickel



6. Arm Cap

A. Wood (WAC)

BAR	Barrel	MCH	Mocha
BRK	Brickdust	OBK	Outback
BUF	Buff	PIL	Pilsner
CSK	Cask	PIN	Pinnacle Walnut
CND	Cinder	RAV	Raven
CLY	Clay	RYE	Rye
EGR	Egret	SAB	Sable
FAW	Fawn	SAD	Saddle
FLX	Flax	SIE	Sienna
FLN	Flint	TRF	Truffle
FLO	Florence Walnut	UMB	Umber
LOF	Loft	VAL	Valley
MES	Mesa	WLH	Walnut Heights
MIN	Mineral		

B. Solid Surface (SAC)

ONX	Black Onyx Mirage	HST	Hot Stone
DWH	Designer White	SOG	Soothing Grey

C. Black 3D Laminate (B3LAC)

7. Optional Power in the Side Arm

Available in Black (B) or White (W), add \$385 list each, specify location (as seated)

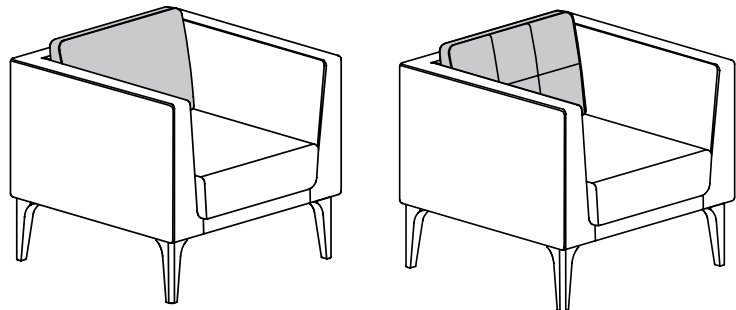
C  
O  
K  
C  
0  
0  
2  
0  
5

ARWYN

Arwyn Lounge

Lounge Single, Two and Three seat models offer two back styles for aesthetic appeal. Models can be selected with fixed cushion back or quilted wrap. In addition the cushion back models can be specified with plain or quilted back. All cushions are fixed.

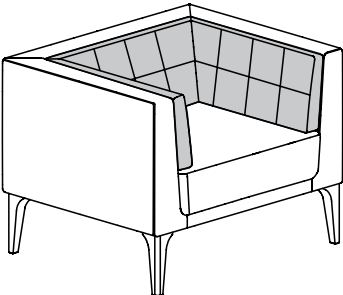
Cushion Back



Plain Back

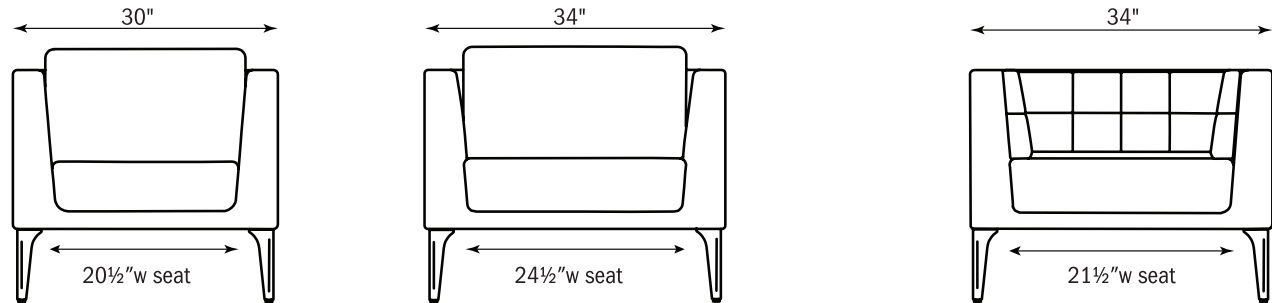
Quilted Back

Quilted Wrap



Seat Width

Arwyn Single Seat with Cushion Back offers a small scale option, which also reduces the seating space.



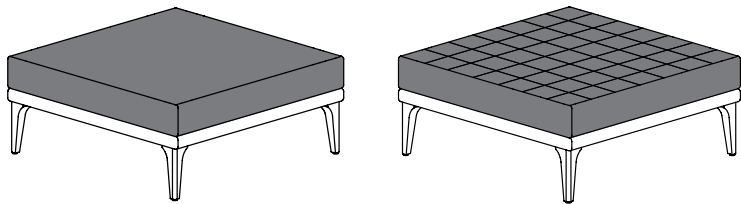
Small Scale  
Cushion Back

Cushion Back

Quilted Wrap

Seat Cushion

Ottoman and benches offer a choice of plain or quilted seat fixed cushion..



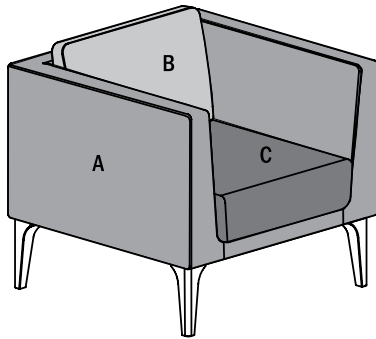
Plain Seat

Quilted Seat

ARWYN

### Fabric Application

Arwyn affords the ability to be specified with multiply upholsteries to create a unique look. Upholstery zones are defined by the style of the unit.

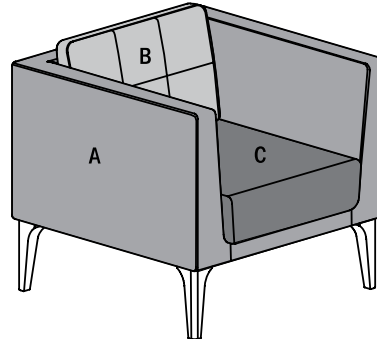


#### Plain Back Cushion

A = Frame

B = Back Cushion

C = Seat Cushion

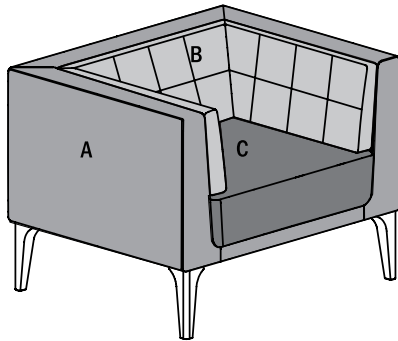


#### Quilted Back Cushion

A = Frame

B = Quilted Back Cushion

C = Seat Cushion

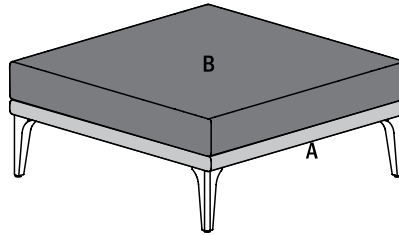


#### Quilted Wrap

A = Frame

B = Quilt Wrap

C = Seat Cushion



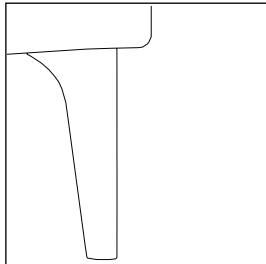
#### Ottoman

A = Apron

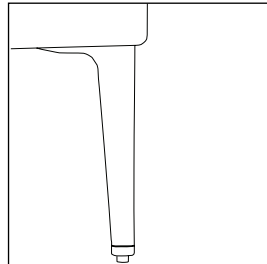
B = Seat Cushion

### Foot Option

Lounge, benches and ottoman models are available with options of wood or metal feet.



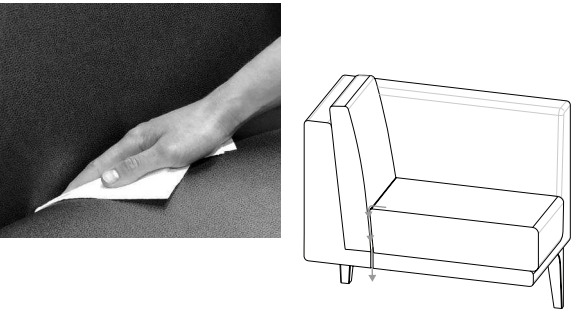
Wood



Metal

Discreet Cleanout

Single seat with cushion back models (AW6010-CO and AW6011-CO) offer a discreet cleanout for ease in cleaning. Cleanout is incorporated in such a way as to not be noticeable from the approach, as well as provide sufficient pass through to an opening in the bottom of the chair.



Arm Caps

Available in wood, solid surface and 3D Black Laminate. 3D Black laminate is fully sealed to prevent water, bacteria and dirt from penetrating through surface.



Wood - add \$195

BAR	Barrel
BRK	Brickdust
BUF	Buff
CSK	Cask
CND	Cinder
CLY	Clay
EGR	Egret
FAW	Fawn
FLX	Flax
FLN	Flint
FLO	Florence Walnut
LOF	Loft
MES	Mesa
MIN	Mineral

MCH	Mocha
OBK	Outback
PIL	Pilsner
PIN	Pinnacle Walnut
RAV	Raven
RYE	Rye
SAB	Sable
SAD	Saddle
SIE	Sienna
TRF	Truffle
UMB	Umber
VAL	Valley
WLH	Walnut Heights

Solid Surface - add \$314

ONX	Black Onyx Mirage
DWH	Designer White
HST	Hot Stone
SOG	Soothing Grey

3D Black Laminate - add \$195  
"available in Black ONLY"

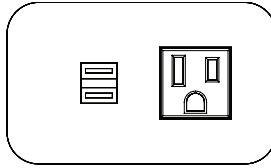

ARWYN

C  
O  
K  
C  
O  
2  
0  
5



**Optional Power in the Side Arm**

Specify optional power in the left or right side arm of lounge models or in both arms of two and three seaters; add \$385 list per powered arm.

**EC48**

- One 12A, 120 VAC spill resistant receptacles
- Two 2.1A (11W) USB charging ports
- Cord Length 108"
- 90" Flat Plug with 45 degree rotation
- Specify Black (B) or White (W)
- Factory Installed
- ETL Listed

Arwyn

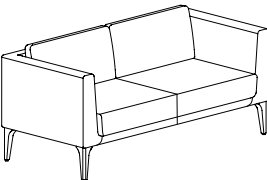
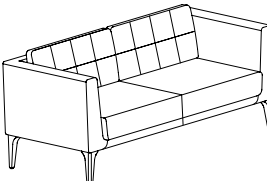
Description	① Model	Specifications				List Price Per Grade	
Single Seat Lounge, Small Scale - Cushion Back	<b>AW6010</b> <ul style="list-style-type: none"><li>· select maple wood feet or metal feet, JSI standard finishes</li><li>· specify upholstery on frame separately from upholstery on back cushion and separately from upholstery on seat cushion</li><li>· quilted back cushion available, specify and add \$117 list</li><li>· arm caps available: wood, solid surface or 3D black laminate - upcharges apply</li><li>· power available in the side arm - upcharge applies</li></ul>	Dimensions	D	W	H	COM	\$2,086
		Overall	29 ½	30	29 ½	A	\$2,134
		Seat	20	20 ½	16 ¼	B	\$2,226
		Arm			26 ¼	COL/C	\$2,386
		Overall Upholstery		Shipping		D	\$2,593
		COM Ydg	4 ¼	Ctn Wt	60	E	\$2,800
		COL Sq Ft	85	Cu Ft	18	F	\$3,122
		Frame				G	\$3,466
		COM Ydg	3 ¼			H	\$3,834
		COL Sq Ft	64			I	\$4,409
		Back Cushion				J	\$5,098
		COM Ydg	¾			L1	\$3,718
		COL Sq Ft	13			L2	\$4,178
		Seat Cushion					
		COM Ydg	1				
		COL Sq Ft	20				

Single Seat Lounge, Small Scale - Cushion Back with Discreet Cleanout	<b>AW6010-CO</b> <ul style="list-style-type: none"><li>· select maple wood feet or metal feet, JSI standard finishes</li><li>· discreet cleanout feature allows for easier clean between the back and the seat</li><li>· specify upholstery on frame separately from upholstery on back cushion and separately from upholstery on seat cushion</li><li>· quilted back cushion available, specify and add \$117 list</li><li>· arm caps available: wood, solid surface or 3D black laminate - upcharges apply</li><li>· power available in the side arm - upcharge applies</li></ul>	Dimensions	D	W	H	COM	\$2,186
		Overall	29 ½	30	29 ¼	A	\$2,233
		Seat	20	20 ½	16 ¼	B	\$2,325
		Arm			26 ¼	COL/C	\$2,485
		Overall Upholstery		Shipping		D	\$2,693
		COM Ydg	4 ¼	Ctn Wt	62	E	\$2,900
		COL Sq Ft	85	Cu Ft	18	F	\$3,221
		Frame				G	\$3,566
		COM Ydg	3 ¼			H	\$3,934
		COL Sq Ft	64			I	\$4,509
		Back Cushion				J	\$5,197
		COM Ydg	¾			L1	\$3,819
		COL Sq Ft	13			L2	\$4,278
		Seat Cushion					
		COM Ydg	1				
		COL Sq Ft	20				

ARWYN

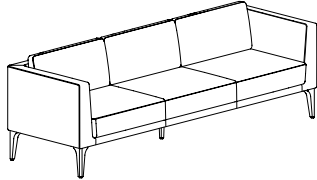
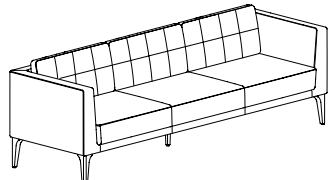
C  
O  
K  
C  
0  
0  
2  
0  
5



Description	① Model	Specifications				List Price Per Grade
Two Seat - Cushion Back	AW6012 <ul style="list-style-type: none"><li>· select maple wood feet or metal feet, JSI standard finishes</li><li>· specify upholstery on frame separately from upholstery on back cushion and separately from upholstery on seat cushion</li><li>· quilted back cushion available, specify and add \$176 list</li><li>· arm caps available: wood, solid surface or 3D black laminate - upcharges apply</li><li>· power available in the side arm - upcharge applies</li></ul>	Dimensions	D	W	H	COM \$3,149
		Overall	29 ½	63	29 ¼	A \$3,247
		Seat	20	56 ½	16 ¼	B \$3,442
		Arm			26 ¼	COL/C \$3,783
		Overall Upholstery	Shipping			D \$4,220
		COM Ydg	8 ¾	Ctn Wt	110	E \$4,659
		COL Sq Ft	193	Cu Ft	37	F \$5,340
		Frame				G \$6,071
		COM Ydg	4 ⅝			H \$6,849
		COL Sq Ft	101			I \$8,065
		Back Cushion				J \$9,526
		COM Ydg	2			L1 \$6,996
		COL Sq Ft	44			L2 \$8,065
		Seat Cushion				
		COM Ydg	2 ½			
		COL Sq Ft	55			

C  
O  
K  
C  
0  
0  
2  
0  
5

ARWYN

Description	① Model	Specifications				List Price Per Grade			
Three Seat - Cushion Back	<b>AW6013</b> <ul style="list-style-type: none"><li>• select maple wood feet or metal feet, JSI standard finishes</li><li>• specify upholstery on frame separately from upholstery on back cushion and separately from upholstery on seat cushion</li><li>• quilted back cushion available, specify and add \$234 list</li><li>• arm caps available: wood, solid surface or 3D black laminate - upcharges apply</li><li>• power available in the side arm - upcharge applies</li></ul>	<b>Dimensions</b>	<b>D</b>	<b>W</b>	<b>H</b>	COM	\$4,056		
		Overall	29 ½	90	29 ¼	A	\$4,192		
plain back shown		Seat	20	80 ½	16 ¼	B	\$4,455		
		Arm			26 ¼	COL/C	\$4,920		
quilted back shown		<b>Overall Upholstery</b>	<b>Shipping</b>				D	\$5,516	
		COM Ydg	12 ¼	Ctn Wt	140	E	\$6,113		
		COL Sq Ft	294	Cu Ft	52	F	\$7,039		
		<b>Frame Upholstery</b>					G	\$8,033	
		COM Ydg	5 ½					H	\$9,093
		COL Sq Ft	132					I	\$10,749
		<b>Back Cushion</b>					J	\$12,737	
		COM Ydg	3					L1	\$9,822
		COL Sq Ft	72					L2	\$11,413
		<b>Seat Cushion</b>							
		COM Ydg	3 ¾						
	COL Sq Ft	90							

#### To Order, Specify:

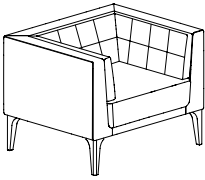
- ① Model Number
- ② Fabric Selection - vendor, pattern and color
  - a.) Frame
  - b.) Back Cushion
  - c.) Seat Cushion
 Visit [www.jsifurniture.com/finishes-and-materials/textiles](http://www.jsifurniture.com/finishes-and-materials/textiles) for our textiles program. See selection of standard and graded in manufacturers and patterns.
- ③ Back Cushion
  - a.) Plain (PBC)
  - b.) Quilted (QBC) - upcharge applies
- ④ Foot Option
  - a.) Wood - [See Wood Foot Option](#)
  - b.) Metal Finish - [See Metal Foot Option](#)
- ⑤ Arm Caps - Wood (W) add \$195, Solid Surface (S) add \$314 or 3D Black Laminate (B3L) add \$195 list per set
- ⑥ Optional Power in the Side Arm - Black (B) or White (W) - indicate left or right (as seated) add \$385 each

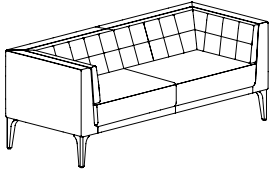
#### Specifications

- Frame constructed of hardwood solids and plywood. Joinery includes puzzle joints and lap joints with metal fasteners.
- Wood legs include metal mounting plate and fixed metal glides.
- Metal legs feature adjustable foot with nylon glide and ½" adjustment range.
- Upholstery is tailor sewn over multi-density high resilience polyurethane foam.
- Seat cushion thickness 3 ½".
- Back cushion tapered thickness - 2 ½ at top - 4 ¾ at bottom.

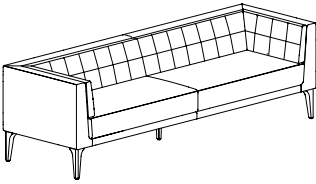
Arwyn

C  
O  
K  
C  
0  
0  
2  
0  
5

Description	① Model	Specifications	List Price Per Grade																																																																
Single Seat - Quilted Wrap 	<b>AW6021</b> <ul style="list-style-type: none"><li>· select maple wood feet or metal feet, JSI standard finishes</li><li>· specify upholstery on frame separately from upholstery on quilted wrap and separately from upholstery on seat cushion</li><li>· arm caps available: wood, solid surface or 3D black laminate - upcharges apply</li><li>· power available in the side arm - upcharge applies</li></ul>	<table><tr><th>Dimensions</th><th>D</th><th>W</th><th>H</th></tr><tr><td>Overall</td><td>29 ½</td><td>34</td><td>26 ½</td></tr><tr><td>Seat</td><td>20</td><td>21</td><td>16 ¼</td></tr><tr><td>Arm</td><td></td><td></td><td>26 ¼</td></tr><tr><th colspan="2">Overall Upholstery</th><th colspan="2">Shipping</th></tr><tr><td>COM Ydg</td><td>7 ½</td><td>Ctn Wt</td><td>79</td></tr><tr><td>COL Sq Ft</td><td>150</td><td>Cu Ft</td><td>19</td></tr><tr><th colspan="4">Frame</th></tr><tr><td>COM Ydg</td><td>3 ¾</td><td></td><td></td></tr><tr><td>COL Sq Ft</td><td>75</td><td></td><td></td></tr><tr><th colspan="4">Quit Wrap</th></tr><tr><td>COM Ydg</td><td>1 ¾</td><td></td><td></td></tr><tr><td>COL Sq Ft</td><td>35</td><td></td><td></td></tr><tr><th colspan="4">Seat Cushion</th></tr><tr><td>COM Ydg</td><td>1 ⅝</td><td></td><td></td></tr><tr><td>COL Sq Ft</td><td>26</td><td></td><td></td></tr></table>	Dimensions	D	W	H	Overall	29 ½	34	26 ½	Seat	20	21	16 ¼	Arm			26 ¼	Overall Upholstery		Shipping		COM Ydg	7 ½	Ctn Wt	79	COL Sq Ft	150	Cu Ft	19	Frame				COM Ydg	3 ¾			COL Sq Ft	75			Quit Wrap				COM Ydg	1 ¾			COL Sq Ft	35			Seat Cushion				COM Ydg	1 ⅝			COL Sq Ft	26			COM \$2,711 A \$2,767 B \$2,875 COL/C \$3,063 D \$3,307 E \$3,551 F \$3,929 G \$4,335 H \$4,768 I \$5,442 J \$6,254 L1 \$4,631 L2 \$5,173
Dimensions	D	W	H																																																																
Overall	29 ½	34	26 ½																																																																
Seat	20	21	16 ¼																																																																
Arm			26 ¼																																																																
Overall Upholstery		Shipping																																																																	
COM Ydg	7 ½	Ctn Wt	79																																																																
COL Sq Ft	150	Cu Ft	19																																																																
Frame																																																																			
COM Ydg	3 ¾																																																																		
COL Sq Ft	75																																																																		
Quit Wrap																																																																			
COM Ydg	1 ¾																																																																		
COL Sq Ft	35																																																																		
Seat Cushion																																																																			
COM Ydg	1 ⅝																																																																		
COL Sq Ft	26																																																																		

Two Seat - Quilted Wrap 	<b>AW6022</b> <ul style="list-style-type: none"><li>· select maple wood feet or metal feet, JSI standard finishes</li><li>· specify upholstery on frame separately from upholstery on quilted wrap and separately from upholstery on seat cushion</li><li>· arm caps available: wood, solid surface or 3D black laminate - upcharges apply</li><li>· power available in the side arm - upcharge applies</li></ul>	<table><tr><th>Dimensions</th><th>D</th><th>W</th><th>H</th></tr><tr><td>Overall</td><td>29 ½</td><td>63</td><td>26 ½</td></tr><tr><td>Seat</td><td>20</td><td>51</td><td>16 ¼</td></tr><tr><td>Arm</td><td></td><td></td><td>26 ¼</td></tr><tr><th colspan="2">Overall Upholstery</th><th colspan="2">Shipping</th></tr><tr><td>COM Ydg</td><td>10</td><td>Ctn Wt</td><td>125</td></tr><tr><td>COL Sq Ft</td><td>220</td><td>Cu Ft</td><td>34</td></tr><tr><th colspan="4">Frame</th></tr><tr><td>COM Ydg</td><td>4 ⅝</td><td></td><td></td></tr><tr><td>COL Sq Ft</td><td>101</td><td></td><td></td></tr><tr><th colspan="4">Quit Wrap</th></tr><tr><td>COM Ydg</td><td>2</td><td></td><td></td></tr><tr><td>COL Sq Ft</td><td>42</td><td></td><td></td></tr><tr><th colspan="4">Seat Cushion</th></tr><tr><td>COM Ydg</td><td>2 ½</td><td></td><td></td></tr><tr><td>COL Sq Ft</td><td>55</td><td></td><td></td></tr></table>	Dimensions	D	W	H	Overall	29 ½	63	26 ½	Seat	20	51	16 ¼	Arm			26 ¼	Overall Upholstery		Shipping		COM Ydg	10	Ctn Wt	125	COL Sq Ft	220	Cu Ft	34	Frame				COM Ydg	4 ⅝			COL Sq Ft	101			Quit Wrap				COM Ydg	2			COL Sq Ft	42			Seat Cushion				COM Ydg	2 ½			COL Sq Ft	55			COM \$3,462 A \$3,550 B \$3,721 COL/C \$4,026 D \$4,414 E \$4,805 F \$5,410 G \$6,058 H \$6,751 I \$7,833 J \$9,130 L1 \$6,880 L2 \$7,833
Dimensions	D	W	H																																																																
Overall	29 ½	63	26 ½																																																																
Seat	20	51	16 ¼																																																																
Arm			26 ¼																																																																
Overall Upholstery		Shipping																																																																	
COM Ydg	10	Ctn Wt	125																																																																
COL Sq Ft	220	Cu Ft	34																																																																
Frame																																																																			
COM Ydg	4 ⅝																																																																		
COL Sq Ft	101																																																																		
Quit Wrap																																																																			
COM Ydg	2																																																																		
COL Sq Ft	42																																																																		
Seat Cushion																																																																			
COM Ydg	2 ½																																																																		
COL Sq Ft	55																																																																		

ARWYN

Description	Model	Specifications				List Price Per Grade	
<b>Three Seat - Quilted Wrap</b> 	<b>AW6023</b> <ul style="list-style-type: none"> <li>select maple wood feet or metal feet, JSI standard finishes</li> <li>specify upholstery on frame separately from upholstery on quilted wrap and separately from upholstery on seat cushion</li> <li>arm caps available: wood, solid surface or 3D black laminate - upcharges apply</li> <li>power available in the side arm - upcharge applies</li> </ul>	<b>Dimensions</b>		<b>D</b>	<b>W</b>	<b>H</b>	<b>COM</b> \$4,536
		Overall		29 ½	90	26 ½	A \$4,628
		Seat		20	78	16 ¼	B \$4,813
		Arm				26 ½	COL/C \$5,136
		<b>Overall Upholstery</b>		<b>Shipping</b>			D \$5,548
		COM Ydg	12 ½	Ctn Wt	160		E \$5,962
		COL Sq Ft	300	Cu Ft	48		F \$6,606
		<b>Frame</b>					G \$7,294
		COM Ydg	5 ½				H \$8,031
		COL Sq Ft	132				I \$9,179
		<b>Quit Wrap</b>					J \$10,557
		COM Ydg	3				L1 \$8,536
		COL Sq Ft	72				L2 \$9,639
		<b>Seat Cushion</b>					
		COM Ydg	3 ¾				
		COL Sq Ft	90				

**To Order, Specify:**

- ① Model Number
- ② Fabric Selection - vendor, pattern and color
  - a.) Frame
  - b.) Quilt Wrap
  - c.) Seat Cushion
 Visit [www.jsifurniture.com/finishes-and-materials/textiles](http://www.jsifurniture.com/finishes-and-materials/textiles) for our textiles program. See selection of standard and graded in manufacturers and patterns.
- ③ Foot Option
  - a.) Wood - [See Wood Foot Option](#)
  - b.) Metal Finish - [See Metal Foot Option](#)
- ④ Arm Caps - Wood (W) add \$195, Solid Surface (S) add \$314 or 3D Black Laminate (B3L) add \$195 list per set
- ⑤ Optional Power in the Side Arm - Black (B) or White (W) - indicate left or right (as seated) add \$385 each

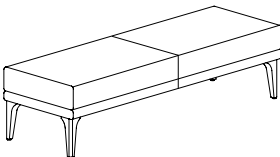
**Specifications**

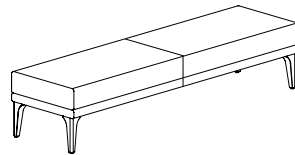
- Frame constructed of hardwood solids and plywood. Joinery includes puzzle joints and lap joints with metal fasteners.
- Wood legs include metal mounting plate and fixed metal glides.
- Metal legs feature adjustable foot with nylon glide and ½" adjustment range.
- Upholstery is tailor sewn over multi-density high resilience polyurethane foam.
- Seat cushion thickness 3 ½".
- Back cushion tapered thickness - 2 ½" at top - 4 ¾" at bottom.



Arwyn

C  
O  
K  
C  
0  
0  
2  
0  
5

Description	1 Model	Specifications				List Price Per Grade	
19 x 60" Rectangular Bench" 	<b>AW1960</b> <ul style="list-style-type: none"><li>· select maple wood feet or metal feet, JSI standard finishes</li><li>· specify upholstery on apron separately from upholstery on seat</li><li>· quilted bench seat cushion available, specify and add \$147 list</li></ul>	Dimensions	D	W	H	COM	\$1,890
		Overall	19	60	15 ¼	A	\$1,911
		Overall Upholstery	Shipping			B	\$1,955
		COM Ydg	2 ½	Ctn Wt	63	COL/C	\$2,031
		COL Sq Ft	50	Cu Ft	13	D	\$2,127
		Apron				E	\$2,226
		COM Ydg	1 ¾			F	\$2,375
		COL Sq Ft	35			G	\$2,539
		Seat Cushion				H	\$2,711
		COM Ydg	1 ¾			I	\$2,982
COL Sq Ft	35	J	\$3,307				
						L1	\$2,657
						L2	\$2,875

19 x 72" Rectangular Bench" 	<b>AW1972</b> <ul style="list-style-type: none"><li>· select maple wood feet or metal feet, JSI standard finishes</li><li>· specify upholstery on apron separately from upholstery on seat</li><li>· quilted bench seat cushion available, specify and add \$234 list</li></ul>	Dimensions	D	W	H	COM	\$2,033
		Overall	19	72	15 ¼	A	\$2,058
		Overall Upholstery	Shipping			B	\$2,107
		COM Ydg	2 ¾	Ctn Wt	67	COL/C	\$2,192
		COL Sq Ft	55	Cu Ft	16	D	\$2,302
		Apron				E	\$2,411
		COM Ydg	2 ½			F	\$2,582
		COL Sq Ft	50			G	\$2,765
		Seat Cushion				H	\$2,959
		COM Ydg	2 ½			I	\$3,262
COL Sq Ft	50	J	\$3,628				
						L1	\$2,898
						L2	\$3,142

ARWYN

Description	① Model	Specifications	List Price Per Grade																																												
19½ Square Ottoman"	AW2020	<table><tr><th>Dimensions</th><th>D</th><th>W</th><th>H</th></tr><tr><td>Overall</td><td>19 ½</td><td>19 ½</td><td>15 ¼</td></tr><tr><th colspan="2">Overall Upholstery</th><th colspan="2">Shipping</th></tr><tr><td>COM Ydg</td><td>1</td><td>Ctn Wt</td><td>50</td></tr><tr><td>COL Sq Ft</td><td>20</td><td>Cu Ft</td><td>7</td></tr><tr><th colspan="4">Apron</th></tr><tr><td>COM Ydg</td><td>½</td><td></td><td></td></tr><tr><td>COL Sq Ft</td><td>10</td><td></td><td></td></tr><tr><th colspan="4">Seat Cushion</th></tr><tr><td>COM Ydg</td><td>¾</td><td></td><td></td></tr><tr><td>COL Sq Ft</td><td>15</td><td></td><td></td></tr></table>	Dimensions	D	W	H	Overall	19 ½	19 ½	15 ¼	Overall Upholstery		Shipping		COM Ydg	1	Ctn Wt	50	COL Sq Ft	20	Cu Ft	7	Apron				COM Ydg	½			COL Sq Ft	10			Seat Cushion				COM Ydg	¾			COL Sq Ft	15			COM \$946 A \$956 B \$978 COL/C \$1,016 D \$1,064 E \$1,114 F \$1,188 G \$1,270 H \$1,357 I \$1,492 J \$1,653 L1 \$1,330 L2 \$1,439
Dimensions	D	W	H																																												
Overall	19 ½	19 ½	15 ¼																																												
Overall Upholstery		Shipping																																													
COM Ydg	1	Ctn Wt	50																																												
COL Sq Ft	20	Cu Ft	7																																												
Apron																																															
COM Ydg	½																																														
COL Sq Ft	10																																														
Seat Cushion																																															
COM Ydg	¾																																														
COL Sq Ft	15																																														
36 Square Ottoman"	AW3636	<table><tr><th>Dimensions</th><th>D</th><th>W</th><th>H</th></tr><tr><td>Overall</td><td>36</td><td>36</td><td>15 ¼</td></tr><tr><th colspan="2">Overall Upholstery</th><th colspan="2">Shipping</th></tr><tr><td>COM Ydg</td><td>2 ¼</td><td>Ctn Wt</td><td>72</td></tr><tr><td>COL Sq Ft</td><td>45</td><td>Cu Ft</td><td>14</td></tr><tr><th colspan="4">Apron</th></tr><tr><td>COM Ydg</td><td>½</td><td></td><td></td></tr><tr><td>COL Sq Ft</td><td>10</td><td></td><td></td></tr><tr><th colspan="4">Seat Cushion</th></tr><tr><td>COM Ydg</td><td>1 ¾</td><td></td><td></td></tr><tr><td>COL Sq Ft</td><td>35</td><td></td><td></td></tr></table>	Dimensions	D	W	H	Overall	36	36	15 ¼	Overall Upholstery		Shipping		COM Ydg	2 ¼	Ctn Wt	72	COL Sq Ft	45	Cu Ft	14	Apron				COM Ydg	½			COL Sq Ft	10			Seat Cushion				COM Ydg	1 ¾			COL Sq Ft	35			COM \$1,911 A \$1,936 B \$1,985 COL/C \$2,070 D \$2,181 E \$2,290 F \$2,459 G \$2,642 H \$2,837 I \$3,141 J \$3,506 L1 \$2,775 L2 \$3,019
Dimensions	D	W	H																																												
Overall	36	36	15 ¼																																												
Overall Upholstery		Shipping																																													
COM Ydg	2 ¼	Ctn Wt	72																																												
COL Sq Ft	45	Cu Ft	14																																												
Apron																																															
COM Ydg	½																																														
COL Sq Ft	10																																														
Seat Cushion																																															
COM Ydg	1 ¾																																														
COL Sq Ft	35																																														
48 Square Ottoman"	AW4848	<table><tr><th>Dimensions</th><th>D</th><th>W</th><th>H</th></tr><tr><td>Overall</td><td>48</td><td>48</td><td>15 ¼</td></tr><tr><th colspan="2">Overall Upholstery</th><th colspan="2">Shipping</th></tr><tr><td>COM Ydg</td><td>3</td><td>Ctn Wt</td><td>101</td></tr><tr><td>COL Sq Ft</td><td>60</td><td>Cu Ft</td><td>25</td></tr><tr><th colspan="4">Apron</th></tr><tr><td>COM Ydg</td><td>½</td><td></td><td></td></tr><tr><td>COL Sq Ft</td><td>10</td><td></td><td></td></tr><tr><th colspan="4">Seat Cushion</th></tr><tr><td>COM Ydg</td><td>2 ½</td><td></td><td></td></tr><tr><td>COL Sq Ft</td><td>50</td><td></td><td></td></tr></table>	Dimensions	D	W	H	Overall	48	48	15 ¼	Overall Upholstery		Shipping		COM Ydg	3	Ctn Wt	101	COL Sq Ft	60	Cu Ft	25	Apron				COM Ydg	½			COL Sq Ft	10			Seat Cushion				COM Ydg	2 ½			COL Sq Ft	50			COM \$2,135 A \$2,165 B \$2,225 COL/C \$2,327 D \$2,462 E \$2,596 F \$2,804 G \$3,026 H \$3,265 I \$3,637 J \$4,084 L1 \$3,191 L2 \$3,488
Dimensions	D	W	H																																												
Overall	48	48	15 ¼																																												
Overall Upholstery		Shipping																																													
COM Ydg	3	Ctn Wt	101																																												
COL Sq Ft	60	Cu Ft	25																																												
Apron																																															
COM Ydg	½																																														
COL Sq Ft	10																																														
Seat Cushion																																															
COM Ydg	2 ½																																														
COL Sq Ft	50																																														

**To Order, Specify:****① Model Number****② Fabric Selection** - vendor, pattern and color

a.) Apron

b.) Seat Cushion

Visit [www.jsifurniture.com/finishes-and-materials/textiles](http://www.jsifurniture.com/finishes-and-materials/textiles) for our textiles program. See selection of standard and graded in manufacturers and patterns.

**③ Seat Cushion**

a.) Plain (PSC)

b.) Quilted (QSC) - upcharge applies

**④ Foot Option**a.) Wood - [See Wood Foot Option](#)b.) Metal Finish - [See Metal Foot Option](#)**Specifications**

- Frame constructed of hardwood plywood with metal fasteners.
- Wood legs include metal mounting plate and fixed metal glides.
- Metal legs feature adjustable foot with nylon glide and ½" adjustment range.
- Upholstery grade plywood with 5" of foam creates the seat suspension box.
- Upholstery is tailor sewn over multi-density high resilience polyurethane foam.
- Seat cushion thickness 4 ¼".

Arwyn Guest + Crossover Order Check List:



Specify:

- ☐ 1. Model Number
- ☐ 2. Fabric Selection
- A. Extreme Back & Arm - Vendor, Pattern and Color
- B. Interior Back & Arm - Vendor, Pattern and Color
- C. Apron (Ottoman) - Vendor, Pattern and Color
- D. Seat Cushion - Vendor, Pattern and Color
- ☐ 3. Leg Finish
- A. Wood
- B. Metal - see below
- \* Star Bases are always Polished Aluminum (PAM)
- ☐ 4. Optional Premium Polished Trim Grey Dual Wheel Soft Urethane Casters - add \$366 list

Example:

AW6011  
(model #)

Maharam  
(fabric vendor)

Kvadrat Molly  
(pattern name)

170  
(pattern color)

BAR  
(leg option)

fabric specified per zone

1. Model Number

2. Fabric Selection - Please supply the following:  
Fabric vendor/ Pattern name/ Pattern color

[For a complete list of JSI Standard and Graded-In Textiles click here](#)

- Indicate direction of fabric - Railroaded or Up the Roll
- Please provide illustration, if available


All COM orders must include the following:

- Vendor's name, pattern name and color
- Sample of the fabric attached to the order
- Model numbers of items for fabric application
- Customer and purchase order number

Ship prepaid COM  
material to:  
JSI

Attn: COM Department  
201 East Martin Street  
Receiving B, Dock 71  
Orleans, IN 47452

Application of fabric:  
Railroaded Up the Roll



All COM orders will ship at standard lead time from receipt of COM except for orders requiring special custom matched finishes.

3. Leg Finish:

A. Wood Maple Leg

BAR	Barrel	MCH	Mocha
BRK	Brickdust	OBK	Outback
BUF	Buff	PIL	Pilsner
CSK	Cask	PIN	Pinnacle Walnut
CND	Cinder	RAV	Raven
CLY	Clay	RYE	Rye
EGR	Egret	SAB	Sable
FAW	Fawn	SAD	Saddle
FLX	Flax	SIE	Sienna
FLN	Flint	TRF	Truffle
FLO	Florence Walnut	UMB	Umber
LOF	Loft	VAL	Valley
MES	Mesa	WLH	Walnut Heights
MIN	Mineral		

B. Metal Leg

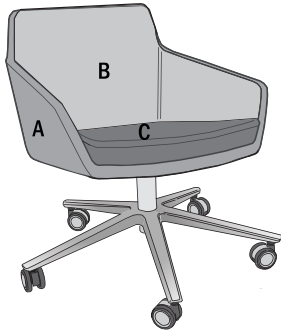
ABZ	Aged Bronze	MBK	Matte Black
ASL	Arctic Silver	PEW	Pewter
CHR	Chrome (upcharge applies)	SBZ	Soft Bronze
GLD	Gold	SNK	Soft Nickel

4. Optional Premium Polished Trim Grey Dual Wheel Soft Urethane Casters - add \$366 list

### Fabric Application

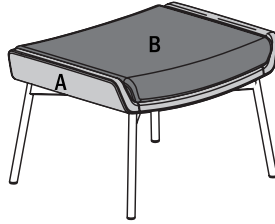
Arwyn affords the ability to be specified with multiple upholsteries to create a unique look. Upholstery zones are defined by the style of the unit.

**Please note that the same pattern must be specified for the Extreme and Interior Back/Arm.** Different colorways from the same pattern may be selected to create contrast. The seat cushion may be different pattern.



**Guest and Crossover**  
(all legs/base styles)

**A = Extreme Back & Arm**  
**B = Interior Back & Arm**  
**C = Seat Cushion**



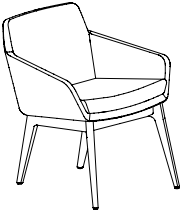
**Crossover Ottoman**  
**A = Apron**  
**B = Seat Cushion**

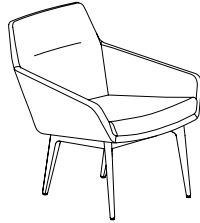
C  
O  
K  
C  
0  
0  
2  
0  
5

ARWYN

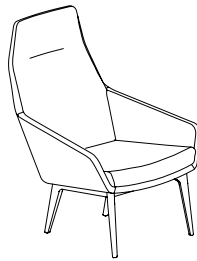
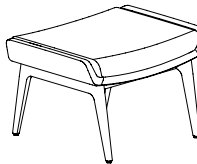
Arwyn

C  
O  
K  
C  
0  
0  
2  
0  
5

Description	① Model	Specifications				List Price Per Grade
Guest Chair - Wood Leg 	<b>AW6000WL</b> <ul style="list-style-type: none"><li>· maple wood leg</li><li>· specify upholstery on extreme back/arm separately from upholstery on interior back/arm and separately from seat cushions</li><li>· upholstery pattern selected for the extreme outside of the chair and the interior must be the same, different colorways can be specified; seat upholstery can be different pattern.</li></ul>	Dimensions	D	W	H	COM \$1,633
		Overall	28	26	32	A \$1,658
		Seat	18	19	18½	B \$1,708
		Arm			26½	COL/C \$1,792
		Overall Upholstery		Shipping		D \$1,902
		COM Ydg	2¼	Ctn Wt	39	E \$2,012
		COL Sq Ft	45	Cu Ft	17	F \$2,183
		Extreme Back & Arm				G \$2,365
		COM Ydg	1¼			H \$2,560
		COL Sq Ft	25			I \$2,862
		Interior Back & Arm				J \$3,228
		COM Ydg	1			L1 \$2,498
		COL Sq Ft	20			L2 \$2,742
		Seat Cushion				
		COM Ydg	¾			
		COL Sq Ft	15			

Mid Back Crossover Lounge - Wood Leg 	<b>AW6001WL</b> <ul style="list-style-type: none"><li>· maple wood leg</li><li>· specify upholstery on extreme back/arm separately from upholstery on interior back/arm and separately from seat cushions</li><li>· upholstery pattern selected for the extreme outside of the chair and the interior must be the same, different colorways can be specified; seat upholstery can be different pattern</li></ul>	Dimensions	D	W	H	COM \$1,784
		Overall	30½	28	33	A \$1,815
		Seat	19½	21	17	B \$1,874
		Arm			25	COL/C \$1,978
		Overall Upholstery		Shipping		D \$2,112
		COM Ydg	2¾	Ctn Wt	42	E \$2,247
		COL Sq Ft	55	Cu Ft	20	F \$2,453
		Extreme Back & Arm				G \$2,677
		COM Ydg	1¾			H \$2,915
		COL Sq Ft	35			I \$3,287
		Interior Back & Arm				J \$3,734
		COM Ydg	1			L1 \$2,841
		COL Sq Ft	20			L2 \$3,137
		Seat Cushion				
		COM Ydg	¾			
		COL Sq Ft	15			

ARWYN

Description	① Model	Specifications	List Price Per Grade																																																																
High Back Crossover Lounge - Wood Leg  	AW6005WL <ul style="list-style-type: none"><li>maple wood leg</li><li>specify upholstery on extreme back/arm separately from upholstery on interior back/arm and separately from seat cushions</li><li>upholstery pattern selected for the extreme outside of the chair and the interior must be the same, different colorways can be specified; seat upholstery can be different pattern</li></ul>	<table><tr><th>Dimensions</th><th>D</th><th>W</th><th>H</th></tr><tr><td>Overall</td><td>30 ½</td><td>28</td><td>41</td></tr><tr><td>Seat</td><td>19 ½</td><td>21</td><td>17</td></tr><tr><td>Arm</td><td></td><td></td><td>25</td></tr><tr><th>Overall Upholstery</th><th colspan="3">Shipping</th></tr><tr><td>COM Ydg</td><td>3</td><td>Ctn Wt</td><td>47</td></tr><tr><td>COL Sq Ft</td><td>60</td><td>Cu Ft</td><td>24</td></tr><tr><th>Extreme Back &amp; Arm</th><th colspan="3"></th></tr><tr><td>COM Ydg</td><td>1 ¾</td><td></td><td></td></tr><tr><td>COL Sq Ft</td><td>35</td><td></td><td></td></tr><tr><th>Interior Back &amp; Arm</th><th colspan="3"></th></tr><tr><td>COM Ydg</td><td>1</td><td></td><td></td></tr><tr><td>COL Sq Ft</td><td>20</td><td></td><td></td></tr><tr><th>Seat Cushion</th><th colspan="3"></th></tr><tr><td>COM Ydg</td><td>¾</td><td></td><td></td></tr><tr><td>COL Sq Ft</td><td>15</td><td></td><td></td></tr></table>	Dimensions	D	W	H	Overall	30 ½	28	41	Seat	19 ½	21	17	Arm			25	Overall Upholstery	Shipping			COM Ydg	3	Ctn Wt	47	COL Sq Ft	60	Cu Ft	24	Extreme Back & Arm				COM Ydg	1 ¾			COL Sq Ft	35			Interior Back & Arm				COM Ydg	1			COL Sq Ft	20			Seat Cushion				COM Ydg	¾			COL Sq Ft	15			COM \$1,816 A \$1,850 B \$1,915 COL/C \$2,028 D \$2,173 E \$2,320 F \$2,548 G \$2,791 H \$3,051 I \$3,456 J \$3,943 L1 \$2,969 L2 \$3,293
		Dimensions	D	W	H																																																														
		Overall	30 ½	28	41																																																														
		Seat	19 ½	21	17																																																														
		Arm			25																																																														
		Overall Upholstery	Shipping																																																																
		COM Ydg	3	Ctn Wt	47																																																														
		COL Sq Ft	60	Cu Ft	24																																																														
		Extreme Back & Arm																																																																	
		COM Ydg	1 ¾																																																																
COL Sq Ft	35																																																																		
Interior Back & Arm																																																																			
COM Ydg	1																																																																		
COL Sq Ft	20																																																																		
Seat Cushion																																																																			
COM Ydg	¾																																																																		
COL Sq Ft	15																																																																		
Ottoman Crossover Lounge - Wood Leg  	AW6004WL <ul style="list-style-type: none"><li>maple wood leg</li><li>specify upholstery on apron separately from upholstery on seat</li></ul>	<table><tr><th>Dimensions</th><th>D</th><th>W</th><th>H</th></tr><tr><td>Overall</td><td>19</td><td>26 ½</td><td>17 ¼</td></tr><tr><td>Seat</td><td>19 ½</td><td>26 ½</td><td>17</td></tr><tr><th>Overall Upholstery</th><th colspan="3">Shipping</th></tr><tr><td>COM Ydg</td><td>1 ½</td><td>Ctn Wt</td><td>26</td></tr><tr><td>COL Sq Ft</td><td>27</td><td>Cu Ft</td><td>7</td></tr><tr><th>Apron Upholstery</th><th colspan="3"></th></tr><tr><td>COM Ydg</td><td>1</td><td></td><td></td></tr><tr><td>COL Sq Ft</td><td>18</td><td></td><td></td></tr><tr><th>Seat Cushion Upholstery</th><th colspan="3"></th></tr><tr><td>COM Ydg</td><td>1</td><td></td><td></td></tr><tr><td>COL Sq Ft</td><td>18</td><td></td><td></td></tr></table>	Dimensions	D	W	H	Overall	19	26 ½	17 ¼	Seat	19 ½	26 ½	17	Overall Upholstery	Shipping			COM Ydg	1 ½	Ctn Wt	26	COL Sq Ft	27	Cu Ft	7	Apron Upholstery				COM Ydg	1			COL Sq Ft	18			Seat Cushion Upholstery				COM Ydg	1			COL Sq Ft	18			COM \$1,213 A \$1,229 B \$1,262 COL/C \$1,318 D \$1,390 E \$1,465 F \$1,578 G \$1,699 H \$1,830 I \$2,032 J \$2,276 L1 \$1,724 L2 \$1,870																
		Dimensions	D	W	H																																																														
		Overall	19	26 ½	17 ¼																																																														
		Seat	19 ½	26 ½	17																																																														
		Overall Upholstery	Shipping																																																																
		COM Ydg	1 ½	Ctn Wt	26																																																														
		COL Sq Ft	27	Cu Ft	7																																																														
		Apron Upholstery																																																																	
		COM Ydg	1																																																																
		COL Sq Ft	18																																																																
Seat Cushion Upholstery																																																																			
COM Ydg	1																																																																		
COL Sq Ft	18																																																																		

**To Order, Specify:**

- ① Model Number
- ② Fabric Selection - vendor, pattern and color
  - a.) Extreme Back & Arm
  - b.) Interior Back & Arm
  - c.) Apron (Ottoman)
  - d.) Seat Cushion

Visit [www.jsifurniture.com/finishes-and-materials/textiles](http://www.jsifurniture.com/finishes-and-materials/textiles) for our textiles program. See selection of standard and graded in manufacturers and patterns.

- ③ Wood Leg Finish - [see Wood Leg Finish](#)

**Specifications****Crossover**

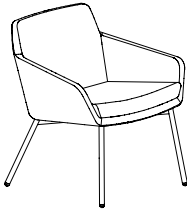
- Compound curved plywood shell construction, arms attached with custom hardwood supports.
- Wood leg frame made of high grade exterior solid lumber using mortise and tenon and dowel construction. Nail in metal glides standard.
- Leg frame fasten to the shell with pre-bored fastening wood screws.
- Seat cushion thickness 2 ½".
- Back cushion tapered thickness - 1" tapered to 2" (top to bottom).


**Ottoman**

- Seat has curved plywood shell construction.
- Wood leg frame made of high grade exterior solid lumber using mortise and tenon and dowel construction. Nail in metal glides standard.
- Upholstery is tailor sewn over multi-density high resilience polyurethane foam.
- Seat cushion thickness 3 ½"

Arwyn

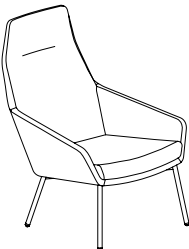
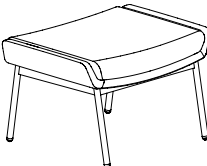
C  
O  
K  
C  
0  
0  
2  
0  
5

Description	Model	Specifications	List Price Per Grade
Guest Chair - Metal Leg 	<b>AW6000ML</b> <ul style="list-style-type: none"><li>metal legs available in JSI standard finishes, chrome (CHR) available; specify and add \$489 list</li><li>specify upholstery on extreme back/arm separately from upholstery on interior back/arm and separately from seat cushions</li><li>upholstery pattern selected for the extreme outside of the chair and the interior must be the same, different colorways can be specified; seat upholstery can be different pattern</li></ul>	<b>Dimensions</b>	COM \$1,697
		Overall 28 26 32	A \$1,721
		Seat 18 19 18½	B \$1,770
		Arm 26½	COL/C \$1,856
		<b>Overall Upholstery</b>	D \$1,965
		COM Ydg 2¼ Ctn Wt 39	E \$2,075
		COL Sq Ft 45 Cu Ft 17	F \$2,245
		<b>Extreme Back &amp; Arm</b>	G \$2,428
		COM Ydg 1¼	H \$2,622
		COL Sq Ft 25	I \$2,926
		<b>Interior Back &amp; Arm</b>	J \$3,292
		COM Ydg 1	L1 \$2,561
		COL Sq Ft 20	L2 \$2,805
		<b>Seat Cushion</b>	
		COM Ydg ¾	
		COL Sq Ft 15	

Mid Back Crossover Lounge - Metal Leg 	<b>AW6001ML</b> <ul style="list-style-type: none"><li>metal legs available in JSI standard finishes, chrome (CHR) available; specify and add \$539 list</li><li>specify upholstery on extreme back/arm separately from upholstery on interior back/arm and separately from seat cushions</li><li>upholstery pattern selected for the extreme outside of the chair and the interior must be the same, different colorways can be specified; seat upholstery can be different pattern</li></ul>	<b>Dimensions</b>	COM \$1,881
		Overall 30½ 28 33	A \$1,913
		Seat 19½ 21 17	B \$1,972
		Arm 26½	COL/C \$2,075
		<b>Overall Upholstery</b>	D \$2,209
		COM Ydg 2¾ Ctn Wt 42	E \$2,344
		COL Sq Ft 55 Cu Ft 20	F \$2,551
		<b>Extreme Back &amp; Arm</b>	G \$2,774
		COM Ydg 1¾	H \$3,012
		COL Sq Ft 35	I \$3,384
		<b>Interior Back &amp; Arm</b>	J \$3,830
		COM Ydg 1	L1 \$2,938
		COL Sq Ft 20	L2 \$3,235
		<b>Seat Cushion</b>	
		COM Ydg ¾	
		COL Sq Ft 15	

ARWYN



Description	① Model	Specifications				List Price Per Grade	
High Back Crossover Lounge - Metal Leg 	AW6005ML <ul style="list-style-type: none"><li>metal legs available in JSI standard finishes, chrome (CHR) available; specify and add \$539 list</li><li>specify upholstery on extreme back/arm separately from upholstery on interior back/arm and separately from seat cushions</li><li>upholstery pattern selected for the extreme outside of the chair and the interior must be the same, different colorways can be specified; seat upholstery can be different pattern</li></ul>	Dimensions	D	W	H	COM	\$1,915
		Overall	30 ½	28	41	A	\$1,948
		Seat	19 ½	21	17	B	\$2,014
		Arm			25	COL/C	\$2,126
		Overall Upholstery	Shipping			D	\$2,273
		COM Ydg	3	Ctn Wt	47	E	\$2,418
		COL Sq Ft	60	Cu Ft	24	F	\$2,645
		Extreme Back & Arm				G	\$2,888
		COM Ydg	1 ¾			H	\$3,149
		COL Sq Ft	35			I	\$3,554
		Interior Back & Arm				J	\$4,042
		COM Ydg	1			L1	\$3,067
		COL Sq Ft	20			L2	\$3,392
Seat Cushion							
COM Ydg	¾						
COL Sq Ft	15						
Ottoman Crossover Lounge - Metal Leg 	AW6004ML <ul style="list-style-type: none"><li>metal legs available in JSI standard finishes, chrome (CHR) available; specify and add \$512 list</li><li>specify upholstery on apron separately from upholstery on seat</li></ul>	Dimensions	D	W	H	COM	\$1,329
		Overall	19	26 ½	17 ¼	A	\$1,344
		Seat	19 ½	26 ½	17	B	\$1,377
		Overall Upholstery	Shipping			COL/C	\$1,433
		COM Ydg	1 ½	Ctn Wt	26	D	\$1,507
		COL Sq Ft	27	Cu Ft	7	E	\$1,581
		Apron				F	\$1,694
		COM Ydg	1			G	\$1,815
		COL Sq Ft	18			H	\$1,945
		Seat Cushion				I	\$2,148
		COM Ydg	1			J	\$2,392
		COL Sq Ft	18			L1	\$1,840
						L2	\$1,986

**To Order, Specify:****① Model Number****② Fabric Selection - vendor, pattern and color**

- a.) Extreme Back & Arm
- b.) Interior Back & Arm
- c.) Apron (Ottoman)
- d.) Seat Cushion

Visit [www.jsifurniture.com/finishes-and-materials/textiles](http://www.jsifurniture.com/finishes-and-materials/textiles) for our textiles program. See selection of standard and graded in manufacturers and patterns.

**③ Metal Leg Option**


- a.) Metal Finish - [See Metal Leg Option](#)


**Specifications****Crossover**

- Compound curved plywood shell construction, arms attached with custom hardwood supports.
- Metal leg frame with 7/8" dia. legs. Legs have metal foot with domed nylon glide and ½" adjustment range.
- Upholstery is tailor sewn over multi-density high resilience polyurethane foam.
- Seat cushion thickness 2 ½".
- Back cushion tapered thickness - 1" tapered to 2" (top to bottom).

**Ottoman**

- Seat has curved plywood shell construction.
- Metal leg frame with 7/8" diameter legs. Legs have metal foot with domed nylon glide and ½" adjustment range.
- Upholstery is tailor sewn over multi-density high resilience polyurethane foam.
- Seat cushion thickness 3 ½"

Description	① Model	Specifications				List Price Per Grade
Swivel Guest Chair with 4 Star Base 	<b>AW6000B</b> <ul style="list-style-type: none"><li>· four star 28" diameter base, always polished aluminum</li><li>· swivel base offers limited tilt, stationary height with self-returning mechanism</li><li>· specify upholstery on extreme back/arm separately from upholstery on interior back/arm and separately from seat cushions</li><li>· upholstery pattern selected for the extreme outside of the chair and the interior must be the same, different colorways can be specified; seat upholstery can be different pattern</li></ul>	Dimensions	D	W	H	COM \$1,603
		Overall	28	26	32	A \$1,627
		Seat	18	19	17	B \$1,676
		Arm			26½	COL/C \$1,761
		Overall Upholstery		Shipping		D \$1,872
		COM Ydg	2 ¼	Ctn Wt	39	E \$1,982
		COL Sq Ft	45	Cu Ft	17	F \$2,151
		Extreme Back & Arm				G \$2,334
		COM Ydg	1 ¼			H \$2,528
		COL Sq Ft	25			I \$2,833
		Interior Back & Arm				J \$3,198
		COM Ydg	1			L1 \$2,467
		COL Sq Ft	20			L2 \$2,711
		Seat Cushion				
		COM Ydg	¾			
		COL Sq Ft	15			

Mid Back Crossover Lounge with 4 Star Base 	<b>AW6001B</b> <ul style="list-style-type: none"><li>· four star 32" diameter base, always polished aluminum</li><li>· swivel base offers limited tilt, stationary height with self-returning mechanism</li><li>· specify upholstery on extreme back/arm separately from upholstery on interior back/arm and separately from seat cushions</li><li>· upholstery pattern selected for the extreme outside of the chair and the interior must be the same, different colorways can be specified; seat upholstery can be different pattern</li></ul>	Dimensions	D	W	H	COM \$1,772
		Overall	30 ½	28	33	A \$1,802
		Seat	19 ½	21	17	B \$1,861
		Arm			25	COL/C \$1,965
		Overall Upholstery		Shipping		D \$2,100
		COM Ydg	2 ¾	Ctn Wt	42	E \$2,234
		COL Sq Ft	55	Cu Ft	20	F \$2,441
		Extreme Back & Arm				G \$2,664
		COM Ydg	1 ¾			H \$2,902
		COL Sq Ft	35			I \$3,275
		Interior Back & Arm				J \$3,720
		COM Ydg	1			L1 \$2,828
		COL Sq Ft	20			L2 \$3,126
		Seat Cushion				
		COM Ydg	¾			
		COL Sq Ft	15			

Description	① Model	Specifications	List Price Per Grade																																																																
High Back Crossover Lounge with 4 Star Base	AW6005B <ul style="list-style-type: none"><li>four star 32" diameter base, always polished aluminum</li><li>swivel base offers limited tilt, stationary height with self-returning mechanism</li><li>specify upholstery on extreme back/arm separately from upholstery on interior back/arm and separately from seat cushions</li><li>upholstery pattern selected for the extreme outside of the chair and the interior must be the same, different colorways can be specified; seat upholstery can be different pattern</li></ul>	<table><tr><th>Dimensions</th><th>D</th><th>W</th><th>H</th></tr><tr><td>Overall</td><td>30 ½</td><td>28</td><td>41</td></tr><tr><td>Seat</td><td>19 ½</td><td>21</td><td>17</td></tr><tr><td>Arm</td><td></td><td></td><td>25</td></tr><tr><th colspan="2">Overall Upholstery</th><th colspan="2">Shipping</th></tr><tr><td>COM Ydg</td><td>3</td><td>Ctn Wt</td><td>47</td></tr><tr><td>COL Sq Ft</td><td>60</td><td>Cu Ft</td><td>24</td></tr><tr><th colspan="4">Extreme Back &amp; Arm</th></tr><tr><td>COM Ydg</td><td>1 ¾</td><td></td><td></td></tr><tr><td>COL Sq Ft</td><td>35</td><td></td><td></td></tr><tr><th colspan="4">Interior Back &amp; Arm</th></tr><tr><td>COM Ydg</td><td>1</td><td></td><td></td></tr><tr><td>COL Sq Ft</td><td>20</td><td></td><td></td></tr><tr><th colspan="4">Seat Cushion</th></tr><tr><td>COM Ydg</td><td>¾</td><td></td><td></td></tr><tr><td>COL Sq Ft</td><td>15</td><td></td><td></td></tr></table>	Dimensions	D	W	H	Overall	30 ½	28	41	Seat	19 ½	21	17	Arm			25	Overall Upholstery		Shipping		COM Ydg	3	Ctn Wt	47	COL Sq Ft	60	Cu Ft	24	Extreme Back & Arm				COM Ydg	1 ¾			COL Sq Ft	35			Interior Back & Arm				COM Ydg	1			COL Sq Ft	20			Seat Cushion				COM Ydg	¾			COL Sq Ft	15			COM \$1,848 A \$1,880 B \$1,945 COL/C \$2,059 D \$2,205 E \$2,351 F \$2,577 G \$2,820 H \$3,082 I \$3,487 J \$3,973 L1 \$3,000 L2 \$3,325
		Dimensions	D	W	H																																																														
		Overall	30 ½	28	41																																																														
		Seat	19 ½	21	17																																																														
		Arm			25																																																														
		Overall Upholstery		Shipping																																																															
		COM Ydg	3	Ctn Wt	47																																																														
		COL Sq Ft	60	Cu Ft	24																																																														
		Extreme Back & Arm																																																																	
		COM Ydg	1 ¾																																																																
		COL Sq Ft	35																																																																
		Interior Back & Arm																																																																	
COM Ydg	1																																																																		
COL Sq Ft	20																																																																		
Seat Cushion																																																																			
COM Ydg	¾																																																																		
COL Sq Ft	15																																																																		
Ottoman Crossover Lounge - 4 Star Base	AW6004B <ul style="list-style-type: none"><li>four star 28" diameter base, always polished aluminum</li><li>specify upholstery on apron separately from upholstery on seat</li></ul>	<table><tr><th>Dimensions</th><th>D</th><th>W</th><th>H</th></tr><tr><td>Overall</td><td>19</td><td>26 ½</td><td>17 ¼</td></tr><tr><td>Seat</td><td>19 ½</td><td>26 ½</td><td>17</td></tr><tr><th colspan="2">Overall Upholstery</th><th colspan="2">Shipping</th></tr><tr><td>COM Ydg</td><td>1 ½</td><td>Ctn Wt</td><td>26</td></tr><tr><td>COL Sq Ft</td><td>27</td><td>Cu Ft</td><td>7</td></tr><tr><th colspan="4">Apron</th></tr><tr><td>COM Ydg</td><td>1</td><td></td><td></td></tr><tr><td>COL Sq Ft</td><td>18</td><td></td><td></td></tr><tr><th colspan="4">Seat Cushion</th></tr><tr><td>COM Ydg</td><td>1</td><td></td><td></td></tr><tr><td>COL Sq Ft</td><td>18</td><td></td><td></td></tr></table>	Dimensions	D	W	H	Overall	19	26 ½	17 ¼	Seat	19 ½	26 ½	17	Overall Upholstery		Shipping		COM Ydg	1 ½	Ctn Wt	26	COL Sq Ft	27	Cu Ft	7	Apron				COM Ydg	1			COL Sq Ft	18			Seat Cushion				COM Ydg	1			COL Sq Ft	18			COM \$1,188 A \$1,206 B \$1,239 COL/C \$1,294 D \$1,367 E \$1,442 F \$1,555 G \$1,675 H \$1,807 I \$2,008 J \$2,252 L1 \$1,700 L2 \$1,848																
		Dimensions	D	W	H																																																														
		Overall	19	26 ½	17 ¼																																																														
		Seat	19 ½	26 ½	17																																																														
		Overall Upholstery		Shipping																																																															
		COM Ydg	1 ½	Ctn Wt	26																																																														
		COL Sq Ft	27	Cu Ft	7																																																														
		Apron																																																																	
		COM Ydg	1																																																																
		COL Sq Ft	18																																																																
		Seat Cushion																																																																	
		COM Ydg	1																																																																
COL Sq Ft	18																																																																		

**To Order, Specify:**

- ① Model Number
- ② Fabric Selection - vendor, pattern and color
  - a.) Extreme Back & Arm
  - b.) Interior Back & Arm
  - c.) Apron (Ottoman)
  - d.) Seat Cushion

Visit [www.jsifurniture.com/finishes-and-materials/textiles](http://www.jsifurniture.com/finishes-and-materials/textiles) for our textiles program. See selection of standard and graded in manufacturers and patterns.


**Specifications**

**Crossover**

- Compound curved plywood shell construction, arms attached with custom hardwood supports.
- Control mechanism features forward and back limited tilt with fixed height cylinder with auto return.
- 4 Star aluminum base with fixed nylon glides.
- Upholstery is tailor sewn over multi-density high resilience polyurethane foam.
- Seat cushion thickness 2 ½".
- Back cushion tapered thickness - 1" tapered to 2" (top to bottom).

**Ottoman**

- Seat has curved plywood shell construction.
- Ottoman has fixed height control and cylinder with auto return.
- 4 Star aluminum base with fixed nylon glides.
- Upholstery is tailor sewn over multi-density high resilience polyurethane foam.
- Seat cushion thickness 3 ½"

Description	1 Model	Specifications				List Price Per Grade
<div>Swivel Guest Chair with 5 Star Base</div> 	<b>AW6000C</b> <ul style="list-style-type: none"><li>· specify upholstery on extreme back/arm separately from upholstery on interior back/arm and separately from seat cushions</li><li>· upholstery pattern selected for the extreme outside of the chair and the interior must be the same, different colorways can be specified; seat upholstery can be different pattern</li><li>· five star 26" diameter base with casters, always polished aluminum</li><li>· standard black (BLK) casters, specify optional premium polished trim grey dual wheel soft urethane (PPG) and add \$366 list</li><li>· swivel base offers limited tilt, height adjustment</li><li>· overall height range is 32 - 35 ½</li><li>· seat height range is 17 - 18 ½ - 22</li><li>· arm height range is 17 - 26 ½ - 30</li></ul>	Dimensions	D	W	H	COM \$1,578
		Overall	28	26	32	A \$1,603
		Seat	18	19	18 ½	B \$1,652
		Arm			26 ½	COL/C \$1,738
		Overall Upholstery		Shipping		D \$1,848
		COM Ydg	2 ¼	Ctn Wt	42	E \$1,957
		COL Sq Ft	45	Cu Ft	17	F \$2,126
		Extreme Back & Arm				G \$2,309
		COM Ydg	1 ¼			H \$2,504
		COL Sq Ft	25			I \$2,808
		Interior Back & Arm				J \$3,174
		COM Ydg	1			L1 \$2,442
		COL Sq Ft	20			L2 \$2,686
		Seat Cushion				
		COM Ydg	¾			
		COL Sq Ft	15			

To Order, Specify:

- 1 Model Number
- 2 Fabric Selection - vendor, pattern and color
- a.) Extreme Back & Arm
- b.) Interior Back & Arm
- c.) Seat Cushion
- Visit [www.jsifurniture.com/finishes-and-materials/textiles](http://www.jsifurniture.com/finishes-and-materials/textiles) for our textiles program. See selection of standard and graded in manufacturers and patterns.
- 3 Optional Premium Polished Trim Grey Dual Wheel Soft Urethane Casters - add \$366

Specifications

- Compound curved plywood shell construction, arms attached with custom hardwood supports.
- Control mechanism features forward and back limited with height adjustable cylinder.
- 5 Star aluminum base with casters.
- Upholstery is tailor sewn over multi-density high resilience polyurethane foam.
- Seat cushion thickness 2 ½".
- Back cushion tapered thickness - 1" tapered to 2" (top to bottom).

## Arwyn Occasional Tables Order Check List:



## Specify:

- ☐ 1. Model Number
- ☐ 2. Top Material
- a.) Veneer
- 1.) Wood Finish
- b.) Laminate
- 1.) Laminate Color
- c.) Solid Surface
- 1.) Solid Surface Color - Black Onyx Mirage (ONX), Designer White (DWH), Hot Stone (HST) or Soothing Grey (SOG)
- d.) Glass
- 1.) Glass Color - Black Back Painted Matte (MBB) or White Back Painted (WBP)
- ☐ 3. Leg Finish
- a.) Wood Note: when wood top is selected, leg finish defaults to match
- b.) Metal

## Example:

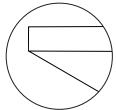
AMV1616-19SQML | MCH | SNK  
(model #) | (wood finish) | (metal leg color)

## 1. Model Number

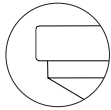
## Solid Surface

ONX Black Onyx Mirage HST Hot Stone  
DWH Designer White SOG Soothing Grey

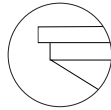
## 2. Top Material Selection:



Veneer



Solid Surface



Glass

## Glass

MBB Black Back Painted Matte WBP White Back Painted

## 3. Leg Finish:

## Wood Finish:

BAR	Barrel	MCH	Mocha
BRK	Brickdust	OBK	Outback
BUF	Buff	PIL	Pilsner
CSK	Cask	PIN	Pinnacle Walnut
CND	Cinder	RAV	Raven
CLY	Clay	RYE	Rye
EGR	Egret	SAB	Sable
FAW	Fawn	SAD	Saddle
FLX	Flax	SIE	Sienna
FLN	Flint	TRF	Truffle
FLO	Florence Walnut	UMB	Umber
LOF	Loft	VAL	Valley
MES	Mesa	WLH	Walnut Heights
MIN	Mineral		

## Metal:

ABZ	Aged Bronze	PEW	Pewter
ASL	Arctic Silver	SBZ	Soft Bronze
GLD	Gold	SNK	Soft Nickel
MBK	Matte Black	CHR	Chrome (upcharge applies)

## ESS Essentials Veneer

BRK	Brickdust	MIN	Mineral
CSK	Cask	MCH	Mocha
CLY	Clay	OBK	Outback
FAW	Fawn	PIL	Pilsner
FLX	Flax	SIE	Sienna
FLN	Flint	TRF	Truffle
LOF	Loft	UMB	Umber
MES	Mesa	VAL	Valley

## ART Artisan Veneer

BAR	Barrel	RAV	Raven
BUF	Buff	RYE	Rye
CND	Cinder	SAB	Sable
EGR	Egret	SAD	Saddle

## TFL - HPL Wood Grain Pattern Laminates

BEL	Belair	MIN	Mineral
BRK	Brickdust	MCH	Mocha
CSK	Cask	OBK	Outback
CLY	Clay	PIL	Pilsner
EGR	Egret	PIN	Pinnacle Walnut
FAW	Fawn	UMB	Umber
FLN	Flint	VAL	Valley
FLO	Florence Walnut	WLH	Walnut Heights
LOF	Loft	WEA	Weathered Ash
MES	Mesa		

## TFL - HPL Solid Laminates

ALB	Alabaster	SHD	Shadow
BLK	Black	SLG	Slate Grey
BBL	Bridal Blanco	ZEN	Zen Grey
DWH	Designer White		

Description	D	W	H	CTN WT	CU FT	❶ Model	HPL Laminate Essentials Veneer List Price	Artisan Veneer List Price	Solid Surface List Price	Glass List Price
Round Side Table - Wood Legs	18	18	19	20	5	AWV0018-19RDWL	\$1,350	\$1,375	\$1,671	\$1,752



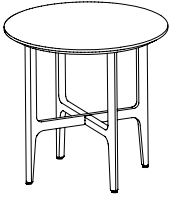
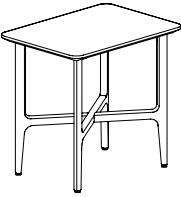

- maple wood legs
- solid surface top available in JSI standard colors
- glass surface available in white back painted (WBP) or black back painted matte (MBB)

Square Side Table - Wood Legs	16	16	19	20	4	AWV1616-19SQWL	\$1,352	\$1,377	\$1,611	\$1,685
----------------------------------	----	----	----	----	---	----------------	---------	---------	---------	---------



- maple wood legs
- solid surface top available in JSI standard colors
- glass surface available in white back painted (WBP) or black back painted matte (MBB)

C  
O  
K  
C  
0  
0  
2  
0  
5

Description	D	W	H	CTN WT	CU FT	① Model	HPL Laminate Essentials Veneer List Price	Artisan Veneer List Price	Solid Surface List Price	Glass List Price
<b>Round End Table - Wood Legs</b>  <ul style="list-style-type: none"> <li>maple wood legs</li> <li>solid surface top available in JSI standard colors</li> <li>glass surface available in white back painted (WBP) or black back painted matte (MBB)</li> </ul>	22	22	21	25	8	AWV0022-21RDWL	\$1,400	\$1,424	\$1,868	\$1,972
<b>Rectangular End Table - Wood Legs</b>  <ul style="list-style-type: none"> <li>maple wood legs</li> <li>solid surface top available in JSI standard colors</li> <li>glass surface available in white back painted (WBP) or black back painted matte (MBB)</li> </ul>	22	16	21	25	6	AWV1622-21TTWL	\$1,408	\$1,432	\$1,753	\$1,840
<b>Square End Table - Wood Legs</b>  <ul style="list-style-type: none"> <li>maple wood legs</li> <li>solid surface top available in JSI standard colors</li> <li>glass surface available in white back painted (WBP) or black back painted matte (MBB)</li> </ul>	20	20	21	26	6	AWV2020-21SQWL	\$1,446	\$1,507	\$1,840	\$1,917

**To Order, Specify:**

- ① Model Number
- ② Top Material
  - a.) Veneer
    - 1.) Wood Finish
  - b.) Laminate
  - c.) Solid Surface
    - 1.) Black Onyx Mirage (ONX), Designer White (DWH), Hot Stone (HST) or Soothing Grey (SOG)
  - d.) Glass
    - 1.) Black Back Painted Matte (MBB) or White Back Painted (WBP)
- ③ Leg Finish
  - a.) Wood Finish - [see Wood Leg Finish](#)

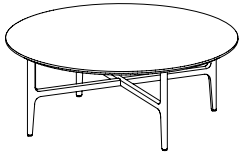
**Note:** when wood top is selected, leg finish defaults to match

**Specifications**

- Solid Maple hardwood table base with tenon and lap joint construction. Concealed metal X-brace for joint reinforcement.
- Nail in metal glides standard.



Description	D	W	H	CTN WT	CU FT	① Model	HPL Laminate Essentials Veneer List Price	Artisan Veneer List Price	Solid Surface List Price	Glass List Price
Round Coffee Table - Wood Legs	42	42	16	55	20	AWV0042-16RDWL	\$1,743	\$1,806	\$3,408	\$3,804
	36	36	16	44	15	AWV0036-16RDWL	\$1,667	\$1,703	\$2,887	\$3,249



- maple wood legs
- solid surface top available in JSI standard colors
- glass surface available in white back painted (WBP) or black back painted matte (MBB)

Rectangular Coffee Table - Wood Legs	24	48	16	50	14	AWV2448-16TTWL	\$1,717	\$1,755	\$2,815	\$2,815
---	----	----	----	----	----	----------------	---------	---------	---------	---------



- maple wood legs
- solid surface top available in JSI standard colors
- glass surface available in white back painted (WBP) or black back painted matte (MBB)

Square Coffee Table - Wood Legs	42	42	16	68	20	AWV4242-16SQWL	\$1,880	\$1,942	\$3,519	\$3,946
	36	36	16	54	15	AWV3636-16SQWL	\$1,765	\$1,808	\$2,997	\$3,255



- maple wood legs
- solid surface top available in JSI standard colors
- glass surface available in white back painted (WBP) or black back painted matte (MBB)

**To Order, Specify:****① Model Number****② Top Material**

## a.) Veneer

1.) Wood Finish

## b.) Laminate

## c.) Solid Surface

1.) Black Onyx Mirage (ONX), Designer White (DWH),  
Hot Stone (HST) or Soothing Grey (SOG)


## d.) Glass

1.) Black Back Painted Matte (MBB) or  
White Back Painted (WBP)**③ Leg Finish**a.) Wood Finish - [see Wood Leg Finish](#)**Specifications**

- Solid Maple hardwood table base with tenon and lap joint construction. Concealed metal X-brace for joint reinforcement.
- Nail in metal glides standard.


**Note:** when wood top is selected, leg finish defaults to match

Description	D	W	H	CTN WT	CU FT	❶ Model	HPL Laminate Essentials Veneer List Price	Artisan Veneer List Price	Solid Surface List Price	Glass List Price
Round Side Table - Metal Legs	18	18	19	20	5	AWV0018-19RDML	\$1,382	\$1,407	\$1,702	\$1,784



- metal legs available in JSI standard finishes, chrome (CHR) available; specify and add \$217 list
- solid surface top available in JSI standard colors
- glass surface available in white back painted (WBP) or black back painted matte (MBB)

Square Side Table - Metal Legs	16	16	19	21	4	AWV1616-19SQML	\$1,583	\$1,608	\$1,842	\$1,915
-----------------------------------	----	----	----	----	---	----------------	---------	---------	---------	---------



- metal legs available in JSI standard finishes, chrome (CHR) available; specify and add \$264 list
- solid surface top available in JSI standard colors
- glass surface available in white back painted (WBP) or black back painted matte (MBB)

**To Order, Specify:****❶ Model Number****❷ Material**

## a.) Veneer

1.) Wood Finish

## b.) Laminate

## c.) Solid Surface

1.) Black Onyx Mirage (ONX), Designer White (DWH),  
Hot Stone (HST) or Soothing Grey (SOG)

## d.) Glass

1.) Black Back Painted Matte (MBB) or  
White Back Painted (WBP)**❸ Metal Leg Option**a.) Metal Finish - [See Metal Leg Option](#)**Specifications**

- Metal leg frame with 7/8" dia. legs with fabricated metal stretchers.
- Legs have metal foot with nylon glide and 1/2" adjustment range.

Arwyn

Description	D	W	H	CTN WT	CU FT	❶ Model	HPL Laminate Essentials Veneer List Price	Artisan Veneer List Price	Solid Surface List Price	Glass List Price
Round End Table - Metal Legs	22	22	21	26	8	AWV0022-21RDML	\$1,615	\$1,640	\$2,083	\$2,187



- metal legs available in JSI standard finishes, chrome (CHR) available; specify and add \$264 list
- solid surface top available in JSI standard colors
- glass surface available in white back painted (WBP) or black back painted matte (MBB)

Rectangular End Table - Metal Legs	22	26	21	26	9	AWV1622-21TTML	\$1,617	\$1,642	\$1,961	\$2,048
---------------------------------------	----	----	----	----	---	----------------	---------	---------	---------	---------



- metal legs available in JSI standard finishes, chrome (CHR) available; specify and add \$264 list
- solid surface top available in JSI standard colors
- glass surface available in white back painted (WBP) or black back painted matte (MBB)

Square End Table - Metal Legs	20	20	21	27	6	AWV2020-21SQML	\$1,588	\$1,650	\$1,983	\$2,060
----------------------------------	----	----	----	----	---	----------------	---------	---------	---------	---------

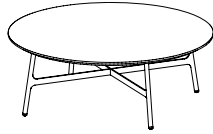


- metal legs available in JSI standard finishes, chrome (CHR) available; specify and add \$264 list
- solid surface top available in JSI standard colors
- glass surface available in white back painted (WBP) or black back painted matte (MBB)

ARWYN

C  
O  
K  
C  
0  
0  
2  
0  
5

Description	D	W	H	CTN WT	CU FT	① Model	HPL Laminate Essentials Veneer List Price	Artisan Veneer List Price	Solid Surface List Price	Glass List Price
Round Coffee Table - Metal Legs	42	42	16	57	20	AWV0042-16RDML	\$1,970	\$2,032	\$3,635	\$4,031
	36	36	16	46	15	AWV0036-16RDML	\$1,770	\$1,808	\$2,991	\$3,352



- metal legs available in JSI standard finishes, chrome (CHR) available; specify and add \$322 list
- solid surface top available in JSI standard colors
- glass surface available in white back painted (WBP) or black back painted matte (MBB)

Rectangular Coffee Table - Metal Legs	24	48	16	52	14	AWV2448-16TTML	\$1,895	\$1,933	\$2,992	\$2,992
--	----	----	----	----	----	----------------	---------	---------	---------	---------



- metal legs available in JSI standard finishes, chrome (CHR) available; specify and add \$322 list
- solid surface top available in JSI standard colors
- glass surface available in white back painted (WBP) or black back painted matte (MBB)

Square Coffee Table - Metal Legs	42	42	16	70	20	AWV4242-16SQML	\$1,978	\$2,039	\$3,618	\$4,572
	36	36	16	55	15	AWV3636-16SQML	\$1,913	\$1,956	\$3,145	\$3,503



- metal legs available in JSI standard finishes, chrome (CHR) available; specify and add \$322 list
- solid surface top available in JSI standard colors
- glass surface available in white back painted (WBP) or black back painted matte (MBB)

**To Order, Specify:**

- ① Model Number
- ② Material
  - a.) Veneer
    - 1.) Wood Finish
  - b.) Laminate
  - c.) Solid Surface
    - 1.) Black Onyx Mirage (ONX), Designer White (DWH), Hot Stone (HST) or Soothing Grey (SOG)
  - d.) Glass
    - 1.) Black Back Painted Matte (MBB) or White Back Painted (WBP)
- ③ Metal Leg Option
  - a.) Metal Finish - [See Metal Leg Option](#)

**Specifications**

- Metal leg frame with 7/8" dia. legs with fabricated metal stretchers.
- Legs have metal foot with nylon glide and 1/2" adjustment range.

**Avalon Order Check List:****Specify:**

- ☐ **1. Model Number**  
☐ **2. Wood Species - Beech (B)**  
☐ **3. Wood Seat Finish/Color**  
☐ **4. Metal Frame Color**  
☐ **5. Fabric Selection - vendor, pattern and color**  
☐ **6. Optional Clear Leg Protectors - add \$26 list per chair for set of 4**

**Example:**

163C (model #)	B (wood species)	BAR (finish)	MBK (metal frame)	MOMENTUM (fabric vendor)	VOX (pattern name)	MYSTIC (pattern color)
-------------------	---------------------	-----------------	----------------------	-----------------------------	-----------------------	---------------------------

**1. Model Number****2. Wood Species - Beech (B)****3. Wood Seat Finish/Color Options:****Beech**

BAR	Barrel	MCH	Mocha
BRK	Brickdust	OBK	Outback
BUF	Buff	PIL	Pilsner
CSK	Cask	PIN	Pinnacle Walnut
CND	Cinder	RAV	Raven
CLY	Clay	RYE	Rye
EGR	Egret	SAB	Sable
FAW	Fawn	SAD	Saddle
FLX	Flax	SIE	Sienna
FLN	Flint	TRF	Truffle
FLO	Florence Walnut	UMB	Umber
LOF	Loft	VAL	Valley
MES	Mesa	WLH	Walnut Heights
MIN	Mineral		

**Paint Color - add \$45 list per item**

BKD	Backdrop	NVL	Novel Lilac
BFX	Black Fox	PPL	Patchwork Plum
BRV	Bravado Red	PGR	Pewter Green
BWH	Bright White	QAL	Queen Anne Lilac
BRF	Broccoflower	RPT	Redend Point
BTT	Butternut	ROS	Rose Tan
CCY	Canyon Clay	SAU	Saucy Gold
CHT	Chatroom	SVP	Silverplate
DEN	Denim	SKS	Skyline Steel
GAL	Gale Force	STM	Storm
GRV	Greek Villa	TRC	Tricorn Black
KGR	Kendal Green	UKH	Universal Khaki
NWH	Nonchalant White	WBL	Windy Blue

**3. Metal Frame Tier/Color:****Tier 1:**

MBK Matte Black

**Tier 2: add \$150 list**

ABZ	Aged Bronze	PEW	Pewter
ASL	Arctic Silver	SBZ	Soft Bronze
BWH	Bright White	SNK	Soft Nickel
GLD	Gold		

**Tier 3: add \$170 list**

BRD	Beige Red (RAL3012)	SAL	Salmon Orange (RAL2012)
CAR	Carmin Red (RAL3002)	SPB	Sapphire Blue (RAL4007)
COP	Copper Brown (RAL8004)	SGR	Signal Green (RAL6032)
HYL	Honey Yellow (RAL1005)	SIG	Signal Orange (RAL2010)
LGR	Leaf Green (RAL6002)	SGY	Silk Grey (RAL7044)
MHB	Mahogany Brown (RAL8016)	SKY	Sky Blue (RAL5015)
MTQ	Mint Turquoise (RAL6033)	TBL	Traffic Blue (RAL5017)
OGR	Olive Green (RAL6003)	TRD	Traffic Red (RAL3020)
PPV	Purple Violet (RAL4007)	TQP	Turquoise Pastel (RAL6034)
QZG	Quartz Grey (RAL7039)	ZYL	Zinc Yellow (RAL1018)

**4. Fabric Selection - Please supply the following:**

Fabric vendor/ Pattern name/ Pattern color

[For a complete list of JSI Standard and Graded-In Textiles click here](#)

**All COM orders must include the following:**

- Vendor's name, pattern name and color
- Sample of the fabric attached to order
- Model numbers of items for fabric application
- Special application instructions (e.g., all stripes will be applied front to back unless specified otherwise)
- Customer and purchase order number

**Ship prepaid COM**


material to:

JSI

Attn: COM Department  
201 East Martin Street  
Receiving B, Dock 71  
Orleans, IN 47452

**Application of fabric:**

Railroaded Up the Roll

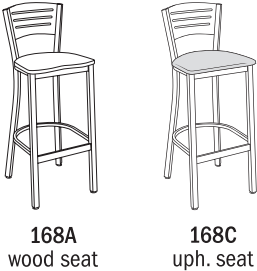
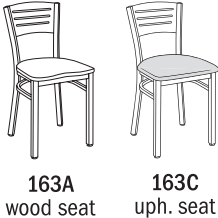
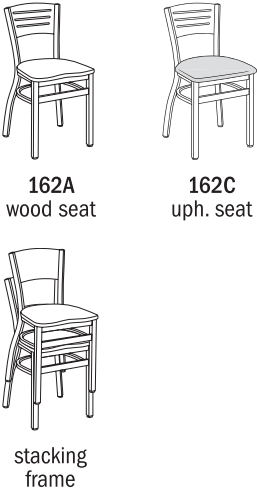







All COM orders will ship at standard lead time from receipt of COM except for orders requiring special custom matched finishes.

Avalon

C  
O  
K  
C  
0  
0  
2  
0  
5

Description	Model	Specifications	List Price Per Grade																								
Armless Stacker	162A Wood Seat 162C Uph. Seat · upholstered seat models not recommended for stacking · stacks five high	<table><tr><th>Dimensions</th><th>D</th><th>W</th><th>H</th></tr><tr><td>Overall</td><td>17</td><td>17</td><td>31 ½</td></tr><tr><td>Seat</td><td>15 ½</td><td>17</td><td>18 ½</td></tr><tr><th>Upholstery</th><th colspan="3">Shipping</th></tr><tr><td>COM Ydg</td><td>¾</td><td>Ctn Wt</td><td>21</td></tr><tr><td>COL Sq Ft</td><td>9</td><td>Cu Ft</td><td>9</td></tr></table>	Dimensions	D	W	H	Overall	17	17	31 ½	Seat	15 ½	17	18 ½	Upholstery	Shipping			COM Ydg	¾	Ctn Wt	21	COL Sq Ft	9	Cu Ft	9	Wood Seat \$493 COM \$507 A \$527 B \$546 COL/C \$583 D \$630 E \$675 F \$747 G \$824 H \$907 I \$1,034 J \$1,188 L1 \$839 L2 \$920
Dimensions	D	W	H																								
Overall	17	17	31 ½																								
Seat	15 ½	17	18 ½																								
Upholstery	Shipping																										
COM Ydg	¾	Ctn Wt	21																								
COL Sq Ft	9	Cu Ft	9																								
Armless	163A Wood Seat 163C Uph. Seat	<table><tr><th>Dimensions</th><th>D</th><th>W</th><th>H</th></tr><tr><td>Overall</td><td>17</td><td>17</td><td>31 ½</td></tr><tr><td>Seat</td><td>15 ½</td><td>17</td><td>18 ½</td></tr><tr><th>Upholstery</th><th colspan="3">Shipping</th></tr><tr><td>COM Ydg</td><td>¾</td><td>Ctn Wt</td><td>21</td></tr><tr><td>COL Sq Ft</td><td>9</td><td>Cu Ft</td><td>9</td></tr></table>	Dimensions	D	W	H	Overall	17	17	31 ½	Seat	15 ½	17	18 ½	Upholstery	Shipping			COM Ydg	¾	Ctn Wt	21	COL Sq Ft	9	Cu Ft	9	Wood Seat \$493 COM \$507 A \$527 B \$546 COL/C \$583 D \$630 E \$675 F \$747 G \$824 H \$907 I \$1,034 J \$1,188 L1 \$839 L2 \$920
Dimensions	D	W	H																								
Overall	17	17	31 ½																								
Seat	15 ½	17	18 ½																								
Upholstery	Shipping																										
COM Ydg	¾	Ctn Wt	21																								
COL Sq Ft	9	Cu Ft	9																								
Barstool	168A Wood Seat 168C Uph. Seat	<table><tr><th>Dimensions</th><th>D</th><th>W</th><th>H</th></tr><tr><td>Overall</td><td>16 ½</td><td>17</td><td>41 ½</td></tr><tr><td>Seat</td><td>15 ½</td><td>17</td><td>31</td></tr><tr><th>Upholstery</th><th colspan="3">Shipping</th></tr><tr><td>COM Ydg</td><td>¾</td><td>Ctn Wt</td><td>28</td></tr><tr><td>COL Sq Ft</td><td>9</td><td>Cu Ft</td><td>13</td></tr></table>	Dimensions	D	W	H	Overall	16 ½	17	41 ½	Seat	15 ½	17	31	Upholstery	Shipping			COM Ydg	¾	Ctn Wt	28	COL Sq Ft	9	Cu Ft	13	Wood Seat \$573 COM \$585 A \$605 B \$626 COL/C \$662 D \$708 E \$756 F \$825 G \$905 H \$986 I \$1,113 J \$1,268 L1 \$918 L2 \$1,000
Dimensions	D	W	H																								
Overall	16 ½	17	41 ½																								
Seat	15 ½	17	31																								
Upholstery	Shipping																										
COM Ydg	¾	Ctn Wt	28																								
COL Sq Ft	9	Cu Ft	13																								



Description	1 Model	Specifications	List Price Per Grade																								
44" h Swivel Barstool	<b>169A Wood Seat</b> <b>169C Uph. Seat</b> <ul style="list-style-type: none"> <li>360° swivel</li> <li>optional self-centering swivel plate - no upcharge, please specify when ordering</li> </ul>	<table> <tr> <th>Dimensions</th><th>D</th><th>W</th><th>H</th></tr> <tr> <td>Overall</td><td>20</td><td>18</td><td>44</td></tr> <tr> <td>Seat</td><td>15 ½</td><td>17</td><td>31</td></tr> <tr> <th>Upholstery</th><th colspan="3">Shipping</th></tr> <tr> <td>COM Ydg</td><td>¾</td><td>Ctn Wt</td><td>31</td></tr> <tr> <td>COL Sq Ft</td><td>9</td><td>Cu Ft</td><td>13</td></tr> </table>	Dimensions	D	W	H	Overall	20	18	44	Seat	15 ½	17	31	Upholstery	Shipping			COM Ydg	¾	Ctn Wt	31	COL Sq Ft	9	Cu Ft	13	Wood Seat \$734 COM \$743 A \$763 B \$785 COL/C \$817 D \$867 E \$912 F \$984 G \$1,060 H \$1,142 I \$1,273 J \$1,425 L1 \$1,075 L2 \$1,160
Dimensions	D	W	H																								
Overall	20	18	44																								
Seat	15 ½	17	31																								
Upholstery	Shipping																										
COM Ydg	¾	Ctn Wt	31																								
COL Sq Ft	9	Cu Ft	13																								
 <b>169A</b> wood seat	 <b>169C</b> uph. seat																										
Armless Stacker	<b>172A Wood Seat</b> <b>172C Uph. Seat</b> <ul style="list-style-type: none"> <li>upholstered seat models not recommended for stacking</li> <li>stacks five high</li> </ul>	<table> <tr> <th>Dimensions</th><th>D</th><th>W</th><th>H</th></tr> <tr> <td>Overall</td><td>17</td><td>17</td><td>31 ½</td></tr> <tr> <td>Seat</td><td>15 ½</td><td>17</td><td>18 ½</td></tr> <tr> <th>Upholstery</th><th colspan="3">Shipping</th></tr> <tr> <td>COM Ydg</td><td>¾</td><td>Ctn Wt</td><td>21</td></tr> <tr> <td>COL Sq Ft</td><td>9</td><td>Cu Ft</td><td>9</td></tr> </table>	Dimensions	D	W	H	Overall	17	17	31 ½	Seat	15 ½	17	18 ½	Upholstery	Shipping			COM Ydg	¾	Ctn Wt	21	COL Sq Ft	9	Cu Ft	9	Wood Seat \$493 COM \$507 A \$527 B \$546 COL/C \$583 D \$630 E \$675 F \$747 G \$824 H \$907 I \$1,034 J \$1,188 L1 \$839 L2 \$920
Dimensions	D	W	H																								
Overall	17	17	31 ½																								
Seat	15 ½	17	18 ½																								
Upholstery	Shipping																										
COM Ydg	¾	Ctn Wt	21																								
COL Sq Ft	9	Cu Ft	9																								
 <b>172A</b> wood seat	 <b>172C</b> uph. seat																										
 stacking frame																											

**To Order, Specify:**

- 1 Model Number
- 2 Wood Species - Beech (B)
- 3 Wood Seat Finish/Color [See Wood Seat Finish/Color Options](#)
- 4 Metal Frame Color [See Metal Frame Color Options](#)
- 5 Fabric Selection - vendor, pattern and color  
Visit [www.jsifurniture.com/finishes-and-materials/textiles](http://www.jsifurniture.com/finishes-and-materials/textiles) for our textiles program. See selection of standard and graded in manufacturers and patterns.
- 6 Optional Clear Leg Protectors - add \$26 list per chair for set of 4







**Specifications**



- Wood species - Beech.
- 18 gauge metal frame.
- Seat is upholstered with 1 ½" polyurethane foam and synthetic sheet webbing for added comfort.
- Standard with 1 ¼" clear K-resin rocker glides.
- Legs 1 ¼" square tube.
- Stretcher rim and seat rim ¾" square tube.



Avalon

C  
O  
K  
C  
0  
0  
2  
0  
5

Description	Model	Specifications	List Price Per Grade																										
Armless  173A wood seat  173C uph. seat	173A Wood Seat 173C Uph. Seat	<table><tr><th>Dimensions</th><th>D</th><th>W</th><th>H</th></tr><tr><td>Overall</td><td>17</td><td>17</td><td>31 ½</td></tr><tr><td>Seat</td><td>15 ½</td><td>17</td><td>18 ½</td></tr><tr><th>Upholstery</th><th colspan="3">Shipping</th></tr><tr><td>COM Ydg</td><td>¾</td><td>Ctn Wt</td><td>21</td></tr><tr><td>COL Sq Ft</td><td>9</td><td>Cu Ft</td><td>9</td></tr></table>	Dimensions	D	W	H	Overall	17	17	31 ½	Seat	15 ½	17	18 ½	Upholstery	Shipping			COM Ydg	¾	Ctn Wt	21	COL Sq Ft	9	Cu Ft	9	Wood Seat \$493 COM \$507 A \$527 B \$546 COL/C \$583 D \$630 E \$675 F \$747 G \$824 H \$907 I \$1,034 J \$1,188 L1 \$839 L2 \$920		
		Dimensions	D	W	H																								
		Overall	17	17	31 ½																								
		Seat	15 ½	17	18 ½																								
		Upholstery	Shipping																										
		COM Ydg	¾	Ctn Wt	21																								
		COL Sq Ft	9	Cu Ft	9																								
		41½" h Barstool  178A wood seat  178C uph. seat	178A Wood Seat 178C Uph. Seat	<table><tr><th>Dimensions</th><th>D</th><th>W</th><th>H</th></tr><tr><td>Overall</td><td>16 ½</td><td>17</td><td>41 ½</td></tr><tr><td>Seat</td><td>15 ½</td><td>17</td><td>31</td></tr><tr><th>Upholstery</th><th colspan="3">Shipping</th></tr><tr><td>COM Ydg</td><td>¾</td><td>Ctn Wt</td><td>28</td></tr><tr><td>COL Sq Ft</td><td>9</td><td>Cu Ft</td><td>13</td></tr></table>	Dimensions	D	W	H	Overall	16 ½	17	41 ½	Seat	15 ½	17	31	Upholstery	Shipping			COM Ydg	¾	Ctn Wt	28	COL Sq Ft	9	Cu Ft	13	Wood Seat \$573 COM \$585 A \$605 B \$626 COL/C \$662 D \$708 E \$756 F \$825 G \$905 H \$986 I \$1,113 J \$1,268 L1 \$918 L2 \$1,000
				Dimensions	D	W	H																						
				Overall	16 ½	17	41 ½																						
Seat	15 ½			17	31																								
Upholstery	Shipping																												
COM Ydg	¾			Ctn Wt	28																								
COL Sq Ft	9			Cu Ft	13																								
44" h Swivel Barstool  179A wood seat  179C uph. seat	179A Wood Seat 179C Uph. Seat • 360° swivel • optional self-centering swivel plate - no upcharge, please specify when ordering			<table><tr><th>Dimensions</th><th>D</th><th>W</th><th>H</th></tr><tr><td>Overall</td><td>20</td><td>18</td><td>44</td></tr><tr><td>Seat</td><td>15 ½</td><td>17</td><td>31</td></tr><tr><th>Upholstery</th><th colspan="3">Shipping</th></tr><tr><td>COM Ydg</td><td>¾</td><td>Ctn Wt</td><td>31</td></tr><tr><td>COL Sq Ft</td><td>9</td><td>Cu Ft</td><td>13</td></tr></table>	Dimensions	D	W	H	Overall	20	18	44	Seat	15 ½	17	31	Upholstery	Shipping			COM Ydg	¾	Ctn Wt	31	COL Sq Ft	9	Cu Ft	13	Wood Seat \$734 COM \$743 A \$763 B \$785 COL/C \$817 D \$867 E \$912 F \$984 G \$1,060 H \$1,142 I \$1,273 J \$1,425 L1 \$1,075 L2 \$1,160
				Dimensions	D	W	H																						
				Overall	20	18	44																						
		Seat	15 ½	17	31																								
		Upholstery	Shipping																										
		COM Ydg	¾	Ctn Wt	31																								
		COL Sq Ft	9	Cu Ft	13																								

Description		① Model	Specifications				List Price Per Grade		
Armless Stacker		<div>182A Wood Seat</div> <div>182C Uph. Seat</div> <div>· upholstered seat models not recommended for stacking</div> <div>· stacks five high</div>	Dimensions		D	W	H	Wood Seat	\$493
			Overall		17	17	31 ½	COM	\$507
			Seat		15 ½	17	18 ½	A	\$527
			Upholstery		Shipping			B	\$546
			COM Ydg		¾	Ctn Wt	21	COL/C	\$583
		COL Sq Ft		9	Cu Ft	9	D	\$630	
							E	\$675	
							F	\$747	
							G	\$824	
							H	\$907	
							I	\$1,034	
							J	\$1,188	
							L1	\$839	
							L2	\$920	

#### To Order, Specify:

- Model Number
- Wood Species - Beech (B)
- Wood Seat Finish/Color [See Wood Seat Finish/Color Options](#)
- Metal Frame Color [See Metal Frame Color Options](#)
- Fabric Selection - vendor, pattern and color  
Visit [www.jsifurniture.com/finishes-and-materials/textiles](http://www.jsifurniture.com/finishes-and-materials/textiles) for our textiles program. See selection of standard and graded in manufacturers and patterns.
- Optional Clear Leg Protectors - add \$26 list per chair for set of 4

#### Specifications

- Wood species - Beech.
- 18 gauge metal frame.
- Seat is upholstered with 1 ½" polyurethane foam and synthetic sheet webbing for added comfort.
- Standard with 1 ¼" clear K-resin rocker glides.
- Legs 1 ¼" square tube.
- Stretcher rim and seat rim ¾" square tube.

Avalon

C  
O  
K  
C  
0  
0  
2  
0  
5

Description	Model	Specifications	List Price Per Grade																								
41½" Barstool	188A Wood Seat 188C Uph. Seat	<table><tr><th>Dimensions</th><th>D</th><th>W</th><th>H</th></tr><tr><td>Overall</td><td>16 ½</td><td>17</td><td>41 ½</td></tr><tr><td>Seat</td><td>15 ½</td><td>17</td><td>31</td></tr><tr><th>Upholstery</th><th colspan="3">Shipping</th></tr><tr><td>COM Ydg</td><td>¾</td><td>Ctn Wt</td><td>28</td></tr><tr><td>COL Sq Ft</td><td>9</td><td>Cu Ft</td><td>13</td></tr></table>	Dimensions	D	W	H	Overall	16 ½	17	41 ½	Seat	15 ½	17	31	Upholstery	Shipping			COM Ydg	¾	Ctn Wt	28	COL Sq Ft	9	Cu Ft	13	Wood Seat \$573 COM \$585 A \$605 B \$626 COL/C \$662 D \$708 E \$756 F \$825 G \$905 H \$986 I \$1,113 J \$1,268 L1 \$918 L2 \$1,000
Dimensions	D	W	H																								
Overall	16 ½	17	41 ½																								
Seat	15 ½	17	31																								
Upholstery	Shipping																										
COM Ydg	¾	Ctn Wt	28																								
COL Sq Ft	9	Cu Ft	13																								
44" Swivel Barstool	189A Wood Seat 189C Uph. Seat · 360° swivel · optional self-centering swivel plate - no upcharge, please specify when ordering	<table><tr><th>Dimensions</th><th>D</th><th>W</th><th>H</th></tr><tr><td>Overall</td><td>20</td><td>18</td><td>44</td></tr><tr><td>Seat</td><td>15 ½</td><td>17</td><td>31</td></tr><tr><th>Upholstery</th><th colspan="3">Shipping</th></tr><tr><td>COM Ydg</td><td>¾</td><td>Ctn Wt</td><td>31</td></tr><tr><td>COL Sq Ft</td><td>9</td><td>Cu Ft</td><td>13</td></tr></table>	Dimensions	D	W	H	Overall	20	18	44	Seat	15 ½	17	31	Upholstery	Shipping			COM Ydg	¾	Ctn Wt	31	COL Sq Ft	9	Cu Ft	13	Wood Seat \$734 COM \$743 A \$763 B \$785 COL/C \$817 D \$867 E \$912 F \$984 G \$1,060 H \$1,142 I \$1,273 J \$1,425 L1 \$1,075 L2 \$1,160
Dimensions	D	W	H																								
Overall	20	18	44																								
Seat	15 ½	17	31																								
Upholstery	Shipping																										
COM Ydg	¾	Ctn Wt	31																								
COL Sq Ft	9	Cu Ft	13																								
Armless Stacker	192A Wood Seat 192C Uph. Seat · upholstered seat models not recommended for stacking · stacks five high	<table><tr><th>Dimensions</th><th>D</th><th>W</th><th>H</th></tr><tr><td>Overall</td><td>17</td><td>17</td><td>31 ½</td></tr><tr><td>Seat</td><td>15 ½</td><td>17</td><td>18 ½</td></tr><tr><th>Upholstery</th><th colspan="3">Shipping</th></tr><tr><td>COM Ydg</td><td>¾</td><td>Ctn Wt</td><td>21</td></tr><tr><td>COL Sq Ft</td><td>9</td><td>Cu Ft</td><td>9</td></tr></table>	Dimensions	D	W	H	Overall	17	17	31 ½	Seat	15 ½	17	18 ½	Upholstery	Shipping			COM Ydg	¾	Ctn Wt	21	COL Sq Ft	9	Cu Ft	9	Wood Seat \$493 COM \$507 A \$527 B \$546 COL/C \$583 D \$630 E \$675 F \$747 G \$824 H \$907 I \$1,034 J \$1,188 L1 \$839 L2 \$920
Dimensions	D	W	H																								
Overall	17	17	31 ½																								
Seat	15 ½	17	18 ½																								
Upholstery	Shipping																										
COM Ydg	¾	Ctn Wt	21																								
COL Sq Ft	9	Cu Ft	9																								

188A wood seat

188C uph. seat





189A wood seat

189C uph. seat

192A wood seat

192C uph. seat

stacking frame

Description	① Model	Specifications				List Price Per Grade	
Armless	193A Wood Seat	Dimensions	D	W	H	Wood Seat	\$493
	193C Uph. Seat	Overall	17	17	31 ½	COM	\$507
		Seat	15 ½	17	18 ½	A	\$527
		Upholstery	Shipping			B	\$546
193A	193C	COM Ydg	¾	Ctn Wt	21	COL/C	\$583
wood seat	uph. seat	COL Sq Ft	9	Cu Ft	9	D	\$630
						E	\$675
						F	\$747
						G	\$824
						H	\$907
						I	\$1,034
						J	\$1,188
						L1	\$839
						L2	\$920
41 ½" h Barstool	198A Wood Seat	Dimensions	D	W	H	Wood Seat	\$573
	198C Uph. Seat	Overall	16 ½	17	41 ½	COM	\$585
		Seat	15 ½	17	31	A	\$605
		Upholstery	Shipping			B	\$626
198A	198C	COM Ydg	¾	Ctn Wt	28	COL/C	\$662
wood seat	uph. seat	COL Sq Ft	9	Cu Ft	13	D	\$708
						E	\$756
						F	\$825
						G	\$905
						H	\$986
						I	\$1,113
						J	\$1,268
						L1	\$918
						L2	\$1,000

**To Order, Specify:**







- ① Model Number
- ② Wood Species - Beech (B)
- ③ Wood Seat Finish/Color [See Wood Seat Finish/Color Options](#)
- ④ Metal Frame Color [See Metal Frame Color Options](#)
- ⑤ Fabric Selection - vendor, pattern and color  
Visit [www.jsifurniture.com/finishes-and-materials/textiles](http://www.jsifurniture.com/finishes-and-materials/textiles) for our textiles program. See selection of standard and graded in manufacturers and patterns.
- ⑥ Optional Clear Leg Protectors - add \$26 list per chair for set of 4

**Specifications**

- Wood species - Beech.
- 18 gauge metal frame.
- Seat is upholstered with 1 ½" polyurethane foam and synthetic sheet webbing for added comfort.
- Standard with 1 ¼" clear K-resin rocker glides.
- Legs 1 ¼" square tube.
- Stretcher rim and seat rim ¾" square tube.

## Avalon

C  
O  
K  
C  
0  
0  
2  
0  
5

Description	Model	Specifications	List Price Per Grade																								
44" h Swivel Barstool	<b>199A Wood Seat</b> <b>199C Uph. Seat</b> <ul style="list-style-type: none"> <li>360° swivel</li> <li>optional self-centering swivel plate - no upcharge, please specify when ordering</li> </ul>	<table> <tr> <th>Dimensions</th><th>D</th><th>W</th><th>H</th></tr> <tr> <td>Overall</td><td>20</td><td>18</td><td>44</td></tr> <tr> <td>Seat</td><td>15 ½</td><td>17</td><td>31</td></tr> <tr> <th>Upholstery</th><th colspan="3">Shipping</th></tr> <tr> <td>COM Ydg</td><td>¾</td><td>Ctn Wt</td><td>31</td></tr> <tr> <td>COL Sq Ft</td><td>9</td><td>Cu Ft</td><td>13</td></tr> </table>	Dimensions	D	W	H	Overall	20	18	44	Seat	15 ½	17	31	Upholstery	Shipping			COM Ydg	¾	Ctn Wt	31	COL Sq Ft	9	Cu Ft	13	Wood Seat \$734 COM \$743 A \$763 B \$785 COL/C \$817 D \$867 E \$912 F \$984 G \$1,060 H \$1,142 I \$1,273 J \$1,425 L1 \$1,075 L2 \$1,160
Dimensions	D	W	H																								
Overall	20	18	44																								
Seat	15 ½	17	31																								
Upholstery	Shipping																										
COM Ydg	¾	Ctn Wt	31																								
COL Sq Ft	9	Cu Ft	13																								
 <b>199A</b> wood seat  <b>199C</b> uph. seat																											
Armless Stacker	<b>202A Wood Seat</b> <b>202B Uph. Back</b> <ul style="list-style-type: none"> <li>optional laser engraved back, specify location and size - see page VIII for details. (A model only)</li> <li>upholstered seat models not recommended for stacking</li> <li>stacks five high</li> </ul>	<table> <tr> <th>Dimensions</th><th>D</th><th>W</th><th>H</th></tr> <tr> <td>Overall</td><td>17</td><td>17</td><td>31 ½</td></tr> <tr> <td>Seat</td><td>15 ½</td><td>17</td><td>18 ½</td></tr> <tr> <th>Upholstery</th><th colspan="3">Shipping</th></tr> <tr> <td>COM Ydg</td><td>¾</td><td>Ctn Wt</td><td>21</td></tr> <tr> <td>COL Sq Ft</td><td>9</td><td>Cu Ft</td><td>9</td></tr> </table>	Dimensions	D	W	H	Overall	17	17	31 ½	Seat	15 ½	17	18 ½	Upholstery	Shipping			COM Ydg	¾	Ctn Wt	21	COL Sq Ft	9	Cu Ft	9	Wood Seat \$481 COM \$527 A \$541 B \$557 COL/C \$581 D \$609 E \$641 F \$690 G \$739 H \$794 I \$880 J \$984 L1 \$749 L2 \$807
Dimensions	D	W	H																								
Overall	17	17	31 ½																								
Seat	15 ½	17	18 ½																								
Upholstery	Shipping																										
COM Ydg	¾	Ctn Wt	21																								
COL Sq Ft	9	Cu Ft	9																								
 <b>202A</b> wood seat  <b>202B</b> uph. back																											
Armless Stacker	<b>202C Uph. Seat</b> <ul style="list-style-type: none"> <li>optional laser engraved back, specify location and size - see page VIII for details.</li> <li>upholstered seat models not recommended for stacking</li> <li>stacks five high</li> </ul>	<table> <tr> <th>Dimensions</th><th>D</th><th>W</th><th>H</th></tr> <tr> <td>Overall</td><td>17</td><td>17</td><td>31 ½</td></tr> <tr> <td>Seat</td><td>15 ½</td><td>17</td><td>18 ½</td></tr> <tr> <th>Upholstery</th><th colspan="3">Shipping</th></tr> <tr> <td>COM Ydg</td><td>¾</td><td>Ctn Wt</td><td>21</td></tr> <tr> <td>COL Sq Ft</td><td>9</td><td>Cu Ft</td><td>9</td></tr> </table>	Dimensions	D	W	H	Overall	17	17	31 ½	Seat	15 ½	17	18 ½	Upholstery	Shipping			COM Ydg	¾	Ctn Wt	21	COL Sq Ft	9	Cu Ft	9	COM \$494 A \$513 B \$532 COL/C \$570 D \$615 E \$662 F \$734 G \$811 H \$894 I \$1,020 J \$1,174 L1 \$825 L2 \$908
Dimensions	D	W	H																								
Overall	17	17	31 ½																								
Seat	15 ½	17	18 ½																								
Upholstery	Shipping																										
COM Ydg	¾	Ctn Wt	21																								
COL Sq Ft	9	Cu Ft	9																								
																											
Armless Stacker	<b>202D Uph. Seat/Back</b> <ul style="list-style-type: none"> <li>when using contrasting upholstery, indicate application and use higher grade pricing</li> <li>upholstered seat models not recommended for stacking</li> <li>stacks five high</li> </ul>	<table> <tr> <th>Dimensions</th><th>D</th><th>W</th><th>H</th></tr> <tr> <td>Overall</td><td>17</td><td>17</td><td>31 ½</td></tr> <tr> <td>Seat</td><td>15 ½</td><td>17</td><td>18 ½</td></tr> <tr> <th>Upholstery</th><th colspan="3">Shipping</th></tr> <tr> <td>COM Ydg</td><td>¾</td><td>Ctn Wt</td><td>21</td></tr> <tr> <td>COL Sq Ft</td><td>9</td><td>Cu Ft</td><td>9</td></tr> </table>	Dimensions	D	W	H	Overall	17	17	31 ½	Seat	15 ½	17	18 ½	Upholstery	Shipping			COM Ydg	¾	Ctn Wt	21	COL Sq Ft	9	Cu Ft	9	COM \$606 A \$632 B \$658 COL/C \$704 D \$766 E \$828 F \$922 G \$1,025 H \$1,137 I \$1,308 J \$1,512 L1 \$1,047 L2 \$1,158
Dimensions	D	W	H																								
Overall	17	17	31 ½																								
Seat	15 ½	17	18 ½																								
Upholstery	Shipping																										
COM Ydg	¾	Ctn Wt	21																								
COL Sq Ft	9	Cu Ft	9																								
																											

Description	1 Model	Specifications	List Price Per Grade																								
Armless	<b>203A Wood Seat</b> <b>203B Uph. Back</b> · optional laser engraved back, specify location and size - see page VIII for details. (A model only)	<table> <tr> <th>Dimensions</th><th>D</th><th>W</th><th>H</th></tr> <tr> <td>Overall</td><td>17</td><td>17</td><td>31 ½</td></tr> <tr> <td>Seat</td><td>15 ½</td><td>17</td><td>18 ½</td></tr> <tr> <th>Upholstery</th><th colspan="3">Shipping</th></tr> <tr> <td>COM Ydg</td><td>¾</td><td>Ctn Wt</td><td>21</td></tr> <tr> <td>COL Sq Ft</td><td>9</td><td>Cu Ft</td><td>9</td></tr> </table>	Dimensions	D	W	H	Overall	17	17	31 ½	Seat	15 ½	17	18 ½	Upholstery	Shipping			COM Ydg	¾	Ctn Wt	21	COL Sq Ft	9	Cu Ft	9	Wood Seat \$481 COM \$527 A \$541 B \$557 COL/C \$581 D \$609 E \$641 F \$690 G \$739 H \$794 I \$880 J \$984 L1 \$749 L2 \$807
Dimensions	D	W	H																								
Overall	17	17	31 ½																								
Seat	15 ½	17	18 ½																								
Upholstery	Shipping																										
COM Ydg	¾	Ctn Wt	21																								
COL Sq Ft	9	Cu Ft	9																								
Armless	<b>203C Uph. Seat</b> · optional laser engraved back, specify location and size - see page VIII for details.	<table> <tr> <th>Dimensions</th><th>D</th><th>W</th><th>H</th></tr> <tr> <td>Overall</td><td>17</td><td>17</td><td>31 ½</td></tr> <tr> <td>Seat</td><td>15 ½</td><td>17</td><td>18 ½</td></tr> <tr> <th>Upholstery</th><th colspan="3">Shipping</th></tr> <tr> <td>COM Ydg</td><td>¾</td><td>Ctn Wt</td><td>21</td></tr> <tr> <td>COL Sq Ft</td><td>9</td><td>Cu Ft</td><td>9</td></tr> </table>	Dimensions	D	W	H	Overall	17	17	31 ½	Seat	15 ½	17	18 ½	Upholstery	Shipping			COM Ydg	¾	Ctn Wt	21	COL Sq Ft	9	Cu Ft	9	COM \$494 A \$513 B \$532 COL/C \$570 D \$615 E \$662 F \$734 G \$811 H \$894 I \$1,020 J \$1,174 L1 \$825 L2 \$908
Dimensions	D	W	H																								
Overall	17	17	31 ½																								
Seat	15 ½	17	18 ½																								
Upholstery	Shipping																										
COM Ydg	¾	Ctn Wt	21																								
COL Sq Ft	9	Cu Ft	9																								

**To Order, Specify:**

- 1 Model Number
- 2 Wood Species - Beech (B)
- 3 Wood Seat Finish/Color [See Wood Seat Finish/Color Options](#)
- 4 Metal Frame Color [See Metal Frame Color Options](#)
- 5 Fabric Selection - vendor, pattern and color  
Visit [www.jsifurniture.com/finishes-and-materials/textiles](http://www.jsifurniture.com/finishes-and-materials/textiles) for our textiles program. See selection of standard and graded in manufacturers and patterns.
- 6 Optional Clear Leg Protectors - add \$26 list per chair for set of 4

**Specifications**

- Wood species - Beech.
- 18 gauge metal frame.
- Seat is upholstered with 1 ½" polyurethane foam and synthetic sheet webbing for added comfort.
- Standard with 1 ¼" clear K-resin rocker glides.
- Legs 1 ¼" square tube.
- Stretcher rim and seat rim ¾" square tube.

## Avalon

C  
O  
K  
C  
0  
0  
2  
0  
5

Description	① Model	Specifications	List Price Per Grade																								
Armless	203D Uph. Seat/Back	<table> <tr> <th>Dimensions</th><th>D</th><th>W</th><th>H</th></tr> <tr> <td>Overall</td><td>17</td><td>17</td><td>31 ½</td></tr> <tr> <td>Seat</td><td>15 ½</td><td>17</td><td>18 ½</td></tr> <tr> <th>Upholstery</th><th colspan="3">Shipping</th></tr> <tr> <td>COM Ydg</td><td>¾</td><td>Ctn Wt</td><td>21</td></tr> <tr> <td>COL Sq Ft</td><td>9</td><td>Cu Ft</td><td>9</td></tr> </table>	Dimensions	D	W	H	Overall	17	17	31 ½	Seat	15 ½	17	18 ½	Upholstery	Shipping			COM Ydg	¾	Ctn Wt	21	COL Sq Ft	9	Cu Ft	9	COM \$606 A \$632 B \$658 COL/C \$704 D \$766 E \$828 F \$922 G \$1,025 H \$1,137 I \$1,308 J \$1,512 L1 \$1,047 L2 \$1,158
Dimensions	D	W	H																								
Overall	17	17	31 ½																								
Seat	15 ½	17	18 ½																								
Upholstery	Shipping																										
COM Ydg	¾	Ctn Wt	21																								
COL Sq Ft	9	Cu Ft	9																								
41½" h Barstool	208A Wood Seat 208B Uph. Back · optional laser engraved back, specify location and size - see page VIII for details. (A model only)	<table> <tr> <th>Dimensions</th><th>D</th><th>W</th><th>H</th></tr> <tr> <td>Overall</td><td>16 ½</td><td>17</td><td>41 ½</td></tr> <tr> <td>Seat</td><td>15 ½</td><td>17</td><td>31</td></tr> <tr> <th>Upholstery</th><th colspan="3">Shipping</th></tr> <tr> <td>COM Ydg</td><td>¾</td><td>Ctn Wt</td><td>28</td></tr> <tr> <td>COL Sq Ft</td><td>9</td><td>Cu Ft</td><td>13</td></tr> </table>	Dimensions	D	W	H	Overall	16 ½	17	41 ½	Seat	15 ½	17	31	Upholstery	Shipping			COM Ydg	¾	Ctn Wt	28	COL Sq Ft	9	Cu Ft	13	Wood Seat \$560 COM \$606 A \$620 B \$638 COL/C \$661 D \$691 E \$722 F \$768 G \$819 H \$874 I \$962 J \$1,062 L1 \$831 L2 \$884
Dimensions	D	W	H																								
Overall	16 ½	17	41 ½																								
Seat	15 ½	17	31																								
Upholstery	Shipping																										
COM Ydg	¾	Ctn Wt	28																								
COL Sq Ft	9	Cu Ft	13																								
41½" h Barstool	208C Uph. Seat · optional laser engraved back, specify location and size - see page VIII for details.	<table> <tr> <th>Dimensions</th><th>D</th><th>W</th><th>H</th></tr> <tr> <td>Overall</td><td>16 ½</td><td>17</td><td>41 ½</td></tr> <tr> <td>Seat</td><td>15 ½</td><td>17</td><td>31</td></tr> <tr> <th>Upholstery</th><th colspan="3">Shipping</th></tr> <tr> <td>COM Ydg</td><td>¾</td><td>Ctn Wt</td><td>28</td></tr> <tr> <td>COL Sq Ft</td><td>9</td><td>Cu Ft</td><td>13</td></tr> </table>	Dimensions	D	W	H	Overall	16 ½	17	41 ½	Seat	15 ½	17	31	Upholstery	Shipping			COM Ydg	¾	Ctn Wt	28	COL Sq Ft	9	Cu Ft	13	COM \$573 A \$593 B \$613 COL/C \$649 D \$696 E \$743 F \$813 G \$893 H \$971 I \$1,103 J \$1,256 L1 \$907 L2 \$989
Dimensions	D	W	H																								
Overall	16 ½	17	41 ½																								
Seat	15 ½	17	31																								
Upholstery	Shipping																										
COM Ydg	¾	Ctn Wt	28																								
COL Sq Ft	9	Cu Ft	13																								
41½" h Barstool	208D Uph. Seat/Back	<table> <tr> <th>Dimensions</th><th>D</th><th>W</th><th>H</th></tr> <tr> <td>Overall</td><td>16 ½</td><td>17</td><td>41 ½</td></tr> <tr> <td>Seat</td><td>15 ½</td><td>17</td><td>31</td></tr> <tr> <th>Upholstery</th><th colspan="3">Shipping</th></tr> <tr> <td>COM Ydg</td><td>¾</td><td>Ctn Wt</td><td>28</td></tr> <tr> <td>COL Sq Ft</td><td>9</td><td>Cu Ft</td><td>13</td></tr> </table>	Dimensions	D	W	H	Overall	16 ½	17	41 ½	Seat	15 ½	17	31	Upholstery	Shipping			COM Ydg	¾	Ctn Wt	28	COL Sq Ft	9	Cu Ft	13	COM \$685 A \$709 B \$735 COL/C \$785 D \$847 E \$908 F \$1,003 G \$1,106 H \$1,215 I \$1,384 J \$1,589 L1 \$1,127 L2 \$1,234
Dimensions	D	W	H																								
Overall	16 ½	17	41 ½																								
Seat	15 ½	17	31																								
Upholstery	Shipping																										
COM Ydg	¾	Ctn Wt	28																								
COL Sq Ft	9	Cu Ft	13																								




Description	Model	Specifications	List Price Per Grade																								
44"h Swivel Barstool	<b>209A Wood Seat</b> <b>209B Uph. Back</b> <ul style="list-style-type: none"> <li>optional laser engraved back, specify location and size - see page VIII for details. (A model only)</li> <li>360° swivel</li> <li>optional self-centering swivel plate - no upcharge, please specify when ordering</li> </ul>	<table> <tr> <th>Dimensions</th><th>D</th><th>W</th><th>H</th></tr> <tr> <td>Overall</td><td>20</td><td>18</td><td>44</td></tr> <tr> <td>Seat</td><td>15 ½</td><td>17</td><td>31</td></tr> <tr> <th>Upholstery</th><th colspan="3">Shipping</th></tr> <tr> <td>COM Ydg</td><td>¾</td><td>Ctn Wt</td><td>31</td></tr> <tr> <td>COL Sq Ft</td><td>9</td><td>Cu Ft</td><td>13</td></tr> </table>	Dimensions	D	W	H	Overall	20	18	44	Seat	15 ½	17	31	Upholstery	Shipping			COM Ydg	¾	Ctn Wt	31	COL Sq Ft	9	Cu Ft	13	Wood Seat \$722 COM \$762 A \$782 B \$793 COL/C \$816 D \$849 E \$878 F \$928 G \$980 H \$1,034 I \$1,118 J \$1,223 L1 \$991 L2 \$1,045
Dimensions	D	W	H																								
Overall	20	18	44																								
Seat	15 ½	17	31																								
Upholstery	Shipping																										
COM Ydg	¾	Ctn Wt	31																								
COL Sq Ft	9	Cu Ft	13																								
44"h Swivel Barstool	<b>209C Uph. Seat</b> <ul style="list-style-type: none"> <li>optional laser engraved back, specify location and size - see page VIII for details.</li> <li>360° swivel</li> <li>optional self-centering swivel plate - no upcharge, please specify when ordering</li> </ul>	<table> <tr> <th>Dimensions</th><th>D</th><th>W</th><th>H</th></tr> <tr> <td>Overall</td><td>20</td><td>18</td><td>44</td></tr> <tr> <td>Seat</td><td>15 ½</td><td>17</td><td>31</td></tr> <tr> <th>Upholstery</th><th colspan="3">Shipping</th></tr> <tr> <td>COM Ydg</td><td>¾</td><td>Ctn Wt</td><td>31</td></tr> <tr> <td>COL Sq Ft</td><td>9</td><td>Cu Ft</td><td>13</td></tr> </table>	Dimensions	D	W	H	Overall	20	18	44	Seat	15 ½	17	31	Upholstery	Shipping			COM Ydg	¾	Ctn Wt	31	COL Sq Ft	9	Cu Ft	13	COM \$728 A \$753 B \$771 COL/C \$808 D \$854 E \$900 F \$970 G \$1,048 H \$1,132 I \$1,258 J \$1,414 L1 \$1,066 L2 \$1,147
Dimensions	D	W	H																								
Overall	20	18	44																								
Seat	15 ½	17	31																								
Upholstery	Shipping																										
COM Ydg	¾	Ctn Wt	31																								
COL Sq Ft	9	Cu Ft	13																								

**To Order, Specify:**

- Model Number
- Wood Species - Beech (B)
- Wood Seat Finish/Color [See Wood Seat Finish/Color Options](#)
- Metal Frame Color [See Metal Frame Color Options](#)
- Fabric Selection - vendor, pattern and color  
Visit [www.jsifurniture.com/finishes-and-materials/textiles](http://www.jsifurniture.com/finishes-and-materials/textiles) for our textiles program. See selection of standard and graded in manufacturers and patterns.
- Optional Clear Leg Protectors - add \$26 list per chair for set of 4

**Specifications**

- Wood species - Beech.
- 18 gauge metal frame.
- Seat is upholstered with 1 ½" polyurethane foam and synthetic sheet webbing for added comfort.
- Standard with 1 ¼" clear K-resin rocker glides.
- Legs 1 ¼" square tube.
- Stretcher rim and seat rim ¾" square tube.

Description	① Model	Specifications				List Price Per Grade		
<div>44" h Swivel Barstool</div> <div></div>	<div>209D Uph. Seat/Back</div> <div><ul style="list-style-type: none"><li>· 360° swivel</li><li>· optional self-centering swivel plate - no upcharge, please specify when ordering</li></ul></div>	Dimensions		D	W	H	COM	\$839
		Overall		20	18	44	A	\$867
		Seat		15 ½	17	31	B	\$895
		Upholstery		Shipping			COL/C	\$943
		COM Ydg	¾	Ctn Wt	31	D	\$1,003	
		COL Sq Ft	9	Cu Ft	13	E	\$1,066	
						F	\$1,161	
						G	\$1,263	
						H	\$1,373	
						I	\$1,543	
						J	\$1,749	
						L1	\$1,283	
						L2	\$1,393	

To Order, Specify:

- ① Model Number
- ② Wood Species - Beech (B)
- ③ Wood Seat Finish/Color [See Wood Seat Finish/Color Options](#)
- ④ Metal Frame Color [See Metal Frame Color Options](#)
- ⑤ Fabric Selection - vendor, pattern and color  
Visit [www.jsifurniture.com/finishes-and-materials/textiles](http://www.jsifurniture.com/finishes-and-materials/textiles) for our textiles program. See selection of standard and graded in manufacturers and patterns.
- ⑥ Optional Clear Leg Protectors - add \$26 list per chair for set of 4

Specifications

- Wood species - Beech.
- 18 gauge metal frame.
- Seat is upholstered with 1 ½" polyurethane foam and synthetic sheet webbing for added comfort.
- Standard with 1 ¼" clear K-resin rocker glides.
- Legs 1 ¼" square tube.
- Stretcher rim and seat rim ¾" square tube.

## Avini Lounge Order Check List:



## Specify:

- ☐ 1. Model Number  
☐ 2. Wood Species - Maple (M)  
☐ 3. Wood Finish/Paint Color  
☐ 4. Fabric Selection - vendor, pattern and color  
☐ 5. Optional Rubber Cushion Nylon Glides - no upcharge

## Example:

AV1021W (model #)	M (wood species)	BAR (finish)	MOMENTUM (fabric vendor)	VOX (pattern name)	MYSTIC (pattern color)
----------------------	---------------------	-----------------	-----------------------------	-----------------------	---------------------------

## 1. Model Number

## 2. Wood Species - Maple (M)

## 3. Wood Seat Finish/Paint Color Options:

BAR	Barrel	MCH	Mocha
BRK	Brickdust	OBK	Outback
BUF	Buff	PIL	Pilsner
CSK	Cask	PIN	Pinnacle Walnut
CND	Cinder	RAV	Raven
CLY	Clay	RYE	Rye
EGR	Egret	SAB	Sable
FAW	Fawn	SAD	Saddle
FLX	Flax	SIE	Sienna
FLN	Flint	TRF	Truffle
FLO	Florence Walnut	UMB	Umber
LOF	Loft	VAL	Valley
MES	Mesa	WLH	Walnut Heights
MIN	Mineral		

## Paint Color - Add \$45 list per item

BKD	Backdrop	NVL	Novel Lilac
BFX	Black Fox	PPL	Patchwork Plum
BRV	Bravado Red	PGR	Pewter Green
BWH	Bright White	QAL	Queen Anne Lilac
BRF	Broccoflower	RPT	Redend Point
BTT	Butternut	ROS	Rose Tan
CCY	Canyon Clay	SAU	Saucy Gold
CHT	Chatroom	SVP	Silverplate
DEN	Denim	SKS	Skyline Steel
GAL	Gale Force	STM	Storm
GRV	Greek Villa	TRC	Tricorn Black
KGR	Kendal Green	UKH	Universal Khaki
NWH	Nonchalant White	WBL	Windy Blue

4. Fabric Selection - Please supply the following:  
Fabric vendor/ Pattern name/ Pattern color

[For a complete list of JSI Standard and Graded-In Textiles click here](#)

When specifying contrasting upholstery, indicate clearly which upholstery is to be applied to the seat, back and arms. Use higher grade pricing.

- Indicate direction of fabric - Railroaded or Up the Roll
- Please provide illustration, if available

## All COM orders must include the following:

- Vendor's name, pattern name and color
- Sample of the fabric attached to order
- Model numbers of items for fabric application
- Special application instructions (e.g., all stripes will be applied front to back unless specified otherwise)
- Customer and purchase order number

Ship prepaid COM  
material to:

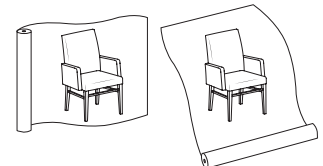
JSI

Attn: COM Department  
201 East Martin Street  
Receiving B, Dock 71  
Orleans, IN 47452

Application of fabric:

Railroaded





Up the Roll

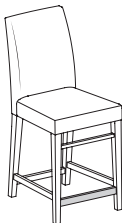



All COM orders will ship at standard lead time from receipt of COM except for orders requiring special custom matched finishes.

Avini

C  
O  
K  
C  
0  
0  
2  
0  
5

Description	① Model	Specifications				List Price Per Grade	
<div>Armless</div> 	<b>AV1023D</b> · upholstered seat and back	Dimensions	D	W	H	COM	\$1,140
		Overall	23 ½	21 ½	37	A	\$1,184
		Seat	18	21 ½	18 ½	B	\$1,241
		Upholstery	Shipping			COL/C	\$1,342
		COM Ydg	2	Ctn Wt	22	D	\$1,469
		COL Sq Ft	40	Cu Ft	14	E	\$1,597
						F	\$1,797
						G	\$2,009
<div>Armless</div> 	<b>AV1023E</b> · upholstered seat and back · solid maple crown	Dimensions	D	W	H	COM	\$1,240
		Overall	23 ½	21 ½	37	A	\$1,287
		Seat	18	21 ½	18 ½	B	\$1,345
		Upholstery	Shipping			COL/C	\$1,444
		COM Ydg	2	Ctn Wt	22	D	\$1,572
		COL Sq Ft	40	Cu Ft	14	E	\$1,703
						F	\$1,902
						G	\$2,113
<div>Wood Arm</div> 	<b>AV1021W</b> · upholstered seat and back	Dimensions	D	W	H	COM	\$1,170
		Overall	23 ½	23 ½	37	A	\$1,217
		Seat	18	21 ½	18 ½	B	\$1,275
		Arm	26			COL/C	\$1,372
		Upholstery	Shipping			D	\$1,500
		COM Ydg	2	Ctn Wt	23	E	\$1,629
		COL Sq Ft	40	Cu Ft	14	F	\$1,827
						G	\$2,038
<div>Upholstered Arm</div> 	<b>AV1021U</b> · upholstered seat, back and arms	Dimensions	D	W	H	COM	\$1,485
		Overall	23 ½	24	37	A	\$1,549
		Seat	18	21 ½	18 ½	B	\$1,635
		Arm	26			COL/C	\$1,785
		Upholstery	Shipping			D	\$1,975
		COM Ydg	3	Ctn Wt	25	E	\$2,168
		COL Sq Ft	60	Cu Ft	14	F	\$2,467
						G	\$2,788

Description	① Model	Specifications				List Price Per Grade	
<div>40" Counter Height Stool</div> 	<div>AV1024D</div> <ul style="list-style-type: none"><li>· upholstered seat and back</li><li>· stainless steel foot rest</li></ul>	Dimensions	D	W	H	COM	\$1,338
		Overall	22	17 ½	40	A	\$1,387
		Seat	16 ½	17 ½	24 ½	B	\$1,443
		Upholstery	Shipping		COL/C	\$1,544	
		COM Ydg	2	Ctn Wt	25	D	\$1,670
		COL Sq Ft	40	Cu Ft	11	E	\$1,799
						F	\$1,996
				G	\$2,211		
				H	\$2,438		
				I	\$2,794		
				J	\$3,220		
				L1	\$2,252		
				L2	\$2,481		


<div>40" Counter Height Stool</div> 	<div>AV1024E</div> <ul style="list-style-type: none"><li>· upholstered seat and back</li><li>· solid maple crown</li><li>· stainless steel foot rest</li></ul>	Dimensions	D	W	H	COM	\$1,439
		Overall	22	17 ½	40	A	\$1,489
		Seat	16 ½	17 ½	24 ½	B	\$1,547
		Upholstery	Shipping		COL/C	\$1,647	
		COM Ydg	2	Ctn Wt	25	D	\$1,773
		COL Sq Ft	40	Cu Ft	11	E	\$1,904
						F	\$2,101
				G	\$2,314		
				H	\$2,542		
				I	\$2,896		
				J	\$3,325		
				L1	\$2,358		
				L2	\$2,586		


**To Order, Specify:**

- ① Model Number
- ② Wood Species - Maple (M)
- ③ Wood Finish/Color [See Wood Finish/Color Options](#)
- ④ Fabric Selection - vendor, pattern and color  
Visit [www.jsifurniture.com/finishes-and-materials/textiles](http://www.jsifurniture.com/finishes-and-materials/textiles) for our textiles program. See selection of standard and graded in manufacturers and patterns.
- ⑤ Optional Rubber Cushion Nylon Glides - no upcharge

**Specifications**

- Wood species - Maple.
- Seat is upholstered with 2 ½" high density polyurethane foam and synthetic sheet webbing for added comfort.
- Seat has single needle top stitch detail for added style and durability.
- Back is upholstered with 1" polyurethane foam.
- Arms are upholstered with polyurethane foam.
- Mortise and tenon construction with corner blocks, glue and screws.
- Standard with rubber cushion metal glides.

Description	① Model	Specifications				List Price Per Grade	
 46" h Barstool	<b>AV1028D</b> <ul style="list-style-type: none"><li>· upholstered seat and back</li><li>· stainless steel foot rest</li></ul>	<b>Dimensions</b>	<b>D</b>	<b>W</b>	<b>H</b>	<b>COM</b>	<b>\$1,338</b>
		Overall	22	17 ½	46	<b>A</b>	<b>\$1,387</b>
		Seat	16 ½	17 ½	30 ½	<b>B</b>	<b>\$1,443</b>
		<b>Upholstery</b>	<b>Shipping</b>		<b>COL/C</b>	<b>\$1,544</b>	
		COM Ydg	2	Ctn Wt	25	<b>D</b>	<b>\$1,670</b>
		COL Sq Ft	40	Cu Ft	12	<b>E</b>	<b>\$1,799</b>
						<b>F</b>	<b>\$1,996</b>
						<b>G</b>	<b>\$2,211</b>
						<b>H</b>	<b>\$2,438</b>
						<b>I</b>	<b>\$2,794</b>
				<b>J</b>	<b>\$3,220</b>		
				<b>L1</b>	<b>\$2,252</b>		
				<b>L2</b>	<b>\$2,481</b>		

 46" h Barstool	<b>AV1028E</b> <ul style="list-style-type: none"><li>· upholstered seat and back</li><li>· solid maple crown</li><li>· stainless steel foot rest</li></ul>	<b>Dimensions</b>	<b>D</b>	<b>W</b>	<b>H</b>	<b>COM</b>	<b>\$1,439</b>
		Overall	22	17 ½	46	<b>A</b>	<b>\$1,489</b>
		Seat	16 ½	17 ½	30 ½	<b>B</b>	<b>\$1,547</b>
		<b>Upholstery</b>	<b>Shipping</b>		<b>COL/C</b>	<b>\$1,647</b>	
		COM Ydg	2	Ctn Wt	25	<b>D</b>	<b>\$1,773</b>
		COL Sq Ft	40	Cu Ft	12	<b>E</b>	<b>\$1,904</b>
						<b>F</b>	<b>\$2,101</b>
						<b>G</b>	<b>\$2,314</b>
						<b>H</b>	<b>\$2,542</b>
						<b>I</b>	<b>\$2,896</b>
						<b>J</b>	<b>\$3,325</b>
						<b>L1</b>	<b>\$2,358</b>
						<b>L2</b>	<b>\$2,586</b>

To Order, Specify:

- ① Model Number
- ② Wood Species - Maple (M)
- ③ Wood Finish/Color [See Wood Finish/Color Options](#)
- ④ Fabric Selection - vendor, pattern and color  
Visit [www.jsifurniture.com/finishes-and-materials/textiles](http://www.jsifurniture.com/finishes-and-materials/textiles) for our textiles program. See selection of standard and graded in manufacturers and patterns.
- ⑤ Optional Rubber Cushion Nylon Glides - no upcharge

Specifications

- Wood species - Maple.
- Seat is upholstered with 2½" high density polyurethane foam and synthetic sheet webbing for added comfort.
- Seat has single needle top stitch detail for added style and durability.
- Back is upholstered with 1" polyurethane foam.
- Arms are upholstered with polyurethane foam.
- Mortise and tenon construction with corner blocks, glue and screws.
- Standard with rubber cushion metal glides.

BeSPACE Order Check List:



Specify:

- ☐ 1. Model Number
- ☐ 2. Wood Species - Rift Cut White Oak (WK4) or Flat Cut Walnut (WA1)
- ☐ 3. Finish Option - CLK (Clear on Rift Cut White Oak) or CLW (Clear on Flat Cut Walnut)
- ☐ 4. Door or Drawer Front Optional Paint Color (see below for paint color options); add \$45 list per item
- ☐ 5. Metal Leg Color - See Below
- ☐ 6. Fabric Selection
  - A. Seat - Vendor, Pattern and Color
  - B. Back - Vendor, Pattern and Color
  - C. Deck or Deck and Arm (s) - Vendor, Pattern and Color
- ☐ 7. Glass Color - Clear (GTC01) or Smoke (GTC04)
- ☐ 8. Optional Power Center - Flush Mount (EC22) - Black (B) or White (W); add \$583 list each
- ☐ 9. Optional Black Grommet; add \$105 list each

Example:

BS2 (model #)	WA1 (wood species)	CLW (finish)	SNK (metal leg color)	MOMENTUM (fabric vendor)	INSIGHT (pattern name)	FOSSIL (pattern color)
------------------	-----------------------	-----------------	--------------------------	-----------------------------	---------------------------	---------------------------

1. Model Number

When specifying contrasting upholstery, indicate clearly the upholstery to be applied to the seat , back, deck or deck and arm(s).

2. Wood Species - Rift Cut White Oak (WK4) or Flat Cut Walnut (WA1)

3. Wood Finish Options:

- CLK Clear on Rift Cut White Oak
- CLW Clear on Flat Cut Walnut

4. Door or Drawer Front Optional Paint Color -  
Add \$45 list per item

- |     |              |     |                  |
|-----|--------------|-----|------------------|
| BKD | Backdrop     | NWH | Nonchalant White |
| BFX | Black Fox    | SVP | Silverplate      |
| BWH | Bright White | SKS | Skyline Steel    |
| CHT | Chatroom     | STM | Storm            |
| GAL | Gale Force   | TRC | Tricorn Black    |
| GRV | Greek Villa  | UKH | Universal Khaki  |

5. Metal Leg Color:

- |     |               |     |                 |
|-----|---------------|-----|-----------------|
| ABZ | Aged Bronze** | SBZ | Soft Bronze**   |
| GLD | Gold **       | SNK | Soft Nickel **  |
| MBK | Matte Black   | STS | Stardust Silver |
| PEW | Pewter **     |     |                 |

\*\* Add \$150 list per item for select metal finishes

6. Fabric Selection - Please supply the following:  
Fabric vendor/ Pattern name/ Pattern color

[For a complete list of JSI Standard and Graded-In Textiles click here](#)

Contrasting Upholstery - Units can be specified with a contrasting upholstery feature. When this feature is desired the unit **will be priced based on the higher grade fabric** selected for the seat, back, deck or deck and arm(s).

All COM orders must include the following:

- Fabric vendor's name, pattern name and color
- Sample of the fabric attached to order
- Model numbers of items for fabric application  
a . e . d . i . r . t . s . l . i . a . , . g . e . ( . s . n . o . i . t . c . u . r . t . s . n . i . front to back unless specified otherwise)
- Customer and purchase order number

Ship prepaid COM

material to:

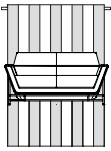
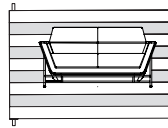
JSI

Attn: COM Department  
201 East Martin Street  
Receiving B, Dock 71  
Orleans, IN 47452

Application of fabric:

Railroaded

Up the Roll



7. Glass Color:

- |       |       |       |       |
|-------|-------|-------|-------|
| GTC01 | Clear | GTC04 | Smoke |
|-------|-------|-------|-------|

8. Optional Power Center (EC22) - add \$583 list, specify color and location

9. Optional Black Grommet - add \$105 list each



## Seating

### Wood Materials

Exterior surfaces are laminated veneers either in plain sliced walnut or rift cut white oak.

Seating exterior components are made up of layers of hardwood veneer molded to shape and RF cured. Outer veneers are matched for a uniform grain pattern. Exterior plywood is  $\frac{5}{8}$ " thick.

Interior seating frame and support components are made from  $\frac{3}{4}$ " interior grade plywood.

### Metal Materials

Exterior feet and leg frames are fabricated from 14 gauge steel tubing and welded to pre-set standards.

### Construction

Seating interior frames are constructed with upholstery grade plywood with precisely cut interlocking joints. All joints are glued and reinforced with staples. Critical joints are fastened with screws to reinforce the joint. Frame components are assembled using t-nuts for metal to metal connection.

### Upholstery Details

Seating suspension for modular units has a 3- $\frac{1}{2}$ " high-resilience seat foam placed onto sheet webbing for comfort and durability. Back and arm foam is a high density foam for comfort and durability.

Freestanding upholstered units have 6" thick high-resilience seat foam for durability. The bottom of the seat plywood is ventilated to allow the seat foam to breathe. Back and arm foam is a high density foam for comfort and durability.

Single needle top stitch is used on all BeSPACE models.

### Exterior Metal Components

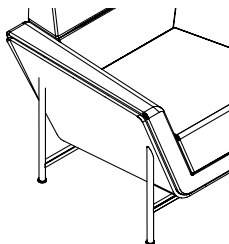
Leg frame is welded to pre-set standards and then the outer surfaces are prepared for powder coating. Leg frame and glide will be same color.

Powder coat finishes available:

ABZ	Aged Bronze**	SBZ	Soft Bronze**
GLD	Gold**	SNK	Soft Nickel
MBK	Matte Black	STS	Stardust Silver
PEW	Pewter		

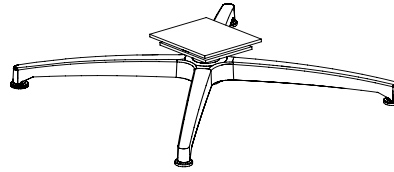
\*\* Select metal finishes - Add \$150 list per item

Legs with adjustable glides are mounted with internal connections which are embedded into the plywood exterior. The angular cut matches up with the plywood exterior for a floating appearance.



### Special Features

Model BS-1 Lounge Chair with the swivel mechanism and four prong base with non-adjustable push-in glides features a 360° swivel. The standard 3.5° rearward tilt is welded in to the spindle of the mechanism plate, the spindle sits into a passive hub of the prong base.



### Finish

To accentuate the beauty of the walnut or white oak veneers a clear finish coat is applied to the exposed plywood shells and platforms.

Exterior Seating Plywood Shell and Platforms are available in two finishes:

Clear Coat on Walnut	CLW
Clear Coat on Rift Cut White Oak	CLK

To reduce hazardous formaldehyde emission we use our proprietary special design top coat, DuraTex™. We are proud that our finish is GreenGuard certified.

DuraTex™, offers exceptional hardness along with abrasion and impact resistance, but has been formulated to eliminate hazardous and harmful gases that are normally associated with wood finish.

### DuraTex™ Features

Safety - Significantly reduces hazardous formaldehyde emissions which help improve the quality of the indoor air we breathe.

Quality - Developed to be tough and durable with special attention to appearance. The DuraTex™ finish provides a safe solution and still preserves the natural beauty of wood.

Durability - Designed to meet a wide range of demanding performance and environmental standards to withstand even the highest wear and tear.

### Care and Maintenance

#### Care of Upholstery Surfaces

Cleanability will vary based on the fabric type. For best results, a professional service is recommended. Dirt and crumbs may be gently brushed or vacuumed off. Spills should be wiped up immediately with a cloth. Vinyl textiles can be cleaned with warm soapy water and wiped down with a warm damp cloth. For more details on any JSI carded fabric and vinyl, please visit our website at [www.jsifurniture.com](http://www.jsifurniture.com) or consult the back of the appropriate swatch card for cleaning codes and any specific instructions. For COM materials, consult with the individual textile manufacturer for cleaning codes and any specific instructions pertaining to your particular fabric.

#### Maintenance of Mechanical Parts

Clean any lint or debris from the moving parts of the base mechanisms. Mechanisms have been designed and tested to not require lubrication under normal conditions however lubricant can be used if needed.

#### Metal Components

Wipe smooth powder coat finishes and textured metals with a damp cloth. For stubborn stains and grease marks, use soap and water. Lightly brush textured metals with a soft, dry brush to remove dirt.

BeSPACE

Casegoods  
Wood Materials

Exterior surfaces are laminated veneers either in plain sliced walnut or rift cut white oak.

Casegood tops are made up of layers of hardwood veneers molded to shape and RF cured. Outer veneers are matched for uniform grain patterns. All casegood tops are 3/4 " thick plywood.

Casegood chassis, doors and drawer fronts consist of veneer over composite wood core; all wood core components are 3/4 " thick.

Metal Materials

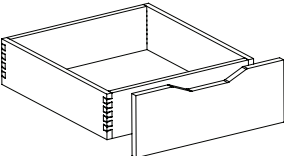
Exterior feet are fabricated using 14 guage steel tubing and 14 guage flat stock.

Construction

Casegoods are constructed with a series of glued wood dowels and metal-to-wood fastening hardware to reinforce critical joints.

Feet are field installed to prevent shipping damage, pre-bored holes make installation easy. Instructions, feet, and other hardware will be packed inside the carton.

Drawer boxes are constructed from plywood components with dovetail joinery, providing superior tensile strength to the box. Under-mount drawer suspensions are "full extension" which allows the drawers to open fully. The "soft-close" mechanism allows the drawers to close with a slight push. Drawer and door fronts feature a finger pull and are non-locking. Drawers in the BeSPACE product line are not intended for filing.



5-sided drawer box

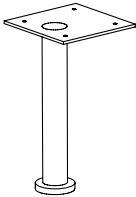
Casegood Feet

Feet are fabricated with a flat plate which is screwed to the bottom of the casegoods. The feet have an adjustable glide for ease of leveling.

Powder coat finishes available:

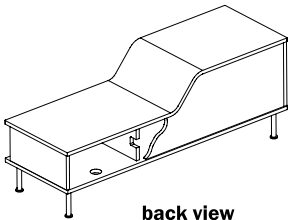
ABZ	Aged Bronze**	SBZ	Soft Bronze**
GLD	Gold **	SNK	Soft Nickel **
MBK	Matte Black	STS	Stardust Silver
PEW	Pewter **		

\*\* Select metal finishes - Add \$150 list per item



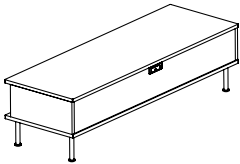
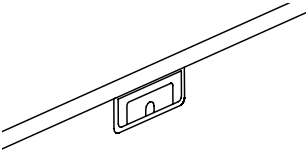
Glide matches powder coat finish selected on feet.

Credenza units have wire pass through incorporated into the interior dividers and bottom panels to allow for wiring to pass easily through the unit. A metal stress-bar runs the full length on the bottom side of the credenzas providing additional support.

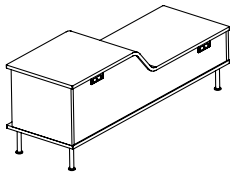


back view

Optional matte black grommets are available in the back panel but must be specified. Grommets are located as shown, center on single height units and two locations on transition height units.



single height



transition height

Finish

To accentuate the beauty of the walnut or white oak veneer a clear finish coat is applied to the chassis of the BeSPACE products. Drawer and door fronts can be matched with the same clear coat finish on the veneer or may be specified with a painted finish.

Chassis and Drawer or Door Fronts  
Clear Coat on Rift Cut White Oak - CLW  
Clear Coat on Walnut - CLK

Drawer/Door Fronts (optional Paint on Maple Veneer) - Add \$45 list per item

Backdrop	BKD	Nonchalant White	NWH
Black Fox	BFX	Silverplate	SVP
Bright White	BWH	Skyline Steel	SKS
Chatroom	CHT	Storm	STM
Gale Force	GAL	Tricorn Black	TRC
Greek Villa	GRV	Universal Khaki	UKH

To reduce hazardous formaldehyde emission we use our proprietary specially designed top coat, DuraTex™. We are proud that our finish is GreenGuard certified.

DuraTex™ offers exceptional hardness along with abrasion and impact resistance, but has been formulated to eliminate hazardous and harmful gases that are normally associated with wood finish.

DuraTex™ Features

Safety - Significantly reduces hazardous formaldehyde emissions which help improve the quality of the of the indoor air we breathe.

Quality - Developed to be tough and durable with special attention to appearance. The DuraTex™ finish provides a safe solution and still preserves the natural beauty of wood.

Durability - Designed to meet a wide range of demanding performance and environmental standards to withstand even the highest wear and tear.

### Glass Tables

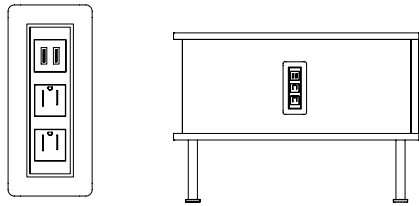
Glass Tops are 1/2" thick tempered and are available in Clear (low iron) or Smoke. Pliable polyurethane bumpers, along with the weight of the top, keeps the glass in place.

Clear GTC01  
Smoke GTC04

### Optional Data/Electrical Components

#### EC22 Power Center- Flush Mount

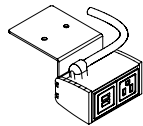
EC22 unit provides electric for two 110 devices and one USB 2-Port Simplex for charging. This factory installed unit is mounted in the front or back panel(s) of modular closed tables. When ordering specify color and location, see below. Power is connected to the building supply with 10' standard three prong cord. Access and storage of excess power cord is provided in the cavity of the tables.



**Note: Power Center color, Black (B) or White (W) must be specified.**

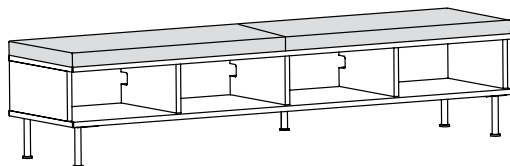
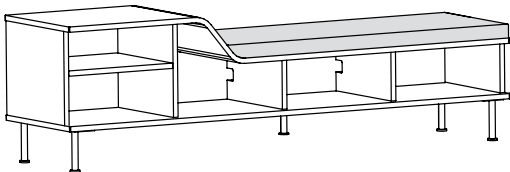
#### EC21 Power Center - Under Mount

This accessory item features one 110 device and one USB 2-Port Simplex for charging. The EC21 unit is ordered separately and can be mounted on the bottom platform of casegoods and lounge seating, see "Power Center Under Mount".



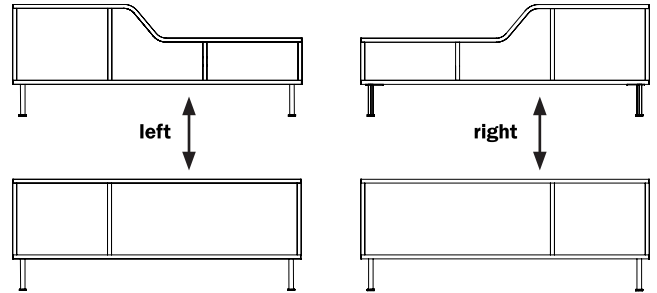
### Credenza with Optional Cushions

Bench Height and Transitional Height credenza units can be ordered with an optional factory installed cushion. (Select appropriate fabric grade when pricing the unit). Cushion should not be removed due to permanent attachment.



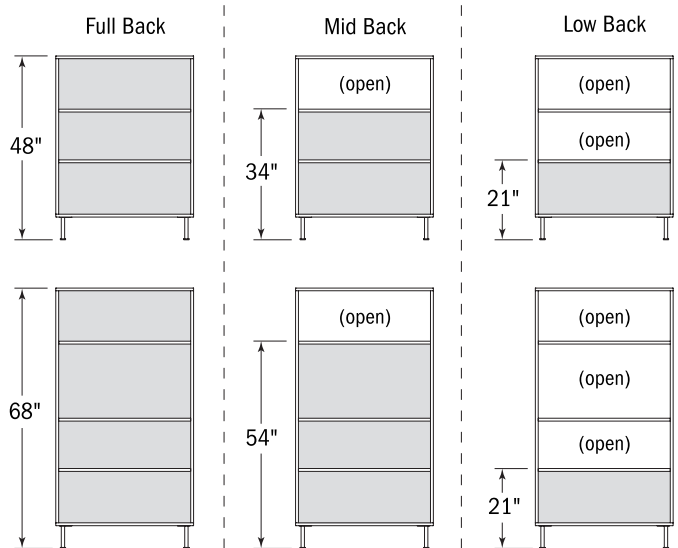
### How to determine Left and Right

Left and right is determined by facing the unit; the transitional height unit determines the left or right orientation.



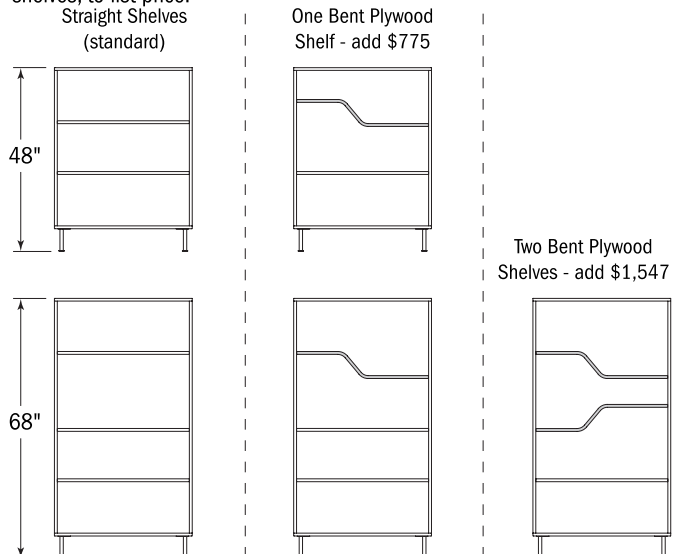
### Bookcase Back Heights

Bookcases are available in two heights, 48 and 68 inches tall. When ordering, please specify one of the three back height options; Full Back, Mid Back or Low Back.



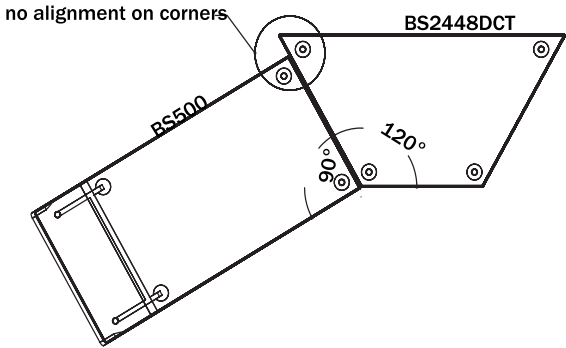
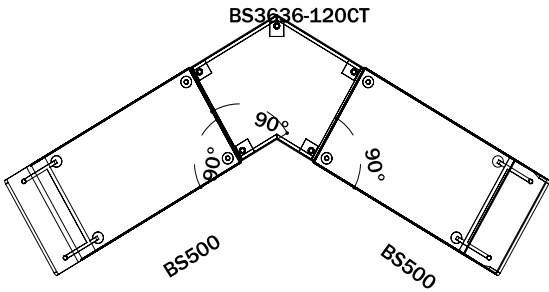
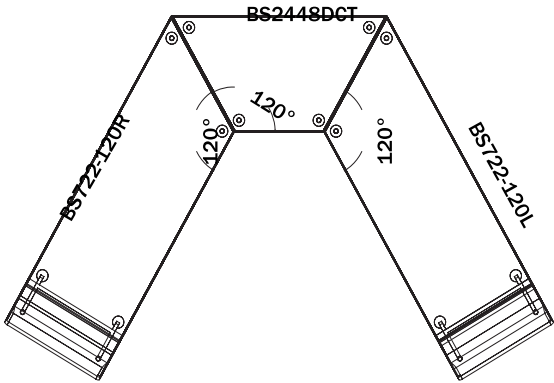
### Bookcase Shelving

All bookcase shelves are offered straight as standard. The lowest shelf is always fixed and straight. Upper shelves are adjustable and available with optional bent plywood. The bent plywood shelves are reversible, they can slope in either direction. When ordering bookcases with bent plywood shelves, please specify and add \$775 for one shelf, and \$1,547 for two shelves, to list price.

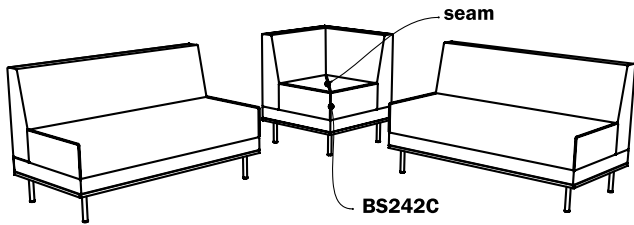
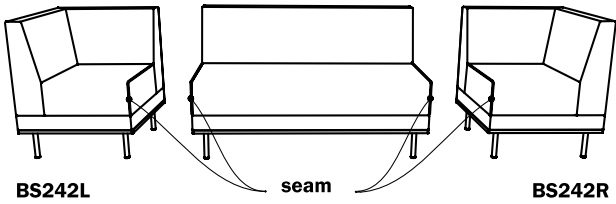


Modular Tables and Modular Lounge - Connecting

1. To create turns with in a product run, connect 120° units with other 120° units or 90° (square end) units with other 90° (square end) units to create turns.
2. For a flat tailored surface corner units will have a seam on the linking side.

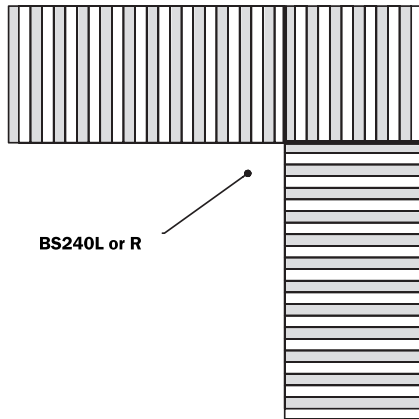
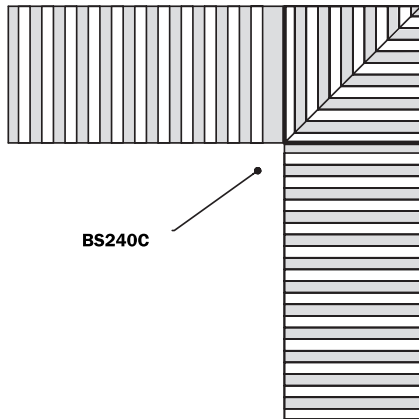


**Note: 120° and 90° (square end) units cannot be connected to one another**

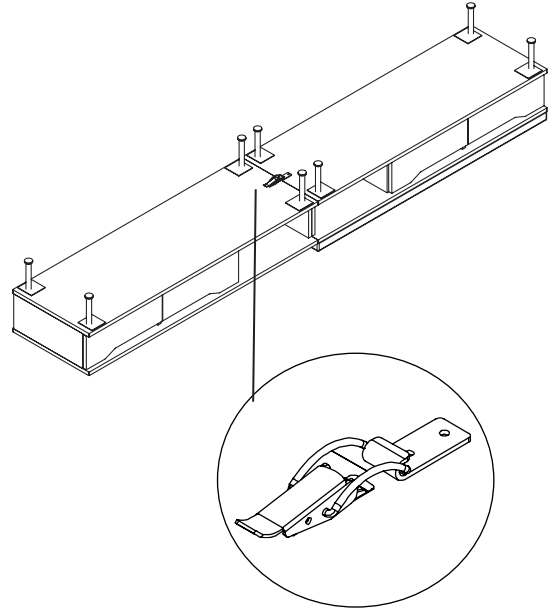


C  
O  
K  
C  
0  
0  
2  
0  
5

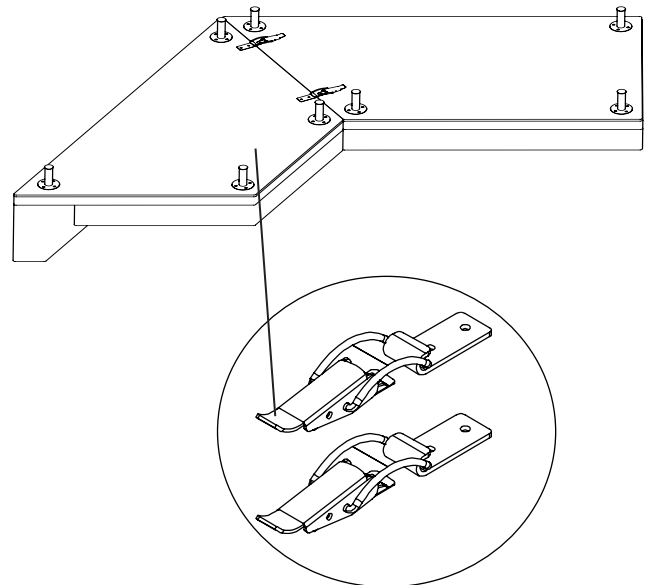
3. When using textiles with a pattern or large repeats we recommend specifying the corner units with "C" at the end of the model number. Note there will be a diagonal seam allowing for a textile match. If the upholstery cover is non-directional the diagonal seam will be eliminate



4. Modular tables are shipped with connecting hardware to secure units together. The draw catch style hardware makes connection easy. Pre-bore holes are standard.



5. Modular lounge units are shipped with two sets of connecting hardware to secure them together. The draw catch style hardware makes connection easy. Pre-bore holes are standard.

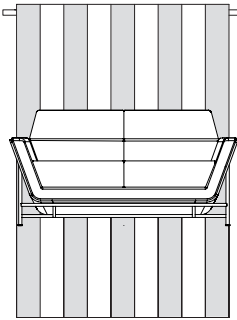


# BeSPACE

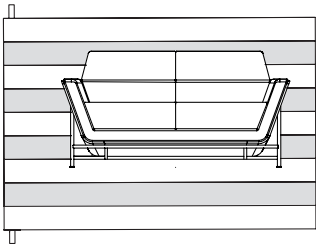
## Upholstery Application

Unless the customer specifies the fabric to be “railroaded”, the fabric will be “cut up the roll”. Additional seaming may be needed pending fabric width and textile repeat match, contact Customer Service with questions.

“Nap” or “Up the Roll” (standard)

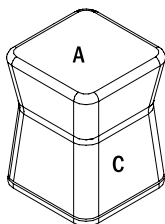
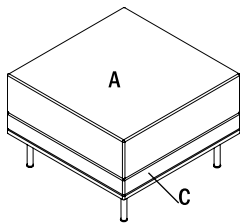
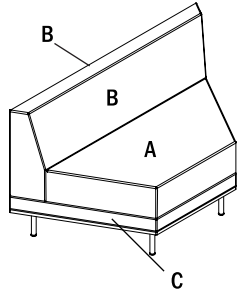
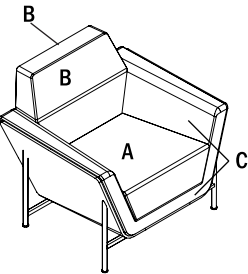


Railroaded (upon request)



## Contrasting Upholstery


Units can be specified with a contrasting upholstery feature. When this feature is desired the unit **will be priced based on the highest grade fabric**. At the time of ordering identify the location of each textile according to the following code.



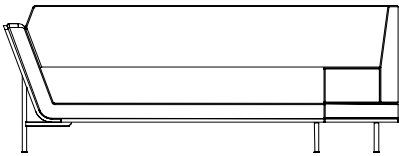
A = Seat  
B = Front Back/Extreme Back  
C = Deck or Deck and Arm (s)

## How to Determine Left and Rights

Left and right is determined as you are seated in the chair.



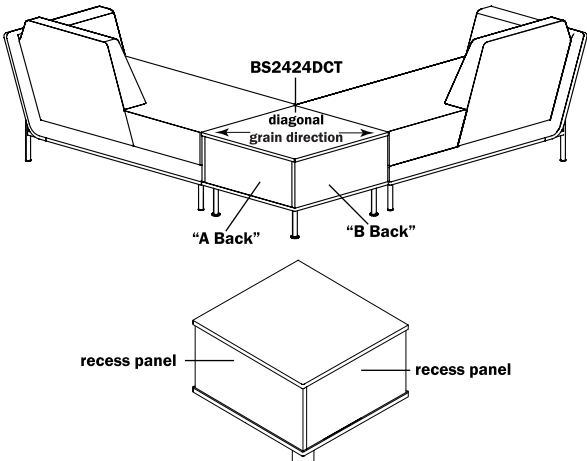
left shown



right shown

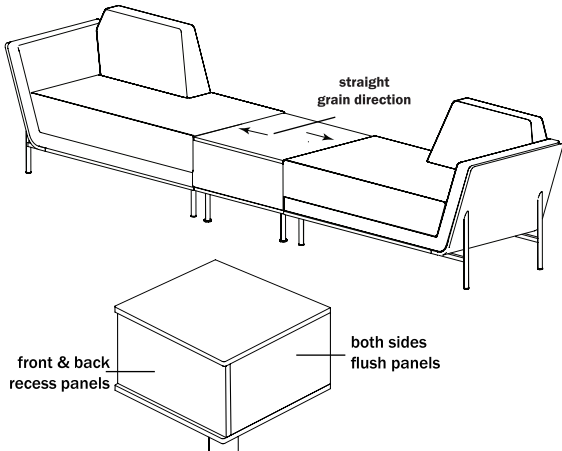
## BS2424DCT Table

This corner table is designed to create a 90° (square end) turn with two modular components as shown in the example below. The “A” or “B” back panels are identified to help specify the location of the EC22 power data unit. When ordering an EC22 specify “A” and/or “B” location. The two back panels are slightly recessed. The grain runs diagonal on the table top.



## BS2424SCT Table

This table is designed to create a straight run of modular components as shown in the example below. The EC22 can be installed in the front or back panel. The front and back panel are slight recessed. The grain on this top runs side to side.



C  
O  
K  
C  
0  
0  
2  
0  
5

**COM Yardage Requirements for Multiple Fabrics**

BeSPACE

Model	Description	Seat Only COM Ydg	Back Only COM Ydg	Deck and Arm(s) Only COM Ydg	Deck Only COM Ydg
BS1	Lounge Chair	1.25	1	1.5	0
BS1-S	Swivel Lounge Chair	1.25	1	1.5	0
BS140	Upholstered Pod	0.75	0	0	0.75
BS140W	Upholstered Table	0.75	0	0	0.75
BS2	Sette Lounge	2.5	2	1.5	0
BS230	Ottoman	1	0	0	0
BS240	24" Straight Bench	1.25	0	0	0.5
BS240-122	120° Connecting Bench	2	0	0	0.5
BS240C	24" Corner Bench	1.25	0	0	0.5
BS242-122	120° Connecting Bench with Back	2	2	0	0.5
BS242C	Corner Bench with Back, Center	0.75	2	0	0.5
BS242L	Corner Bench with Back, Left	0.75	2	0	0.5
BS242R	Corner Bench with Back, Right	0.75	2	0	0.5
BS3	Sofa Lounge	3.75	3	1.5	0
BS480	48" Straight Bench	1.5	0	0	0.5
BS480-120L	48" Angled Bench, Left	1.5	0	0	0.5
BS480-120R	48" Angled Bench, Right	1.5	0	0	0.5
BS480-122	48" Dual Angled Bench	1.5	0	0	0.5
BS481L	48" Partial Back Bench, Left	1.5	1.5	0	0.5
BS481R	48" Partial Back Bench, Right	1.5	1.5	0	0.5
BS482	48" Straight Bench with Back	1.5	1.5	0	0.5
BS482-120L	48" Angled Bench with Back, Left	1.5	1.5	0	0.5
BS482-120R	48" Angled Bench with Back, Right	1.5	1.5	0	0.5
BS482-122	48" Dual Angled Bench with Back	1.5	1.5	0	0.5
BS500	50" Open Side Bench	1.5	0	1.25	0
BS500-120L	50" Angled Open Side Bench, Left	1.5	0	1.25	0
BS500-120R	50" Angled Open Side Bench, Right	1.5	0	1.25	0
BS501L	50" Chaise Bench with Partial Back, Left	1.5	1.75	1.25	0
BS501R	50" Chaise Bench with Partial Back, Right	1.5	1.75	1.25	0
BS502-120L	50" Angled Open Side Bench with Back, Left	1.5	1.75	1.25	0
BS502-120R	50" Angled Open Side Bench with Back, Right	1.5	1.75	1.25	0
BS502L	50" Open Side Bench with Back, Left	1.5	1.75	1.25	0
BS502R	50" Open Side Bench with Back, Right	1.5	1.75	1.25	0
BS720	72" Straight Bench	3	0	0	0.75
BS720-120L	72" Angled Bench, Left	3	0	0	0.75
BS720-120R	72" Angled Bench, Right	3	0	0	0.75
BS720-122	72" Dual Angled Bench	3	0	0	0.75
BS721L	72" Partial Back Bench, Left	3	2.25	0	0.75
BS721R	72" Partial Back Bench, Right	3	2.25	0	0.75
BS722	72" Straight Bench with Back	3	3	0	0.75
BS722-120L	72" Angled Bench with Back, Left	3	3	0	0.75
BS722-120R	72" Angled Bench with Back, Right	3	3	0	0.75
BS722-122	72" Dual Angled Bench with Back	3	3	0	0.75
BS740	74" Open Side Bench	3	0	1.5	0
BS740-120L	74" Angled Open Side Bench, Left	3	0	1.5	0
BS740-120R	74" Angled Open Side Bench, Right	3	0	1.5	0
BS741L	74" Chaise Bench with Partial Back, Left	3	2.25	1.5	0
BS741R	74" Chaise Bench with Partial Back, Right	3	2.25	1.5	0
BS742-120L	74" Angled Open Side Bench with Back, Left	2.75	3.5	1.5	0
BS742-120R	74" Angled Open Side Bench with Back, Right	2.75	3.5	1.5	0
BS742L	74" Open Side Bench with Back, Left	2.75	3.5	1.5	0
BS742R	74" Open Side Bench with Back, Right	2.75	3.5	1.5	0
BS750	Freestanding Bench	2.75	0	0	1


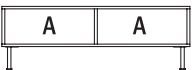
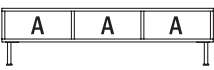
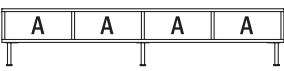
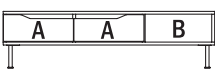
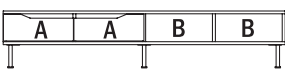
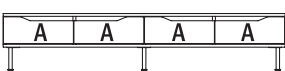
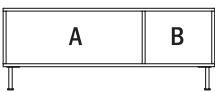
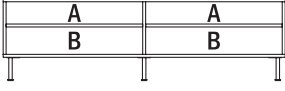

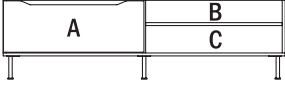
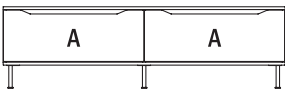



## BeSPACE

**BeSPACE – Compartment - Drawer Sizes**

All sizes are rounded down to the nearest 1/4" - sizes for drawers are interior dimensions of drawer boxes.

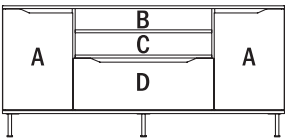
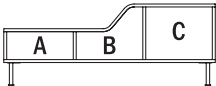
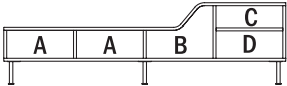
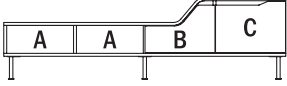
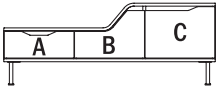
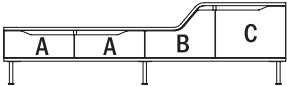
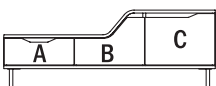
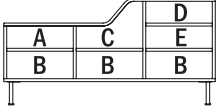
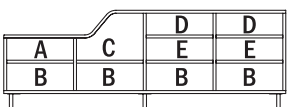
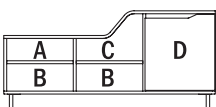
Unless noted sizes listed are dimensions for the interior compartments – compartment shelves are fixed, shelves are non-adjustable.

	Models	A	B	C	D	E	F
	BS24240CT	9 H 22 W 22 1/4 D					
	BS24480CT	9 H 22 3/4 W 22 3/8 D					
	BS1854-16SOS	7 H 17 W 15 1/2 D					
	BS1872-16SOS	7 H 17 W 15 1/2 D					
	BS1854-16SDWR BS1854-16SDWL	4 1/4 H 15 1/4 W 10 3/4 D Drawer Interior	7 H 17 W 15 1/2 D				
	BS1872-16SDWR BS1872-16SDWL	4 1/4 H 15 1/4 W 10 3/4 D Drawer Interior	7 H 17 W 15 1/2 D				
	BS1872-16SFS	4 1/4 H 15 1/4 W 10 3/4 D Drawer Interior					
	BS1854-20SOSR BS1854-20SOSL	13 1/4 H 34 3/4 W 15 1/2 D	13 1/4 H 17 W 15 1/2 D				
	BS1872-20SOS	5 1/2 H 34 3/4 W 15 1/2 D	7 H 34 3/4 W 15 1/2 D				
	BS1854-20SDWR BS1854-20SDWL	8 1/2 H 33 W 10 3/4 D Drawer Interior	13 1/4 H 17 W 15 1/2 D				
	BS1872-20SDWR BS1872-20SDWL	8 1/2 H 33 W 10 3/4 D Drawer Interior	5 1/2 H 34 3/4 W 15 1/2 D	7 H 34 3/4 W 15 1/2 D			
	BS1872-20SFS	8 1/2 H 33 W 10 3/4 D Drawer Interior					
	BS1854-27SOSR BS1854-27SOSL	5 1/2 H 34 3/4 W 15 1/2 D	13 1/4 H 34 3/4 W 15 1/2 D	5 1/2 H 17 W 15 1/2 D	13 1/4 H 17 W 15 1/2 D		

## BeSPACE – Compartment - Drawer Sizes (continued)

	Models	A	B	C	D	E	F
	BS1872-27SOS	5 1/2 H 17 W 15 1/2 D	13 1/4 H 17 W 15 1/2 D	5 1/2 H 34 3/4 W 15 1/2 D	13 1/4 H 34 3/4 W 15 1/2 D		
	BS1854-27SDWR BS1854-27SDWL	5 1/2 H 34 3/4 W 15 1/2 D	8 1/2 H 33 W 10 3/4 D Drawer Interior	5 1/2 H 17 W 15 1/2 D	13 1/4 H 17 W 15 1/2 D		
	BS1854-27SFSR BS1854-27SFSL	5 1/2 H 34 3/4 W 15 1/2 D	8 1/2 H 33 W 10 3/4 D Drawer Interior	5 1/2 H 13 1/4 H 17 W 14 3/4 D Hinge Door			
	BS1872-27SSR BS1872-27SSL	5 1/2 H 17 W 15 1/2 D	13 1/4 H 17 W 15 1/2 D	5 1/2 H 34 3/4 W 15 1/2 D	8 1/2 H 33 W 10 3/4 D Drawer Interior	5 1/2 H Top Section 13 1/4 H Bottom Section 17 W 14 3/4 D Hinge Door	
	BS1872-27SFS	5 1/2 H Top Section 13 1/4 H Bottom Section 17 W 14 3/4 D Hinge Door	5 1/2 H 34 3/4 W 15 1/2 D	8 1/2 H 33 W 10 3/4 D Drawer Interior			
	BS1854-33SOSR BS1854-33SOSL	5 1/2 H 34 3/4 W 15 1/2 D	5 1/2 H 34 3/4 W 15 1/2 D	13 1/4 H 34 3/4 W 15 1/2 D	5 1/4 H 17 W 15 1/2 D	5 1/2 H 17 W 15 1/2 D	13 1/4 H 17 W 15 1/2 D
	BS1872-33SOS	5 1/4 H 17 W 15 1/2 D	5 1/2 H 17 W 15 1/2 D	13 1/2 H 17 W 15 1/2 D	5 1/4 H 34 3/4 W 15 1/2 D	5 1/2 H 34 3/4 W 15 1/2 D	13 1/2 H 34 3/4 W 15 1/2 D
	BS1854-33SFSR BS1854-33SFSL	5 1/4 H 34 3/4 W 15 1/2 D	5 1/2 H 34 3/4 W 15 1/2 D	8 1/2 H 33 W 10 3/4 D Drawer Interior	5 1/4 H Top Section 5 1/2 H Middle Section 13 1/4 H Bottom Section 17 W 14 3/4 D Hinge Door		
	BS1872-33SSR BS1872-33SSL	5 1/4 H 17 W 15 1/2 D	5 1/2 H 17 W 15 1/2 D	13 1/4 H 17 W 15 1/2 D	5 1/4 H 34 3/4 W 15 1/2 D	5 1/2 H 34 3/4 W 15 1/2 D	8 1/2 H 33 W 10 3/4 D Drawer Interior G 5 1/4 H Top Section 5 1/2 H Middle Section 13 1/4 H Bottom Section 17 W 14 3/4 D Hinge Door



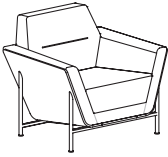
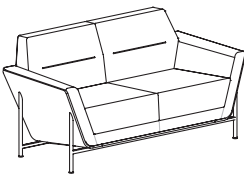
**BeSPACE – Compartment - Drawer Sizes (continued)**

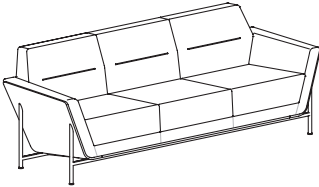
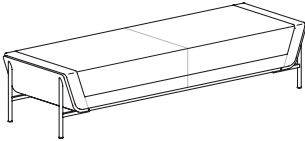
	Models	A	B	C	D	E	F
	BS1872-33SFS	5 1/4 H Top Section 5 1/2 H Middle Section 13 1/4 H Bottom Section 17 W 14 3/4 D Hinge Door	5 1/4 H 34 3/4 W 15 1/2 D	5 1/2 H 34 3/4 W 15 1/2 D	8 1/2 H 33 W 10 3/4 D Drawer Interior		
	BS1854-20TOSR BS1854-20TOSL	7 H 17 W 15 1/2 D	7 H 13 1/4 H Transition 17 W 15 1/2 D	13 1/4 H 17 W 15 1/2 D			
	BS1872-20TOSR BS1872-20TOSL	7 H 17 W 15 1/2 D	7 H 13 1/4 H Transition 17 W 15 1/2 D	5 1/2 H 17 W 15 1/2 D	7 H 17 W 15 1/2 D		
	BS1872-20TSR BS1872-20TSL	7 H 17 W 15 1/2 D	4 1/4 H 15 1/4 W 10 3/4 D Drawer Interior	8 1/2 H 15 1/4 W 10 3/4 D Drawer Interior			
	BS1854-20TFSR BS1854-20TFSL	4 1/4 H 15 1/4 W 10 3/4 D Drawer Interior	4 1/4 H 15 1/4 W 10 3/4 D Drawer Interior	8 1/2 H 15 1/4 W 10 3/4 D Drawer Interior			
	BS1872-20TFSR BS1872-20TFSL	4 1/4 H 15 1/4 W 10 3/4 D Drawer Interior	4 1/4 H 15 1/4 W 10 3/4 D Drawer Interior	8 1/2 H 15 1/4 W 10 3/4 D Drawer Interior			
	BS1854-20TDSR BS1854-20TDSL	4 1/4 H 15 1/4 W 10 3/4 D Drawer Interior	4 1/4 H 15 1/4 W 10 3/4 D Drawer Interior	13 1/4 H 17 W 14 3/4 D Hinge Door			
	BS1854-27TOSR BS1854-27TOSL	5 1/2 H 17 W 15 1/2 D	7 H 17 W 15 1/2 D	5 1/2 H 12 H Transition 17 W 15 1/2 D	5 1/2 H 17 W 15 1/2 D	5 1/2 H 17 W 15 1/2 D	
	BS1872-27TOSR BS1872-27TOSL	5 1/2 H 17 W 15 1/2 D	7 H 17 W 15 1/2 D	5 1/2 H 12 H Transition 17 W 15 1/2 D	5 1/2 H 17 W 15 1/2 D	5 1/2 H 17 W 15 1/2 D	
	BS1854-27THDR BS1854-27THDL	5 1/2 H 17 W 15 1/2 D	7 H 17 W 15 1/2 D	15 1/2 H 12 H Transition 17 W 15 1/2 D	5 1/2 H Top Section 5 1/2 H Middle Section 7 H Bottom Section 17 W 14 3/4 D Hinge Door		

## BeSPACE – Compartment - Drawer Sizes (continued)

	Models	A	B	C	D	E	F
	BS1872-27TSR BS1872-27TSL	5 1/2 H 17 W 15 1/2 D	7 H 17 W 15 1/2 D	5 1/2 H 12 H Transition 17 W 15 1/2 D	5 1/2 H Top Section 5 1/2 H Middle Section 7 H Bottom Section 17 W 14 3/4 D Hinge Door		
	BS1854-27TFSR BS1854-27TSL	8 1/2 H 15 1/4 W 10 3/4 D Drawer Interior	8 1/2 H 15 1/4 W 10 3/4 D Drawer Interior	5 1/2 H Top Section 5 1/2 H Middle Section 7 H Bottom Section 17 W 14 3/4 D Hinge Door			
	BS1872-27TFSR BS1872-27TSL	8 1/2 H 15 1/4 W 10 3/4 D Drawer Interior	8 1/2 H 15 1/4 W 10 3/4 D Drawer Interior	5 1/2 H Top Section 5 1/2 H Middle Section 7 H Bottom Section 17 W 14 3/4 D Hinge Door			
	BS1854-33TOSR BS1854-33TOSL	5 1/2 H 17 W 15 1/2 D	13 1/2 H 17 W 15 1/2 D	5 1/2 H 11 3/4 H Transition 17 W 15 1/2 D	5 1/2 H 17 W 15 1/2 D	5 1/2 H 17 W 15 1/2 D	
	BS1872-33TOSR BS1872-33TOSL	5 1/2 H 17 W 15 1/2 D	13 1/2 H 17 W 15 1/2 D	5 1/2 H 11 3/4 H Transition 17 W 15 1/2 D	5 1/2 H 17 W 15 1/2 D	5 1/2 H 17 W 15 1/2 D	
	BS1872-33TSR BS1872-33TSL	5 1/2 H 17 W 15 1/2 D	13 1/2 H 17 W 15 1/2 D	5 1/2 H 11 3/4 H Transition 17 W 15 1/2 D	5 1/2 H Top Section 5 1/2 H Middle Section 13 1/2 H Bottom Section 17 W 14 3/4 D Hinge Door		
	BS1854-33TFSR BS1854-33TSL	5 1/2 H 17 W 15 1/2 D	8 1/2 H 15 1/4 W 10 3/4 D Drawer Interior	5 1/2 H 11 3/4 H Transition 17 W 15 1/2 D	5 1/2 H Top Section 5 1/2 H Middle Section 13 1/2 H Bottom Section 17 W 14 3/4 D Hinge Door		
	BS1872-33TFSR BS1872-33TSL	5 1/2 H 17 W 15 1/2 D	8 1/2 H 15 1/4 W 10 3/4 D Drawer Interior	5 1/2 H 11 3/4 H Transition 17 W 15 1/2 D	5 1/2 H Top Section 5 1/2 H Middle Section 13 1/2 H Bottom Section 17 W 14 3/4 D Hinge Door		

BeSPACE  
FreestandingC  
O  
K  
C  
0  
0  
2  
0  
5

Description	Model	Specifications	List Price Per Grade																														
<div>Swivel Lounge Chair</div> 	<b>BS1-S</b> <ul style="list-style-type: none"><li>single seat lounge</li><li>four prong swivel base with self-returning mechanism</li><li>bent ply shell</li><li>COM based on single fabric</li><li>multiple fabrics, see <a href="#">BS9</a> for yardage requirements</li></ul>	<table><tr><th>Dimensions</th><th>D</th><th>W</th><th>H</th></tr><tr><td>Overall</td><td>29 1/2</td><td>33 1/4</td><td>29 3/4</td></tr><tr><td>Seat</td><td>20 1/2</td><td>21 1/2</td><td>17</td></tr><tr><td>Arm</td><td colspan="3">22 3/4</td></tr><tr><th colspan="2">Upholstery</th><th colspan="2">Shipping</th></tr><tr><td>COM Ydg</td><td>3 3/4</td><td>Ctn Wt</td><td>115</td></tr><tr><td>COL Sq Ft</td><td>75</td><td>Cu Ft</td><td>21</td></tr></table>	Dimensions	D	W	H	Overall	29 1/2	33 1/4	29 3/4	Seat	20 1/2	21 1/2	17	Arm	22 3/4			Upholstery		Shipping		COM Ydg	3 3/4	Ctn Wt	115	COL Sq Ft	75	Cu Ft	21	COM \$3,652 A \$3,702 B \$3,799 COL/C \$3,974 D \$4,198 E \$4,418 F \$4,764 G \$5,136 H \$5,528 I \$6,145 J \$6,890 L1 \$5,406 L2 \$5,851		
		Dimensions	D	W	H																												
		Overall	29 1/2	33 1/4	29 3/4																												
		Seat	20 1/2	21 1/2	17																												
		Arm	22 3/4																														
		Upholstery		Shipping																													
		COM Ydg	3 3/4	Ctn Wt	115																												
		COL Sq Ft	75	Cu Ft	21																												
		<div>Ottoman</div> 	<b>BS230</b> <ul style="list-style-type: none"><li>four prong swivel base</li><li>bent ply shell</li></ul>	<table><tr><th>Dimensions</th><th>D</th><th>W</th><th>H</th></tr><tr><td>Overall</td><td>23</td><td>23 1/4</td><td>14</td></tr><tr><th colspan="2">Upholstery</th><th colspan="2">Shipping</th></tr><tr><td>COM Ydg</td><td>1</td><td>Ctn Wt</td><td>45</td></tr><tr><td>COL Sq Ft</td><td>20</td><td>Cu Ft</td><td>5</td></tr></table>	Dimensions	D	W	H	Overall	23	23 1/4	14	Upholstery		Shipping		COM Ydg	1	Ctn Wt	45	COL Sq Ft	20	Cu Ft	5	COM \$1,852 A \$1,864 B \$1,890 COL/C \$1,937 D \$1,997 E \$2,055 F \$2,147 G \$2,245 H \$2,351 I \$2,517 J \$2,714 L1 \$2,318 L2 \$2,438								
				Dimensions	D	W	H																										
Overall	23			23 1/4	14																												
Upholstery				Shipping																													
COM Ydg	1			Ctn Wt	45																												
COL Sq Ft	20			Cu Ft	5																												
<div>Lounge Chair</div> 	<b>BS1</b> <ul style="list-style-type: none"><li>single seat lounge</li><li>bent ply shell</li><li>COM based on single fabric</li><li>multiple fabrics, see <a href="#">BS9</a> for yardage requirements</li></ul>			<table><tr><th>Dimensions</th><th>D</th><th>W</th><th>H</th></tr><tr><td>Overall</td><td>29 1/2</td><td>33 1/4</td><td>29 3/4</td></tr><tr><td>Seat</td><td>20 1/2</td><td>21 1/2</td><td>17</td></tr><tr><td>Arm</td><td colspan="3">22 3/4</td></tr><tr><th colspan="2">Upholstery</th><th colspan="2">Shipping</th></tr><tr><td>COM Ydg</td><td>3 3/4</td><td>Ctn Wt</td><td>115</td></tr><tr><td>COL Sq Ft</td><td>75</td><td>Cu Ft</td><td>21</td></tr></table>	Dimensions	D	W	H	Overall	29 1/2	33 1/4	29 3/4	Seat	20 1/2	21 1/2	17	Arm	22 3/4			Upholstery		Shipping		COM Ydg	3 3/4	Ctn Wt	115	COL Sq Ft	75	Cu Ft	21	COM \$3,652 A \$3,702 B \$3,799 COL/C \$3,974 D \$4,198 E \$4,418 F \$4,764 G \$5,136 H \$5,528 I \$6,145 J \$6,890 L1 \$5,406 L2 \$5,851
				Dimensions	D	W	H																										
				Overall	29 1/2	33 1/4	29 3/4																										
				Seat	20 1/2	21 1/2	17																										
		Arm	22 3/4																														
		Upholstery		Shipping																													
		COM Ydg	3 3/4	Ctn Wt	115																												
		COL Sq Ft	75	Cu Ft	21																												
		<div>Settee Lounge</div> 	<b>BS2</b> <ul style="list-style-type: none"><li>two seat lounge</li><li>bent ply shell</li><li>COM based on single fabric</li><li>multiple fabrics, see <a href="#">BS9</a> for yardage requirements</li></ul>	<table><tr><th>Dimensions</th><th>D</th><th>W</th><th>H</th></tr><tr><td>Overall</td><td>29 1/2</td><td>58 1/4</td><td>29 3/4</td></tr><tr><td>Seat</td><td>20 1/2</td><td>46 1/2</td><td>17</td></tr><tr><td>Arm</td><td colspan="3">22 3/4</td></tr><tr><th colspan="2">Upholstery</th><th colspan="2">Shipping</th></tr><tr><td>COM Ydg</td><td>6</td><td>Ctn Wt</td><td>178</td></tr><tr><td>COL Sq Ft</td><td>120</td><td>Cu Ft</td><td>36</td></tr></table>	Dimensions	D	W	H	Overall	29 1/2	58 1/4	29 3/4	Seat	20 1/2	46 1/2	17	Arm	22 3/4			Upholstery		Shipping		COM Ydg	6	Ctn Wt	178	COL Sq Ft	120	Cu Ft	36	COM \$5,082 A \$5,160 B \$5,320 COL/C \$5,597 D \$5,954 E \$6,306 F \$6,862 G \$7,453 H \$8,087 I \$9,075 J \$10,262 L1 \$7,887 L2 \$8,599
				Dimensions	D	W	H																										
Overall	29 1/2			58 1/4	29 3/4																												
Seat	20 1/2			46 1/2	17																												
Arm	22 3/4																																
Upholstery				Shipping																													
COM Ydg	6			Ctn Wt	178																												
COL Sq Ft	120			Cu Ft	36																												

Description	1 Model	Specifications				List Price Per Grade	
<b>Sofa Lounge</b>  	<b>BS3</b> • three seat lounge • bent ply shell • COM based on single fabric • multiple fabrics, see <a href="#">BS9</a> for yardage requirements	<b>Dimensions</b>	<b>D</b>	<b>W</b>	<b>H</b>	COM	\$6,080
		Overall	29 1/2	82 1/4	29 3/4	A	\$6,189
		Seat	20 1/2	70 1/2	17	B	\$6,406
		Arm			22 3/4	COL/C	\$6,787
		<b>Upholstery</b>		<b>Shipping</b>		D	\$7,275
		COM Ydg	8 1/4	Ctn Wt	244	E	\$7,766
		COL Sq Ft	165	Cu Ft	50	F	\$8,525
						G	\$9,340
						H	\$10,211
						I	\$11,570
<b>Freestanding Bench</b>  	<b>BS750</b> • bent ply shell • COM based on single fabric • multiple fabrics, see <a href="#">BS9</a> for yardage requirements	<b>Dimensions</b>	<b>D</b>	<b>W</b>	<b>H</b>	COM	\$3,132
		Overall	24	74 1/2	17	A	\$3,171
		Seat	24	66 3/4	17	B	\$3,250
		<b>Upholstery</b>		<b>Shipping</b>		COL/C	\$3,389
		COM Ydg	3 3/4	Ctn Wt	78	D	\$3,567
		COL Sq Ft	75	Cu Ft	22	E	\$3,745
						F	\$4,022
						G	\$4,317
						H	\$4,636
						I	\$5,131
						J	\$5,720
						L1	\$4,693
						L2	\$5,089

**To Order, Specify:**

- 1 Model Number
- 2 Wood Species - Rift Cut White Oak (WK4) or Flat Cut Walnut (WA1)
- 3 Wood Finish [See Wood Finish Options](#)
- 4 Metal Leg Color [See Metal Leg Color Options](#)
- 5 Fabric Selection - Vendor, Pattern and Color
  - A. Seat
  - B. Back
  - C. Deck or Deck and Arm(s)

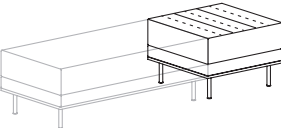
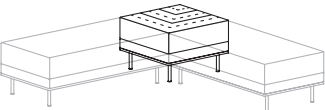
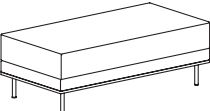
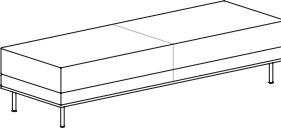
Visit [www.jsifurniture.com/finishes-and-materials/textiles](http://www.jsifurniture.com/finishes-and-materials/textiles) for our textiles program.  
See selection of standard and graded in manufacturers and patterns.

**Specifications:**

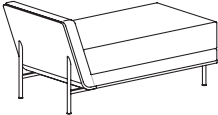
- Wood species - Rift Cut White Oak or Flat Cut Walnut.
- 5/8" thick exterior plywood.
- Interior seating frame and support components are made from 3/4" interior grade plywood.
- Exterior feet and leg frames are fabricated from 14 guage steel tubing.
- Freestanding units have 6" thick high-resilience seat foam for durability.
- Freestanding back and arm foam is high density for comfort and durability.
- Ottoman and bench unit have a high-resilience seat foam placed onto sheet webbing for comfort and durability.

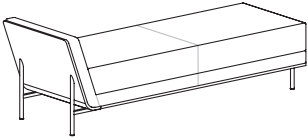
BeSPACE  
Modular

C  
O  
K  
C  
0  
0  
2  
0  
5

Description	① Model	Specifications				List Price Per Grade	
 24" Straight Bench	<b>BS240</b> <ul style="list-style-type: none"><li>• plywood platform</li><li>• linking hardware</li><li>• COM based on single fabric</li><li>• multiple fabrics, see <a href="#">BS9</a> for yardage requirements</li><li>• links only to other units with a square end, (cannot link to a 120° angled end)</li></ul>	<b>Dimensions</b>		<b>D</b>	<b>W</b>	<b>H</b>	<b>COM</b> \$1,334
		Overall		24	24	16 1/2	<b>A</b> \$1,359
		Seat		24	24	16 1/2	<b>B</b> \$1,405
		<b>Upholstery</b>		<b>Shipping</b>			<b>COL/C</b> \$1,484
		COM Ydg		1 3/4	Ctn Wt	48	<b>D</b> \$1,589
COL Sq Ft		35	Cu Ft	6	<b>E</b> \$1,693		
					<b>F</b> \$1,854		
					<b>G</b> \$2,026		
					<b>H</b> \$2,212		
					<b>I</b> \$2,499		
					<b>J</b> \$2,845		
					<b>L1</b> \$2,152		
					<b>L2</b> \$2,361		
 24" Corner Bench	<b>BS240C</b> <ul style="list-style-type: none"><li>• diagonal seam</li><li>• plywood platform</li><li>• linking hardware</li><li>• COM based on single fabric</li><li>• multiple fabrics, see <a href="#">BS9</a> for yardage requirements</li><li>• links only to other units with a square end, (cannot link to a 120° angled end)</li></ul>	<b>Dimensions</b>		<b>D</b>	<b>W</b>	<b>H</b>	<b>COM</b> \$1,334
		Overall		24	24	16 1/2	<b>A</b> \$1,359
		Seat		24	24	16 1/2	<b>B</b> \$1,405
		<b>Upholstery</b>		<b>Shipping</b>			<b>COL/C</b> \$1,484
		COM Ydg		1 3/4	Ctn Wt	48	<b>D</b> \$1,589
COL Sq Ft		35	Cu Ft	6	<b>E</b> \$1,693		
					<b>F</b> \$1,854		
					<b>G</b> \$2,026		
					<b>H</b> \$2,212		
					<b>I</b> \$2,499		
					<b>J</b> \$2,845		
					<b>L1</b> \$2,152		
					<b>L2</b> \$2,361		
 48" Straight Bench	<b>BS480</b> <ul style="list-style-type: none"><li>• plywood platform</li><li>• linking hardware</li><li>• COM based on single fabric</li><li>• multiple fabrics, see <a href="#">BS9</a> for yardage requirements</li><li>• links only to other units with a square end, (cannot link to a 120° angled end)</li></ul>	<b>Dimensions</b>		<b>D</b>	<b>W</b>	<b>H</b>	<b>COM</b> \$1,915
		Overall		24	48	16 1/2	<b>A</b> \$1,942
		Seat		24	48	16 1/2	<b>B</b> \$1,995
		<b>Upholstery</b>		<b>Shipping</b>			<b>COL/C</b> \$2,087
		COM Ydg		2	Ctn Wt	61	<b>D</b> \$2,203
COL Sq Ft		44	Cu Ft	11	<b>E</b> \$2,323		
					<b>F</b> \$2,506		
					<b>G</b> \$2,706		
					<b>H</b> \$2,915		
					<b>I</b> \$3,247		
					<b>J</b> \$3,640		
					<b>L1</b> \$2,850		
					<b>L2</b> \$3,087		
 72" Straight Bench	<b>BS720</b> <ul style="list-style-type: none"><li>• plywood platform</li><li>• linking hardware</li><li>• COM based on single fabric</li><li>• multiple fabrics, see <a href="#">BS9</a> for yardage requirements</li><li>• links only to other units with a square end, (cannot link to a 120° angled end)</li></ul>	<b>Dimensions</b>		<b>D</b>	<b>W</b>	<b>H</b>	<b>COM</b> \$2,561
		Overall		24	72	16 1/2	<b>A</b> \$2,612
		Seat		24	72	16 1/2	<b>B</b> \$2,711
		<b>Upholstery</b>		<b>Shipping</b>			<b>COL/C</b> \$2,885
		COM Ydg		3 3/4	Ctn Wt	86	<b>D</b> \$3,106
COL Sq Ft		83	Cu Ft	17	<b>E</b> \$3,327		
					<b>F</b> \$3,673		
					<b>G</b> \$4,043		
					<b>H</b> \$4,439		
					<b>I</b> \$5,056		
					<b>J</b> \$5,796		
					<b>L1</b> \$4,513		
					<b>L2</b> \$5,007		



Description	1 Model	Specifications				List Price Per Grade	
<div>50" Open Side Bench</div> <div></div>	<div>BS500</div> <ul style="list-style-type: none"><li>• bent ply shell</li><li>• linking hardware</li><li>• COM based on single fabric</li><li>• multiple fabrics, see <a href="#">BS9</a> for yardage requirements</li><li>• links only to other units with a square end, (cannot link to a 120° angled end)</li></ul>	Dimensions	D	W	H	COM	\$2,721
		Overall	24	49 3/4	24 3/4	A	\$2,759
		Seat	24	42 3/4	16 1/2	B	\$2,828
		Arm			24 3/4	COL/C	\$2,959
		Upholstery		Shipping		D	\$3,123
		COM Ydg	2 3/4	Ctn Wt	89	E	\$3,284
		COL Sq Ft	60 1/2	Cu Ft	20	F	\$3,537
						G	\$3,809
						H	\$4,100
						I	\$4,551
				J	\$5,097		
				L1	\$4,155		
				L2	\$4,516		

<div>74" Open Side Bench</div> <div></div>	<div>BS740</div> <ul style="list-style-type: none"><li>• bent ply shell</li><li>• linking hardware</li><li>• COM based on single fabric</li><li>• multiple fabrics, see <a href="#">BS9</a> for yardage requirements</li><li>• links only to other units with a square end, (cannot link to a 120° angled end)</li></ul>	Dimensions	D	W	H	COM	\$3,384
		Overall	24	73 3/4	24 3/4	A	\$3,446
		Seat	24	66 3/4	16 1/2	B	\$3,562
		Arm			24 3/4	COL/C	\$3,768
		Upholstery		Shipping		D	\$4,035
		COM Ydg	4 1/2	Ctn Wt	145	E	\$4,301
		COL Sq Ft	99	Cu Ft	31	F	\$4,718
						G	\$5,160
						H	\$5,636
						I	\$6,378
				J	\$7,268		
				L1	\$5,727		
				L2	\$6,319		

**To Order, Specify:**

- 1 Model Number
- 2 Wood Species - Rift Cut White Oak (WK4) or Flat Cut Walnut (WA1)
- 3 Wood Finish [See Wood Finish Options](#)
- 4 Metal Leg Color [See Metal Leg Color Options](#)
- 5 Fabric Selection - Vendor, Pattern and Color
  - A. Seat
  - B. Back
  - C. Deck or Deck and Arm(s)

Visit [www.jsifurniture.com/finishes-and-materials/textiles](http://www.jsifurniture.com/finishes-and-materials/textiles) for our textiles program.  
See selection of standard and graded in manufacturers and patterns.

**Specifications:**

- Wood species - Rift Cut White Oak or Flat Cut Walnut.
- 5/8" thick exterior plywood.
- Interior seating frame and support components are made from 3/4" interior grade plywood.
- Exterior feet and leg frames are fabricated from 14 guage steel tubing.
- Modular seating units have a 3 1/2" high-resilience seat foam placed onto sheet webbing for comfort and durability.
- Modular back and arm foam is high density for comfort and durability.

BeSPACE  
ModularC  
O  
K  
C  
0  
0  
2  
0  
5

Description	Model	Specifications	List Price Per Grade																								
48" Partial Back Bench	BS481R BS481L <ul style="list-style-type: none"> <li>plywood platform</li> <li>linking hardware</li> <li>COM based on single fabric</li> <li>multiple fabrics, see <a href="#">BS9</a> for yardage requirements</li> <li>links only to other units with a square end, (cannot link to a 120° angled end)</li> </ul>	<table> <tr> <th>Dimensions</th><th>D</th><th>W</th><th>H</th></tr> <tr> <td>Overall</td><td>24</td><td>48</td><td>28 1/2</td></tr> <tr> <td>Seat</td><td>17</td><td>48</td><td>16 1/2</td></tr> <tr> <th>Upholstery</th><th colspan="3">Shipping</th></tr> <tr> <td>COM Ydg</td><td>3 1/2</td><td>Ctn Wt</td><td>92</td></tr> <tr> <td>COL Sq Ft</td><td>77</td><td>Cu Ft</td><td>18</td></tr> </table>	Dimensions	D	W	H	Overall	24	48	28 1/2	Seat	17	48	16 1/2	Upholstery	Shipping			COM Ydg	3 1/2	Ctn Wt	92	COL Sq Ft	77	Cu Ft	18	COM \$2,442 A \$2,487 B \$2,578 COL/C \$2,740 D \$2,948 E \$3,159 F \$3,480 G \$3,826 H \$4,194 I \$4,772 J \$5,460 L1 \$4,261 L2 \$4,725
Dimensions	D	W	H																								
Overall	24	48	28 1/2																								
Seat	17	48	16 1/2																								
Upholstery	Shipping																										
COM Ydg	3 1/2	Ctn Wt	92																								
COL Sq Ft	77	Cu Ft	18																								
72" Partial Back Bench	BS721R BS721L <ul style="list-style-type: none"> <li>plywood platform</li> <li>linking hardware</li> <li>COM based on single fabric</li> <li>multiple fabrics, see <a href="#">BS9</a> for yardage requirements</li> <li>links only to other units with a square end, (cannot link to a 120° angled end)</li> </ul>	<table> <tr> <th>Dimensions</th><th>D</th><th>W</th><th>H</th></tr> <tr> <td>Overall</td><td>24</td><td>72</td><td>28 1/2</td></tr> <tr> <td>Seat</td><td>17</td><td>72</td><td>16 1/2</td></tr> <tr> <th>Upholstery</th><th colspan="3">Shipping</th></tr> <tr> <td>COM Ydg</td><td>6</td><td>Ctn Wt</td><td>120</td></tr> <tr> <td>COL Sq Ft</td><td>132</td><td>Cu Ft</td><td>34</td></tr> </table>	Dimensions	D	W	H	Overall	24	72	28 1/2	Seat	17	72	16 1/2	Upholstery	Shipping			COM Ydg	6	Ctn Wt	120	COL Sq Ft	132	Cu Ft	34	COM \$3,528 A \$3,607 B \$3,763 COL/C \$4,040 D \$4,398 E \$4,750 F \$5,305 G \$5,899 H \$6,532 I \$7,519 J \$8,706 L1 \$6,650 L2 \$7,440
Dimensions	D	W	H																								
Overall	24	72	28 1/2																								
Seat	17	72	16 1/2																								
Upholstery	Shipping																										
COM Ydg	6	Ctn Wt	120																								
COL Sq Ft	132	Cu Ft	34																								
48" Straight Bench with Back	BS482 <ul style="list-style-type: none"> <li>plywood platform</li> <li>linking hardware</li> <li>COM based on single fabric</li> <li>multiple fabrics, see <a href="#">BS9z</a> for yardage requirements</li> <li>links only to other units with a square end, (cannot link to a 120° angled end)</li> </ul>	<table> <tr> <th>Dimensions</th><th>D</th><th>W</th><th>H</th></tr> <tr> <td>Overall</td><td>24</td><td>48</td><td>28 1/2</td></tr> <tr> <td>Seat</td><td>17</td><td>48</td><td>16 1/2</td></tr> <tr> <th>Upholstery</th><th colspan="3">Shipping</th></tr> <tr> <td>COM Ydg</td><td>3 1/2</td><td>Ctn Wt</td><td>102</td></tr> <tr> <td>COL Sq Ft</td><td>77</td><td>Cu Ft</td><td>18</td></tr> </table>	Dimensions	D	W	H	Overall	24	48	28 1/2	Seat	17	48	16 1/2	Upholstery	Shipping			COM Ydg	3 1/2	Ctn Wt	102	COL Sq Ft	77	Cu Ft	18	COM \$2,315 A \$2,364 B \$2,454 COL/C \$2,615 D \$2,823 E \$3,031 F \$3,355 G \$3,700 H \$4,069 I \$4,646 J \$5,336 L1 \$4,136 L2 \$4,600
Dimensions	D	W	H																								
Overall	24	48	28 1/2																								
Seat	17	48	16 1/2																								
Upholstery	Shipping																										
COM Ydg	3 1/2	Ctn Wt	102																								
COL Sq Ft	77	Cu Ft	18																								
72" Straight Bench with Back	BS722 <ul style="list-style-type: none"> <li>plywood platform</li> <li>linking hardware</li> <li>COM based on single fabric</li> <li>multiple fabrics, see <a href="#">BS9</a> for yardage requirements</li> <li>links only to other units with a square end, (cannot link to a 120° angled end)</li> </ul>	<table> <tr> <th>Dimensions</th><th>D</th><th>W</th><th>H</th></tr> <tr> <td>Overall</td><td>24</td><td>72</td><td>28 1/2</td></tr> <tr> <td>Seat</td><td>17</td><td>72</td><td>16 1/2</td></tr> <tr> <th>Upholstery</th><th colspan="3">Shipping</th></tr> <tr> <td>COM Ydg</td><td>6 3/4</td><td>Ctn Wt</td><td>137</td></tr> <tr> <td>COL Sq Ft</td><td>149</td><td>Cu Ft</td><td>34</td></tr> </table>	Dimensions	D	W	H	Overall	24	72	28 1/2	Seat	17	72	16 1/2	Upholstery	Shipping			COM Ydg	6 3/4	Ctn Wt	137	COL Sq Ft	149	Cu Ft	34	COM \$3,451 A \$3,541 B \$3,719 COL/C \$4,030 D \$4,431 E \$4,832 F \$5,453 G \$6,122 H \$6,831 I \$7,943 J \$9,278 L1 \$6,964 L2 \$7,852
Dimensions	D	W	H																								
Overall	24	72	28 1/2																								
Seat	17	72	16 1/2																								
Upholstery	Shipping																										
COM Ydg	6 3/4	Ctn Wt	137																								
COL Sq Ft	149	Cu Ft	34																								

</

**To Order, Specify:**

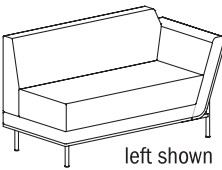


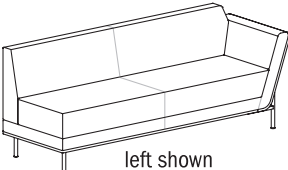


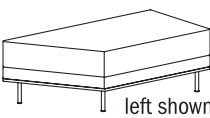


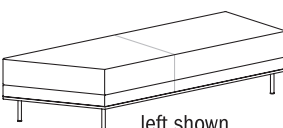


- ① Model Number
- ② Wood Species - Rift Cut White Oak (WK4) or Flat Cut Walnut (WA1)
- ③ Wood Finish [See Wood Finish Options](#)
- ④ Metal Leg Color [See Metal Leg Color Options](#)
- ⑤ Fabric Selection - Vendor, Pattern and Color
  - A. Seat
  - B. Back
  - C. Deck or Deck and Arm(s)

Visit [www.jsifurniture.com/finishes-and-materials/textiles](http://www.jsifurniture.com/finishes-and-materials/textiles) for our textiles program.  
See selection of standard and graded in manufacturers and patterns.

**Specifications:**

- Wood species - Rift Cut White Oak or Flat Cut Walnut.
- 5/8" thick exterior plywood.
- Interior seating frame and support components are made from 3/4" interior grade plywood.
- Exterior feet and leg frames are fabricated from 14 guage steel tubing.
- Modular seating units have a 3 1/2" high-resilience seat foam placed onto sheet webbing for comfort and durability.
- Modular back and arm foam is high density for comfort and durability.

BeSPACE  
ModularC  
O  
K  
C  
0  
0  
2  
0  
5

Description	① Model	Specifications	List Price Per Grade																												
<b>50" Open Side Bench with Back</b>  left shown  left  right	<b>BS502R</b> <b>BS502L</b> <ul style="list-style-type: none"><li>· bent ply shell</li><li>· linking hardware</li><li>· COM based on single fabric</li><li>· multiple fabrics, see <a href="#">BS9</a> for yardage requirements</li><li>· links only to other units with a square end, (cannot link to a 120° angled end)</li></ul>	<table><tr><th>Dimensions</th><th>D</th><th>W</th><th>H</th></tr><tr><td>Overall</td><td>24</td><td>49 3/4</td><td>28 1/2</td></tr><tr><td>Seat</td><td>17</td><td>42 3/4</td><td>16 1/2</td></tr><tr><td>Arm</td><td></td><td></td><td>24 3/4</td></tr><tr><th>Upholstery</th><th colspan="3">Shipping</th></tr><tr><td>COM Ydg</td><td>4 1/2</td><td>Ctn Wt</td><td>122</td></tr><tr><td>COL Sq Ft</td><td>99</td><td>Cu Ft</td><td>24</td></tr></table>	Dimensions	D	W	H	Overall	24	49 3/4	28 1/2	Seat	17	42 3/4	16 1/2	Arm			24 3/4	Upholstery	Shipping			COM Ydg	4 1/2	Ctn Wt	122	COL Sq Ft	99	Cu Ft	24	COM \$3,386 A \$3,448 B \$3,565 COL/C \$3,771 D \$4,038 E \$4,305 F \$4,721 G \$5,168 H \$5,641 I \$6,380 J \$7,270 L1 \$5,729 L2 \$6,322
Dimensions	D	W	H																												
Overall	24	49 3/4	28 1/2																												
Seat	17	42 3/4	16 1/2																												
Arm			24 3/4																												
Upholstery	Shipping																														
COM Ydg	4 1/2	Ctn Wt	122																												
COL Sq Ft	99	Cu Ft	24																												
<b>74" Open Side Bench with Back</b>  left shown  left  right	<b>BS742R</b> <b>BS742L</b> <ul style="list-style-type: none"><li>· bent ply shell</li><li>· linking hardware</li><li>· COM based on single fabric</li><li>· multiple fabrics, see <a href="#">BS9</a> for yardage requirements</li><li>· links only to other units with a square end, (cannot link to a 120° angled end)</li></ul>	<table><tr><th>Dimensions</th><th>D</th><th>W</th><th>H</th></tr><tr><td>Overall</td><td>24</td><td>73 3/4</td><td>28 1/2</td></tr><tr><td>Seat</td><td>17</td><td>66 3/4</td><td>16 1/2</td></tr><tr><td>Arm</td><td></td><td></td><td>24 3/4</td></tr><tr><th>Upholstery</th><th colspan="3">Shipping</th></tr><tr><td>COM Ydg</td><td>7 3/4</td><td>Ctn Wt</td><td>188</td></tr><tr><td>COL Sq Ft</td><td>171</td><td>Cu Ft</td><td>34</td></tr></table>	Dimensions	D	W	H	Overall	24	73 3/4	28 1/2	Seat	17	66 3/4	16 1/2	Arm			24 3/4	Upholstery	Shipping			COM Ydg	7 3/4	Ctn Wt	188	COL Sq Ft	171	Cu Ft	34	COM \$4,317 A \$4,422 B \$4,624 COL/C \$4,982 D \$5,442 E \$5,901 F \$6,616 G \$7,382 H \$8,199 I \$9,476 J \$11,006 L1 \$8,350 L2 \$9,371
Dimensions	D	W	H																												
Overall	24	73 3/4	28 1/2																												
Seat	17	66 3/4	16 1/2																												
Arm			24 3/4																												
Upholstery	Shipping																														
COM Ydg	7 3/4	Ctn Wt	188																												
COL Sq Ft	171	Cu Ft	34																												
<b>48" Angled Bench</b>  left shown  left  right	<b>BS480-120R</b> <b>BS480-120L</b> <ul style="list-style-type: none"><li>· plywood platform</li><li>· linking hardware</li><li>· COM based on single fabric</li><li>· multiple fabrics, see <a href="#">BS9</a> for yardage requirements</li><li>· square end links only to other units with a square end</li><li>· 120° angled end links only to other units with a 120° angled end</li></ul>	<table><tr><th>Dimensions</th><th>D</th><th>W</th><th>H</th></tr><tr><td>Overall</td><td>24</td><td>48</td><td>16 1/2</td></tr><tr><td>Seat</td><td>24</td><td>48</td><td>16 1/2</td></tr><tr><th>Upholstery</th><th colspan="3">Shipping</th></tr><tr><td>COM Ydg</td><td>2</td><td>Ctn Wt</td><td>59</td></tr><tr><td>COL Sq Ft</td><td>44</td><td>Cu Ft</td><td>11</td></tr></table>	Dimensions	D	W	H	Overall	24	48	16 1/2	Seat	24	48	16 1/2	Upholstery	Shipping			COM Ydg	2	Ctn Wt	59	COL Sq Ft	44	Cu Ft	11	COM \$2,011 A \$2,039 B \$2,090 COL/C \$2,183 D \$2,304 E \$2,419 F \$2,604 G \$2,803 H \$3,014 I \$3,344 J \$3,739 L1 \$2,947 L2 \$3,185				
Dimensions	D	W	H																												
Overall	24	48	16 1/2																												
Seat	24	48	16 1/2																												
Upholstery	Shipping																														
COM Ydg	2	Ctn Wt	59																												
COL Sq Ft	44	Cu Ft	11																												
<b>72" Angled Bench</b>  left shown  left  right	<b>BS720-120R</b> <b>BS720-120L</b> <ul style="list-style-type: none"><li>· plywood platform</li><li>· linking hardware</li><li>· COM based on single fabric</li><li>· multiple fabrics, see <a href="#">BS9</a> for yardage requirements</li><li>· square end links only to other units with a square end</li><li>· 120° angled end links only to other units with a 120° angled end</li></ul>	<table><tr><th>Dimensions</th><th>D</th><th>W</th><th>H</th></tr><tr><td>Overall</td><td>24</td><td>72</td><td>16 1/2</td></tr><tr><td>Seat</td><td>24</td><td>72</td><td>16 1/2</td></tr><tr><th>Upholstery</th><th colspan="3">Shipping</th></tr><tr><td>COM Ydg</td><td>3 3/4</td><td>Ctn Wt</td><td>82</td></tr><tr><td>COL Sq Ft</td><td>83</td><td>Cu Ft</td><td>17</td></tr></table>	Dimensions	D	W	H	Overall	24	72	16 1/2	Seat	24	72	16 1/2	Upholstery	Shipping			COM Ydg	3 3/4	Ctn Wt	82	COL Sq Ft	83	Cu Ft	17	COM \$2,664 A \$2,715 B \$2,814 COL/C \$2,987 D \$3,210 E \$3,432 F \$3,777 G \$4,147 H \$4,542 I \$5,158 J \$5,901 L1 \$4,615 L2 \$5,110				
Dimensions	D	W	H																												
Overall	24	72	16 1/2																												
Seat	24	72	16 1/2																												
Upholstery	Shipping																														
COM Ydg	3 3/4	Ctn Wt	82																												
COL Sq Ft	83	Cu Ft	17																												

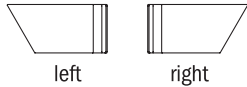
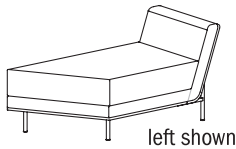
**Description**

**① Model**

**Specifications**

**List Price Per Grade**

**50" Angled Open Side Bench**



**BS500-120R**

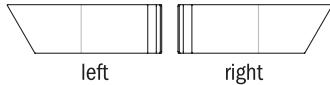
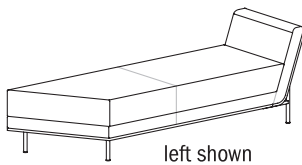
**BS500-120L**

- bent ply shell
- linking hardware
- COM based on single fabric
- multiple fabrics, see [BS9](#) for yardage requirements
- links only to other units with a 120° angled end, (cannot link to a square end)

Dimensions	D	W	H
Overall	24	49 3/4	24 3/4
Seat	24	42 3/4	16 1/2
Arm			24 3/4
Upholstery		Shipping	
COM Ydg	2 3/4	Ctn Wt	84
COL Sq Ft	60 1/2	Cu Ft	20

COM	\$2,782
A	\$2,818
B	\$2,890
COL/C	\$3,019
D	\$3,181
E	\$3,344
F	\$3,597
G	\$3,870
H	\$4,158
I	\$4,612
J	\$5,154
L1	\$4,213
L2	\$4,576

**74" Angled Open Side Bench**



**BS740-120R**

**BS740-120L**

- bent ply shell
- linking hardware
- COM based on single fabric
- multiple fabrics, see [BS9](#) for yardage requirements
- links only to other units with a 120° angled end, (cannot link to a square end)

Dimensions	D	W	H
Overall	24	73 3/4	24 3/4
Seat	24	66 3/4	16 1/2
Arm			24 3/4
Upholstery		Shipping	
COM Ydg	4 1/2	Ctn Wt	141
COL Sq Ft	99	Cu Ft	31

COM	\$3,458
A	\$3,521
B	\$3,636
COL/C	\$3,844
D	\$4,111
E	\$4,379
F	\$4,794
G	\$5,237
H	\$5,713
I	\$6,453
J	\$7,343
L1	\$5,800
L2	\$6,393

**To Order, Specify:**

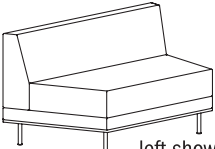


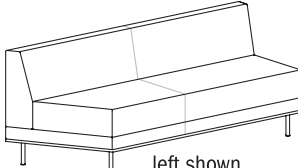


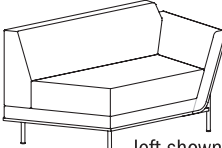


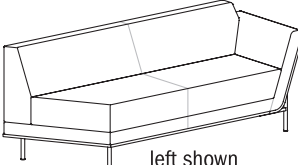


- ① Model Number
- ② Wood Species - Rift Cut White Oak (WK4) or Flat Cut Walnut (WA1)
- ③ Wood Finish [See Wood Finish Options](#)
- ④ Metal Leg Color [See Metal Leg Color Options](#)
- ⑤ Fabric Selection - Vendor, Pattern and Color
  - A. Seat
  - B. Back
  - C. Deck or Deck and Arm(s)

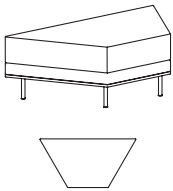
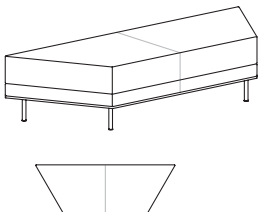
Visit [www.jsifurniture.com/finishes-and-materials/textiles](http://www.jsifurniture.com/finishes-and-materials/textiles) for our textiles program.  
See selection of standard and graded in manufacturers and patterns.

**Specifications:**

- Wood species - Rift Cut White Oak or Flat Cut Walnut.
- 5/8" thick exterior plywood.
- Interior seating frame and support components are made from 3/4" interior grade plywood.
- Exterior feet and leg frames are fabricated from 14 guage steel tubing.
- Modular seating units have a 3 1/2" high-resilience seat foam placed onto sheet webbing for comfort and durability.
- Modular back and arm foam is high density for comfort and durability.

BeSPACE  
ModularC  
O  
K  
C  
0  
0  
2  
0  
5

Description	Model	Specifications	List Price Per Grade																												
<b>48" Angled Bench with Back</b>  left shown  left  right	<b>BS482-120R</b> <b>BS482-120L</b> <ul style="list-style-type: none"><li>plywood platform</li><li>linking hardware</li><li>COM based on single fabric</li><li>multiple fabrics, see <a href="#">BS9</a> for yardage requirements</li><li>square end links only to other units with a square end</li><li>120° angled end links only to other units with a 120° angled end</li></ul>	<table><tr><th>Dimensions</th><th>D</th><th>W</th><th>H</th></tr><tr><td>Overall</td><td>24</td><td>48</td><td>28 1/2</td></tr><tr><td>Seat</td><td>17</td><td>44</td><td>16 1/2</td></tr><tr><th colspan="2">Upholstery</th><th colspan="2">Shipping</th></tr><tr><td>COM Ydg</td><td>3 1/2</td><td>Ctn Wt</td><td>99</td></tr><tr><td>COL Sq Ft</td><td>77</td><td>Cu Ft</td><td>18</td></tr></table>	Dimensions	D	W	H	Overall	24	48	28 1/2	Seat	17	44	16 1/2	Upholstery		Shipping		COM Ydg	3 1/2	Ctn Wt	99	COL Sq Ft	77	Cu Ft	18	COM \$2,408 A \$2,454 B \$2,547 COL/C \$2,710 D \$2,915 E \$3,125 F \$3,448 G \$3,792 H \$4,163 I \$4,739 J \$5,429 L1 \$4,231 L2 \$4,691				
Dimensions	D	W	H																												
Overall	24	48	28 1/2																												
Seat	17	44	16 1/2																												
Upholstery		Shipping																													
COM Ydg	3 1/2	Ctn Wt	99																												
COL Sq Ft	77	Cu Ft	18																												
<b>72" Angled Bench with Back</b>  left shown  left  right	<b>BS722-120R</b> <b>BS722-120L</b> <ul style="list-style-type: none"><li>plywood platform</li><li>linking hardware</li><li>COM based on single fabric</li><li>multiple fabrics, see <a href="#">BS9</a> for yardage requirements</li><li>square end links only to other units with a square end</li><li>120° angled end links only to other units with a 120° angled end</li></ul>	<table><tr><th>Dimensions</th><th>D</th><th>W</th><th>H</th></tr><tr><td>Overall</td><td>24</td><td>72</td><td>28 1/2</td></tr><tr><td>Seat</td><td>17</td><td>68</td><td>16 1/2</td></tr><tr><th colspan="2">Upholstery</th><th colspan="2">Shipping</th></tr><tr><td>COM Ydg</td><td>6 3/4</td><td>Ctn Wt</td><td>133</td></tr><tr><td>COL Sq Ft</td><td>149</td><td>Cu Ft</td><td>34</td></tr></table>	Dimensions	D	W	H	Overall	24	72	28 1/2	Seat	17	68	16 1/2	Upholstery		Shipping		COM Ydg	6 3/4	Ctn Wt	133	COL Sq Ft	149	Cu Ft	34	COM \$3,566 A \$3,656 B \$3,833 COL/C \$4,145 D \$4,546 E \$4,945 F \$5,566 G \$6,235 H \$6,946 I \$8,057 J \$9,392 L1 \$7,080 L2 \$7,969				
Dimensions	D	W	H																												
Overall	24	72	28 1/2																												
Seat	17	68	16 1/2																												
Upholstery		Shipping																													
COM Ydg	6 3/4	Ctn Wt	133																												
COL Sq Ft	149	Cu Ft	34																												
<b>50" Angled Open Side Bench with Back</b>  left shown  left  right	<b>BS502-120R</b> <b>BS502-120L</b> <ul style="list-style-type: none"><li>bent ply shell</li><li>linking hardware</li><li>COM based on single fabric</li><li>multiple fabrics, see <a href="#">BS9</a> for yardage requirements</li><li>links only to other units with a 120° angled end, (cannot link to a square end)</li></ul>	<table><tr><th>Dimensions</th><th>D</th><th>W</th><th>H</th></tr><tr><td>Overall</td><td>24</td><td>49 3/4</td><td>28 1/2</td></tr><tr><td>Seat</td><td>17</td><td>39</td><td>16 1/2</td></tr><tr><td>Arm</td><td></td><td></td><td>24 3/4</td></tr><tr><th colspan="2">Upholstery</th><th colspan="2">Shipping</th></tr><tr><td>COM Ydg</td><td>4 1/2</td><td>Ctn Wt</td><td>119</td></tr><tr><td>COL Sq Ft</td><td>99</td><td>Cu Ft</td><td>24</td></tr></table>	Dimensions	D	W	H	Overall	24	49 3/4	28 1/2	Seat	17	39	16 1/2	Arm			24 3/4	Upholstery		Shipping		COM Ydg	4 1/2	Ctn Wt	119	COL Sq Ft	99	Cu Ft	24	COM \$3,203 A \$3,265 B \$3,383 COL/C \$3,590 D \$3,857 E \$4,124 F \$4,538 G \$4,982 H \$5,457 I \$6,198 J \$7,087 L1 \$5,546 L2 \$6,139
Dimensions	D	W	H																												
Overall	24	49 3/4	28 1/2																												
Seat	17	39	16 1/2																												
Arm			24 3/4																												
Upholstery		Shipping																													
COM Ydg	4 1/2	Ctn Wt	119																												
COL Sq Ft	99	Cu Ft	24																												
<b>74" Angled Open Side Bench with Back</b>  left shown  left  right	<b>BS742-120R</b> <b>BS742-120L</b> <ul style="list-style-type: none"><li>bent ply shell</li><li>linking hardware</li><li>COM based on single fabric</li><li>multiple fabrics, see <a href="#">BS9</a> for yardage requirements</li><li>links only to other units with a 120° angled end, (cannot link to a square end)</li></ul>	<table><tr><th>Dimensions</th><th>D</th><th>W</th><th>H</th></tr><tr><td>Overall</td><td>24</td><td>73 3/4</td><td>28 1/2</td></tr><tr><td>Seat</td><td>17</td><td>63</td><td>16 1/2</td></tr><tr><td>Arm</td><td></td><td></td><td>24 3/4</td></tr><tr><th colspan="2">Upholstery</th><th colspan="2">Shipping</th></tr><tr><td>COM Ydg</td><td>7 3/4</td><td>Ctn Wt</td><td>184</td></tr><tr><td>COL Sq Ft</td><td>171</td><td>Cu Ft</td><td>34</td></tr></table>	Dimensions	D	W	H	Overall	24	73 3/4	28 1/2	Seat	17	63	16 1/2	Arm			24 3/4	Upholstery		Shipping		COM Ydg	7 3/4	Ctn Wt	184	COL Sq Ft	171	Cu Ft	34	COM \$4,366 A \$4,468 B \$4,671 COL/C \$5,031 D \$5,490 E \$5,950 F \$6,664 G \$7,431 H \$8,248 I \$9,524 J \$11,054 L1 \$8,398 L2 \$9,419
Dimensions	D	W	H																												
Overall	24	73 3/4	28 1/2																												
Seat	17	63	16 1/2																												
Arm			24 3/4																												
Upholstery		Shipping																													
COM Ydg	7 3/4	Ctn Wt	184																												
COL Sq Ft	171	Cu Ft	34																												

Description	1 Model	Specifications				List Price Per Grade	
48" Dual Angled Bench 	<b>BS480-122</b> <ul style="list-style-type: none"><li>plywood platform</li><li>linking hardware</li><li>COM based on single fabric</li><li>multiple fabrics, see <a href="#">BS9</a> for yardage requirements</li><li>links only to other units with a 120° angled end, (cannot link to a square end)</li></ul>	<b>Dimensions</b>	<b>D</b>	<b>W</b>	<b>H</b>	COM	\$2,020
		Overall	24	48	16 1/2	A	\$2,047
		Seat	24	48	16 1/2	B	\$2,100
		<b>Upholstery</b>	<b>Shipping</b>			COL/C	\$2,193
		COM Ydg	2	Ctn Wt	56	D	\$2,311
		COL Sq Ft	44	Cu Ft	11	E	\$2,428
						F	\$2,613
						G	\$2,813
						H	\$3,022
						I	\$3,352
						J	\$3,748
						L1	\$3,061
						L2	\$3,332
72" Dual Angled Bench 	<b>BS720-122</b> <ul style="list-style-type: none"><li>plywood platform</li><li>linking hardware</li><li>COM based on single fabric</li><li>multiple fabrics, see <a href="#">BS9</a> for yardage requirements</li><li>links only to other units with a 120° angled end, (cannot link to a square end)</li></ul>	<b>Dimensions</b>	<b>D</b>	<b>W</b>	<b>H</b>	COM	\$2,674
		Overall	24	72	16 1/2	A	\$2,723
		Seat	24	72	16 1/2	B	\$2,821
		<b>Upholstery</b>	<b>Shipping</b>			COL/C	\$2,996
		COM Ydg	3 3/4	Ctn Wt	78	D	\$3,218
		COL Sq Ft	83	Cu Ft	17	E	\$3,438
						F	\$3,786
						G	\$4,156
						H	\$4,550
						I	\$5,170
						J	\$5,909
						L1	\$4,624
						L2	\$5,117

**To Order, Specify:**

- 1 Model Number
- 2 Wood Species - Rift Cut White Oak (WK4) or Flat Cut Walnut (WA1)
- 3 Wood Finish [See Wood Finish Options](#)
- 4 Metal Leg Color [See Metal Leg Color Options](#)
- 5 Fabric Selection - Vendor, Pattern and Color
  - A. Seat
  - B. Back
  - C. Deck or Deck and Arm(s)

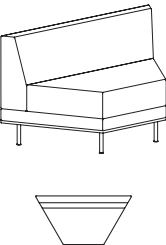
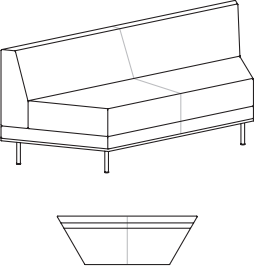
Visit [www.jsifurniture.com/finishes-and-materials/textiles](http://www.jsifurniture.com/finishes-and-materials/textiles) for our textiles program.  
See selection of standard and graded in manufacturers and patterns.

**Specifications:**

- Wood species - Rift Cut White Oak or Flat Cut Walnut.
- 5/8" thick exterior plywood.
- Interior seating frame and support components are made from 3/4" interior grade plywood.
- Exterior feet and leg frames are fabricated from 14 gauge steel tubing.
- Modular seating units have a 3 1/2" high-resilience seat foam placed onto sheet webbing for comfort and durability.
- Modular back and arm foam is high density for comfort and durability.

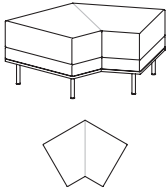
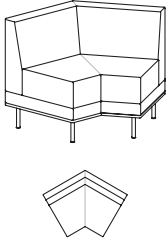


BeSPACE  
Modular

Description	① Model	Specifications				List Price Per Grade	
48" Dual Angled Bench with Back 	<b>BS482-122</b> <ul style="list-style-type: none"><li>· plywood platform</li><li>· linking hardware</li><li>· COM based on single fabric</li><li>· multiple fabrics, see <a href="#">BS9</a> for yardage requirements</li><li>· links only to other units with a 120° angled end, (cannot link to a square end)</li></ul>	<b>Dimensions</b>		<b>D</b>	<b>W</b>	<b>H</b>	<b>COM</b> \$2,408
		Overall		24	48	28 1/2	<b>A</b> \$2,454
		Seat		17	40	16 1/2	<b>B</b> \$2,547
		<b>Upholstery</b>		<b>Shipping</b>			<b>COL/C</b> \$2,710
		COM Ydg		3 1/2	Ctn Wt	96	<b>D</b> \$2,915
		COL Sq Ft		77	Cu Ft	18	<b>E</b> \$3,125
							<b>F</b> \$3,448
							<b>G</b> \$3,792
							<b>H</b> \$4,163
							<b>I</b> \$4,739
72" Dual Angled Bench with Back 	<b>BS722-122</b> <ul style="list-style-type: none"><li>· plywood platform</li><li>· linking hardware</li><li>· COM based on single fabric</li><li>· multiple fabrics, see <a href="#">BS9</a> for yardage requirements</li><li>· links only to other units with a 120° angled end, (cannot link to a square end)</li></ul>	<b>Dimensions</b>		<b>D</b>	<b>W</b>	<b>H</b>	<b>COM</b> \$3,534
		Overall		24	72	28 1/2	<b>A</b> \$3,625
		Seat		17	64	16 1/2	<b>B</b> \$3,803
		<b>Upholstery</b>		<b>Shipping</b>			<b>COL/C</b> \$4,113
		COM Ydg		6 3/4	Ctn Wt	129	<b>D</b> \$4,514
		COL Sq Ft		149	Cu Ft	34	<b>E</b> \$4,915
							<b>F</b> \$5,537
							<b>G</b> \$6,202
							<b>H</b> \$6,913
							<b>I</b> \$8,026
							<b>J</b> \$9,362
							<b>L1</b> \$7,047
							<b>L2</b> \$7,938

C  
O  
K  
C  
0  
0  
2  
0  
5

BeSPACE

Description	① Model	Specifications				List Price Per Grade	
<b>120° Connecting Bench</b> 	<b>BS240-122</b> <ul style="list-style-type: none"> <li>plywood platform</li> <li>linking hardware</li> <li>COM based on single fabric</li> <li>multiple fabrics, see <a href="#">BS9</a> for yardage requirements</li> <li>links only to other units with a square end, (cannot link to a 120° angled end)</li> <li>allows flat end modular units to complete 120° turn</li> </ul>	<b>Dimensions</b>	<b>D</b>	<b>W</b>	<b>H</b>	<b>COM</b>	<b>\$1,953</b>
		Overall	32 1/2	41 1/4	16 1/2	<b>A</b>	<b>\$1,986</b>
		Seat	24	41 1/4	16 1/2	<b>B</b>	<b>\$2,052</b>
		<b>Upholstery</b>		<b>Shipping</b>		<b>COL/C</b>	<b>\$2,168</b>
		COM Ydg	2 1/2	Ctn Wt	65	<b>D</b>	<b>\$2,315</b>
		COL Sq Ft	50	Cu Ft	12	<b>E</b>	<b>\$2,462</b>
						<b>F</b>	<b>\$2,692</b>
						<b>G</b>	<b>\$2,942</b>
						<b>H</b>	<b>\$3,206</b>
						<b>I</b>	<b>\$3,617</b>
						<b>J</b>	<b>\$4,111</b>
						<b>L1</b>	<b>\$3,124</b>
						<b>L2</b>	<b>\$3,419</b>
<b>120° Connecting Bench with Back</b> 	<b>BS242-122</b> <ul style="list-style-type: none"> <li>plywood platform</li> <li>linking hardware</li> <li>COM based on single fabric</li> <li>multiple fabrics, see <a href="#">BS9</a> for yardage requirements</li> <li>links only to other units with a square end, (cannot link to a 120° angled end)</li> <li>allows flat end modular units to complete 120° turn</li> </ul>	<b>Dimensions</b>	<b>D</b>	<b>W</b>	<b>H</b>	<b>COM</b>	<b>\$2,588</b>
		Overall	32 1/2	41 1/4	28 1/2	<b>A</b>	<b>\$2,647</b>
		Seat	17	35	16 1/2	<b>B</b>	<b>\$2,764</b>
		<b>Upholstery</b>		<b>Shipping</b>		<b>COL/C</b>	<b>\$2,973</b>
		COM Ydg	4 1/2	Ctn Wt	102	<b>D</b>	<b>\$3,238</b>
		COL Sq Ft	90	Cu Ft	20	<b>E</b>	<b>\$3,505</b>
						<b>F</b>	<b>\$3,921</b>
						<b>G</b>	<b>\$4,366</b>
						<b>H</b>	<b>\$4,838</b>
						<b>I</b>	<b>\$5,582</b>
						<b>J</b>	<b>\$6,469</b>
						<b>L1</b>	<b>\$4,692</b>
						<b>L2</b>	<b>\$5,224</b>

**To Order, Specify:**

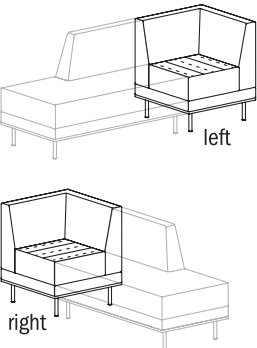
- ① Model Number
- ② Wood Species - Rift Cut White Oak (WK4) or Flat Cut Walnut (WA1)
- ③ Wood Finish [See Wood Finish Options](#)
- ④ Metal Leg Color [See Metal Leg Color Options](#)
- ⑤ Fabric Selection - Vendor, Pattern and Color
  - A. Seat
  - B. Back
  - C. Deck or Deck and Arm(s)

Visit [www.jsifurniture.com/finishes-and-materials/textiles](http://www.jsifurniture.com/finishes-and-materials/textiles) for our textiles program.  
See selection of standard and graded in manufacturers and patterns.

**Specifications:**


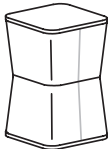
- Wood species - Rift Cut White Oak or Flat Cut Walnut.
- 5/8" thick exterior plywood.
- Interior seating frame and support components are made from 3/4" interior grade plywood.
- Exterior feet and leg frames are fabricated from 14 guage steel tubing.
- Modular seating units have a 3 1/2" high-resilience seat foam placed onto sheet webbing for comfort and durability.
- Modular back and arm foam is high density for comfort and durability.

BeSPACE  
Modular

Description	1 Model	Specifications				List Price Per Grade	
Corner Bench with Back	BS242R	Dimensions	D	W	H	COM	\$2,068
	BS242L	Overall	24	24	28 1/2	A	\$2,112
	<ul style="list-style-type: none"><li>plywood platform</li><li>linking hardware</li><li>COM based on single fabric</li><li>multiple fabrics, see <a href="#">BS9</a> for yardage requirements</li><li>links only to other units with a square end, (cannot link to a 120° angled end)</li></ul>	Seat	17	17	16 1/2	B	\$2,197
		Upholstery		Shipping		COL/C	\$2,347
COM Ydg		3 1/4	Ctn Wt	75	D	\$2,539	
COL Sq Ft		65	Cu Ft	11	E	\$2,734	
				F	\$3,031		
				G	\$3,354		
				H	\$3,697		
				I	\$4,233		
				J	\$4,873		
				L1	\$3,590		
				L2	\$3,975		
Corner Bench with Back	BS242C	Dimensions	D	W	H	COM	\$2,068
		Overall	24	24	28 1/2	A	\$2,112
Seat		17	17	16 1/2	B	\$2,197	
Upholstery		Shipping		COL/C	\$2,347		
COM Ydg		3 1/4	Ctn Wt	75	D	\$2,539	
COL Sq Ft		65	Cu Ft	11	E	\$2,734	
				F	\$3,031		
				G	\$3,354		
				H	\$3,697		
				I	\$4,233		
				J	\$4,873		
				L1	\$3,590		
				L2	\$3,975		

BeSPACE

C  
O  
K  
C  
0  
0  
2  
0  
5

Description	① Model	Specifications				List Price Per Grade	
<b>Upholstered Pod</b>  	<b>BS140</b> <ul style="list-style-type: none"> <li>plywood platform</li> <li>nylon glides</li> <li>COM based on single fabric</li> <li>multiple fabrics, see <a href="#">BS9</a> for yardage requirements</li> <li>casters not available</li> </ul>	<b>Dimensions</b>	<b>D</b>	<b>W</b>	<b>H</b>	<b>COM</b>	<b>\$886</b>
		Overall	13 1/2	13 1/2	18	A	\$907
		Seat	13 1/2	13 1/2	18	B	\$943
		<b>Upholstery</b>	<b>Shipping</b>			COL/C	\$1,014
		COM Ydg	1 1/2	Ctn Wt	22	D	\$1,102
		COL Sq Ft	27	Cu Ft	3	E	\$1,192
						F	\$1,332
<b>Upholstered Table</b>  	<b>BS140W</b> <ul style="list-style-type: none"> <li>plywood top</li> <li>plywood platform</li> <li>nylon glides</li> <li>COM based on single fabric</li> <li>multiple fabrics, see <a href="#">BS9</a> for yardage requirements</li> <li>casters not available</li> </ul>	<b>Dimensions</b>	<b>D</b>	<b>W</b>	<b>H</b>	<b>COM</b>	<b>\$974</b>
		Overall	13 1/2	13 1/2	21 1/4	A	\$996
		<b>Upholstery</b>	<b>Shipping</b>			B	\$1,034
		COM Ydg	1 1/2	Ctn Wt	25	COL/C	\$1,102
		COL Sq Ft	27	Cu Ft	3	D	\$1,192
						E	\$1,282
						F	\$1,419
						G	\$1,568
						H	\$1,728
						I	\$1,972
						J	\$2,269
						L1	\$1,676
						L2	\$1,855

**To Order, Specify:**

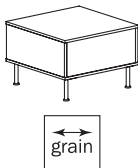
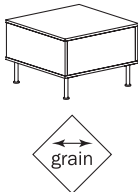
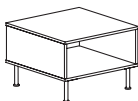
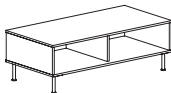
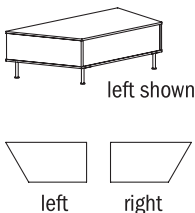
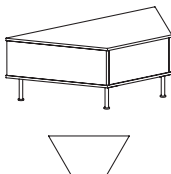
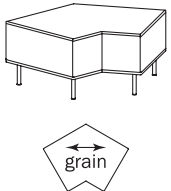
- ① Model Number
- ② Wood Species - Rift Cut White Oak (WK4) or Flat Cut Walnut (WA1)
- ③ Wood Finish [See Wood Finish Options](#)
- ④ Metal Leg Color [See Metal Leg Color Options](#)
- ⑤ Fabric Selection - Vendor, Pattern and Color
  - A. Seat
  - B. Back
  - C. Deck or Deck and Arm(s)



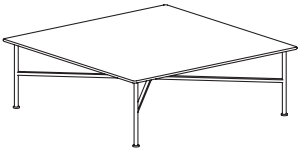


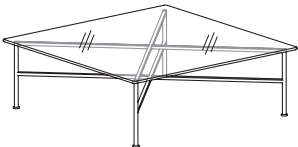
Visit [www.jsifurniture.com/finishes-and-materials/textiles](http://www.jsifurniture.com/finishes-and-materials/textiles) for our textiles program.  
See selection of standard and graded in manufacturers and patterns.

**Specifications:**

- Wood species - Rift Cut White Oak or Flat Cut Walnut.
- 5/8" thick exterior plywood.
- Interior seating frame and support components are made from 3/4" interior grade plywood.
- Exterior feet and leg frames are fabricated from 14 gauge steel tubing.
- Modular seating units have a 3 1/2" high-resilience seat foam placed onto sheet webbing for comfort and durability.
- Modular back and arm foam is high density for comfort and durability.

BeSPACE  
Modular

Description	D	W	H	CTN WT	CU FT	① Model	List Price
<b>Square Table</b> 	24	24	16 1/4	40	5	<b>BS2424SCT</b>	<b>\$1,227</b>
<ul style="list-style-type: none"> <li>· straight grain top</li> <li>· no opening</li> <li>· linking hardware</li> <li>· power center (EC22) available on front and/or back panel, specify and add \$583 list each</li> </ul>							
<b>Square Corner Table</b> 	24	24	16 1/4	40	5	<b>BS2424DCT</b>	<b>\$1,303</b>
<ul style="list-style-type: none"> <li>· diagonal grain top</li> <li>· no opening</li> <li>· for corner installation</li> <li>· linking hardware</li> <li>· power center (EC22) available on back panel(s), specify and add \$583 list each</li> </ul>							
<b>Open Square Table</b> 	24	24	16 1/4	40	5	<b>BS2424OCT</b>	<b>\$1,173</b>
<ul style="list-style-type: none"> <li>· straight grain top</li> <li>· open front</li> <li>· linking hardware</li> </ul>							
<b>Coffee Table</b> 	24	48	16 1/4	60	9	<b>BS2448OCT</b>	<b>\$1,455</b>
<ul style="list-style-type: none"> <li>· straight grain top</li> <li>· open front</li> <li>· linking hardware</li> </ul>							
<b>48" Single Angled Table</b> 	24	48	16 1/4	60	9	<b>BS2448SCTR</b>	<b>\$1,570</b>
<ul style="list-style-type: none"> <li>· one square end, one 120° angled end</li> <li>· no opening</li> <li>· linking hardware</li> <li>· power center (EC22) available on front and/or back panel, specify and add \$583 list each</li> <li>· square end links only to other square end units</li> <li>· 120° angled end links only to other 120° angled end units</li> </ul>							
	24	48	16 1/4	60	9	<b>BS2448SCTL</b>	<b>\$1,570</b>
<b>48" Dual Angled Corner Table</b> 	24	48	16 1/4	60	9	<b>BS2448DCT</b>	<b>\$1,500</b>
<ul style="list-style-type: none"> <li>· two 120° angled ends</li> <li>· no opening</li> <li>· linking hardware</li> <li>· power center (EC22) available on front and/or back panel, specify and add \$583 list each</li> <li>· 120° angled ends link only to other 120° angled end units</li> </ul>							
<b>120° Connecting Table</b> 	36	36	16 1/4	50	9	<b>BS3636-120CT</b>	<b>\$1,686</b>
<ul style="list-style-type: none"> <li>· diagonal grain top</li> <li>· no opening</li> <li>· linking hardware</li> <li>· power center (EC22) available on front and back panel(s), specify and add \$583 list each</li> <li>· optional EC22 on non-linking sides</li> <li>· square ends link only to other square end units (cannot link to 120° angled ends)</li> </ul>							

Description	D	W	H	CTN WT	CU FT	① Model	List Price
<b>Side Wood Table</b>  <ul style="list-style-type: none"> <li>• 5/8" thick plywood top</li> <li>• metal frame</li> </ul>	20	20	16 1/4	25	5	<b>BS2020WTT</b>	<b>\$3,394</b>
<b>Rectangular Wood Coffee Table</b>  <ul style="list-style-type: none"> <li>• 5/8" thick plywood top</li> <li>• metal frame</li> </ul>	24	48	16 1/4	35	14	<b>BS2448WTT</b>	<b>\$3,571</b>
<b>Square Wood Coffee Table</b>  <ul style="list-style-type: none"> <li>• 5/8" thick plywood top</li> <li>• metal frame</li> </ul>	48	48	16 1/4	55	26	<b>BS4848WTT</b>	<b>\$3,726</b>
<b>Glass Side Table</b>  <ul style="list-style-type: none"> <li>• 1/2" thick tempered glass top</li> <li>• metal frame</li> </ul>	20	20	16 1/4	30	5	<b>BS2020GTT</b>	<b>\$3,438</b>
<b>Rectangular Glass Coffee Table</b>  <ul style="list-style-type: none"> <li>• 1/2" thick tempered glass top</li> <li>• metal frame</li> </ul>	24	48	16 1/4	40	14	<b>BS2448GTT</b>	<b>\$3,686</b>
<b>Square Glass Coffee Table</b>  <ul style="list-style-type: none"> <li>• 1/2" thick tempered glass top</li> <li>• metal frame</li> </ul>	48	48	16 1/4	60	26	<b>BS4848GTT</b>	<b>\$3,997</b>

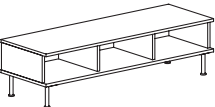
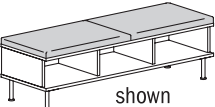
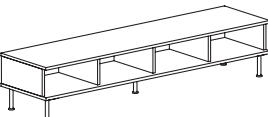
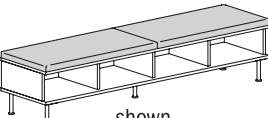
**To Order, Specify:**

- ① Model Number
- ② Wood Species - Rift Cut White Oak (WK4) or Flat Cut Walnut (WA1)
- ③ Wood Finish [See Wood Finish Options](#)
- ④ Glass Color - Clear (GTC01) or Smoke (GTC04)
- ⑤ Metal Leg Color [See Metal Leg Color Options](#)
- ⑥ Optional Power Center ([see page BS5](#))

**Specifications:**

- Wood species - Rift Cut White Oak or Flat Cut Walnut.
- Linking Tables have 3/4" thick plywood tops
- Exterior feet and leg frames are fabricated from 14 gauge steel tubing and 14 gauge flat stock.

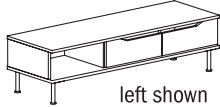
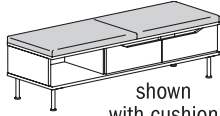
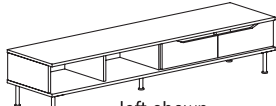
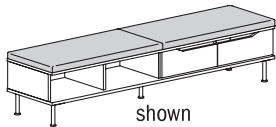
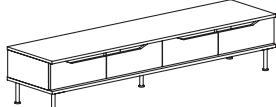
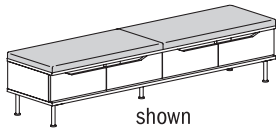
BeSPACE  
Modular

Description	D	W	H	CTN WT	CU FT	❶ Model	List Price No Cushion	List Price With Cushion
<b>Bench Height Credenza Open Storage</b>	18	54	14 1/2	80	7	<b>BS1854-16SOS</b>	<b>\$1,769</b>	COM \$2,308
								A \$2,328
								B \$2,367
shown with cushion								COL/C \$2,437
<ul style="list-style-type: none"><li>• three open sections</li><li>• linking hardware</li><li>• optional attached 1 1/2" thick cushion</li><li>• interior dividers have a wire pass thru</li><li>• rectangular back center grommet available, specify and add \$105 list</li><li>• 24" wire manager included for field installation</li><li>• com ydg: 1 1/2</li></ul>								D \$2,526
								E \$2,614
								F \$2,754
								G \$2,900
								H \$3,058
								I \$3,307
								J \$3,604
								L1 \$3,010
								L2 \$3,187
<b>Bench Height Credenza Open Storage</b>	18	72	14 1/2	90	9	<b>BS1872-16SOS</b>	<b>\$2,109</b>	COM \$2,792
								A \$2,816
								B \$2,860
shown with cushion								COL/C \$2,942
<ul style="list-style-type: none"><li>• four open sections</li><li>• linking hardware</li><li>• optional attached 1 1/2" thick cushion</li><li>• interior dividers have a wire pass thru</li><li>• rectangular back center grommet available, specify and add \$105 list</li><li>• 24" wire manager included for field installation</li><li>• com ydg: 1 3/4</li></ul>								D \$3,047
								E \$3,150
								F \$3,311
								G \$3,484
								H \$3,670
								I \$3,956
								J \$4,300
								L1 \$3,612
								L2 \$3,818

BeSPACE

C  
O  
K  
C  
0  
0  
2  
0  
5



Description	D	W	H	CTN WT	CU FT	① Model	List Price No Cushion	List Price With Cushion
Bench Height Credenza with Drawers	18	54	14 1/2	100	7	<b>BS1854-16SDWR</b>	<b>\$2,095</b>	COM \$2,636
	18	54	14 1/2	100	7	<b>BS1854-16SDWL</b>	<b>\$2,095</b>	A \$2,656 B \$2,694 COL/C \$2,764 D \$2,854 E \$2,944 F \$3,082 G \$3,227 H \$3,388 I \$3,635 J \$3,931 L1 \$3,338 L2 \$3,518
 left shown	<ul style="list-style-type: none"> <li>one open section, two drawers</li> <li>linking hardware</li> <li>optional attached 1 1/2" thick cushion</li> <li>interior dividers have a wire pass thru</li> <li>rectangular back center grommet available, specify and add \$105 list</li> <li>24" wire manager included for field installation</li> <li>com ydg: 1 1/2</li> </ul>							
 shown with cushion								
Bench Height Credenza with Drawers	18	72	14 1/2	100	9	<b>BS1872-16SDWR</b>	<b>\$2,414</b>	COM \$3,096
	18	72	14 1/2	100	9	<b>BS1872-16SDWL</b>	<b>\$2,414</b>	A \$3,122 B \$3,165 COL/C \$3,247 D \$3,351 E \$3,455 F \$3,616 G \$3,789 H \$3,974 I \$4,260 J \$4,606 L1 \$3,917 L2 \$4,123
 left shown	<ul style="list-style-type: none"> <li>two open sections, two drawers</li> <li>linking hardware</li> <li>optional attached 1 1/2" thick cushion</li> <li>interior dividers have a wire pass thru</li> <li>rectangular back center grommet available, specify and add \$105 list</li> <li>24" wire manager included for field installation</li> <li>com ydg: 1 3/4</li> </ul>							
 shown with cushion								
Bench Height Credenza with Drawers	18	72	14 1/2	120	9	<b>BS1872-16SFS</b>	<b>\$2,739</b>	COM \$3,422
								A \$3,447 B \$3,492 COL/C \$3,571 D \$3,676 E \$3,782 F \$3,941 G \$4,113 H \$4,298 I \$4,584 J \$4,933 L1 \$4,241 L2 \$4,446
 left shown	<ul style="list-style-type: none"> <li>four drawers</li> <li>linking hardware</li> <li>optional attached 1 1/2" thick cushion</li> <li>interior dividers have a wire pass thru</li> <li>rectangular back center grommet available, specify and add \$105 list</li> <li>24" wire manager included for field installation</li> <li>com ydg: 1 3/4</li> </ul>							
 shown with cushion								

**To Order, Specify:**

- ① Model Number
- ② Wood Species - Rift Cut White Oak (WK4) or Flat Cut Walnut (WA1)
- ③ Wood Finish [See Wood Finish Options](#)
- ④ Drawer Front Optional Paint Color [See Paint Color Options](#)
- ⑤ Metal Leg Color [See Metal Leg Color Options](#)
- ⑥ Fabric Selection - Vendor, Pattern and Color

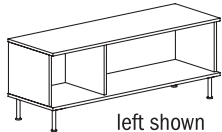
Visit [www.jsifurniture.com/finishes-and-materials/textiles](http://www.jsifurniture.com/finishes-and-materials/textiles) for our textiles program.  
See selection of standard and graded in manufacturers and patterns.

**Specifications:**

- Wood species - Rift Cut White Oak or Flat Cut Walnut.
- 3/4" thick plywood tops
- Exterior feet and leg frames are fabricated from 14 gauge steel tubing and 14 gauge flat stock.

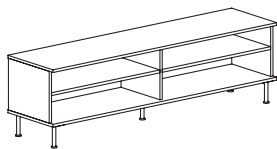
BeSPACE  
Modular

Description	D	W	H	CTN WT	CU FT	① Model	List Price
Low Height Credenza Open Storage	18	54	20	120	11	BS1854-20SOSR	\$1,840
	18	54	20	120	11	BS1854-20SOSL	\$1,840



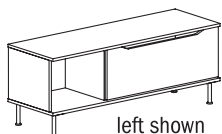
- open cabinet
- linking hardware
- interior dividers have a wire pass thru
- rectangular back center grommet available, specify and add \$105 list
- 24" wire manager included for field installation

Low Height Credenza Open Storage	18	72	20	110	15	BS1872-20SOS	\$2,382
-------------------------------------	----	----	----	-----	----	--------------	---------



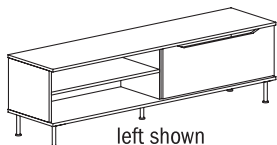
- two fixed shelves
- linking hardware
- interior dividers have a wire pass thru
- rectangular back center grommet available, specify and add \$105 list
- 24" wire manager included for field installation

Low Height Credenza with Drawer	18	54	20	140	11	BS1854-20SDWR	\$2,121
	18	54	20	140	11	BS1854-20SDWL	\$2,121



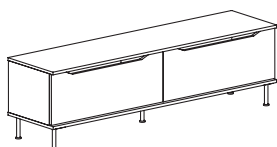
- one open cabinet, one storage drawer
- linking hardware
- interior dividers have a wire pass thru
- rectangular back center grommet available, specify and add \$105 list
- 24" wire manager included for field installation

Low Height Credenza with Drawer	18	72	20	130	15	BS1872-20SDWR	\$2,549
	18	72	20	130	15	BS1872-20SDWL	\$2,549

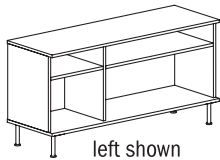
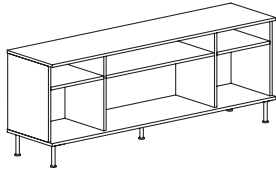
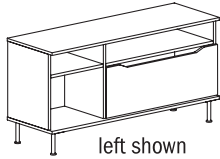


- one open cabinet with one fixed shelf, one storage drawer
- linking hardware
- interior dividers have a wire pass thru
- rectangular back center grommet available, specify and add \$105 list
- 24" wire manager included for field installation

Low Height Credenza with Two Drawers	18	72	20	150	15	BS1872-20SFS	\$2,706
---	----	----	----	-----	----	--------------	---------



- two storage drawers
- linking hardware
- interior dividers have a wire pass thru
- rectangular back center grommet available, specify and add \$105 list
- 24" wire manager included for field installation

Description	D	W	H	CTN WT	CU FT	① Model	List Price
Standard Height Credenza Open Storage	18	54	27	130	15	<b>BS1854-27SOSR</b>	\$2,167
 left shown	18	54	27	130	15	<b>BS1854-27SOSL</b>	\$2,167
<ul style="list-style-type: none"> <li>• open cabinet, two fixed shelves</li> <li>• linking hardware</li> <li>• interior dividers have a wire pass thru</li> <li>• rectangular back center grommet available, specify and add \$105 list</li> <li>• 24" wire manager included for field installation</li> </ul>							
Standard Height Credenza Open Storage	18	72	27	130	20	<b>BS1872-27SOS</b>	\$2,648
							
<ul style="list-style-type: none"> <li>• open cabinet, three fixed shelves</li> <li>• linking hardware</li> <li>• interior dividers have a wire pass thru</li> <li>• rectangular back center grommet available, specify and add \$105 list</li> <li>• 24" wire manager included for field installation</li> </ul>							
Standard Height Credenza with Drawer	18	54	27	140	15	<b>BS1854-27SDWR</b>	\$2,452
 left shown	18	54	27	140	15	<b>BS1854-27SDWL</b>	\$2,452
<ul style="list-style-type: none"> <li>• open cabinet with fixed shelf, storage drawer with open compartment</li> <li>• linking hardware</li> <li>• interior dividers have a wire pass thru</li> <li>• rectangular back center grommet available, specify and add \$105 list</li> <li>• 24" wire manager included for field installation</li> </ul>							

**To Order, Specify:**

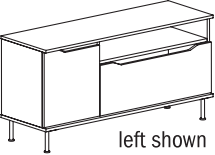
- ① Model Number
- ② Wood Species - Rift Cut White Oak (WK4) or Flat Cut Walnut (WA1)
- ③ Wood Finish [See Wood Finish Options](#)
- ④ Drawer Front Optional Paint Color [See Paint Color Options](#)
- ⑤ Metal Leg Color [See Metal Leg Color Options](#)

**Specifications:**

- Wood species - Rift Cut White Oak or Flat Cut Walnut.
- 3/4" thick plywood tops
- Exterior feet and leg frames are fabricated from 14 gauge steel tubing and 14 gauge flat stock.

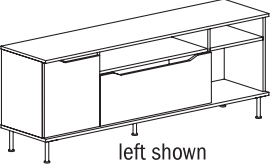
BeSPACE  
Modular

Description	D	W	H	CTN WT	CU FT	① Model	List Price
Standard Height Storage Credenza	18	54	27	150	15	BS1854-27SFSR	\$2,564
	18	54	27	150	15	BS1854-27SFSL	\$2,564



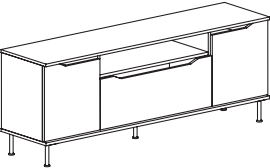
- one door with fixed shelf, storage drawer with open compartment
- linking hardware
- interior dividers have a wire pass thru
- rectangular back center grommet available, specify and add \$105 list
- 24" wire manager included for field installation

Standard Height Storage Credenza	18	72	27	160	20	BS1872-27SSR	\$3,129
	18	72	27	160	20	BS1872-27SSL	\$3,129



- one door with fixed shelf, storage drawer with open compartment open storage one fixed shelf
- linking hardware
- interior dividers have a wire pass thru
- rectangular back center grommet available, specify and add \$105 list
- 24" wire manager included for field installation

Standard Height Storage Credenza	18	72	27	170	20	BS1872-27SFS	\$3,226
-------------------------------------	----	----	----	-----	----	--------------	---------

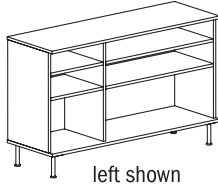


- one door with fixed shelf, one drawer with open compartment, one door with fixed shelf
- linking hardware
- interior dividers have a wire pass thru
- rectangular back center grommet available, specify and add \$105 list
- 24" wire manager included for field installation

BeSPACE

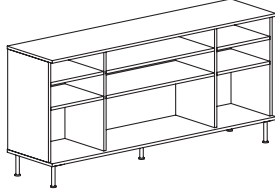
C  
O  
K  
C  
0  
0  
2  
0  
5

Description	D	W	H	CTN WT	CU FT	① Model	List Price
Tall Credenza Open Storage	18	54	33	140	19	<b>BS1854-33SOSR</b>	\$2,497
	18	54	33	140	19	<b>BS1854-33SOSL</b>	\$2,497



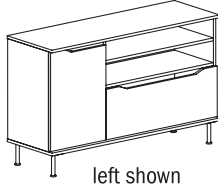
- open cabinet, four fixed shelves
- linking hardware
- interior dividers have a wire pass thru
- rectangular back center grommet available, specify and add \$105 list
- 24" wire manager included for field installation

Tall Credenza Open Storage	18	72	33	140	25	<b>BS1872-33SOS</b>	\$2,898
----------------------------	----	----	----	-----	----	---------------------	---------



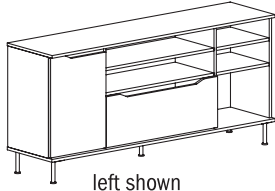
- open cabinet, six fixed shelves
- linking hardware
- interior dividers have a wire pass thru
- rectangular back center grommet available, specify and add \$105 list
- 24" wire manager included for field installation

Tall Storage Credenza	18	54	33	160	19	<b>BS1854-33SFSR</b>	\$2,917
	18	54	33	160	19	<b>BS1854-33SFSL</b>	\$2,917



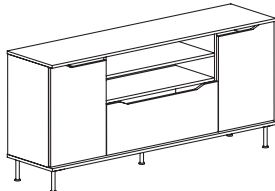
- one door with two fixed shelves, one storage drawer with two open compartments
- linking hardware
- interior dividers have a wire pass thru
- rectangular back center grommet available, specify and add \$105 list
- 24" wire manager included for field installation

Tall Storage Credenza	18	72	33	170	25	<b>BS1872-33SSR</b>	\$3,311
	18	72	33	170	25	<b>BS1872-33SSL</b>	\$3,311



- one door with two fixed shelves, one storage drawer with two open compartments, one cabinet with two fixed shelves
- linking hardware
- interior dividers have a wire pass thru
- rectangular back center grommet available, specify and add \$105 list
- 24" wire manager included for field installation

Tall Storage Credenza	18	72	33	180	25	<b>BS1872-33SFS</b>	\$3,441
-----------------------	----	----	----	-----	----	---------------------	---------



- one door with two fixed shelves, one storage drawer with two open compartments, one door with two fixed shelves
- linking hardware
- interior dividers have a wire pass thru
- rectangular back center grommet available, specify and add \$105 list
- 24" wire manager included for field installation

**To Order, Specify:**

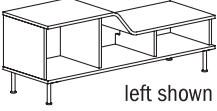
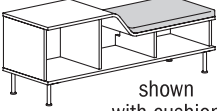
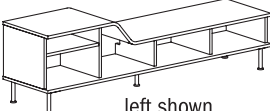
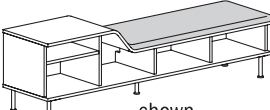
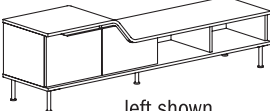
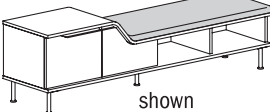
- ① Model Number
- ② Wood Species - Rift Cut White Oak (WK4) or Flat Cut Walnut (WA1)
- ③ Wood Finish [See Wood Finish Options](#)
- ④ Drawer Front Optional Paint Color [See Paint Color Options](#)
- ⑤ Metal Leg Color [See Metal Leg Color Options](#)

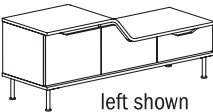
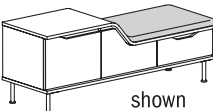
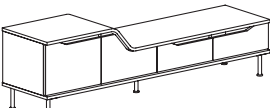
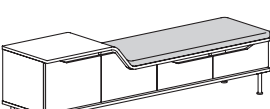
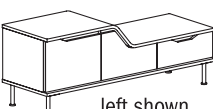
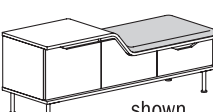
**Specifications:**

- Wood species - Rift Cut White Oak or Flat Cut Walnut.
- 3/4" thick plywood tops
- Exterior feet and leg frames are fabricated from 14 gauge steel tubing and 14 gauge flat stock.

## BeSPACE

## Modular

Description	D	W	H	CTN WT	CU FT	① Model	List Price No Cushion	List Price With Cushion
Low Height Transition Credenza Open Storage	18	54	14 1/2 / 20	110	11	BS1854-20TOSR	\$2,736	COM \$3,185
	18	54	14 1/2 / 20	110	11	BS1854-20TOSL	\$2,736	A \$3,197 B \$3,214 COL/C \$3,250 D \$3,295 E \$3,339 F \$3,411 G \$3,483 H \$3,562 I \$3,683 J \$3,833 L1 \$3,535 L2 \$3,625
 left shown  shown with cushion <ul style="list-style-type: none"> <li>open cabinet</li> <li>bent ply top</li> <li>linking hardware</li> <li>optional attached 1 1/2" thick cushion</li> <li>interior dividers have a wire pass thru</li> <li>two rectangular back center grommets available, specify and add \$204 list</li> <li>24" wire manager included for field installation</li> <li>com ydg: 3/4</li> </ul>								
Low Height Transition Credenza Open Storage	18	72	14 1/2 / 20	120	15	BS1872-20TOSR	\$3,014	COM \$3,679
	18	72	14 1/2 / 20	120	15	BS1872-20TOSL	\$3,014	A \$3,697 B \$3,727 COL/C \$3,788 D \$3,863 E \$3,934 F \$4,050 G \$4,174 H \$4,305 I \$4,512 J \$4,759 L1 \$4,263 L2 \$4,412
 left shown  shown with cushion <ul style="list-style-type: none"> <li>open cabinet, one fixed shelf</li> <li>bent ply top</li> <li>linking hardware</li> <li>optional attached 1 1/2" thick cushion</li> <li>interior dividers have a wire pass thru</li> <li>two rectangular back center grommets available, specify and add \$204 list</li> <li>24" wire manager included for field installation</li> <li>com ydg: 1 1/4</li> </ul>								
Low Height Transition Storage Credenza	18	72	14 1/2 / 20	110	15	BS1872-20TSR	\$3,355	COM \$4,021
	18	72	14 1/2 / 20	110	15	BS1872-20TSL	\$3,355	A \$4,037 B \$4,069 COL/C \$4,128 D \$4,204 E \$4,277 F \$4,391 G \$4,515 H \$4,647 I \$4,852 J \$5,100 L1 \$4,606 L2 \$4,752
 left shown  shown with cushion <ul style="list-style-type: none"> <li>two drawers, open cabinet</li> <li>bent ply top</li> <li>linking hardware</li> <li>optional attached 1 1/2" thick cushion</li> <li>interior dividers have a wire pass thru</li> <li>two rectangular back center grommets available, specify and add \$204 list</li> <li>24" wire manager included for field installation</li> <li>com ydg: 1 1/4</li> </ul>								

Description	D	W	H	CTN WT	CU FT	① Model	List Price No Cushion	List Price With Cushion
Low Height Transition Storage Credenza	18	54	14 1/2 / 20	120	11	BS1854-20TFSR	\$3,275	COM \$3,724
	18	54	14 1/2 / 20	120	11	BS1854-20TFSL	\$3,275	A \$3,737 B \$3,756 COL/C \$3,791 D \$3,834 E \$3,879 F \$3,951 G \$4,023 H \$4,103 I \$4,226 J \$4,373 L1 \$4,076 L2 \$4,166
 left shown	<ul style="list-style-type: none"><li>• three drawers</li><li>• bent ply top</li><li>• linking hardware</li><li>• optional attached 1 1/2" thick cushion</li><li>• interior dividers have a wire pass thru</li><li>• two rectangular back center grommets available, specify and add \$204 list</li><li>• 24" wire manager included for field installation</li><li>• com ydg: 3/4</li></ul>							
 shown with cushion								
Low Height Transition Storage Credenza	18	72	14 1/2 / 20	130	15	BS1872-20TFSR	\$3,574	COM \$4,240
	18	72	14 1/2 / 20	130	15	BS1872-20TFSL	\$3,574	A \$4,256 B \$4,290 COL/C \$4,348 D \$4,424 E \$4,496 F \$4,611 G \$4,736 H \$4,868 I \$5,071 J \$5,320 L1 \$4,826 L2 \$4,972
 left shown	<ul style="list-style-type: none"><li>• four drawers</li><li>• bent ply top</li><li>• linking hardware</li><li>• optional attached 1 1/2" thick cushion</li><li>• interior dividers have a wire pass thru</li><li>• two rectangular back center grommets available, specify and add \$204 list</li><li>• 24" wire manager included for field installation</li><li>• com ydg: 1 1/4</li></ul>							
 shown with cushion								
Low Height Transition Storage Credenza	18	54	14 1/2 / 20	130	11	BS1854-20TDSR	\$3,321	COM \$3,771
	18	54	14 1/2 / 20	130	11	BS1854-20TDSL	\$3,321	A \$3,785 B \$3,803 COL/C \$3,836 D \$3,882 E \$3,927 F \$3,995 G \$4,069 H \$4,149 I \$4,273 J \$4,422 L1 \$4,124 L2 \$4,212
 left shown	<ul style="list-style-type: none"><li>• one door with fixed shelf, two drawers</li><li>• bent ply top</li><li>• linking hardware</li><li>• optional attached 1 1/2" thick cushion</li><li>• interior dividers have a wire pass thru</li><li>• two rectangular back center grommets available, specify and add \$204 list</li><li>• 24" wire manager included for field installation</li><li>• com ydg: 3/4</li></ul>							
 shown with cushion								

**To Order, Specify:**

- ① Model Number
- ② Wood Species - Rift Cut White Oak (WK4) or Flat Cut Walnut (WA1)
- ③ Wood Finish [See Wood Finish Options](#)
- ④ Door and Drawer Front Optional Paint Color [See Paint Color Options](#)
- ⑤ Metal Leg Color [See Metal Leg Color Options](#)
- ⑥ Fabric Selection - Vendor, Pattern and Color

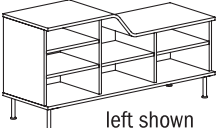
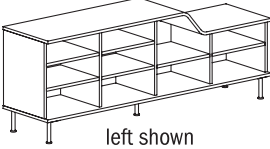
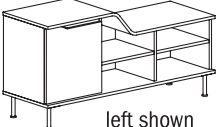
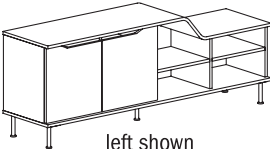
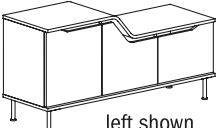
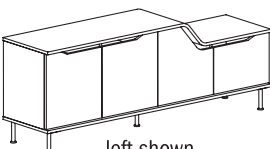
Visit [www.jsifurniture.com/finishes-and-materials/textiles](http://www.jsifurniture.com/finishes-and-materials/textiles) for our textiles program.  
See selection of standard and graded in manufacturers and patterns.

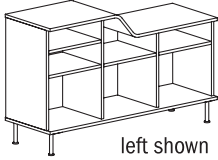
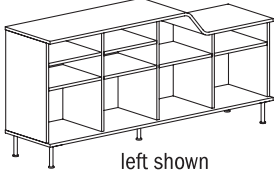
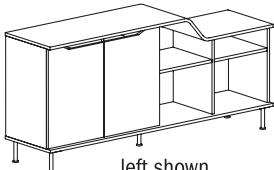
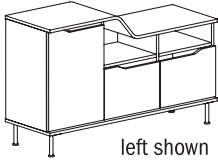
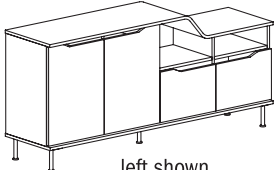
**Specifications:**

- Wood species - Rift Cut White Oak or Flat Cut Walnut.
- 3/4" thick plywood tops
- Exterior feet and leg frames are fabricated from 14 gauge steel tubing and 14 gauge flat stock.



BeSPACE  
Modular

Description	D	W	H	CTN WT	CU FT	① Model	List Price
Standard Height Transition Credenza Open Storage	18	54	20 / 27	120	15	BS1854-27TOSR	\$3,298
	18	54	20 / 27	120	15	BS1854-27TOSL	\$3,298
 left shown						<ul style="list-style-type: none"> <li>• open cabinet, four fixed shelves</li> <li>• bent ply top</li> <li>• linking hardware</li> <li>• interior dividers have a wire pass thru</li> <li>• two rectangular back center grommets available, specify and add \$204 list</li> <li>• 24" wire manager included for field installation</li> </ul>	
Standard Height Transition Credenza Open Storage	18	72	20 / 27	130	20	BS1872-27TOSR	\$3,491
	18	72	20 / 27	130	20	BS1872-27TOSL	\$3,491
 left shown						<ul style="list-style-type: none"> <li>• open cabinet, six fixed shelves</li> <li>• bent ply top</li> <li>• linking hardware</li> <li>• interior dividers have a wire pass thru</li> <li>• two rectangular back center grommets available, specify and add \$204 list</li> <li>• 24" wire manager included for field installation</li> </ul>	
Standard Height Transition Credenza	18	54	20 / 27	130	15	BS1854-27THDR	\$3,405
	18	54	20 / 27	130	15	BS1854-27THDL	\$3,405
 left shown						<ul style="list-style-type: none"> <li>• one door with two fixed shelves, open cabinet with two fixed shelves</li> <li>• bent ply top</li> <li>• linking hardware</li> <li>• interior dividers have a wire pass thru</li> <li>• two rectangular back center grommets available, specify and add \$204 list</li> <li>• 24" wire manager included for field installation</li> </ul>	
Standard Height Transition Credenza Open Storage	18	72	20 / 27	140	20	BS1872-27TSR	\$3,707
	18	72	20 / 27	140	20	BS1872-27TSL	\$3,707
 left shown						<ul style="list-style-type: none"> <li>• two doors with two fixed shelves, open cabinets with two fixed shelves</li> <li>• bent ply top</li> <li>• linking hardware</li> <li>• interior dividers have a wire pass thru</li> <li>• two rectangular back center grommets available, specify and add \$204 list</li> <li>• 24" wire manager included for field installation</li> </ul>	
Standard Height Transition Credenza Full Storage	18	54	20 / 27	140	15	BS1854-27TFSR	\$3,654
	18	54	20 / 27	140	15	BS1854-27TFSL	\$3,654
 left shown						<ul style="list-style-type: none"> <li>• one door with two fixed shelves, two drawers</li> <li>• bent ply top</li> <li>• linking hardware</li> <li>• interior dividers have a wire pass thru</li> <li>• two rectangular back center grommets available, specify and add \$204 list</li> <li>• 24" wire manager included for field installation</li> </ul>	
Standard Height Transition Credenza Full Storage	18	72	20 / 27	160	20	BS1872-27TFSR	\$4,132
	18	72	20 / 27	160	20	BS1872-27TFSL	\$4,132
 left shown						<ul style="list-style-type: none"> <li>• two doors with two fixed shelves, two drawers</li> <li>• bent ply top</li> <li>• linking hardware</li> <li>• interior dividers have a wire pass thru</li> <li>• two rectangular back center grommets available, specify and add \$204 list</li> <li>• 24" wire manager included for field installation</li> </ul>	

Description	D	W	H	CTN WT	CU FT	① Model	List Price
Tall Transition Credenza Open Storage	18	54	27 / 33	130	19	<b>BS1854-33TOSR</b>	\$3,416
	18	54	27 / 33	130	19	<b>BS1854-33TOSL</b>	\$3,416
 left shown	<ul style="list-style-type: none"> <li>• open cabinet, four fixed shelves</li> <li>• bent ply top</li> <li>• linking hardware</li> <li>• interior dividers have a wire pass thru</li> <li>• two rectangular back center grommets available, specify and add \$204 list</li> <li>• 24" wire manager included for field installation</li> </ul>						
Tall Transition Credenza Open Storage	18	72	27 / 33	140	25	<b>BS1872-33TOSR</b>	\$3,722
	18	72	27 / 33	140	25	<b>BS1872-33TOSL</b>	\$3,722
 left shown	<ul style="list-style-type: none"> <li>• open cabinet, six fixed shelves</li> <li>• bent ply top</li> <li>• linking hardware</li> <li>• interior dividers have a wire pass thru</li> <li>• two rectangular back center grommets available, specify and add \$204 list</li> <li>• 24" wire manager included for field installation</li> </ul>						
Tall Transition Storage Credenza	18	72	27 / 33	150	25	<b>BS1872-33TSR</b>	\$3,984
	18	72	27 / 33	150	25	<b>BS1872-33TSL</b>	\$3,984
 left shown	<ul style="list-style-type: none"> <li>• two doors with two fixed shelves,</li> <li>• open cabinet with two fixed shelves</li> <li>• bent ply top</li> <li>• linking hardware</li> <li>• interior dividers have a wire pass thru</li> <li>• two rectangular back center grommets available, specify and add \$204 list</li> <li>• 24" wire manager included for field installation</li> </ul>						
Tall Transition Storage Credenza	18	54	27 / 33	150	19	<b>BS1854-33TFSR</b>	\$3,850
	18	54	27 / 33	150	19	<b>BS1854-33TFSL</b>	\$3,850
 left shown	<ul style="list-style-type: none"> <li>• one door with two fixed shelves,</li> <li>• two drawers with open compartments</li> <li>• bent ply top</li> <li>• linking hardware</li> <li>• interior dividers have a wire pass thru</li> <li>• two rectangular back center grommets available, specify and add \$204 list</li> <li>• 24" wire manager included for field installation</li> </ul>						
Tall Transition Storage Credenza	18	72	27 / 33	170	25	<b>BS1872-33TFSR</b>	\$4,390
	18	72	27 / 33	170	25	<b>BS1872-33TFSL</b>	\$4,390
 left shown	<ul style="list-style-type: none"> <li>• two doors with two fixed shelves,</li> <li>• two drawers with open compartments</li> <li>• bent ply top</li> <li>• linking hardware</li> <li>• interior dividers have a wire pass thru</li> <li>• two rectangular back center grommets available, specify and add \$204 list</li> <li>• 24" wire manager included for field installation</li> </ul>						

**To Order, Specify:**

- ① Model Number
- ② Wood Species - Rift Cut White Oak (WK4) or Flat Cut Walnut (WA1)
- ③ Wood Finish [See Wood Finish Options](#)
- ④ Door/Drawer Front Optional Paint Color [See Paint Color Options](#)
- ⑤ Metal Leg Color [See Metal Leg Color Options](#)

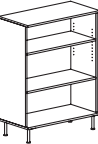
**Specifications:**

- Wood species - Rift Cut White Oak or Flat Cut Walnut.
- 3/4" thick plywood tops
- Exterior feet and leg frames are fabricated from 14 guage steel tubing and 14 guage flat stock.

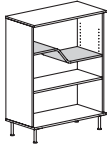
BeSPACE

C  
O  
K  
C  
0  
0  
2  
0  
5

Description	D	W	H	CTN WT	CU FT	① Model	List Price
Open Bookcase	18	36	48	99	22	BS1836-480BC	\$2,300



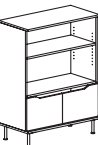
straight  
shelf



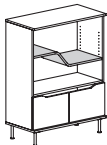
optional  
bent plywood

- open cabinet, two shelves
- lower shelf fixed, always straight
- upper shelf adjustable, straight standard; bent plywood available, specify and add \$775 to list
- specify back height: full back, mid back or low back
- linking hardware

Open Bookcase with Lower Doors	18	36	48	115	22	BS1836-48SBC	\$2,467
--------------------------------	----	----	----	-----	----	--------------	---------



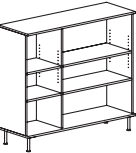
straight  
shelf



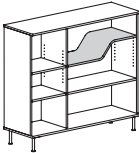
optional  
bent plywood

- two doors, open cabinet with two shelves
- lower shelf fixed, always straight
- upper shelf adjustable, straight standard; bent plywood available, specify and add \$775 to list
- specify back height: full back, mid back or low back
- linking hardware

Open Storage Bookcase with Tower	18	54	48	165	33	BS1854-480BCR	\$2,793
	18	54	48	165	33	BS1854-480BCL	\$2,793



straight  
shelf



optional  
bent plywood

- open cabinet, four shelves
- two lower shelves fixed, always straight
- two upper shelves adjustable, straight standard; bent plywood available on wide shelf, specify and add \$775 to list
- specify back height: full back, mid back or low back
- linking hardware

lefts shown

Storage Bookcase with Lower Doors and Tower	18	54	48	181	33	BS1854-48DBCR	\$2,976
	18	54	48	181	33	BS1854-48DBCL	\$2,976



straight  
shelf




optional  
bent plywood

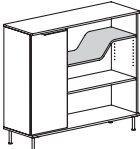
- two doors, open cabinet
- two lower shelves fixed, always straight
- two upper shelves adjustable, straight standard; bent plywood available on wide shelf, specify and add \$775 to list
- specify back height: full back, mid back or low backs
- linking hardware

lefts shown

Description	D	W	H	CTN WT	CU FT	① Model	List Price
Storage Bookcase with Tower Door	18	54	48	185	33	BS1854-48TBCR	\$2,976
	18	54	48	185	33	BS1854-48TBCL	\$2,976



straight shelf




optional bent plywood

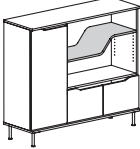
lefts shown

- tower door with two shelves, lower shelf fixed
- open cabinet with two shelves
- lower shelf fixed, always straight
- upper shelf adjustable, straight standard; bent plywood available on upper shelf, specify and add \$775 to list
- specify back height: full back, mid back or low backs
- linking hardware

Storage Bookcase with Full Door Set and Tower	18	54	48	201	33	BS1854-48SBCR	\$3,119
	18	54	48	201	33	BS1854-48SBCL	\$3,119



straight shelf



optional bent plywood

lefts shown

- tower door with two shelves, lower shelf fixed
- open cabinet with two shelves
- lower shelf fixed, always straight
- upper shelf adjustable, straight standard; bent plywood available on adjustable shelf, specify and add \$775 to list
- specify back height: full back, mid back or low backs
- linking hardware

**To Order, Specify:**

- ① Model Number
- ② Wood Species - Rift Cut White Oak (WK4) or Flat Cut Walnut (WA1)
- ③ Wood Finish [See Wood Finish Options](#)
- ④ Door Front Optional Paint Color [See Paint Color Options](#)
- ⑤ Back Height - Full Back, Mid Back, Low Back
- ⑥ Metal Leg Color [See Metal Leg Color Options](#)

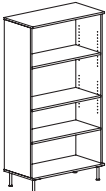
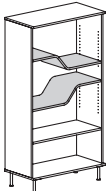
**Specifications:**

- Wood species - Rift Cut White Oak or Flat Cut Walnut.
- 3/4" thick plywood tops
- Exterior feet and leg frames are fabricated from 14 gauge steel tubing and 14 gauge flat stock.

## BeSPACE

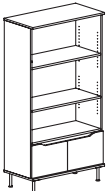
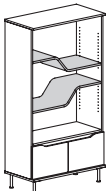
C  
O  
K  
C  
0  
0  
2  
0  
5

Description	D	W	H	CTN WT	CU FT	① Model	List Price
Open Bookcase	18	36	68	114	31	BS1836-680BC	\$2,692

straight  
shelvesoptional  
bent plywood

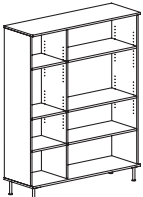
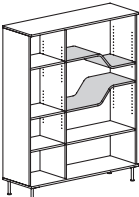
- open cabinet, three shelves
- lower shelf fixed, always straight
- two upper shelves adjustable, straight standard; bent plywood available, specify and add \$775 per shelf to list
- specify back height: full back, mid back or low backs
- linking hardware

Open Bookcase with Lower Doors	18	36	68	130	31	BS1836-68SBC	\$2,862
--------------------------------	----	----	----	-----	----	--------------	---------

straight  
shelvesoptional  
bent plywood

- two doors, open cabinet with three shelves
- lower shelf fixed, always straight
- two upper shelves adjustable, straight standard; bent plywood available, specify and add \$775 per shelf to list
- specify back height: full back, mid back or low backs
- linking hardware

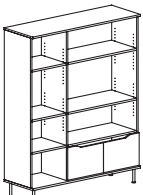
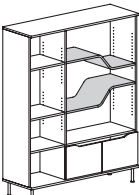
Open Storage Bookcase with Tower	18	54	68	209	46	BS1854-680BCR	\$3,203
	18	54	68	209	46	BS1854-680BCL	\$3,203

straight  
shelvesoptional  
bent plywood

- open cabinet, six shelves
- two lower shelves fixed, always straight
- four upper shelves adjustable, straight standard; bent plywood available on wide shelves, specify and add \$775 per shelf to list
- specify back height: full back, mid back or low backs
- linking hardware

lefts shown

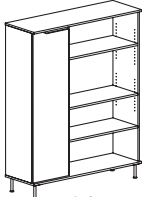
Storage Bookcase with Lower Doors and Tower	18	54	68	225	46	BS1854-68DBCR	\$3,364
	18	54	68	225	46	BS1854-68DBCL	\$3,364

straight  
shelvesoptional  
bent plywood

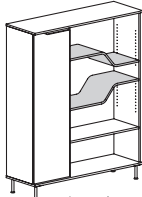
- two doors, open cabinet with six shelves
- two lower shelves fixed, always straight
- four upper shelves adjustable, straight standard; bent plywood available on wide shelves, specify and add \$775 per shelf to list
- specify back height: full back, mid back or low backs
- linking hardware

lefts shown

Description	D	W	H	CTN WT	CU FT	① Model	List Price
Storage Bookcase with Tower Door	18	54	68	234	46	BS1854-68TBCR	\$3,364
	18	54	68	234	46	BS1854-68TBCL	\$3,364



straight shelves

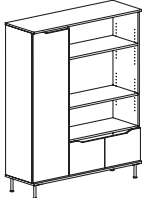


optional bent plywood

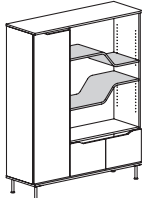
- tower door with three shelves, lower shelf fixed
- open cabinet with three shelves
- lower shelf fixed, always straight
- two upper shelves adjustable, straight standard; bent plywood available on adjustable shelves, specify and add \$775 per shelf to list
- specify back height: full back, mid back or low backs
- linking hardware

lefts shown

Storage Bookcase with Full Door Set and Tower	18	54	68	250	46	BS1854-68SBCR	\$3,506
	18	54	68	250	46	BS1854-68SBCL	\$3,506



straight shelves



optional bent plywood

- tower door with three shelves, lower shelf fixed
- open cabinet with three shelves
- lower shelf fixed, always straight;
- two upper shelves adjustable, straight standard; bent plywood available on adjustable shelves, specify and add \$775 per shelf to list
- specify back height: full back, mid back or low backs
- linking hardware

lefts shown

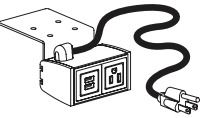
#### To Order, Specify:

- ① Model Number
- ② Wood Species - Rift Cut White Oak (WK4) or Flat Cut Walnut (WA1)
- ③ Wood Finish [See Wood Finish Options](#)
- ④ Door Front Optional Paint Color [See Paint Color Options](#)
- ⑤ Back Height - Full Back, Mid Back, Low Back
- ⑥ Metal Leg Color [See Metal Leg Color Options](#)

#### Specifications:

- Wood species - Rift Cut White Oak or Flat Cut Walnut.
- 3/4" thick plywood tops
- Exterior feet and leg frames are fabricated from 14 gauge steel tubing and 14 gauge flat stock.

Description	D	W	H	CTN WT	CU FT	❶ Model	List Price
Power Center Under Mount	6	3 5/8	2 1/2	4	1	EC21	\$525



- mounts under platform or surface
- field installable
- one power receptacle - 110 volt, one dual USB port
- 10' power cord with molded plug
- specify Black (B) or White (W) finish

C  
O  
K  
C  
0  
0  
2  
0  
5

To Order, Specify:  
❶ Model Number



Boston Order Check List:



- Specify:
- ☐ 1. Model Number
  - ☐ 2. Wood Species - Red Oak (RO) or Maple (M)
  - ☐ 3. Wood Finish/Color
  - ☐ 4. Fabric Selection - vendor, pattern and color
  - ☐ 5. Optional FRONT LEG Casters - add \$66 list; specify seat height - NOT AVAILABLE on BENCHES
  - ☐ 6. Optional Trim Nails - add \$134 list per chair; add \$170 list per bench
  - ☐ 7. Optional Rubber Cushion Nylon Glides - no upcharge

Example:

981C (model #)	RO (wood species)	HEN (finish)	MOMENTUM (fabric vendor)	VOX (pattern name)	MYSTIC (pattern color)
-------------------	----------------------	-----------------	-----------------------------	-----------------------	---------------------------

1. Model Number

2. Wood Species - Red Oak (RO) or Maple (M)

3. Wood Finish/Color Options:

Red Oak

BRW	Brownie	ECU	Ecru
CAN	Canyon	HEN	Henna
CIT	Citron	HNY	Honey
DES	Desert	NUT	Nut Brown

Maple

BAR	Barrel	MCH	Mocha
BRK	Brickdust	OBK	Outback
BUF	Buff	PIL	Pilsner
CSK	Cask	PIN	Pinnacle Walnut
CND	Cinder	RAV	Raven
CLY	Clay	RYE	Rye
EGR	Egret	SAB	Sable
FAW	Fawn	SAD	Saddle
FLX	Flax	SIE	Sienna
FLN	Flint	TRF	Truffle
FLO	Florence Walnut	UMB	Umber
LOF	Loft	VAL	Valley
MES	Mesa	WLH	Walnut Heights
MIN	Mineral		

Paint Color - add \$45 list per item

BKD	Backdrop	NVL	Novel Lilac
BFX	Black Fox	PPL	Patchwork Plum
BRV	Bravado Red	PGR	Pewter Green
BWH	Bright White	QAL	Queen Anne Lilac
BRF	Broccoflower	RPT	Redend Point
BTI	Butternut	ROS	Rose Tan

Paint Color (continued) - add \$45 list per item

CCY	Canyon Clay	SAU	Saucy Gold
CHT	Chatroom	SVP	Silverplate
DEN	Denim	SKS	Skyline Steel
GAL	Gale Force	STM	Storm
GRV	Greek Villa	TRC	Tricorn Black
KGR	Kendal Green	UKH	Universal Khaki
NWH	Nonchalant White	WBL	Windy Blue

4. Fabric Selection - Please supply the following:  
Fabric vendor/ Pattern name/ Pattern color

[For a complete list of JSI Standard and Graded-In Textiles click here](#)

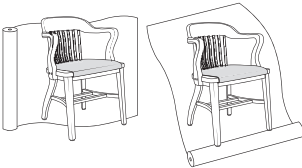
All COM orders must include the following:

- Vendor's name, pattern name and color
- Sample of the fabric attached to order
- Model numbers of items for fabric application
- Special application instructions (e.g., all stripes will be applied front to back unless specified otherwise)
- Customer and purchase order number

Ship prepaid COM  
material to:  
JSI

Attn: COM Department  
201 East Martin Street  
Receiving B, Dock 71  
Orleans, IN 47452

Application of fabric:  
Railroaded Up the Roll



All COM orders will ship at standard lead time from receipt of COM  
except for orders requiring special custom matched  
finishes.

5. Optional trim nails - add \$134 list per chair; add \$170 list per bench

## Description

Swivel Chair with Arms, Wood  
Back and Seat980A  
all wood980C  
uph. seat

## ① Model

980A All Wood  
980C Uph. Seat

- optional five star base with pneumatic lift - add \$91 list
- dual black casters available, no upcharge - specify when ordering
- optional jury base available, revolves, tilts- add \$203 list
- optional jury base does not include site installation hardware

## Specifications

Dimensions	D	W	H
Overall	22	23 ¼	32 -36
Seat	17 ½	19 ¾	14 ⅝ - 18 ⅝
Arm	26-30		
Upholstery		Shipping	
COM Ydg	1	Ctn Wt	45
COL Sq Ft	12	Cu Ft	12

## List Price Per Grade

All Wood	\$1,650
COM	\$1,752
A	\$1,790
B	\$1,817
COL/C	\$1,866
D	\$1,922
E	\$1,981
F	\$2,045
G	\$2,134
H	\$2,228
I	\$2,380
J	\$2,559
L1	\$2,152
L2	\$2,249

Guest Chair with Arms, Wood  
Back and Seat981A  
all wood981C  
uph. seat

981A All Wood

981C Uph. Seat

- optional front leg casters available
- add \$66 list for set of 2 casters

Dimensions	D	W	H
Overall	23 ½	24	32 ¼
Seat	17 ¾	19 ¾	18 ½
Arm	28 ¾		
Upholstery		Shipping	
COM Ydg	1	Ctn Wt	39
COL Sq Ft	12	Cu Ft	13

All Wood	\$1,282
COM	\$1,392
A	\$1,424
B	\$1,453
COL/C	\$1,499
D	\$1,556
E	\$1,618
F	\$1,678
G	\$1,769
H	\$1,866
I	\$2,015
J	\$2,192
L1	\$1,788
L2	\$1,881

## To Order, Specify:

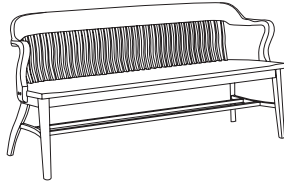
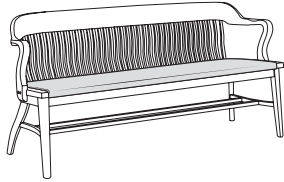
- ① Model Number
- ② Wood Species - Red Oak (RO) or Maple (M)
- ③ Wood Finish/Color [See Wood Finish/Color Options](#)
- ④ Fabric Selection - vendor, pattern and color  
Visit [www.jsifurniture.com/finishes-and-materials/textiles](http://www.jsifurniture.com/finishes-and-materials/textiles) for our textiles program. See selection of standard and graded in manufacturers and patterns.
- ⑤ Optional FRONT LEG Casters - add \$66 list; specify seat height.  
**NOT AVAILABLE on BENCHES**
- ⑥ Optional Trim Nails - add \$134 list per chair; add \$170 list per bench
- ⑦ Optional Rubber Cushion Nylon Glides - no upcharge

## Specifications

- Wood species - Red Oak or Maple.
- Seat is upholstered with 1 ½" high density polyurethane foam and features horseshoe style upholstery.
- Spiral grooved hardwood dowels with corner blocks, glue and screws.
- Standard with rubber cushion metal glides.



## Description

Bench 69 ½" w, Wood Back and  
Seat993A  
all wood993C  
uph. seat

## ① Model

993A All Wood

993C Uph. Seat

• casters not available

## Specifications

Dimensions	D	W	H
Overall	23	69 ½	33 ½
Seat	18	66 ¼	18
Arm			28 ½
Upholstery	Shipping		
COM Ydg	2 ¼	Ctn Wt	109
COL Sq Ft	23	Cu Ft	47

## List Price Per Grade

All Wood	\$5,116
COM	\$5,305
A	\$5,417
B	\$5,474
COL/C	\$5,579
D	\$5,714
E	\$5,848
F	\$5,989
G	\$6,188
H	\$6,405
I	\$6,740
J	\$7,142
L1	\$6,229
L2	\$6,445

## To Order, Specify:

- ① Model Number
- ② Wood Species - Red Oak (RO) or Maple (M)
- ③ Wood Finish/Color [See Wood Finish/Color Options](#)
- ④ Fabric Selection - vendor, pattern and color  
Visit [www.jsifurniture.com/finishes-and-materials/textiles](http://www.jsifurniture.com/finishes-and-materials/textiles) for our textiles program. See selection of standard and graded in manufacturers and patterns.
- ⑤ Optional FRONT LEG Casters - add \$66 list; specify seat height.  
**NOT AVAILABLE on BENCHES**
- ⑥ Optional Trim Nails - add \$134 list per chair; add \$170 list per bench
- ⑦ Optional Rubber Cushion Nylon Glides - no upcharge

## Specifications

- Wood species - Red Oak or Maple.
- Seat is upholstered with 1 ½" high density polyurethane foam and features horseshoe style upholstery.
- Spiral grooved hardwood dowels with corner blocks, glue and screws.
- Standard with rubber cushion metal glides.

Bourne Seating Order Check List:



Specify:

- ☐ 1. Model Number
- ☐ 2. Wood Species - Maple (M) or Walnut (W) upcharge applies when Walnut is specified
- ☐ 3. Wood Finish
- ☐ 4. Fabric Selection - vendor, pattern and color
- ☐ 5. Metal Foot Rail Color -
- ☐ 6. Optional Rubber Cushion Nylon Glides - no upcharge

Example:

BU7511D (model #)	M (species)	BAR (finish)	MOMENTUM (fabric vendor)	VOX (pattern name)	MYSTIC (pattern color)
----------------------	----------------	-----------------	-----------------------------	-----------------------	---------------------------

1. Model Number

2. Wood Species - Maple (M) or Walnut (W); upcharge applies

3. Wood Finish Options:

Maple Frame			
BAR	Barrel	MCH	Mocha
BRK	Brickdust	OBK	Outback
BUF	Buff	PIL	Pilsner
CSK	Cask	PIN	Pinnacle Walnut
CND	Cinder	RAV	Raven
CLY	Clay	RYE	Rye
EGR	Egret	SAB	Sable
FAW	Fawn	SAD	Saddle
FLX	Flax	SIE	Sienna
FLN	Flint	TRF	Truffle
FLO	Florence Walnut	UMB	Umber
LOF	Loft	VAL	Valley
MES	Mesa	WLH	Walnut Heights
MIN	Mineral		

Walnut Frame (optional, upcharge applies)

BRK	Brickdust	PIN	Pinnacle Walnut
CSK	Cask	SIE	Sienna
MES	Mesa	TRF	Truffle
MCH	Mocha	UMB	Umber

4. Fabric Selection - Please supply the following:  
Fabric vendor/ Pattern name/ Pattern color

[For a complete list of JSI Standard and Graded-In Textiles click here](#)

When specifying dual upholstery, indicate clearly which upholstery is to be applied to the seat/lower back and the upper back.

- Indicate direction of fabric - Railroaded or Up the Roll
- Please provide illustration, if available

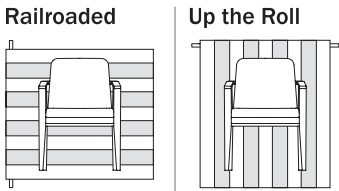
All COM orders must include the following:

- Vendor's name, pattern name and color
- Sample of the fabric attached to the order
- Model numbers of items for fabric application
- Special application instructions (e.g., all stripes will be applied front to back unless specified otherwise)
- Customer and purchase order number

Ship prepaid COM material to:

JSI  
Attn: COM Department  
201 East Martin Street  
Receiving B, Docks 71-73  
Orleans, IN 47452

Application of fabric:



All COM orders will ship at standard lead time from receipt of COM except for orders requiring special custom matched finishes.

5. Metal Foot Rail Color - specify color:

ABZ	Aged Bronze	PEW	Pewter
ASL	Arctic Silver	SBZ	Soft Bronze
GLD	Gold	SNK	Soft Nickel
MBK	Matte Black		

6. Optional Rubber Cushion Nylon Glides - no upcharge

### Single Textile Seating

a. frame species

(choose one)

\_\_\_\_\_ maple

\_\_\_\_\_ walnut (*upcharge applies*)

finish color:

(see previous page for finish choices) \_\_\_\_\_

b. fabric selection

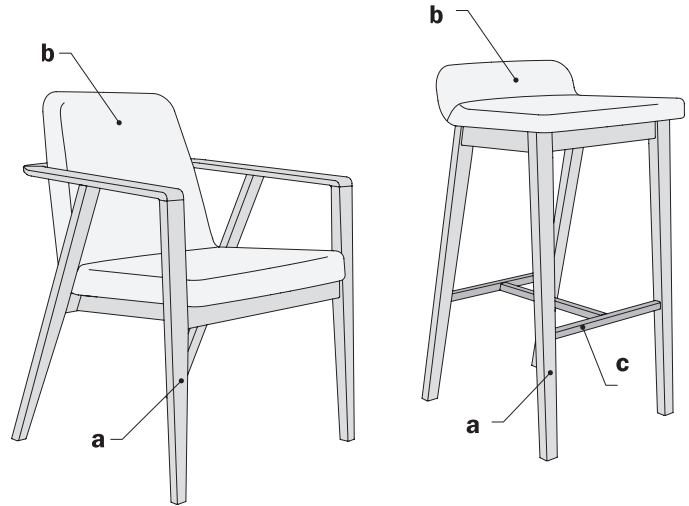
\_\_\_\_\_ vendor

\_\_\_\_\_ pattern

\_\_\_\_\_ color

c. metal color (*if applicable*)

(choose one)



### Dual Textile Seating

a. frame finish color:

(see previous page for finish choices) \_\_\_\_\_

b. fabric selection;

b1.) seat and lower back

\_\_\_\_\_ vendor

\_\_\_\_\_ pattern

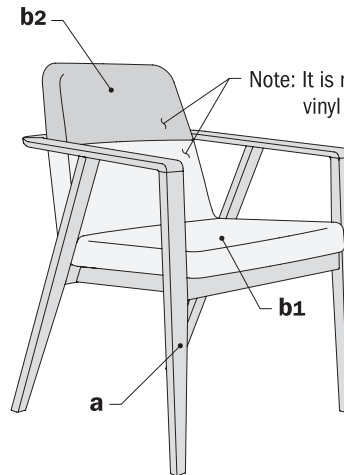
\_\_\_\_\_ color

b2.) upper back

\_\_\_\_\_ vendor

\_\_\_\_\_ pattern

\_\_\_\_\_ color



Bourne Tables Order Check List:



**Specify:**

☐ **1. Model Number**

☐ **2. Top Material**

a.) Veneer

1.) Wood Finish

b.) Laminate

1.) Laminate Color

c.) Solid Surface

1.) Solid Surface Color

☐ **3. Legs/Apron Wood Finish**

a.) Solid Maple

1.) Wood or Paint Color

b.) Solid Walnut - upcharge applies

1.) Wood Finish

Example:

<b>BU2448-17TTWL</b> (model #)	<b>FLX</b> (top material wood finish)	<b>BWH</b> (legs/apron paint color)
-----------------------------------	--	--

1. Model Number

2. Top Material Selection:

<b>Veneer</b> *finishes have coordinating laminate top			
<b>ESS Essentials Veneer Collection</b>			
BRK	Brickdust*	MIN	Mineral*
CSK	Cask*	MCH	Mocha*
CLY	Clay*	OBK	Outback*
FAW	Fawn*	PIL	Pilsner*
FLX	Flax	SIE	Sienna
FLN	Flint*	TRF	Truffle
LOF	Loft*	UMB	Umber*
MES	Mesa*	VAL	Valley*
<b>ART Artisan Veneer Collection</b>			
BAR	Barrel	RAV	Raven
BUF	Buff	RYE	Rye
CND	Cinder	SAB	Sable
EGR	Egret*	SAD	Saddle

Top Material Selection (continued):

<b>Laminate</b>			
<b>TFL-HPL Woodgrain Laminates</b>			
BEL	Belair	MIN	Mineral
BRK	Brickdust	MCH	Mocha
CSK	Cask	OBK	Outback
CLY	Clay	PIL	Pilsner
EGR	Egret	PIN	Pinnacle Walnut
FAW	Fawn	UMB	Umber
FLN	Flint	VAL	Valley
FLO	Florence Walnut	WLH	Walnut Heights
LOF	Loft	WEA	Weathered Ash
MES	Mesa		
<b>TFL-HPL Solid Laminates</b>			
ALB	Alabaster	SHD	Shadow
BLK	Black	SLG	Slate Grey
BBL	Bridal Blanco	ZEN	Zen Grey
DWH	Designer White		
<b>Solid Surface</b>			
ONX	Black Onyx Mirage	HST	Hot Stone
DWH	Designer White	SOG	Soothing Grey



3. Legs/Apron Selection:

Wood Finish:

BAR	Barrel	MCH	Mocha <sup>‡</sup>
BRK	Brickdust <sup>‡</sup>	OBK	Outback
BUF	Buff	PIL	Pilsner
CSK	Cask <sup>‡</sup>	PIN	Pinnacle Walnut <sup>‡</sup>
CND	Cinder	RAV	Raven
CLY	Clay	RYE	Rye
EGR	Egret	SAB	Sable
FAW	Fawn	SAD	Saddle
FLX	Flax	SIE	Sienna <sup>‡</sup>
FLN	Flint	TRF	Truffle <sup>‡</sup>
FLO	Florence Walnut	UMB	Umber <sup>‡</sup>
LOF	Loft	VAL	Valley
MES	Mesa <sup>‡</sup>	WLH	Walnut Heights
MIN	Mineral		

<sup>‡</sup>Finishes may be specified to have Maple or Walnut Leg/Apron.  
Walnut will have an upcharge.

Paint Color:

BKD	Backdrop	NWH	Nonchalant White
BFX	Black Fox	SVP	Silverplate
BWH	Bright White	SKS	Skyline Steel
CHT	Chatroom	STM	Storm
GAL	Gale Force	TRC	Tricorn Black
GRV	Greek Villa	UKH	Universal Khaki

Table Order Check List

a. worksurface - veneer, laminate, or solid surface choice  
(choose one)

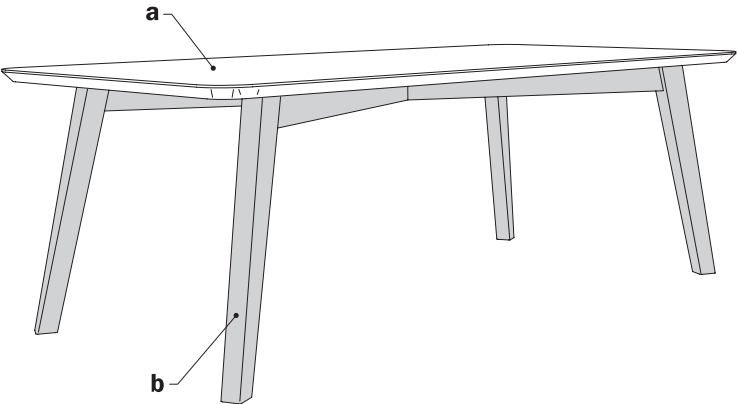
☐ veneer      ☐ laminate  
☐ solid surface

finish, laminate or solid surface color:  
(see previous page for choices) \_\_\_\_\_

b. legs/apron  
(choose one)

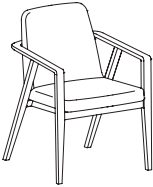



☐ maple  
☐ walnut (*upcharge applies*)




legs/apron finish/paint color:  
(see above for choices) \_\_\_\_\_



## Bourne

C  
O  
K  
C  
0  
0  
2  
0  
5

Description	① Model	Specifications	List Price Per Grade
Guest Chair - Single Textile 	<b>BU7511D</b> · wall saver · maple frame standard · walnut frame available, specify and add \$240 list	<b>Dimensions</b> Overall 26 24 ¼ 33 Seat 18 20 ¼ 18 Arm 25	COM \$1,482 A \$1,495 B \$1,520 COL/C \$1,565 D \$1,623 E \$1,683 F \$1,772 G \$1,870 H \$1,972 I \$2,134 J \$2,328 L1 \$1,941 L2 \$2,070
		<b>Upholstery</b> COM Ydg 1 ¼ Ctn Wt 25 COL Sq Ft 23 Cu Ft 14	
Guest Chair - Dual Textile 	<b>BU7511E</b> · wall saver · dual textile back; specify two textiles when ordering, see page <a href="#">BUS3</a> · maple frame standard · walnut frame available, specify and add \$240 list	<b>Dimensions</b> Overall 26 24 ¼ 33 Seat 18 20 ¼ 18 Arm 25	COM \$1,549 A \$1,565 B \$1,596 COL/C \$1,650 D \$1,720 E \$1,791 F \$1,899 G \$2,015 H \$2,140 I \$2,332 J \$2,566 L1 \$2,101 L2 \$2,255
		<b>Upholstery</b> COM Ydg 1 ½ Ctn Wt 25 COL Sq Ft 27 Cu Ft 14	
Lounge Chair - Single Textile 	<b>BU7521D</b> · maple frame standard · walnut frame available, specify and add \$297 list	<b>Dimensions</b> Overall 29 ¼ 28 ¾ 30 Seat 21 24 ½ 17 ¼ Arm 23	COM \$1,745 A \$1,761 B \$1,792 COL/C \$1,847 D \$1,916 E \$1,986 F \$2,095 G \$2,211 H \$2,335 I \$2,528 J \$2,762 L1 \$2,296 L2 \$2,451
		<b>Upholstery</b> COM Ydg 1 ½ Ctn Wt 30 COL Sq Ft 30 Cu Ft 17	
Lounge Chair - Dual Textile 	<b>BU7521E</b> · dual textile back; specify two textiles when ordering, see page <a href="#">BUS3</a> · maple frame standard · walnut frame available, specify and add \$297 list	<b>Dimensions</b> Overall 29 ¼ 28 ¾ 30 Seat 21 24 ½ 17 ¼ Arm 23	COM \$1,817 A \$1,835 B \$1,872 COL/C \$1,935 D \$2,016 E \$2,098 F \$2,225 G \$2,361 H \$2,505 I \$2,731 J \$3,003 L1 \$2,460 L2 \$2,641
		<b>Upholstery</b> COM Ydg 1 ¾ Ctn Wt 30 COL Sq Ft 35 Cu Ft 17	

Description	① Model	Specifications				List Price Per Grade	
<b>Ottoman</b> 	<b>BU7504C</b> • maple frame standard • walnut frame available, specify and add \$101 list	<b>Dimensions</b>	<b>D</b>	<b>W</b>	<b>H</b>	COM	\$987
		Overall	18	22	13 ¼	A	\$996
		<b>Upholstery</b>		<b>Shipping</b>		B	\$1,011
		COM Ydg	¾	Ctn Wt	10	COL/C	\$1,038
		COL Sq Ft	14	Cu Ft	5	D	\$1,073
						E	\$1,109
<b>27½"h Counter Height Stool</b> 	<b>BU7514D</b> • coordinates with counter height tables • metal foot rail • maple frame standard • walnut frame available, specify and add \$180 list	<b>Dimensions</b>	<b>D</b>	<b>W</b>	<b>H</b>	COM	\$1,285
		Overall	18 ¼	18	27 ½	A	\$1,294
		Seat	14 ½	18	24	B	\$1,308
		<b>Upholstery</b>		<b>Shipping</b>		COL/C	\$1,336
		COM Ydg	¾	Ctn Wt	18	D	\$1,371
		COL Sq Ft	14	Cu Ft	7	E	\$1,407
						F	\$1,461
						G	\$1,519
						H	\$1,581
						I	\$1,678
						J	\$1,794
						L1	\$1,561
<b>33½"h Bar Stool</b> 	<b>BU7518D</b> • coordinates with bar height tables • metal foot rail • maple frame standard • walnut frame available, specify and add \$180 list	<b>Dimensions</b>	<b>D</b>	<b>W</b>	<b>H</b>	COM	\$1,285
		Overall	19 ½	18	33 ½	A	\$1,294
		Seat	14 ½	18	30	B	\$1,308
		<b>Upholstery</b>		<b>Shipping</b>		COL/C	\$1,336
		COM Ydg	¾	Ctn Wt	20	D	\$1,371
		COL Sq Ft	14	Cu Ft	8	E	\$1,407
						F	\$1,461
						G	\$1,519
						H	\$1,581
						I	\$1,678
						J	\$1,794
						L1	\$1,561
						L2	\$1,638

**To Order, Specify:**

- ① Model Number
- ② Wood Finish [See Finish Options](#)
  - a.) Maple Finish
  - b.) Walnut Finish - upcharge applies
- ③ Fabric Selection - vendor, pattern and color
  - a.) Seat and Lower Back
  - b.) Upper Back (only available on Dual Textile chairs)
 Visit [www.jsifurniture.com/finishes-and-materials/textiles](http://www.jsifurniture.com/finishes-and-materials/textiles) for our textiles program. See selection of standard and graded in manufacturers and patterns.
- ④ Metal Foot Rail Color - [See Metal Foot Rail Color Options](#)
- ⑤ Optional Rubber Cushion Nylon Glides - no upcharge

**Specifications**

- Wood Species - Maple or Walnut.
- Seats are upholstered with high density polyurethane foam.
- Backs are tapered and upholstered with polyurethane foam.
- Mortise and tenon construction with corner blocks, glue and screws.
- Standard with rubber cushion metal glides.



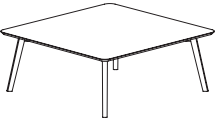
Bourne

Description	D	W	H	CTN WT	CU FT	① Model	Essentials Veneer or HPL Laminate Top	Artisan Veneer Top	Solid Surface Top
Rectangular Coffee Table	24	48	17	39	11	BU2448-17TTWL	\$1,633	\$1,700	\$2,617



- ships KD
- knife edge
- walnut legs/apron available, specify and add \$172 list

Square Coffee Table	42	42	17	54	16	BU4242-17TTWL	\$1,701	\$1,770	\$3,811
---------------------	----	----	----	----	----	---------------	---------	---------	---------



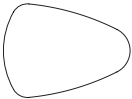
- ships KD
- knife edge
- walnut legs/apron available, specify and add \$172 list

Round Coffee Table	42	42	17	45	16	BU42-17RDWL	\$1,613	\$1,680	\$3,724
	36	36	17	36	12	BU36-17RDWL	\$1,558	\$1,626	\$3,099



- ships KD
- three legs
- knife edge
- walnut legs/apron available, specify and add \$172 list

Triangular Coffee Table	36	48	17	42	16	BU3648-17PKWL	\$1,618	\$1,684	\$3,728
-------------------------	----	----	----	----	----	---------------	---------	---------	---------



- ships KD
- three legs
- knife edge
- walnut legs/apron available, specify and add \$172 list

BOURNE

C  
O  
K  
C  
0  
0  
2  
0  
5

Description	D	W	H	CTN WT	CU FT	❶ Model	Essentials Veneer or HPL Laminate Top	Artisan Veneer Top	Solid Surface Top
Square Side Table	20	20	21	22	4	BU2020-21TTWL	\$1,542	\$1,608	\$2,154



- ships KD
- knife edge
- walnut legs/apron available, specify and add \$172 list

Round Side Table	24	24	21	23	6	BU24-21RDWL	\$1,480	\$1,548	\$2,169
------------------	----	----	----	----	---	-------------	---------	---------	---------



- ships KD
- three legs
- knife edge
- walnut legs/apron available, specify and add \$172 list

**To Order, Specify:**

- ❶ Model Number
- ❷ Top Material:
  - a.) Veneer [See Veneer Top Finish Options](#)
    - 1.) Finish Color
  - b.) Laminate [See Laminate Top Finish Options](#)
    - 1.) Laminate Color
  - c.) Solid Surface [See Solid Surface Top Finish Options](#)
- ❸ Legs/Apron:
  - a.) Wood Finish [See Wood Finish Options](#)
  - b.) Paint Color [See Paint Color Options](#)

Bryn Order Check List:



Specify:

☐ 1. Model Number

☐ 2. Wood Species - Rift Cut White Oak (WK4)

☐ 3. Wood Finish

☐ 4. Plastic Color - Extra White (EWM), Gray Screen (GRS), Kiwi Green (KGR), Toile Red (TRD) or Tricorn Black (TBM)

☐ 5. Metal Frame Tier/ Color:

    A. Tier 1 - no upcharge

    B. Tier 2 - add \$150 list

    C. Tier 3 - add \$170 list

☐ 6. Fabric Selection - vendor, pattern and color

Example:

BY2103WU (model #)	WK4 (wood species)	BAR (finish)	MBK (metal color)	MOMENTUM (fabric vendor)	VOX (pattern name)	MYSTIC (pattern color)
-----------------------	-----------------------	-----------------	----------------------	-----------------------------	-----------------------	---------------------------

1. Model Number

2. Wood Species - Rift Cut White Oak (WK4)

3. Wood Finish Options:

BAR	Barrel	MIN	Mineral
BRK	Brickdust	MCH	Mocha
BUF	Buff	OBK	Outback
CSK	Cask	PIL	Pilsner
CND	Cinder	PIN	Pinnacle Walnut
CLY	Clay	RAV	Raven
CLR	Clear	RYE	Rye
EGR	Egret	SAB	Sable
FAW	Fawn	SAD	Saddle
FLX	Flax	SIE	Sienna
FLN	Flint	TRF	Truffle
FLO	Florence Walnut	UMB	Umber
LOF	Loft	VAL	Valley
MES	Mesa	WLH	Walnut Heights

4. Plastic Color:

EWM	Extra White	TRD	Toile Red
GRS	Gray Screen	TBM	Tricorn Black
KGR	Kiwi Green		

5. Metal Frame Tier/Color:

Tier 1:			
MBK	Matte Black	CHR	Chrome
Tier 2: add \$150 list			
ABZ	Aged Bronze	PEW	Pewter
ASL	Arctic Silver	SBZ	Soft Bronze
BWH	Bright White	SNK	Soft Nickel
GLD	Gold		
Tier 3: add \$170 list			
BRD	Beige Red (RAL3012)	SAL	Salmon Orange (RAL2012)
CAR	Carmine Red (RAL3002)	SPB	Sapphire Blue (RAL4007)
COP	Copper Brown (RAL8004)	SGR	Signal Green (RAL6032)
HYL	Honey Yellow (RAL1005)	SIG	Signal Orange (RAL2010)
LGR	Leaf Green (RAL6002)	SGY	Silk Grey (RAL7044)
MHB	Mahogany Brown (RAL8016)	SKY	Sky Blue (RAL5015)
MTQ	Mint Turquoise (RAL6033)	TBL	Traffic Blue (RAL5017)
OGR	Olive Green (RAL6003)	TRD	Traffic Red (RAL3020)
PPV	Purple Violet (RAL4007)	TQP	Turquoise Pastel (RAL6034)
QZG	Quartz Grey (RAL7039)	ZYL	Zinc Yellow (RAL1018)

Chrome Frame dictate chrome glides/ back support bracketry.  
Matte Black Frame dictate black glides/ back support bracketry.  
All other Frame color dictates chrome glides/back support bracketry.

**6. Fabric Selection** - Please supply the following:  
Fabric vendor/Pattern name/Pattern color

[For a complete list of JSI Standard and Graded-In Textiles click here](#)

*When specifying contrasting upholstery, indicate clearly which upholstery is to be applied to the seat and back. Use higher grade pricing.*

- Indicate direction of fabric - Railroaded or Up the Roll
- Please provide illustration, if available

**All COM orders must include the following:**

- Fabric vendor's name, pattern name and color
- Sample of the fabric attached to order
- Model numbers of items for fabric application

unless specified otherwise)

- Customer and purchase order number

Ship prepaid COM

material to:

JSI

Attn: COM Department  
201 East Martin Street  
Receiving B, Dock 71  
Orleans, IN 47452

Application of fabric:

Railroaded



Up the Roll



All COM orders will ship at standard lead time from receipt of COM except for orders requiring special custom matched finishes.





Description	Model	Specifications				List Price Per Grade
Guest Chair	<b>BY2101PP - All Plastic</b>	<b>Dimensions</b>	<b>D</b>	<b>W</b>	<b>H</b>	All Plastic \$829
	<b>BY2101PU - Uph. Seat</b>	Overall	22 ¾	21 ¾	31 ¼	COM \$976
	• seated height • arms	Seat	18	17 ¼	17 ½	A \$984
		Arm			25 ½	B \$1,003
<b>BY2101PP</b> plastic seat	<b>BY2101PU</b> uph. seat	<b>Upholstery</b>		<b>Shipping</b>		COL/C \$1,035
		COM Ydg	¾	Ctn Wt	19	D \$1,077
		COL Sq Ft	14	Cu Ft	14	E \$1,119
						F \$1,183
						G \$1,250
						H \$1,324
						I \$1,439
						J \$1,576
						L1 \$1,301
						L2 \$1,393
Guest Chair	<b>BY2101WW - All Wood</b>	<b>Dimensions</b>	<b>D</b>	<b>W</b>	<b>H</b>	All Wood \$1,162
	<b>BY2101WU - Uph. Seat</b>	Overall	22 ¾	21 ¾	31 ¼	COM \$1,168
	• seated height • arms	Seat	18	17 ¼	17 ½	A \$1,178
		Arm			25 ½	B \$1,195
<b>BY2101WW</b> wood seat	<b>BY2101WU</b> uph. seat	<b>Upholstery</b>		<b>Shipping</b>		COL/C \$1,229
		COM Ydg	¾	Ctn Wt	19	D \$1,267
		COL Sq Ft	14	Cu Ft	14	E \$1,309
						F \$1,373
						G \$1,443
						H \$1,515
						I \$1,631
						J \$1,771
						L1 \$1,493
						L2 \$1,586


**To Order, Specify:**



- ① Model Number
- ② Wood Species - Rift Cut White Oak (WK4)
- ③ Wood Finish [See Wood Finish Options](#)
- ④ Plastic Color [See Plastic Color Options](#)
- ⑤ Metal Frame Color [See Metal Frame Color Options](#)
- ⑥ Fabric Selection - vendor, pattern and color



Visit [www.jsifurniture.com/finishes-and-materials/textiles](http://www.jsifurniture.com/finishes-and-materials/textiles) for our textiles program. See selection of standard and graded in manufacturers and patterns.


**Specifications**



- Wood species - Rift Cut White Oak.
- Wall saver feature.
- Standard with felt glides.

Description		1 Model	Specifications				List Price Per Grade	
<div>Guest Chair</div> 	<b>BY2101UU</b> <ul style="list-style-type: none"><li>· seated height</li><li>· arms</li><li>· upholstered seat and upholstered back</li></ul>	<b>Dimensions</b>	<b>D</b>	<b>W</b>	<b>H</b>	<b>COM</b>	\$1,167	
		Overall	22 ¾	21 ¾	31 ¼	<b>A</b>	\$1,181	
		Seat	18	17 ¼	17 ½	<b>B</b>	\$1,205	
		Arm			25 ½	<b>COL/C</b>	\$1,247	
		<b>Upholstery</b>		<b>Shipping</b>		<b>D</b>	\$1,301	
		COM Ydg	1	Ctn Wt	19	<b>E</b>	\$1,357	
		COL Sq Ft	18	Cu Ft	14	<b>F</b>	\$1,443	
						<b>G</b>	\$1,535	
						<b>H</b>	\$1,632	
						<b>I</b>	\$1,784	
							<b>J</b>	\$1,971
							<b>L1</b>	\$1,602
							<b>L2</b>	\$1,725

37" Counter Height Stool		<b>BY2104PP - All Plastic</b> <b>BY2104PU - Uph. Seat</b> <ul style="list-style-type: none"><li>· armless</li></ul>	<b>Dimensions</b>	<b>D</b>	<b>W</b>	<b>H</b>	<b>All Plastic</b>	\$1,066	
		<b>BY2104PP</b> plastic seat	<b>BY2104PU</b> uph. seat	Overall	19 ¼	17	37	<b>COM</b>	\$1,212
				Seat	16	15 ¼	25 ⅞	<b>A</b>	\$1,220
				<b>Upholstery</b>		<b>Shipping</b>		<b>B</b>	\$1,239
				COM Ydg	¾	Ctn Wt	21	<b>COL/C</b>	\$1,270
				COL Sq Ft	14	Cu Ft	13	<b>D</b>	\$1,311
								<b>E</b>	\$1,355
								<b>F</b>	\$1,418
								<b>G</b>	\$1,486
								<b>H</b>	\$1,561
								<b>I</b>	\$1,673
							<b>J</b>	\$1,814	
							<b>L1</b>	\$1,537	
							<b>L2</b>	\$1,627	

37" Counter Height Stool with Wood Seat and Wood Back		<b>BY2104WW - All Wood</b> <b>BY2104WU - Uph. Seat</b> <ul style="list-style-type: none"><li>· counter height</li><li>· armless</li></ul>	<b>Dimensions</b>	<b>D</b>	<b>W</b>	<b>H</b>	<b>All Wood</b>	\$1,389	
		<b>BY2104WW</b> wood seat	<b>BY2104WU</b> uph. seat	Overall	19 ¼	17	37	<b>COM</b>	\$1,406
				Seat	16	15 ¼	25 ⅞	<b>A</b>	\$1,414
				<b>Upholstery</b>		<b>Shipping</b>		<b>B</b>	\$1,432
				COM Ydg	¾	Ctn Wt	21	<b>COL/C</b>	\$1,464
				COL Sq Ft	14	Cu Ft	13	<b>D</b>	\$1,505
								<b>E</b>	\$1,547
								<b>F</b>	\$1,613
								<b>G</b>	\$1,679
								<b>H</b>	\$1,752
								<b>I</b>	\$1,869
							<b>J</b>	\$2,004	
							<b>L1</b>	\$1,731	
							<b>L2</b>	\$1,822	

Description	1 Model	Specifications				List Price Per Grade	
37 "h Counter Height Stool  	<b>BY2104UU</b> <ul style="list-style-type: none"><li>· armless</li><li>· upholstered seat and upholstered back</li></ul>	<b>Dimensions</b>	<b>D</b>	<b>W</b>	<b>H</b>	COM	\$1,402
		Overall	19 ¼	17	37	A	\$1,414
		Seat	16	15 ¼	25 ⅞	B	\$1,439
		<b>Upholstery</b>	<b>Shipping</b>		COL/C	\$1,482	
		COM Ydg	1	Ctn Wt	21	D	\$1,536
		COL Sq Ft	18	Cu Ft	13	E	\$1,591
						F	\$1,677
						G	\$1,769
						H	\$1,867
						I	\$2,022
						J	\$2,203
						L1	\$1,836
						L2	\$1,957

40¾ "h Bar Height Barstool   	<b>BY2108PP - All Plastic</b> <b>BY2108PU - Uph. Seat</b> <ul style="list-style-type: none"><li>· bar height</li><li>· armless</li></ul>	<b>Dimensions</b>	<b>D</b>	<b>W</b>	<b>H</b>	All Plastic	\$1,097
		Overall	19 ¼	17	40 ¾	COM	\$1,244
		Seat	16	15 ¼	29 ¾	A	\$1,253
		<b>Upholstery</b>	<b>Shipping</b>		B	\$1,270	
		COM Ydg	¾	Ctn Wt	22	COL/C	\$1,303
		COL Sq Ft	14	Cu Ft	13	D	\$1,344
						E	\$1,387
						F	\$1,451
						G	\$1,520
						H	\$1,592
						I	\$1,707
						J	\$1,844
						L1	\$1,570
						L2	\$1,662

BY2108PP  
plastic seat

BY2108PU  
uph. seat

**To Order, Specify:**

- 1 Model Number
- 2 Wood Species - Rift Cut White Oak (WK4)
- 3 Wood Finish [See Wood Finish Options](#)
- 4 Plastic Color [See Plastic Color Options](#)
- 5 Metal Frame Color [See Metal Frame Color Options](#)
- 6 Fabric Selection - vendor, pattern and color

Visit [www.jsifurniture.com/finishes-and-materials/textiles](http://www.jsifurniture.com/finishes-and-materials/textiles) for our textiles program. See selection of standard and graded in manufacturers and patterns.

**Specifications**

- Wood species - Rift Cut White Oak.
- Wall saver feature.
- Standard with felt glides.

Description	Model	Specifications	List Price Per Grade																								
40¾" Bar Height Barstool	BY2108WW - All Wood BY2108WU - Uph. Seat · bar height · armless	<table><tr><th>Dimensions</th><th>D</th><th>W</th><th>H</th></tr><tr><td>Overall</td><td>19 ¼</td><td>17</td><td>40 ¾</td></tr><tr><td>Seat</td><td>16</td><td>15 ¼</td><td>29 ¾</td></tr><tr><th>Upholstery</th><th colspan="3">Shipping</th></tr><tr><td>COM Ydg</td><td>¾</td><td>Ctn Wt</td><td>22</td></tr><tr><td>COL Sq Ft</td><td>14</td><td>Cu Ft</td><td>13</td></tr></table>	Dimensions	D	W	H	Overall	19 ¼	17	40 ¾	Seat	16	15 ¼	29 ¾	Upholstery	Shipping			COM Ydg	¾	Ctn Wt	22	COL Sq Ft	14	Cu Ft	13	All Wood \$1,420 COM \$1,438 A \$1,446 B \$1,464 COL/C \$1,497 D \$1,537 E \$1,578 F \$1,643 G \$1,712 H \$1,784 I \$1,900 J \$2,038 L1 \$1,763 L2 \$1,853
Dimensions	D	W	H																								
Overall	19 ¼	17	40 ¾																								
Seat	16	15 ¼	29 ¾																								
Upholstery	Shipping																										
COM Ydg	¾	Ctn Wt	22																								
COL Sq Ft	14	Cu Ft	13																								

40¾" Bar Height Barstool	BY2108UU · bar height · armless · upholstered seat and upholstered back	<table><tr><th>Dimensions</th><th>D</th><th>W</th><th>H</th></tr><tr><td>Overall</td><td>19 ¼</td><td>17</td><td>40 ¾</td></tr><tr><td>Seat</td><td>16</td><td>15 ¼</td><td>29 ¾</td></tr><tr><th>Upholstery</th><th colspan="3">Shipping</th></tr><tr><td>COM Ydg</td><td>1</td><td>Ctn Wt</td><td>22</td></tr><tr><td>COL Sq Ft</td><td>18</td><td>Cu Ft</td><td>13</td></tr></table>	Dimensions	D	W	H	Overall	19 ¼	17	40 ¾	Seat	16	15 ¼	29 ¾	Upholstery	Shipping			COM Ydg	1	Ctn Wt	22	COL Sq Ft	18	Cu Ft	13	COM \$1,433 A \$1,446 B \$1,469 COL/C \$1,513 D \$1,569 E \$1,623 F \$1,709 G \$1,799 H \$1,898 I \$2,050 J \$2,235 L1 \$1,869 L2 \$1,991
Dimensions	D	W	H																								
Overall	19 ¼	17	40 ¾																								
Seat	16	15 ¼	29 ¾																								
Upholstery	Shipping																										
COM Ydg	1	Ctn Wt	22																								
COL Sq Ft	18	Cu Ft	13																								

To Order, Specify:

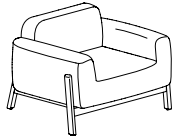
- 1 Model Number
  - 2 Wood Species - Rift Cut White Oak (WK4)
  - 3 Wood Finish [See Wood Finish Options](#)
  - 4 Plastic Color [See Plastic Color Options](#)
  - 5 Metal Frame Color [See Metal Frame Color Options](#)
  - 6 Fabric Selection - vendor, pattern and color
- Visit [www.jsifurniture.com/finishes-and-materials/textiles](http://www.jsifurniture.com/finishes-and-materials/textiles) for our textiles program. See selection of standard and graded in manufacturers and patterns.

Specifications

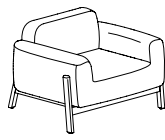
- Wood species - Rift Cut White Oak.
- Wall saver feature.
- Standard with felt glides.

## CĀAV - Overview


### Freestanding Seating



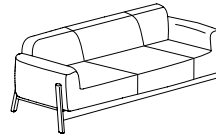
Grand Seat  
[See page CV10](#)



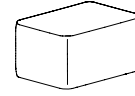
Single Seat  
[See page CV10](#)




Two Seat  
[See page CV10](#)




Three Seat  
[See page CV11](#)



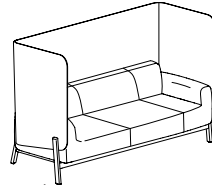
Ottoman  
[See page CV17](#)



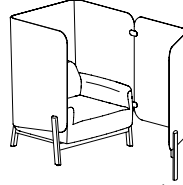
Seat + Surround  
[See page CV12](#)



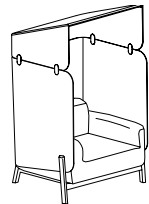
Two Seat + Surround  
[See page CV12](#)



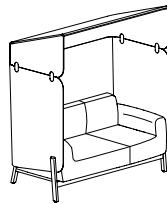
Three Seat + Surround  
[See page CV13](#)



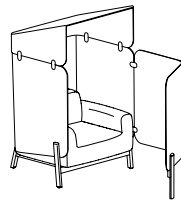
Seat + Surround + Wing  
[See page CV15](#)



Seat + Surround + Hood  
[See page CV14](#)

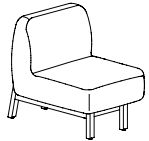


Two Seat + Surround + Hood  
[See page CV14](#)

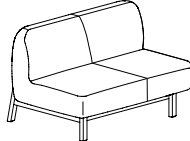


Seat + Surround + Hood + Wing  
[See page CV16](#)


### Modular Seating



Single Seat  
[See page CV18](#)




Two Seat  
[See page CV18](#)



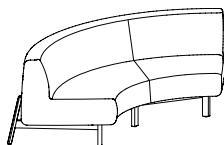
Single Seat w/Arm  
[See page CV19](#)



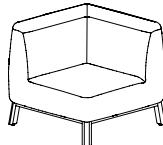
Two Seat w/Arm  
[See page CV19](#)



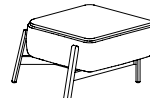
45° Curved Seat  
[See page CV20](#)



90° Curved Seat  
[See page CV20](#)

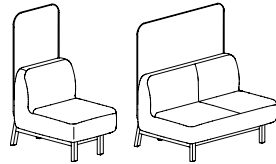


Corner Seat  
[See page CV20](#)

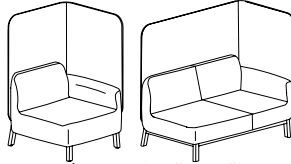


Corner Table  
[See page CV21](#)


### Modular Seating with Screen



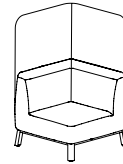
Seat w/52" or 44" h Screen  
[See page CV22 or CV24](#)




Seat w/Arm and 52" or 44" h Screen  
[See page CV23 or CV27](#)



Curved Seat w/52" or 44" h Screen  
[See page CV24 or CV28](#)




Corner Seat w/52" or 44" h Screen  
[See page CV24 or CV28](#)



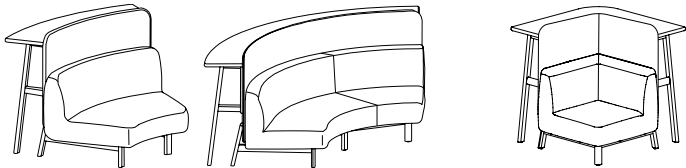
Corner Table w/52" or 44" h Screen  
[See page CV25 or CV29](#)

C̄AAV - Overview

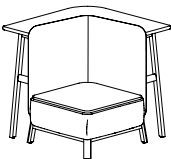
Modular Seating with Privacy Screen and Stand-Up Surface



Seat w/Privacy Screen and Stand-Up Surface      Seat w/Arm and Privacy Screen and Stand-up Surface  
[See page CV30](#)      [See page CV31](#)

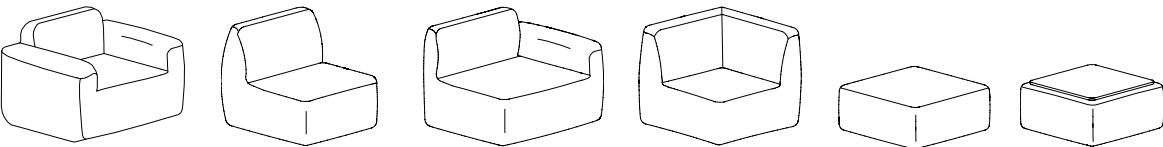


Curved Seat w/Privacy Screen and Stand-Up Surface      Corner Seat w/Privacy Screen and Stand-Up Surface  
[See page CV32](#)      [See page CV32](#)




Corner Table w/Privacy Screen and Stand-Up Surface  
[See page CV33](#)

Modular Sectional



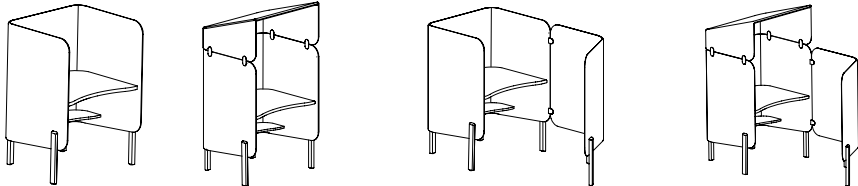
Single Seat Club Chair      Single Seat Armless      Single Seat w/Arm      Corner Seat      Ottoman      Table  
[See page CV34](#)      [See page CV34](#)      [See page CV34](#)      [See page CV34](#)      [See page CV35](#)      [See page CV35](#)

Media Panel and Runoff Table



Media Panel for Runoff Table      Runoff Table for Media Panel  
[See page CV36](#)      [See page CV37](#)

Desk Pods



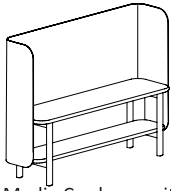
Desk Pod      Desk Pod w/Hood      Desk Pod w/Privacy Wing      Desk Pod w/Privacy Wing & Hood  
[See page CV38](#)      [See page CV38](#)      [See page CV38](#)      [See page CV39](#)

C  
O  
K  
C  
0  
0  
2  
0  
5

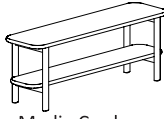
C̄AAV

## CĀAV - Overview

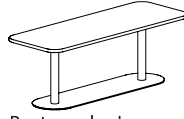
### Media Credenza and Work Table



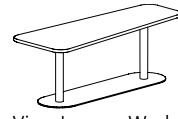
Media Credenza with Privacy Surround  
[See page CV40](#)



Media Credenza  
[See page CV40](#)



Rectangular Lounge Work Table  
[See page CV41](#)

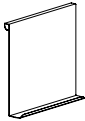


View Lounge Work Table  
[See page CV41](#)

### Accessories



Coat Hook  
[See page CV42](#)




Markerboard  
[See page CV42](#)



Sconce Light  
[See page CV42](#)



Power Bolster  
[See page CV42](#)



Under Surface/Side Mount Power  
[See page CV43](#)



C̄AAV Seating Order Check List:



- Specify:
- ☐ 1. Model Number
  - ☐ 2. Wood Species - STANDARD Maple (M) - no upcharge; Premium - Walnut (W) or White Oak (O) - upcharge applies
  - ☐ 3. Wood Finish/Paint Color
  - ☐ 4. Fabric Selection - vendor, pattern and color
    - Specify Fabric for Seating
    - Specify Fabric for Surround/Wing/Hood
  - ☐ 5. Metal Color
  - ☐ 6. Optional Tablet Arm - Indicate tablet (TBT), left (TBL) or right (TBR); Laminate or Veneer - add \$733 list per arm
  - ☐ 7. Optional Power - Specify location and add \$408 list; specify color Black (B) or White (W)
    - Chairs - Indicate as seated Right (PUR) or Left (PUL)
    - Ottomans - Indicate Front (PUFR), Back (PUBK) or Both (PUB)

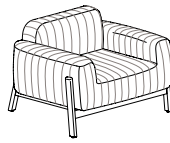
Example:

CVF3440-31 | M | BAR | MOMENTUM | VOX | MYSTIC  
(model #) | (wood species) | (finish) | (fabric vendor) | (pattern name) | (pattern color)


1. Model Number	Wood Finish (cont.)			
2. Wood Species - STANDARD Maple (M); Premium - Walnut (W) or White Oak (O); upcharge applies	*Walnut Frame (upcharge applies)			
	BRK	Brickdust	PIN	Pinnacle Walnut
3. Wood Finish/Paint Color Options:	CSK	Cask	SIE	Sienna
	MES	Mesa	TRF	Truffle
Maple Frame	MCH	Mocha	UMB	Umber
	BAR	Barrel	LOF	Loft
Paint Color - Add \$45 list per item	BUF	Buff	MIN	Mineral
	CSK	Cask	RAV	Raven
BKD	Backdrop	NVL	Novel Lilac	
BFX	Black Fox	PPL	Patchwork Plum	
BRV	Bravado Red	PGR	Pewter Green	
BWH	Bright White	QAL	Queen Anne Lilac	
BRF	Broccoflower	RPT	Redend Point	
BTT	Butternut	ROS	Rose Tan	
CCY	Canyon Clay	SAU	Saucy Gold	
CHT	Chatroom	SVP	Silverplate	
DEN	Denim	SKS	Skyline Steel	
GAL	Gale Force	STM	Storm	
GRV	Greek Villa	TRC	Tricorn Black	
KGR	Kendal Green	UKH	Universal Khaki	
NWH	Nonchalant White	WBL	Windy Blue	
4. Fabric Selection - Please supply the following: Fabric vendor/ Pattern name/ Pattern color				
For a complete list of JSI Standard and Graded-In Textiles click here				
• Indicate direction of fabric - Railroaded or Up the Roll				
• Please provide illustration, if available				
All COM orders must include the following:				
• Vendor's name, pattern name and color				
• Sample of the fabric attached to the order				
• Model numbers of items for fabric application				
• Special application instructions				
• Customer and purchase order number				

\*Note: Walnut and White Oak Solid Hardwoods are Premium materials and an upcharge applies. Associated upcharges are located in the bullet points under units where applicable.

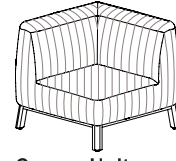
Ship prepaid COM  
material to:  
JSI  
Attn: COM Department  
201 East Martin Street  
Receiving B, Dock 71  
Orleans, IN 47452



Seating: Up the Roll



Privacy Screens: Railroad  
\*Leather unavailable



Corner Units:  
Seat surfaces run diagonal

All COM orders will ship at standard lead time from receipt of COM except for orders requiring special custom matched finishes.

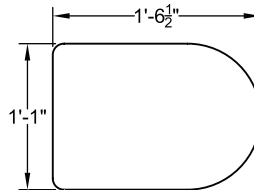
#### 5. Metal Color

ABZ Aged Bronze	PEW Pewter
ASL Arctic Silver	SBZ Soft Bronze
GLD Gold	SNK Soft Nickel
MBK Matte Black	

JSI's extended powdercoat program of bright colors is available, upon request. Contact Customer Service for a specific quote based on qty of units.

#### 6. Optional Tablet Arm

All arms on Freestanding, Modular and Sectional units are available with an optional tablet arm. The double-pivot mechanism allows the surface to be placed closer to the user. The recommended weight limit for the tablet is 75lbs.



top view

Specify Tablet Arm Left (TBL), Right (TBR), or (TBB) and add \$733 list each for laminate or veneer  
Veneer tablet arm matches wood finish selected, see page [CV4](#)

#### HPL Wood Grain Pattern Laminates

BEL Belair	MIN Mineral
BRK Brickdust	MCH Mocha
CSK Cask	OBK Outback
CLY Clay	PIL Pilsner
EGR Egret	PIN Pinnacle Walnut
FAW Fawn	UMB Umber
FLN Flint	VAL Valley
FLO Florence Walnut	WLH Walnut Heights
LOF Loft	WEA Weathered Ash
MES Mesa	


#### HPL Solid Laminates

ALB Alabaster	SHD Shadow
BLK Black	SLG Slate Grey
BBL Bridal Blanco	ZEN Zen Grey
DWH Designer White	

#### 7. Optional Power

Specify location as seated in right (PUR) or left (PUL), and select color choice of Black (B) or White (W); add \$408 list per location.  
In ottomans, specify Back (PUBK), Front (PUFR) or Both (PUB).

C̄AAV Desk Pod Order Check List:



Specify:

☐ 1. Model Number

☐ 2. Fabric Selection - Vendor, pattern and color

☐ 3. Desk Surface Material

a.) Laminate - Specify Laminate with PVC edge

b.) Veneer - Specify Essentials or Artisan Veneer

☐ 3a. Leg Wood Finish

a.) Solid Wood Finish

b.) Paint Color

☐ 4. Optional Power - specify color Black (B) or White (W) - add \$408 list

Example:

CVD3439-52	Momentum	VOX	MYSTIC	L	ALB	BAR	SNK
(model #)	(fabric vendor)	(pattern name)	(pattern color)	(laminate)	(alabaster)	(barrel)	(soft nickel)

1. Model Number

2. Fabric Selection - Please supply the following:  
Fabric vendor/ Pattern name/ Pattern color

[For a complete list of JSI Standard and Graded-In Textiles click here](#)

• Indicate direction of fabric - Railroaded or Up the Roll

• Please provide illustration, if available

All COM orders must include the following:

• Vendor's name, pattern name and color

• Sample of the fabric attached to the order

• Model numbers of items for fabric application

• Customer and purchase order number

Ship prepaid COM material to:

JSI

Attn: COM Department

201 East Martin Street

Receiving B, Dock 71

Orleans, IN 47452

All COM orders will ship at standard lead time from receipt of COM except for orders requiring special custom matched finishes.

3. Desk Material - Laminate (L) or Veneer (V)

Laminate with PVC Edge

HPL Wood Grain Pattern Laminates

BEL	Belair	MIN	Mineral
BRK	Brickdust	MCH	Mocha
CSK	Cask	OBK	Outback
CLY	Clay	PIL	Pilsner
EGR	Egret	PIN	Pinnacle Walnut
FAW	Fawn	UMB	Umber
FLN	Flint	VAL	Valley
FLO	Florence Walnut	WLH	Walnut Heights
LOF	Loft	WEA	Weathered Ash
MES	Mesa		

HPL Solid Laminates

ALB	Alabaster	SHD	Shadow
BLK	Black	SLG	Slate Grey
BBL	Bridal Blanco	ZEN	Zen Grey
DWH	Designer White		

ESS Essentials Veneer Collection - with Bullnose Edge

BRK	Brickdust	MIN	Mineral
CSK	Cask	MCH	Mocha
CLY	Clay	OBK	Outback
FAW	Fawn	PIL	Pilsner
FLX	Flax	SIE	Sienna
FLN	Flint	TRF	Truffle
LOF	Loft	UMB	Umber
MES	Mesa	VAL	Valley

ART Artisan Veneer Collection - with Bullnose Edge

BAR	Barrel	RAV	Raven
BUF	Buff	RYE	Rye
CND	Cinder	SAB	Sable
EGR	Egret	SAD	Saddle

### 3a. Leg Selection:

#### Solid Wood Finishes:

BAR	Barrel <sup>□</sup>	MCH	Mocha <sup>‡</sup>
BRK	Brickdust <sup>‡</sup>	OBK	Outback
BUF	Buff <sup>□</sup>	PIL	Pilsner
CSK	Cask <sup>‡□</sup>	PIN	Pinnacle Walnut <sup>‡</sup>
CND	Cinder <sup>□</sup>	RAV	Raven <sup>□</sup>
CLY	Clay	RYE	Rye <sup>□</sup>
EGR	Egret <sup>□</sup>	SAB	Sable <sup>□</sup>
FAW	Fawn <sup>□</sup>	SAD	Saddle <sup>□</sup>
FLX	Flax	SIE	Sienna <sup>‡</sup>
FLN	Flint <sup>□</sup>	TRF	Truffle <sup>‡</sup>
FLO	Florence Walnut	UMB	Umber <sup>‡□</sup>
LOF	Loft <sup>□</sup>	VAL	Valley
MES	Mesa <sup>‡</sup>	WLH	Walnut Heights
MIN	Mineral <sup>□</sup>		

Finishes may be specified to have Maple, Walnut or White Oak Leg.

<sup>‡</sup> Walnut will have an upcharge.

<sup>□</sup> White Oak will have an upcharge.

#### **Paint Color - Add \$45 list per item**

BKD	Backdrop	NVL	Novel Lilac
BFX	Black Fox	PPL	Patchwork Plum
BRV	Bravado Red	PGR	Pewter Green
BWH	Bright White	QAL	Queen Anne Lilac
BRF	Broccoflower	RPT	Redend Point
BTT	Butternut	ROS	Rose Tan
CCY	Canyon Clay	SAU	Saucy Gold
CHT	Chatroom	SVP	Silverplate
DEN	Denim	SKS	Skyline Steel
GAL	Gale Force	STM	Storm
GRV	Greek Villa	TRC	Tricorn Black
KGR	Kendal Green	UKH	Universal Khaki
NWH	Nonchalant White	WBL	Windy Blue

### 4. Metal Color

ABZ	Aged Bronze	PEW	Pewter
ASL	Arctic Silver	SBZ	Soft Bronze
GLD	Gold	SNK	Soft Nickel
MBK	Matte Black		

JSI's extended powdercoat program of bright colors is available, upon request.

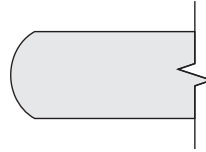
Contact Customer Service for a specific quote based on quantity of units.

### 5. Optional Power

- Specify color choice of Black (B) or White (W) and add \$408 list

### Edge Profile

All veneer desks, tables, stand-up surfaces and tablet arms have a bullnose edge detail. The edge is solid lumber. All laminate desks, tables, stand-up surfaces and tablet arms have a matching PVC eased edge.



#### **Bullnose Edge**

Standard on veneer worksurface tops

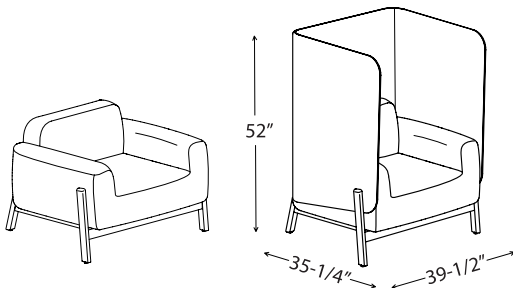


#### **Eased Edge (R3)**

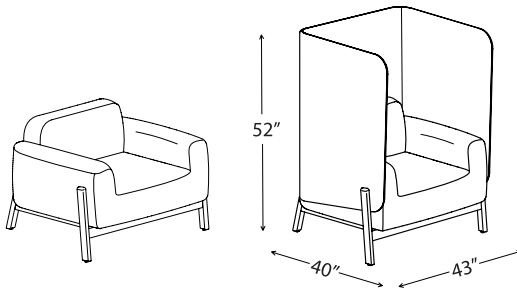
Standard on laminate worksurface tops

## Lounge Scale

Freestanding, single seat lounge units are available in two sizes. Grand scale units offer generous comfort and accommodate a variety of lounge postures. Standard scale units offer the same comfort level in a smaller footprint and are more manageable to handle & install.



**Standard Scale**




**Grand Scale**

**Note:** Units with Privacy Surrounds may not fit through standard building doorways.

## H-brackets

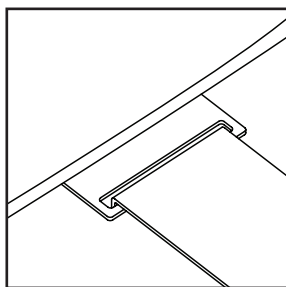
Privacy Hoods and Privacy Wings attach in the field with H-Brackets. The metal color selected on each seating unit will apply to these brackets.



Aged Bronze, Matte Black & Pewter Brackets will have black bolts  
Arctic Silver, Soft Bronze, Gold & Soft Nickel Brackets will have nickel bolts

## Modular linking bracket

Linking brackets are installed on Modular and Sectional seating units. These brackets are gravity-engaged and are intended to help link and align adjacent units. Brackets can be removed on exposed ends.



Leg-based Modular units connect with other Leg-based Modular units on ends without arms.



Sectional units connect with other Sectional units on ends without arms.

## Lighting



### Sconce Lamp

- Accessory sconce
- Cord-mounted rocker switch
- 15' - three prong Graphite fabric power cord
- Field installed
- Maximum 60 watt light bulb, NOT included/LED bulb recommended



## Power



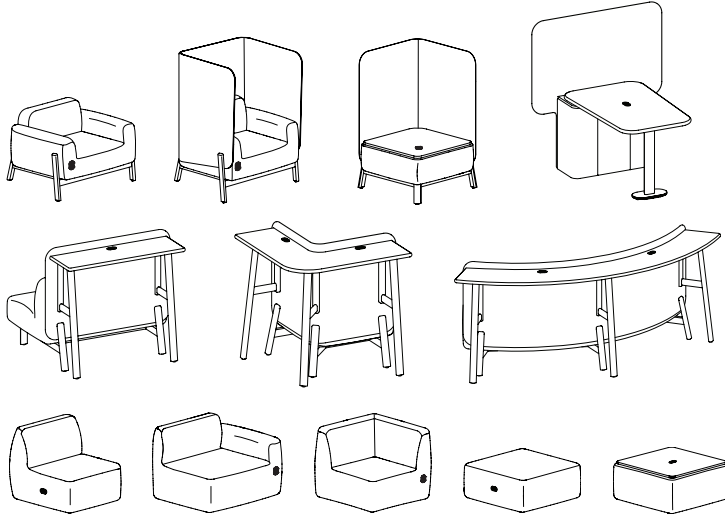
### EC46 - FlushMount

- Integrated simplex receptacle and two USB-A/9' - three prong Graphite fabric power cord/factory installed.
- Order as option, specify Black (B) or White (W).



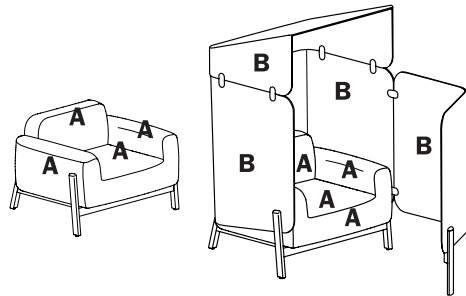
### EC47 - Under/Side Mount

- Simplex receptacle and two USB-A/9' - three prong Graphite fabric power cord/field installed.
- Mounts under table surface or to side of armless modular seat.
- Order separately, specify Black (B) or White (W).



## Contrasting Upholstery

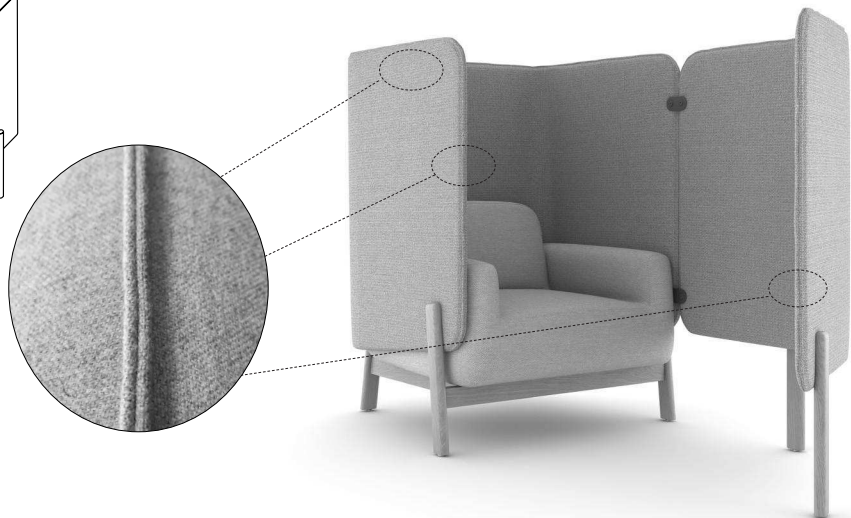
Units with privacy elements can be specified with contrasting upholstery. When specified, the unit will be priced based on the highest grade fabric selected. Specify the (A) chair fabric and (B) privacy fabric on your order.



## Upholstery Detail - False Welt

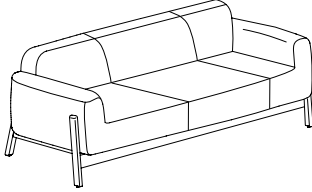
False Welt - Double fold upholstery seam detail is present on Caav privacy screens. An integral part of the upholstery application, the false welt creates a defined line while maintaining flexibility for ultimate casual comfort.

**Note:** Large scale and geometric patterns applied over Caav's soft contours and false welt details will impact the pattern visual. Solid colors are recommended, particularly on the seating.



CĀAV  
FreestandingC  
O  
K  
C  
0  
0  
2  
0  
5

Description	① Model	Specifications	List Price Per Grade																												
Single Seat Grand Scale	<b>CVF3843-31</b> <ul style="list-style-type: none"> <li>maple legs standard</li> <li>walnut or white oak legs available, specify and add \$371 list</li> <li>tablet arm available, specify and add \$733 list, indicate right or left as seated and finish or laminate</li> <li>power available in the front of the upholstered chair, specify and add \$408 list, indicate right or left as seated and color</li> </ul>	<table> <tr> <th>Dimensions</th><th>D</th><th>W</th><th>H</th></tr> <tr> <td>Overall</td><td>37 ¾</td><td>43</td><td>30 ½</td></tr> <tr> <td>Seat</td><td>21</td><td>25</td><td>17 ¾</td></tr> <tr> <td>Arm</td><td></td><td></td><td>25</td></tr> <tr> <th>Upholstery</th><th colspan="3">Shipping</th></tr> <tr> <td>COM Ydg</td><td>5 ¼</td><td>Ctn Wt</td><td>86</td></tr> <tr> <td>COL Sq Ft</td><td>126</td><td>Cu Ft</td><td>33</td></tr> </table>	Dimensions	D	W	H	Overall	37 ¾	43	30 ½	Seat	21	25	17 ¾	Arm			25	Upholstery	Shipping			COM Ydg	5 ¼	Ctn Wt	86	COL Sq Ft	126	Cu Ft	33	COM \$3,500 A \$3,558 B \$3,675 COL/C \$3,876 D \$4,136 E \$4,397 F \$4,801 G \$5,235 H \$5,696 I \$6,419 J \$7,286 L1 \$6,014 L2 \$6,708
Dimensions	D	W	H																												
Overall	37 ¾	43	30 ½																												
Seat	21	25	17 ¾																												
Arm			25																												
Upholstery	Shipping																														
COM Ydg	5 ¼	Ctn Wt	86																												
COL Sq Ft	126	Cu Ft	33																												
Single Seat	<b>CVF3440-31</b> <ul style="list-style-type: none"> <li>maple legs standard</li> <li>walnut or white oak legs available, specify and add \$352 list</li> <li>tablet arm available, specify and add \$733 list, indicate right or left as seated and finish or laminate</li> <li>power available in the front of the upholstered chair, specify and add \$408 list, indicate right or left as seated and color</li> </ul>	<table> <tr> <th>Dimensions</th><th>D</th><th>W</th><th>H</th></tr> <tr> <td>Overall</td><td>34 ¼</td><td>39 ½</td><td>30 ½</td></tr> <tr> <td>Seat</td><td>21</td><td>23 ½</td><td>17 ¾</td></tr> <tr> <td>Arm</td><td></td><td></td><td>25</td></tr> <tr> <th>Upholstery</th><th colspan="3">Shipping</th></tr> <tr> <td>COM Ydg</td><td>5</td><td>Ctn Wt</td><td>73</td></tr> <tr> <td>COL Sq Ft</td><td>120</td><td>Cu Ft</td><td>27</td></tr> </table>	Dimensions	D	W	H	Overall	34 ¼	39 ½	30 ½	Seat	21	23 ½	17 ¾	Arm			25	Upholstery	Shipping			COM Ydg	5	Ctn Wt	73	COL Sq Ft	120	Cu Ft	27	COM \$3,307 A \$3,365 B \$3,474 COL/C \$3,667 D \$3,914 E \$4,162 F \$4,547 G \$4,960 H \$5,400 I \$6,088 J \$6,914 L1 \$5,703 L2 \$6,362
Dimensions	D	W	H																												
Overall	34 ¼	39 ½	30 ½																												
Seat	21	23 ½	17 ¾																												
Arm			25																												
Upholstery	Shipping																														
COM Ydg	5	Ctn Wt	73																												
COL Sq Ft	120	Cu Ft	27																												
Two Seat	<b>CVF3464-31</b> <ul style="list-style-type: none"> <li>maple legs standard</li> <li>walnut or white oak legs available, specify and add \$463 list</li> <li>tablet arm available, specify and add \$733 list per arm, indicate right, left, or both as seated and finish or laminate</li> <li>power available in the front of the upholstered chair, specify and add \$408 list, indicate right, left or both as seated and color</li> </ul>	<table> <tr> <th>Dimensions</th><th>D</th><th>W</th><th>H</th></tr> <tr> <td>Overall</td><td>34 ¼</td><td>63 ½</td><td>30 ½</td></tr> <tr> <td>Seat</td><td>21</td><td>47 ½</td><td>17 ¾</td></tr> <tr> <td>Arm</td><td></td><td></td><td>25</td></tr> <tr> <th>Upholstery</th><th colspan="3">Shipping</th></tr> <tr> <td>COM Ydg</td><td>6</td><td>Ctn Wt</td><td>107</td></tr> <tr> <td>COL Sq Ft</td><td>144</td><td>Cu Ft</td><td>44</td></tr> </table>	Dimensions	D	W	H	Overall	34 ¼	63 ½	30 ½	Seat	21	47 ½	17 ¾	Arm			25	Upholstery	Shipping			COM Ydg	6	Ctn Wt	107	COL Sq Ft	144	Cu Ft	44	COM \$4,283 A \$4,350 B \$4,483 COL/C \$4,713 D \$5,011 E \$5,308 F \$5,769 G \$6,264 H \$6,792 I \$7,617 J \$8,609 L1 \$7,156 L2 \$7,948
Dimensions	D	W	H																												
Overall	34 ¼	63 ½	30 ½																												
Seat	21	47 ½	17 ¾																												
Arm			25																												
Upholstery	Shipping																														
COM Ydg	6	Ctn Wt	107																												
COL Sq Ft	144	Cu Ft	44																												

Description	① Model	Specifications				List Price Per Grade	
<b>Three Seat</b>  	<b>CVF3488-31</b> <ul style="list-style-type: none"> <li>maple legs standard</li> <li>walnut or white oak legs available, specify and add \$579 list</li> <li>tablet arm available, specify and add \$733 list per arm, indicate right, left, or both as seated and finish or laminate</li> <li>power available in the front of the upholstered chair, specify and add \$408 list, indicate right, left or both as seated and color</li> </ul>	<b>Dimensions</b>	<b>D</b>	<b>W</b>	<b>H</b>	<b>COM</b>	<b>\$5,166</b>
		Overall	34 ¼	87 ½	30 ½	<b>A</b>	<b>\$5,243</b>
		Seat	21	71 ½	17 ¾	<b>B</b>	<b>\$5,398</b>
		Arm			25	<b>COL/C</b>	<b>\$5,668</b>
		<b>Upholstery</b>		<b>Shipping</b>		<b>D</b>	<b>\$6,014</b>
		COM Ydg	7	Ctn Wt	141	<b>E</b>	<b>\$6,361</b>
		COL Sq Ft	168	Cu Ft	60	<b>F</b>	<b>\$6,901</b>
						<b>G</b>	<b>\$7,478</b>
						<b>H</b>	<b>\$8,095</b>
						<b>I</b>	<b>\$9,057</b>
						<b>J</b>	<b>\$10,213</b>
						<b>L1</b>	<b>\$8,518</b>
						<b>L2</b>	<b>\$9,442</b>

**To Order, Specify:**

- ① Model Number
- ② Wood Species
  - a.) Maple (M)
  - b.) Walnut (W) - upcharge applies
  - c.) White Oak (O) - upcharge applies
- ③ Wood Finish/Paint Color [See Wood Finish/Color Options](#)
- ④ Fabric Selection - vendor, pattern and color  
Visit [www.jsifurniture.com/finishes-and-materials/textiles](http://www.jsifurniture.com/finishes-and-materials/textiles) for our textiles program. See selection of standard and graded in manufacturers and patterns.
- ⑤ Optional Tablet Arm - indicate left (TBL) or right arm (TBR) as seated; Laminate (L) or Veneer (V)
- ⑥ Optional Power Unit - Black (B) or White (W); indicate left (PUL), right (PUR) or both left and right (PUB) arms as seated


**Specifications**

- chair frame is puzzle jointed plywood construction
- back has a 3 7/8" tapered multi-density high resilience polyurethane foam
- arm has 3" multi-density polyurethane foam
- seat has synthetic sheet webbing and 5" multi-density high resilience polyurethane foam
- solid hardwood exterior frame
- mortise and tenon construction with corner blocks, glue and screws
- standard with rubber cushion adjustable metal leveling glides





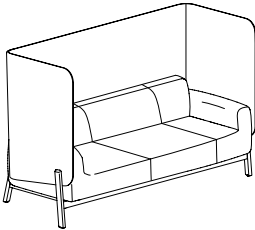
CĀAV  
FreestandingC  
O  
K  
C  
0  
0  
2  
0  
5

Description	① Model	Specifications	List Price Per Grade																												
Single Seat with Privacy Surround Grand Scale	<b>CVF4043-52</b> <ul style="list-style-type: none"><li>• maple legs standard</li><li>• walnut or white oak legs available, specify and add \$371 list</li><li>• ships assembled</li><li>• specify upholstery on seat separately from upholstery on surround</li><li>• tablet arm available, specify and add \$733 list, indicate right or left as seated and finish or laminate</li><li>• power available in the front of the upholstered chair, specify and add \$408 list, indicate right or left as seated and color</li></ul>	<table><tr><th>Dimensions</th><th>D</th><th>W</th><th>H</th></tr><tr><td>Overall</td><td>40</td><td>43</td><td>52</td></tr><tr><td>Seat</td><td>21</td><td>25</td><td>17 ¾</td></tr><tr><td>Arm</td><td></td><td></td><td>25</td></tr><tr><th>Upholstery</th><th colspan="3">Shipping</th></tr><tr><td>COM Ydg</td><td>12</td><td>Ctn Wt</td><td>194</td></tr><tr><td>COL Sq Ft</td><td>126</td><td>Cu Ft</td><td>65</td></tr></table>	Dimensions	D	W	H	Overall	40	43	52	Seat	21	25	17 ¾	Arm			25	Upholstery	Shipping			COM Ydg	12	Ctn Wt	194	COL Sq Ft	126	Cu Ft	65	COM \$5,278 A \$5,408 B \$5,667 COL/C \$6,120 D \$6,701 E \$7,283 F \$8,187 G \$9,159 H \$10,192 I \$11,808 J \$13,748 L1 \$9,869 L2 \$11,162
		Dimensions	D	W	H																										
Overall	40	43	52																												
Seat	21	25	17 ¾																												
Arm			25																												
Upholstery	Shipping																														
COM Ydg	12	Ctn Wt	194																												
COL Sq Ft	126	Cu Ft	65																												
		*screen available in fabric only, no leather																													
Single Seat with Privacy Surround	<b>CVF3540-52</b> <ul style="list-style-type: none"><li>• maple legs standard</li><li>• walnut or white oak legs available, specify and add \$352 list</li><li>• ships assembled</li><li>• specify upholstery on seat separately from upholstery on surround</li><li>• tablet arm available, specify and add \$733 list, indicate right or left as seated and finish or laminate</li><li>• power available in the front of the upholstered chair, specify and add \$408 list, indicate right or left as seated and color</li></ul>	<table><tr><th>Dimensions</th><th>D</th><th>W</th><th>H</th></tr><tr><td>Overall</td><td>35 ¼</td><td>39 ½</td><td>52</td></tr><tr><td>Seat</td><td>21</td><td>23 ½</td><td>17 ¾</td></tr><tr><td>Arm</td><td></td><td></td><td>25</td></tr><tr><th>Upholstery</th><th colspan="3">Shipping</th></tr><tr><td>COM Ydg</td><td>11</td><td>Ctn Wt</td><td>176</td></tr><tr><td>COL Sq Ft</td><td>120</td><td>Cu Ft</td><td>53</td></tr></table>	Dimensions	D	W	H	Overall	35 ¼	39 ½	52	Seat	21	23 ½	17 ¾	Arm			25	Upholstery	Shipping			COM Ydg	11	Ctn Wt	176	COL Sq Ft	120	Cu Ft	53	COM \$4,986 A \$5,108 B \$5,351 COL/C \$5,774 D \$6,321 E \$6,864 F \$7,712 G \$8,619 H \$9,588 I \$11,101 J \$12,918 L1 \$9,286 L2 \$10,496
		Dimensions	D	W	H																										
Overall	35 ¼	39 ½	52																												
Seat	21	23 ½	17 ¾																												
Arm			25																												
Upholstery	Shipping																														
COM Ydg	11	Ctn Wt	176																												
COL Sq Ft	120	Cu Ft	53																												
		*screen available in fabric only, no leather																													
Two Seat with Privacy Surround	<b>CVF3564-52</b> <ul style="list-style-type: none"><li>• maple legs standard</li><li>• walnut or white oak legs available, specify and add \$463 list</li><li>• seat and surround ship assembled</li><li>• specify upholstery on seat separately from upholstery on surround</li><li>• tablet arm available, specify and add \$733 list per arm, indicate right, left, or both as seated and finish or laminate</li><li>• power available in the front of the upholstered chair, specify and add \$408 list, indicate right, left or both as seated and color</li></ul>	<table><tr><th>Dimensions</th><th>D</th><th>W</th><th>H</th></tr><tr><td>Overall</td><td>35 ¼</td><td>65 ½</td><td>52</td></tr><tr><td>Seat</td><td>21</td><td>47 ½</td><td>17 ¾</td></tr><tr><td>Arm</td><td></td><td></td><td>25</td></tr><tr><th>Upholstery</th><th colspan="3">Shipping</th></tr><tr><td>COM Ydg</td><td>13 ½</td><td>Ctn Wt</td><td>243</td></tr><tr><td>COL Sq Ft</td><td>144</td><td>Cu Ft</td><td>85</td></tr></table>	Dimensions	D	W	H	Overall	35 ¼	65 ½	52	Seat	21	47 ½	17 ¾	Arm			25	Upholstery	Shipping			COM Ydg	13 ½	Ctn Wt	243	COL Sq Ft	144	Cu Ft	85	COM \$6,284 A \$6,434 B \$6,731 COL/C \$7,250 D \$7,920 E \$8,588 F \$9,628 G \$10,741 H \$11,931 I \$13,788 J \$16,017 L1 \$11,559 L2 \$13,045
		Dimensions	D	W	H																										
Overall	35 ¼	65 ½	52																												
Seat	21	47 ½	17 ¾																												
Arm			25																												
Upholstery	Shipping																														
COM Ydg	13 ½	Ctn Wt	243																												
COL Sq Ft	144	Cu Ft	85																												
		*screen available in fabric only, no leather																													



note: does not fit through standard single doorway



Description	① Model	Specifications				List Price Per Grade			
<div>Three Seat with Privacy Surround</div> <div></div>	<div>CVF3588-52</div> <ul style="list-style-type: none"><li>• maple legs standard</li><li>• walnut or white oak legs available, specify and add \$579 list</li><li>• seat and surround ship assembled</li><li>• specify upholstery on seat separately from upholstery on surround</li><li>• power available in the front of the upholstered chair, specify and add \$408 list, indicate right, left or both as seated and color</li></ul>	Dimensions		D	W	H	COM	\$7,241	
		Overall		35 ¼	87 ½	52	A	\$7,415	
		Seat		21	71 ½	17 ¾	B	\$7,763	
		Arm				25	COL/C	\$8,368	
		Upholstery		Shipping			D	\$9,150	
		COM Ydg		15 ¾	Ctn Wt	273	E	\$9,929	
		COL Sq Ft		168	Cu Ft	112	F	\$11,142	
		*screen available in fabric only, no leather						G	\$12,443
								H	\$13,829
								I	\$15,996
								J	\$18,596
								L1	\$13,396
								L2	\$15,128

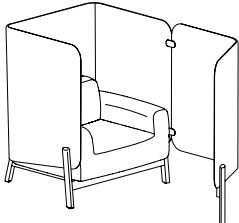
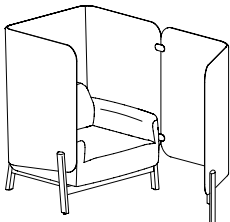
**To Order, Specify:**

- ① Model Number
- ② Wood Species
  - a.) Maple (M)
  - b.) Walnut (W) - upcharge applies
  - c.) White Oak (O) - upcharge applies
- ③ Wood Finish/Paint Color [See Wood Finish/Color Options](#)
- ④ Fabric Selection - vendor, pattern and color  
Visit [www.jsifurniture.com/finishes-and-materials/textiles](http://www.jsifurniture.com/finishes-and-materials/textiles) for our textiles program. See selection of standard and graded in manufacturers and patterns.
- ⑤ Optional Tablet Arm - indicate left (TBL) or right arm (TBR) as seated; Laminate (L) or Veneer (V)
- ⑥ Optional Power Unit - Black (B) or White (W); indicate left (PUL) or right (PUR) arms as seated

**Specifications**

- chair frame is puzzle jointed plywood construction
- back has a 3 7/8" tapered multi-density high resilience polyurethane foam
- arm has 3" multi-density polyurethane foam
- seat has synthetic sheet webbing and 5" multi-density high resilience polyurethane foam
- solid hardwood exterior frame
- mortise and tenon construction with corner blocks, glue and screws
- standard with rubber cushion adjustable metal leveling glides
- surround produced from molded plywood construction
- railroad upholstery on screens
- chair and privacy surround ships assembled
- privacy wing and hood requires field installation
- false welt detail around the perimeter of surround



Description	1 Model	Specifications	List Price Per Grade
<b>Single Seat with Privacy Surround and Privacy Wing Grand Scale</b>   left shown  note: does not fit through standard single doorway	<b>CVF8343-52-R</b>	<b>Dimensions</b>	COM \$6,559
	<b>CVF8343-52-L</b>	Overall	A \$6,732
	<ul style="list-style-type: none"> <li>maple legs standard</li> <li>walnut or white oak legs available, specify and add \$444 list</li> <li>seat and surround ship assembled - wing ships separately</li> <li>specify upholstery on seat separately from upholstery on surround/wing</li> <li>tablet arm available, specify and add \$733 list, indicate right or left as seated and finish or laminate</li> <li>power available in the front of the upholstered chair, specify and add \$408 list, indicate right or left as seated and color</li> </ul>	Seat	B \$7,073
		Arm	COL/C \$7,670
		<b>Upholstery</b>	D \$8,437
		<b>Shipping</b>	E \$9,205
		COM Ydg	F \$10,399
		COL Sq Ft	G \$11,678
			H \$13,044
			I \$15,177
			J \$17,734
			L1 \$12,617
			L2 \$14,323
		*screen available in fabric only, no leather	
<b>Single Seat with Privacy Surround and Privacy Wing</b>   left shown	<b>CVF7940-52-R</b>	<b>Dimensions</b>	COM \$6,280
	<b>CVF7940-52-L</b>	Overall	A \$6,441
	<ul style="list-style-type: none"> <li>maple legs standard</li> <li>walnut or white oak legs available, specify and add \$426 list</li> <li>seat and surround ship assembled - wing ships separately</li> <li>specify upholstery on seat separately from upholstery on surround/wing</li> <li>tablet arm available, specify and add \$733 list, indicate right or left as seated and finish or laminate</li> <li>power available in the front of the upholstered chair, specify and add \$408 list, indicate right or left as seated and color</li> </ul>	Seat	B \$6,760
		Arm	COL/C \$7,318
		<b>Upholstery</b>	D \$8,036
		<b>Shipping</b>	E \$8,754
		COM Ydg	F \$9,871
		COL Sq Ft	G \$11,069
			H \$12,346
			I \$14,339
			J \$16,734
			L1 \$11,946
			L2 \$13,542
		*screen available in fabric only, no leather	

**To Order, Specify:**

- 1 Model Number
- 2 Wood Species
  - a.) Maple (M)
  - b.) Walnut (W) - upcharge applies
  - c.) White Oak (O) - upcharge applies
- 3 Wood Finish/Paint Color [See Wood Finish/Color Options](#)
- 4 Fabric Selection - vendor, pattern and color  
Visit [www.jsifurniture.com/finishes-and-materials/textiles](http://www.jsifurniture.com/finishes-and-materials/textiles) for our textiles program. See selection of standard and graded in manufacturers and patterns.
- 5 Metal Color - [See Metal Color Options](#)
- 6 Optional Tablet Arm - indicate left (TBL) or right arm (TBR) as seated; Laminate (L) or Veneer (V)
- 7 Optional Seating Power Unit - Black (B) or White (W); indicate left (PUL) or right (PUR) arms as seated

**Specifications**

- chair frame is puzzle jointed plywood construction
- back has a 3 7/8" tapered multi-density high resilience polyurethane foam
- arm has 3" multi-density polyurethane foam
- seat has synthetic sheet webbing and 5" multi-density high resilience polyurethane foam
- solid hardwood exterior frame
- mortise and tenon construction with corner blocks, glue and screws
- standard with rubber cushion adjustable metal leveling glides
- surround produced from molded plywood construction
- railroad upholstery on screens
- chair and privacy surround ships assembled
- privacy wing and hood requires field installation
- false welt detail around the perimeter of surround

CĀAV  
FreestandingC  
O  
K  
C  
0  
0  
2  
0  
5

Description	① Model	Specifications	List Price Per Grade																												
Single Seat with Privacy Surround, Hood and Privacy Wing Grand Scale	<b>CVF8343-72-R</b> <b>CVF8343-72-L</b>	<table> <tr> <th>Dimensions</th><th>D</th><th>W</th><th>H</th></tr> <tr> <td>Overall</td><td>83 ¼</td><td>43</td><td>72</td></tr> <tr> <td>Seat</td><td>21</td><td>25</td><td>17 ¾</td></tr> <tr> <td>Arm</td><td></td><td></td><td>25</td></tr> <tr> <th>Upholstery</th><th colspan="3">Shipping</th></tr> <tr> <td>COM Ydg</td><td>21 ½</td><td>Ctn Wt</td><td>305</td></tr> <tr> <td>COL Sq Ft</td><td>126</td><td>Cu Ft</td><td>113</td></tr> </table>	Dimensions	D	W	H	Overall	83 ¼	43	72	Seat	21	25	17 ¾	Arm			25	Upholstery	Shipping			COM Ydg	21 ½	Ctn Wt	305	COL Sq Ft	126	Cu Ft	113	COM \$8,367 A \$8,605 B \$9,078 COL/C \$9,908 D \$10,971 E \$12,036 F \$13,693 G \$15,468 H \$17,360 I \$20,317 J \$23,867 L1 \$16,769 L2 \$19,134
Dimensions	D	W	H																												
Overall	83 ¼	43	72																												
Seat	21	25	17 ¾																												
Arm			25																												
Upholstery	Shipping																														
COM Ydg	21 ½	Ctn Wt	305																												
COL Sq Ft	126	Cu Ft	113																												

· maple legs standard

· walnut or white oak legs available, specify and add \$444 list

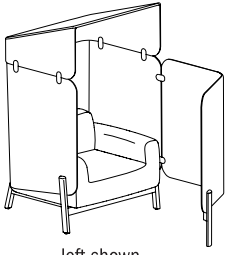
· seat and surround ship assembled - wing and hood ships separately

· specify upholstery on seat separately from upholstery on surround/hood/wing

· tablet arm available, specify and add \$733 list, indicate right or left as seated and finish or laminate

· power available in the front of the upholstered chair, specify and add \$408 list indicate right or left as seated and color

\*screen available in fabric only, no leather



left shown

note: does not fit through standard single doorway

Single Seat with Privacy Surround, Hood and Privacy Wing	<b>CVF7940-72-R</b> <b>CVF7940-72-L</b>	<table> <tr> <th>Dimensions</th><th>D</th><th>W</th><th>H</th></tr> <tr> <td>Overall</td><td>78 ½</td><td>39 ½</td><td>72</td></tr> <tr> <td>Seat</td><td>21</td><td>23 ½</td><td>17 ¾</td></tr> <tr> <td>Arm</td><td></td><td></td><td>25</td></tr> <tr> <th>Upholstery</th><th colspan="3">Shipping</th></tr> <tr> <td>COM Ydg</td><td>20</td><td>Ctn Wt</td><td>292</td></tr> <tr> <td>COL Sq Ft</td><td>120</td><td>Cu Ft</td><td>98</td></tr> </table>	Dimensions	D	W	H	Overall	78 ½	39 ½	72	Seat	21	23 ½	17 ¾	Arm			25	Upholstery	Shipping			COM Ydg	20	Ctn Wt	292	COL Sq Ft	120	Cu Ft	98	COM \$8,009 A \$8,230 B \$8,671 COL/C \$9,441 D \$10,432 E \$11,421 F \$12,963 G \$14,613 H \$16,374 I \$19,125 J \$22,426 L1 \$15,823 L2 \$18,025
Dimensions	D	W	H																												
Overall	78 ½	39 ½	72																												
Seat	21	23 ½	17 ¾																												
Arm			25																												
Upholstery	Shipping																														
COM Ydg	20	Ctn Wt	292																												
COL Sq Ft	120	Cu Ft	98																												

· maple legs standard

· walnut or white oak legs available, specify and add \$426 list

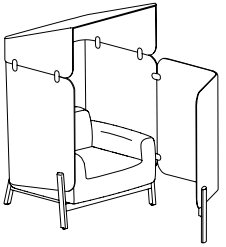
· seat and surround ship assembled - hood and wing ships separately

· specify upholstery on seat separately from upholstery on surround/hood/wing

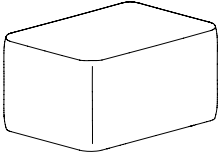
· tablet arm available, specify and add \$733 list, indicate right or left as seated and finish or laminate

· power available in the front of the upholstered chair, specify and add \$408 list indicate right or left as seated and color

\*screen available in fabric only, no leather



left shown

Description	① Model	Specifications				List Price Per Grade	
Ottoman  	CV01623-12	Dimensions	D	W	H	COM	\$767
		Overall	16 ¼	23	12	A	\$785
		Upholstery	Shipping			B	\$816
		COM Ydg	1 ½	Ctn Wt	22	COL/C	\$875
		COL Sq Ft	27	Cu Ft	4	D	\$949
						E	\$1,023
						F	\$1,139
						G	\$1,262
						H	\$1,396
						I	\$1,602
						J	\$1,850
						L1	\$1,288
						L2	\$1,437

**To Order, Specify:**

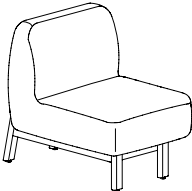

- ① Model Number
- ② Wood Species
  - a.) Maple (M)
  - b.) Walnut (W) - upcharge applies
  - c.) White Oak (O) - upcharge applies
- ③ Wood Finish/Paint Color [See Wood Finish/Color Options](#)
- ④ Fabric Selection - vendor, pattern and color  
Visit [www.jsifurniture.com/finishes-and-materials/textiles](http://www.jsifurniture.com/finishes-and-materials/textiles) for our textiles program. See selection of standard and graded in manufacturers and patterns.
- ⑤ Metal Color - [See Metal Color Options](#)
- ⑥ Optional Tablet Arm - indicate left (TBL) or right arm (TBR) as seated; Laminate (L) or Veneer (V)
- ⑦ Optional Seating Power Unit - Black (B) or White (W); indicate left (PUL) or right (PUR) arms as seated


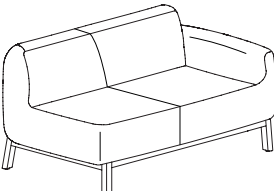
**Specifications**

- chair frame is puzzle jointed plywood construction
- back has a 3 7/8" tapered multi-density high resilience polyurethane foam
- arm has 3" multi-density polyurethane foam
- seat has synthetic sheet webbing and 5" multi-density high resilience polyurethane foam
- solid hardwood exterior frame
- mortise and tenon construction with corner blocks, glue and screws
- standard with rubber cushion adjustable metal leveling glides
- surround produced from molded plywood construction
- railroad upholstery on screens
- chair and privacy surround ships assembled
- privacy wing and hood requires field installation
- false welt detail around the perimeter of surround

C̄AAV  
Modular

C  
O  
K  
C  
0  
0  
2  
0  
5

Description	① Model	Specifications				List Price Per Grade	
Single Seat 	<b>CVM3425-31</b> <ul style="list-style-type: none"><li>· maple legs standard</li><li>· walnut or white oak legs available, specify and add \$253 list</li></ul>	Dimensions	D	W	H	COM	\$2,324
		Overall	34 ¼	25	30 ½	A	\$2,356
		Seat	20	25	17 ¾	B	\$2,415
		Arm			-	COL/C	\$2,522
		Upholstery		Shipping		D	\$2,658
		COM Ydg	2 ¾	Ctn Wt	63	E	\$2,795
		COL Sq Ft	61	Cu Ft	18	F	\$3,006
						G	\$3,232
						H	\$3,475
						I	\$3,853
Two Seat 	<b>CVM3450-31</b> <ul style="list-style-type: none"><li>· maple legs standard</li><li>· walnut or white oak legs available, specify and add \$340 list</li></ul>	Dimensions	D	W	H	COM	\$3,053
		Overall	34 ¼	50	30 ½	A	\$3,098
		Seat	20	50	17 ¾	B	\$3,186
		Arm			-	COL/C	\$3,341
		Upholstery		Shipping		D	\$3,540
		COM Ydg	4	Ctn Wt	85	E	\$3,737
		COL Sq Ft	99	Cu Ft	34	F	\$4,045
						G	\$4,374
						H	\$4,727
						I	\$5,278
						J	\$5,937
						L1	\$5,057
						L2	\$5,607

Description	① Model	Specifications	List Price Per Grade																												
Single Seat with Arm	CVM3433-31-R	<table><tr><th>Dimensions</th><th>D</th><th>W</th><th>H</th></tr><tr><td>Overall</td><td>34 ¼</td><td>32 ½</td><td>30 ½</td></tr><tr><td>Seat</td><td>20</td><td>23 ½</td><td>17 ¾</td></tr><tr><td>Arm</td><td></td><td></td><td>25</td></tr><tr><th>Upholstery</th><th colspan="3">Shipping</th></tr><tr><td>COM Ydg</td><td>3 ½</td><td>Ctn Wt</td><td>69</td></tr><tr><td>COL Sq Ft</td><td>77</td><td>Cu Ft</td><td>23</td></tr></table>	Dimensions	D	W	H	Overall	34 ¼	32 ½	30 ½	Seat	20	23 ½	17 ¾	Arm			25	Upholstery	Shipping			COM Ydg	3 ½	Ctn Wt	69	COL Sq Ft	77	Cu Ft	23	COM \$2,792
	Dimensions		D	W	H																										
Overall	34 ¼	32 ½	30 ½																												
Seat	20	23 ½	17 ¾																												
Arm			25																												
Upholstery	Shipping																														
COM Ydg	3 ½	Ctn Wt	69																												
COL Sq Ft	77	Cu Ft	23																												
	CVM3433-31-L		A \$2,831																												
left shown	<ul style="list-style-type: none"><li>maple legs standard</li><li>walnut or white oak legs available, specify and add \$272 list</li><li>tablet arm available, specify and add \$733 list, indicate finish or laminate</li><li>power available in the front of the upholstered chair, specify and add \$408 list, indicate color</li></ul>		B \$2,908																												
			COL/C \$3,043																												
			D \$3,215																												
			E \$3,389																												
			F \$3,660																												
			G \$3,949																												
			H \$4,256																												
			I \$4,737																												
			J \$5,315																												
			L1 \$4,315																												
			L2 \$4,737																												
Two Seat with Arm	CVM3458-31-R	<table><tr><th>Dimensions</th><th>D</th><th>W</th><th>H</th></tr><tr><td>Overall</td><td>34 ¼</td><td>57 ½</td><td>30 ½</td></tr><tr><td>Seat</td><td>20</td><td>48 ½</td><td>17 ¾</td></tr><tr><td>Arm</td><td></td><td></td><td>25</td></tr><tr><th>Upholstery</th><th colspan="3">Shipping</th></tr><tr><td>COM Ydg</td><td>5</td><td>Ctn Wt</td><td>101</td></tr><tr><td>COL Sq Ft</td><td>110</td><td>Cu Ft</td><td>39</td></tr></table>	Dimensions	D	W	H	Overall	34 ¼	57 ½	30 ½	Seat	20	48 ½	17 ¾	Arm			25	Upholstery	Shipping			COM Ydg	5	Ctn Wt	101	COL Sq Ft	110	Cu Ft	39	COM \$3,634
	Dimensions		D	W	H																										
Overall	34 ¼	57 ½	30 ½																												
Seat	20	48 ½	17 ¾																												
Arm			25																												
Upholstery	Shipping																														
COM Ydg	5	Ctn Wt	101																												
COL Sq Ft	110	Cu Ft	39																												
	CVM3458-31-L		A \$3,690																												
left shown	<ul style="list-style-type: none"><li>maple legs standard</li><li>walnut or white oak legs available, specify and add \$357 list</li><li>tablet arm available, specify and add \$733 list, indicate finish or laminate</li><li>power available in the front of the upholstered chair, specify and add \$408 list, indicate color</li></ul>		B \$3,800																												
			COL/C \$3,994																												
			D \$4,240																												
			E \$4,488																												
			F \$4,873																												
			G \$5,286																												
			H \$5,727																												
			I \$6,415																												
			J \$7,240																												
			L1 \$5,808																												
			L2 \$6,415																												

**To Order, Specify:**

- ① Model Number
- ② Wood Species
  - a.) Maple (M)
  - b.) Walnut (W) - upcharge applies
  - c.) White Oak (O) - upcharge applies
- ③ Wood Finish/Paint Color [See Wood Finish/Color Options](#)
- ④ Fabric Selection - vendor, pattern and color  
Visit [www.jsifurniture.com/finishes-and-materials/textiles](http://www.jsifurniture.com/finishes-and-materials/textiles) for our textiles program. See selection of standard and graded in manufacturers and patterns.
- ⑤ Optional Tablet Arm - indicate left (TBL) or right arm (TBR) as seated; Laminate (L) or Veneer (V)
- ⑥ Optional Seating Power Unit - Black (B) or White (W); indicate left (PUL) or right (PUR) arms as seated

**Specifications**

- chair frame is puzzle jointed plywood construction
- back has a 3 ¾" tapered multi-density high resilience polyurethane foam
- arm has 3" multi-density polyurethane foam
- seat has synthetic sheet webbing and 5" multi-density high resilience polyurethane foam
- solid hardwood exterior frame
- mortise and tenon construction with corner blocks, glue and screws
- standard with rubber cushion adjustable metal leveling glides
- linking brackets included



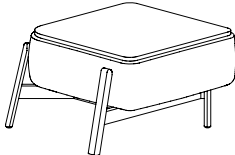
CĀAV  
ModularC  
O  
K  
C  
0  
0  
2  
0  
5

Description	① Model	Specifications	List Price Per Grade																												
45° Curved Seat	<b>CVM4536-31</b> · maple legs standard · walnut or white oak legs available, specify and add \$309 list	<table> <tr> <th>Dimensions</th><th>D</th><th>W</th><th>H</th></tr> <tr> <td>Overall</td><td>34</td><td>50 ¼</td><td>30 ½</td></tr> <tr> <td>Seat</td><td>20</td><td>-</td><td>17 ¾</td></tr> <tr> <th>Upholstery</th><th colspan="3">Shipping</th></tr> <tr> <td>COM Ydg</td><td>4 ½</td><td>Ctn Wt</td><td>81</td></tr> <tr> <td>COL Sq Ft</td><td>99</td><td>Cu Ft</td><td>35</td></tr> </table>	Dimensions	D	W	H	Overall	34	50 ¼	30 ½	Seat	20	-	17 ¾	Upholstery	Shipping			COM Ydg	4 ½	Ctn Wt	81	COL Sq Ft	99	Cu Ft	35	COM \$3,143 A \$3,193 B \$3,294 COL/C \$3,466 D \$3,689 E \$3,913 F \$4,258 G \$4,629 H \$5,027 I \$5,645 J \$6,389 L1 \$5,101 L2 \$5,645				
Dimensions	D	W	H																												
Overall	34	50 ¼	30 ½																												
Seat	20	-	17 ¾																												
Upholstery	Shipping																														
COM Ydg	4 ½	Ctn Wt	81																												
COL Sq Ft	99	Cu Ft	35																												
90° Curved Seat	<b>CVM9036-31</b> · maple legs standard · walnut or white oak legs available, specify and add \$542 list	<table> <tr> <th>Dimensions</th><th>D</th><th>W</th><th>H</th></tr> <tr> <td>Overall</td><td>45</td><td>93 ¼</td><td>30 ½</td></tr> <tr> <td>Seat</td><td>20</td><td>-</td><td>17 ¾</td></tr> <tr> <th>Upholstery</th><th colspan="3">Shipping</th></tr> <tr> <td>COM Ydg</td><td>7 ½</td><td>Ctn Wt</td><td>120</td></tr> <tr> <td>COL Sq Ft</td><td>204</td><td>Cu Ft</td><td>83</td></tr> </table>	Dimensions	D	W	H	Overall	45	93 ¼	30 ½	Seat	20	-	17 ¾	Upholstery	Shipping			COM Ydg	7 ½	Ctn Wt	120	COL Sq Ft	204	Cu Ft	83	COM \$5,253 A \$5,336 B \$5,502 COL/C \$5,791 D \$6,163 E \$6,534 F \$7,110 G \$7,729 H \$8,389 I \$9,422 J \$10,660 L1 \$9,371 L2 \$10,495				
Dimensions	D	W	H																												
Overall	45	93 ¼	30 ½																												
Seat	20	-	17 ¾																												
Upholstery	Shipping																														
COM Ydg	7 ½	Ctn Wt	120																												
COL Sq Ft	204	Cu Ft	83																												
Corner Seat	<b>CVM3434-31-C</b> · maple legs standard · walnut or white oak legs available, specify and add \$346 list · fabric on seat of unit runs diagonal	<table> <tr> <th>Dimensions</th><th>D</th><th>W</th><th>H</th></tr> <tr> <td>Overall</td><td>34 ¼</td><td>34 ¼</td><td>30 ½</td></tr> <tr> <td>Seat</td><td>20</td><td>20</td><td>17 ¾</td></tr> <tr> <td>Arm</td><td></td><td></td><td>-</td></tr> <tr> <th>Upholstery</th><th colspan="3">Shipping</th></tr> <tr> <td>COM Ydg</td><td>3 ¾</td><td>Ctn Wt</td><td>72</td></tr> <tr> <td>COL Sq Ft</td><td>83</td><td>Cu Ft</td><td>24</td></tr> </table>	Dimensions	D	W	H	Overall	34 ¼	34 ¼	30 ½	Seat	20	20	17 ¾	Arm			-	Upholstery	Shipping			COM Ydg	3 ¾	Ctn Wt	72	COL Sq Ft	83	Cu Ft	24	COM \$2,856 A \$2,897 B \$2,979 COL/C \$3,125 D \$3,311 E \$3,497 F \$3,785 G \$4,094 H \$4,424 I \$4,940 J \$5,559 L1 \$4,322 L2 \$4,734
Dimensions	D	W	H																												
Overall	34 ¼	34 ¼	30 ½																												
Seat	20	20	17 ¾																												
Arm			-																												
Upholstery	Shipping																														
COM Ydg	3 ¾	Ctn Wt	72																												
COL Sq Ft	83	Cu Ft	24																												

## To Order, Specify:

- ① Model Number
- ② Wood Species
  - a.) Maple (M)
  - b.) Walnut (W) - upcharge applies
  - c.) White Oak (O) - upcharge applies
- ③ Wood Finish/Paint Color [See Wood Finish/Color Options](#)
- ④ Fabric Selection - vendor, pattern and color

Visit [www.jsifurniture.com/finishes-and-materials/textiles](http://www.jsifurniture.com/finishes-and-materials/textiles) for our textiles program. See selection of standard and graded in manufacturers and patterns.

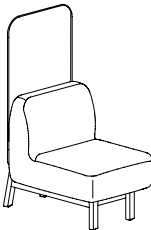
Description	① Model	Specifications				List Price Per Grade			
<div>Corner Table</div> <div></div>	<div>CVT3434-19-C</div> <div><ul style="list-style-type: none"><li>• maple legs standard</li><li>• walnut or white oak legs available, specify and add \$346 list</li><li>• power available in surface, specify and add \$408 list, indicate color</li><li>• surface available in veneer or laminate with 1mm band</li></ul></div>	Dimensions		D	W	H	COM	\$1,976	
		Overall		34 ¼	34 ¼	19	A	\$1,998	
		Upholstery		Shipping			B	\$2,042	
		COM Ydg		2	Ctn Wt	70	COL/C	\$2,120	
		COL Sq Ft		44	Cu Ft	16	D	\$2,220	
								E	\$2,318
								F	\$2,472
								G	\$2,637
								H	\$2,813
								I	\$3,089
								J	\$3,418
								L1	\$2,846
								L2	\$3,089

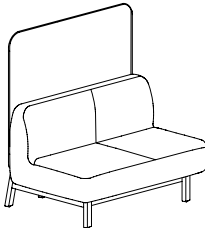
**To Order, Specify:**

- ① Model Number
- ② Table Top Surface Material [See Table Top Surface Options](#)
  - a.) Laminate Surface
  - b.) Veneer Surface
- ③ Fabric Selection - vendor, pattern and color  
Visit [www.jsifurniture.com/finishes-and-materials/textiles](http://www.jsifurniture.com/finishes-and-materials/textiles) for our textiles program. See selection of standard and graded in manufacturers and patterns.
- ④ Optional Surface Power Unit - Black (B) or White (W)

**Specifications**

- chair frame is puzzle jointed plywood construction
- back has a 3 ¾" tapered multi-density high resilience polyurethane foam
- arm has 3" multi-density polyurethane foam
- seat has synthetic sheet webbing and 5" multi-density high resilience polyurethane foam
- solid hardwood exterior frame
- mortise and tenon construction with corner blocks, glue and screws
- standard with rubber cushion adjustable metal leveling glides
- linking brackets included

Description	① Model	Specifications				List Price Per Grade	
<div>Single Seat with 52" h Screen</div> 	<b>CVM3425-52</b> <ul style="list-style-type: none"><li>· maple legs standard</li><li>· walnut or white oak legs available, specify and add \$253 list</li><li>· seat and screen ship assembled</li><li>· specify upholstery on seat separately from upholstery on screen</li></ul>	Dimensions	D	W	H	COM	\$3,056
		Overall	34 ¼	25	52	A	\$3,106
		Seat	20	25	17 ¾	B	\$3,206
		Upholstery	Shipping			COL/C	\$3,379
		COM Ydg	4 ½	Ctn Wt	115	D	\$3,601
		COL Sq Ft	61	Cu Ft	33	E	\$3,825
		*screen available in fabric only, no leather				F	\$4,171
						G	\$4,543
						H	\$4,939
						I	\$5,557
				J	\$6,301		
				L1	\$4,815		
				L2	\$5,310		

<div>Two Seat with 52" h Screen</div> 	<b>CVM3450-52</b> <ul style="list-style-type: none"><li>· maple legs standard</li><li>· walnut or white oak legs available, specify and add \$340 list</li><li>· seat and screen ship assembled</li><li>· specify upholstery on seat separately from upholstery on screen</li></ul>	Dimensions	D	W	H	COM	\$4,144
		Overall	34 ¼	50	52	A	\$4,221
		Seat	20	50	17 ¾	B	\$4,375
		Upholstery	Shipping			COL/C	\$4,645
		COM Ydg	7	Ctn Wt	165	D	\$4,991
		COL Sq Ft	99	Cu Ft	64	E	\$5,340
		*screen available in fabric only, no leather				F	\$5,878
						G	\$6,455
						H	\$7,073
						I	\$8,035
				J	\$9,190		
				L1	\$6,879		
				L2	\$7,650		


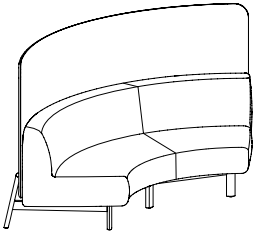
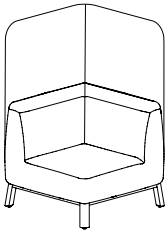
Description	① Model	Specifications	List Price Per Grade																												
Single Seat with Arm and 52" h Screen	<b>CVM3533-52-R</b> <b>CVM3533-52-L</b> <ul style="list-style-type: none"> <li>maple legs standard</li> <li>walnut or white oak legs available, specify and add \$272 list</li> <li>seat and surround ship assembled</li> <li>specify upholstery on seat separately from upholstery on screen</li> <li>tablet arm available, specify and add \$733 list, indicate finish or laminate</li> <li>power available in the front of the upholstered chair, specify and add \$408 list, indicate color</li> </ul>	<table> <tr> <th>Dimensions</th><th>D</th><th>W</th><th>H</th></tr> <tr> <td>Overall</td><td>35 ¼</td><td>32 ½</td><td>52</td></tr> <tr> <td>Seat</td><td>20</td><td>23 ½</td><td>17 ¾</td></tr> <tr> <td>Arm</td><td></td><td></td><td>25</td></tr> <tr> <th>Upholstery</th><th colspan="3">Shipping</th></tr> <tr> <td>COM Ydg</td><td>7 ¼</td><td>Ctn Wt</td><td>146</td></tr> <tr> <td>COL Sq Ft</td><td>77</td><td>Cu Ft</td><td>44</td></tr> </table> <p>*screen available in fabric only, no leather</p>	Dimensions	D	W	H	Overall	35 ¼	32 ½	52	Seat	20	23 ½	17 ¾	Arm			25	Upholstery	Shipping			COM Ydg	7 ¼	Ctn Wt	146	COL Sq Ft	77	Cu Ft	44	COM \$4,089 A \$4,168 B \$4,329 COL/C \$4,607 D \$4,967 E \$5,326 F \$5,884 G \$6,484 H \$7,122 I \$8,118 J \$9,316 L1 \$6,922 L2 \$7,720
Dimensions	D	W	H																												
Overall	35 ¼	32 ½	52																												
Seat	20	23 ½	17 ¾																												
Arm			25																												
Upholstery	Shipping																														
COM Ydg	7 ¼	Ctn Wt	146																												
COL Sq Ft	77	Cu Ft	44																												
Two Seat with Arm and 52" h Screen	<b>CVM3558-52-R</b> <b>CVM3558-52-L</b> <ul style="list-style-type: none"> <li>maple legs standard</li> <li>walnut or white oak legs available, specify and add \$357 list</li> <li>seat and surround ship assembled</li> <li>specify upholstery on seat separately from upholstery on screen</li> <li>tablet arm available, specify and add \$733 list, indicate finish or laminate</li> <li>power available in the front of the upholstered chair, specify and add \$408 list, indicate color</li> </ul>	<table> <tr> <th>Dimensions</th><th>D</th><th>W</th><th>H</th></tr> <tr> <td>Overall</td><td>35 ¼</td><td>57 ½</td><td>52</td></tr> <tr> <td>Seat</td><td>20</td><td>48 ½</td><td>17 ¾</td></tr> <tr> <td>Arm</td><td></td><td></td><td>25</td></tr> <tr> <th>Upholstery</th><th colspan="3">Shipping</th></tr> <tr> <td>COM Ydg</td><td>10 ¼</td><td>Ctn Wt</td><td>204</td></tr> <tr> <td>COL Sq Ft</td><td>110</td><td>Cu Ft</td><td>75</td></tr> </table> <p>*screen available in fabric only, no leather</p>	Dimensions	D	W	H	Overall	35 ¼	57 ½	52	Seat	20	48 ½	17 ¾	Arm			25	Upholstery	Shipping			COM Ydg	10 ¼	Ctn Wt	204	COL Sq Ft	110	Cu Ft	75	COM \$5,146 A \$5,260 B \$5,486 COL/C \$5,880 D \$6,388 E \$6,896 F \$7,684 G \$8,531 H \$9,434 I \$10,844 J \$12,535 L1 \$9,152 L2 \$10,280
Dimensions	D	W	H																												
Overall	35 ¼	57 ½	52																												
Seat	20	48 ½	17 ¾																												
Arm			25																												
Upholstery	Shipping																														
COM Ydg	10 ¼	Ctn Wt	204																												
COL Sq Ft	110	Cu Ft	75																												

**To Order, Specify:**

- ① Model Number
- ② Wood Species
  - a.) Maple (M)
  - b.) Walnut (W) - upcharge applies
  - c.) White Oak (O) - upcharge applies
- ③ Wood Finish/Paint Color [See Wood Finish/Color Options](#)
- ④ Fabric Selection - vendor, pattern and color  
Visit [www.jsifurniture.com/finishes-and-materials/textiles](http://www.jsifurniture.com/finishes-and-materials/textiles) for our textiles program. See selection of standard and graded in manufacturers and patterns.
- ⑤ Optional Tablet Arm - indicate left (TBL) or right arm (TBR) as seated; Laminate (L) or Veneer (V)
- ⑥ Optional Power Unit - Black (B) or White (W); indicate left (PUL) or right (PUR) arms as seated


**Specifications**

- chair frame is puzzle jointed plywood construction
- back has a 3 7/8" tapered multi-density high resilience polyurethane foam
- arm has 3" multi-density polyurethane foam
- seat has synthetic sheet webbing and 5" multi-density high resilience polyurethane foam
- solid hardwood exterior frame
- mortise and tenon construction with corner blocks, glue and screws
- standard with rubber cushion adjustable metal leveling glides
- surround produced from molded plywood construction
- railroad upholstery on screens
- chair and privacy surround ships assembled
- privacy wing and hood requires field installation
- false welt detail around the perimeter of surround

Description	① Model	Specifications	List Price Per Grade																												
45° Curved Seat with 52" h Screen	<b>CVM4536-52</b> <ul style="list-style-type: none"> <li>maple legs standard</li> <li>walnut or white oak legs available, specify and add \$309 list</li> <li>seat and screen ship assembled</li> <li>specify upholstery on seat separately from upholstery on screen</li> </ul> 	<table> <tr> <th>Dimensions</th><th>D</th><th>W</th><th>H</th></tr> <tr> <td>Overall</td><td>34</td><td>52 ½</td><td>52</td></tr> <tr> <td>Seat</td><td>20</td><td>-</td><td>17 ¾</td></tr> <tr> <th>Upholstery</th><th colspan="3">Shipping</th></tr> <tr> <td>COM Ydg</td><td>8</td><td>Ctn Wt</td><td>152</td></tr> <tr> <td>COL Sq Ft</td><td>99</td><td>Cu Ft</td><td>66</td></tr> </table> <p>*screen available in fabric only, no leather</p>	Dimensions	D	W	H	Overall	34	52 ½	52	Seat	20	-	17 ¾	Upholstery	Shipping			COM Ydg	8	Ctn Wt	152	COL Sq Ft	99	Cu Ft	66	COM \$4,360 A \$4,448 B \$4,624 COL/C \$4,933 D \$5,328 E \$5,725 F \$6,341 G \$7,000 H \$7,705 I \$8,806 J \$10,126 L1 \$7,486 L2 \$8,366				
Dimensions	D	W	H																												
Overall	34	52 ½	52																												
Seat	20	-	17 ¾																												
Upholstery	Shipping																														
COM Ydg	8	Ctn Wt	152																												
COL Sq Ft	99	Cu Ft	66																												
90° Curved Seat with 52" h Screen	<b>CVM9036-52</b> <ul style="list-style-type: none"> <li>maple legs standard</li> <li>walnut or white oak legs available, specify and add \$542 list</li> <li>seat and screen ship assembled</li> <li>specify upholstery on seat separately from upholstery on screen</li> </ul> 	<table> <tr> <th>Dimensions</th><th>D</th><th>W</th><th>H</th></tr> <tr> <td>Overall</td><td>45</td><td>96 ¼</td><td>52</td></tr> <tr> <td>Seat</td><td>20</td><td>-</td><td>17 ¾</td></tr> <tr> <th>Upholstery</th><th colspan="3">Shipping</th></tr> <tr> <td>COM Ydg</td><td>13 ¾</td><td>Ctn Wt</td><td>246</td></tr> <tr> <td>COL Sq Ft</td><td>204</td><td>Cu Ft</td><td>157</td></tr> </table> <p>*screen available in fabric only, no leather</p>	Dimensions	D	W	H	Overall	45	96 ¼	52	Seat	20	-	17 ¾	Upholstery	Shipping			COM Ydg	13 ¾	Ctn Wt	246	COL Sq Ft	204	Cu Ft	157	COM \$7,192 A \$7,345 B \$7,647 COL/C \$8,177 D \$8,858 E \$9,539 F \$10,597 G \$11,733 H \$12,943 I \$14,835 J \$17,105 L1 \$12,565 L2 \$14,079				
Dimensions	D	W	H																												
Overall	45	96 ¼	52																												
Seat	20	-	17 ¾																												
Upholstery	Shipping																														
COM Ydg	13 ¾	Ctn Wt	246																												
COL Sq Ft	204	Cu Ft	157																												
Corner Seat with 52" h Screen	<b>CVM3434-52-C</b> <ul style="list-style-type: none"> <li>maple legs standard</li> <li>walnut or white oak legs available, specify and add \$346 list</li> <li>seat and screen ship assembled</li> <li>specify upholstery on seat separately from upholstery on screen</li> <li>fabric on seat of unit runs diagonal</li> </ul> 	<table> <tr> <th>Dimensions</th><th>D</th><th>W</th><th>H</th></tr> <tr> <td>Overall</td><td>34 ¼</td><td>34 ¼</td><td>52</td></tr> <tr> <td>Seat</td><td>20</td><td>20</td><td>17 ¾</td></tr> <tr> <td>Arm</td><td></td><td></td><td>-</td></tr> <tr> <th>Upholstery</th><th colspan="3">Shipping</th></tr> <tr> <td>COM Ydg</td><td>7 ½</td><td>Ctn Wt</td><td>149</td></tr> <tr> <td>COL Sq Ft</td><td>83</td><td>Cu Ft</td><td>44</td></tr> </table> <p>*screen available in fabric only, no leather</p>	Dimensions	D	W	H	Overall	34 ¼	34 ¼	52	Seat	20	20	17 ¾	Arm			-	Upholstery	Shipping			COM Ydg	7 ½	Ctn Wt	149	COL Sq Ft	83	Cu Ft	44	COM \$4,079 A \$4,164 B \$4,328 COL/C \$4,618 D \$4,989 E \$5,360 F \$5,937 G \$6,557 H \$7,218 I \$8,249 J \$9,487 L1 \$7,011 L2 \$7,837
Dimensions	D	W	H																												
Overall	34 ¼	34 ¼	52																												
Seat	20	20	17 ¾																												
Arm			-																												
Upholstery	Shipping																														
COM Ydg	7 ½	Ctn Wt	149																												
COL Sq Ft	83	Cu Ft	44																												

**To Order, Specify:**

- ① Model Number
- ② Wood Species
  - a.) Maple (M)
  - b.) Walnut (W) - upcharge applies
  - c.) White Oak (O) - upcharge applies
- ③ Wood Finish/Paint Color [See Wood Finish/Color Options](#)
- ④ Fabric Selection - vendor, pattern and color  
 Visit [www.jsifurniture.com/finishes-and-materials/textiles](http://www.jsifurniture.com/finishes-and-materials/textiles) for our textiles program. See selection of standard and graded in manufacturers and patterns.

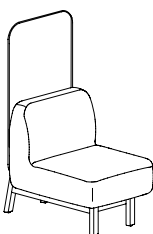
Description	1 Model	Specifications				List Price Per Grade	
<div>Corner Table with 52" h Screen</div> <div></div>	<div>CVT3434-52-C</div> <ul style="list-style-type: none"><li>• maple legs standard</li><li>• walnut or white oak legs available, specify and add \$346 list</li><li>• seat and screen ship assembled</li><li>• specify upholstery on seat separately from upholstery on screen</li><li>• power available in surface, specify and add \$408 list, indicate color</li><li>• surface available in veneer or laminate with 1mm band</li></ul>	Dimensions	D	W	H	COM	\$3,232
		Overall	34 1/4	34 1/4	52	A	\$3,297
		Upholstery		Shipping		B	\$3,424
		COM Ydg	5 3/4	Ctn Wt	147	COL/C	\$3,645
		COL Sq Ft	44	Cu Ft	44	D	\$3,930
		*screen available in fabric only, no leather				E	\$4,215
						F	\$4,658
						G	\$5,132
						H	\$5,639
						I	\$6,428
						J	\$7,378
						L1	\$5,481
						L2	\$6,113

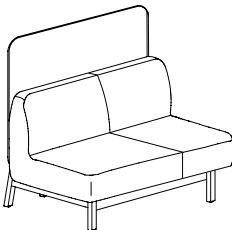
**To Order, Specify:**



- 1 Model Number
- 2 Table Top Surface Material [See Table Top Surface Options](#)
  - a.) Laminate Surface
  - b.) Veneer Surface
- 3 Fabric Selection - vendor, pattern and color  
Visit [www.jsifurniture.com/finishes-and-materials/textiles](http://www.jsifurniture.com/finishes-and-materials/textiles) for our textiles program. See selection of standard and graded in manufacturers and patterns.
- 4 Optional Surface Power Unit - Black (B) or White (W)

**Specifications**

- chair frame is puzzle jointed plywood construction
- back has a 3 3/4" tapered multi-density high resilience polyurethane foam
- arm has 3" multi-density polyurethane foam
- seat has synthetic sheet webbing and 5" multi-density high resilience polyurethane foam
- solid hardwood exterior frame
- mortise and tenon construction with corner blocks, glue and screws
- standard with rubber cushion adjustable metal leveling glides
- railroad upholstery on screens
- privacy wing and hood requires field installation
- false welt detail around the perimeter of surround
- linking brackets included

Description	① Model	Specifications				List Price Per Grade			
<div>Single Seat with 44" h Screen</div> 	<b>CVM3425-44</b> <ul style="list-style-type: none"><li>· maple legs standard</li><li>· walnut or white oak legs available, specify and add \$253 list</li><li>· seat and screen ship assembled</li><li>· specify upholstery on seat separately from upholstery on screen</li></ul>	Dimensions		D	W	H	COM	\$3,031	
		Overall		34 ¼	25	44	A	\$3,083	
		Seat		20	25	17 ¾	B	\$3,181	
		Upholstery		Shipping			COL/C	\$3,355	
		COM Ydg		4 ½	Ctn Wt	112	D	\$3,578	
		COL Sq Ft		61	Cu Ft	29	E	\$3,801	
		*screen available in fabric only, no leather						F	\$4,147
								G	\$4,519
								H	\$4,915
								I	\$5,533
						J	\$6,278		
						L1	\$4,790		
						L2	\$5,286		

<div>Two Seat with 44" h Screen</div> 	<b>CVM3450-44</b> <ul style="list-style-type: none"><li>· maple legs standard</li><li>· walnut or white oak legs available, specify and add \$340 list</li><li>· seat and screen ship assembled</li><li>· specify upholstery on seat separately from upholstery on screen</li></ul>	Dimensions		D	W	H	COM	\$4,097	
		Overall		34 ¼	50	44	A	\$4,174	
		Seat		20	50	17 ¾	B	\$4,329	
		Upholstery		Shipping			COL/C	\$4,599	
		COM Ydg		7	Ctn Wt	158	D	\$4,945	
		COL Sq Ft		99	Cu Ft	55	E	\$5,292	
		*screen available in fabric only, no leather						F	\$5,832
								G	\$6,409
								H	\$7,026
								I	\$7,988
						J	\$9,143		
						L1	\$6,833		
						L2	\$7,604		

Description	① Model	Specifications	List Price Per Grade
Single Seat with Arm and 44"h Screen   left shown	<b>CVM3533-44-R</b>	<b>Dimensions</b>	COM \$4,065
	<b>CVM3533-44-L</b>	Overall 35 ¼ 32 ½ 44	A \$4,145
	<ul style="list-style-type: none"> <li>maple legs standard</li> <li>walnut or white oak legs available, specify and add \$272 list</li> <li>seat and surround ship assembled</li> <li>specify upholstery on seat separately from upholstery on screen</li> <li>tablet arm available, specify and add \$733 list, indicate finish or laminate</li> <li>power available in the front of the upholstered chair, specify and add \$408 list, indicate color</li> </ul>	Seat 20 23 ½ 17 ¾	B \$4,305
		Arm 25	COL/C \$4,583
		<b>Upholstery</b>	D \$4,942
		<b>Shipping</b>	E \$5,303
		COM Ydg 7 ¼ Ctn Wt 138	F \$5,860
		COL Sq Ft 77 Cu Ft 38	G \$6,460
		*screen available in fabric only, no leather	H \$7,099
			I \$8,095
			J \$9,292
			L1 \$6,899
			L2 \$7,696
Two Seat with Arm and 44"h Screen   left shown	<b>CVM3558-44-R</b>	<b>Dimensions</b>	COM \$5,100
	<b>CVM3558-44-L</b>	Overall 35 ¼ 57 ½ 44	A \$5,214
	<ul style="list-style-type: none"> <li>maple legs standard</li> <li>walnut or white oak legs available, specify and add \$357 list</li> <li>seat and surround ship assembled</li> <li>specify upholstery on seat separately from upholstery on screen</li> <li>tablet arm available, specify and add \$733 list, indicate finish or laminate</li> <li>power available in the front of the upholstered chair, specify and add \$408 list, indicate color</li> </ul>	Seat 20 48 ½ 17 ¾	B \$5,439
		Arm 25	COL/C \$5,833
		<b>Upholstery</b>	D \$6,341
		<b>Shipping</b>	E \$6,850
		COM Ydg 10 ¼ Ctn Wt 193	F \$7,638
		COL Sq Ft 110 Cu Ft 64	G \$8,484
		*screen available in fabric only, no leather	H \$9,387
			I \$10,797
			J \$12,489
			L1 \$9,106
			L2 \$10,233

**To Order, Specify:**

- ① Model Number
- ② Wood Species
  - a.) Maple (M)
  - b.) Walnut (W) - upcharge applies
  - c.) White Oak (O) - upcharge applies
- ③ Wood Finish/Paint Color [See Wood Finish/Color Options](#)
- ④ Fabric Selection - vendor, pattern and color  
Visit [www.jsifurniture.com/finishes-and-materials/textiles](http://www.jsifurniture.com/finishes-and-materials/textiles) for our textiles program. See selection of standard and graded in manufacturers and patterns.
- ⑤ Optional Tablet Arm - indicate None (NTB) or Yes (TBT); Laminate (L) or Veneer (V)
- ⑥ Optional Seating Power Unit - Black (B) or White (W)

**Specifications**


- chair frame is puzzle jointed plywood construction
- back has a 3 ¾" tapered multi-density high resilience polyurethane foam
- arm has 3" multi-density polyurethane foam
- seat has synthetic sheet webbing and 5" multi-density high resilience polyurethane foam
- solid hardwood exterior frame
- mortise and tenon construction with corner blocks, glue and screws
- standard with rubber cushion adjustable metal leveling glides
- railroad upholstery on screens
- privacy wing and hood requires field installation
- false welt detail around the perimeter of surround
- linking brackets included



Description	① Model	Specifications	List Price Per Grade																												
45° Curved Seat with 44" h Screen	<b>CVM4536-44</b> <ul style="list-style-type: none"> <li>maple legs standard</li> <li>walnut or white oak legs available, specify and add \$309 list</li> <li>seat and screen ship assembled</li> <li>specify upholstery on seat separately from upholstery on screen</li> </ul>	<table> <tr> <th>Dimensions</th><th>D</th><th>W</th><th>H</th></tr> <tr> <td>Overall</td><td>34</td><td>52 ½</td><td>44</td></tr> <tr> <td>Seat</td><td>20</td><td>-</td><td>17 ¾</td></tr> <tr> <th>Upholstery</th><th colspan="3">Shipping</th></tr> <tr> <td>COM Ydg</td><td>8</td><td>Ctn Wt</td><td>146</td></tr> <tr> <td>COL Sq Ft</td><td>99</td><td>Cu Ft</td><td>57</td></tr> </table> <p>*screen available in fabric only, no leather</p>	Dimensions	D	W	H	Overall	34	52 ½	44	Seat	20	-	17 ¾	Upholstery	Shipping			COM Ydg	8	Ctn Wt	146	COL Sq Ft	99	Cu Ft	57	COM \$4,337 A \$4,425 B \$4,602 COL/C \$4,910 D \$5,306 E \$5,703 F \$6,319 G \$6,978 H \$7,683 I \$8,784 J \$10,104 L1 \$7,464 L2 \$8,343				
Dimensions	D	W	H																												
Overall	34	52 ½	44																												
Seat	20	-	17 ¾																												
Upholstery	Shipping																														
COM Ydg	8	Ctn Wt	146																												
COL Sq Ft	99	Cu Ft	57																												
90° Curved Seat with 44" h Screen	<b>CVM9036-44</b> <ul style="list-style-type: none"> <li>maple legs standard</li> <li>walnut or white oak legs available, specify and add \$542 list</li> <li>seat and screen ship assembled</li> <li>specify upholstery on seat separately from upholstery on screen</li> </ul>	<table> <tr> <th>Dimensions</th><th>D</th><th>W</th><th>H</th></tr> <tr> <td>Overall</td><td>45</td><td>96 ¼</td><td>44</td></tr> <tr> <td>Seat</td><td>20</td><td>-</td><td>17 ¾</td></tr> <tr> <th>Upholstery</th><th colspan="3">Shipping</th></tr> <tr> <td>COM Ydg</td><td>13 ¾</td><td>Ctn Wt</td><td>232</td></tr> <tr> <td>COL Sq Ft</td><td>204</td><td>Cu Ft</td><td>136</td></tr> </table> <p>*screen available in fabric only, no leather</p>	Dimensions	D	W	H	Overall	45	96 ¼	44	Seat	20	-	17 ¾	Upholstery	Shipping			COM Ydg	13 ¾	Ctn Wt	232	COL Sq Ft	204	Cu Ft	136	COM \$7,222 A \$7,375 B \$7,677 COL/C \$8,207 D \$8,887 E \$9,569 F \$10,627 G \$11,762 H \$12,973 I \$14,865 J \$17,135 L1 \$12,596 L2 \$14,109				
Dimensions	D	W	H																												
Overall	45	96 ¼	44																												
Seat	20	-	17 ¾																												
Upholstery	Shipping																														
COM Ydg	13 ¾	Ctn Wt	232																												
COL Sq Ft	204	Cu Ft	136																												
Corner Seat with 44" h Screen	<b>CVM3434-44-C</b> <ul style="list-style-type: none"> <li>maple legs standard</li> <li>walnut or white oak legs available, specify and add \$346 list</li> <li>seat and surround ship assembled</li> <li>specify upholstery on seat separately from upholstery on screen</li> <li>fabric on seat of unit runs diagonal</li> </ul>	<table> <tr> <th>Dimensions</th><th>D</th><th>W</th><th>H</th></tr> <tr> <td>Overall</td><td>34 ¼</td><td>34 ¼</td><td>44</td></tr> <tr> <td>Seat</td><td>20</td><td>20</td><td>17 ¾</td></tr> <tr> <td>Arm</td><td></td><td></td><td>-</td></tr> <tr> <th>Upholstery</th><th colspan="3">Shipping</th></tr> <tr> <td>COM Ydg</td><td>7 ½</td><td>Ctn Wt</td><td>141</td></tr> <tr> <td>COL Sq Ft</td><td>83</td><td>Cu Ft</td><td>38</td></tr> </table> <p>*screen available in fabric only, no leather</p>	Dimensions	D	W	H	Overall	34 ¼	34 ¼	44	Seat	20	20	17 ¾	Arm			-	Upholstery	Shipping			COM Ydg	7 ½	Ctn Wt	141	COL Sq Ft	83	Cu Ft	38	COM \$4,056 A \$4,141 B \$4,305 COL/C \$4,596 D \$4,967 E \$5,338 F \$5,915 G \$6,535 H \$7,194 I \$8,226 J \$9,464 L1 \$6,989 L2 \$7,814
Dimensions	D	W	H																												
Overall	34 ¼	34 ¼	44																												
Seat	20	20	17 ¾																												
Arm			-																												
Upholstery	Shipping																														
COM Ydg	7 ½	Ctn Wt	141																												
COL Sq Ft	83	Cu Ft	38																												

**To Order, Specify:**

- ① Model Number
- ② Wood Species
  - a.) Maple (M)
  - b.) Walnut (W) - upcharge applies
  - c.) White Oak (O) - upcharge applies
- ③ Wood Finish/Paint Color [See Wood Finish/Color Options](#)
- ④ Fabric Selection - vendor, pattern and color  
Visit [www.jsifurniture.com/finishes-and-materials/textiles](http://www.jsifurniture.com/finishes-and-materials/textiles) for our textiles program. See selection of standard and graded in manufacturers and patterns.


Description	① Model	Specifications				List Price Per Grade	
Corner Table with 44" h Screen  	<b>CVT3434-44-C</b> • maple legs standard • walnut or white oak legs available, specify and add \$346 list • seat and surround ship assembled • specify upholstery on seat separately from upholstery on screen • power available in surface, specify and add \$408 list, indicate color • surface available in veneer or laminate with 1 mm bank	Dimensions	D	W	H	COM	\$3,210
		Overall	34 ¼	34 ¼	44	A	\$3,274
		Upholstery		Shipping		B	\$3,401
		COM Ydg	5 ¾	Ctn Wt	139	COL/C	\$3,623
		COL Sq Ft	44	Cu Ft	38	D	\$3,908
		*screen available in fabric only, no leather				E	\$4,192
						F	\$4,636
						G	\$5,109
						H	\$5,616
						I	\$6,406
						J	\$7,356
						L1	\$5,459
						L2	\$6,090


**To Order, Specify:**


- ① Model Number
- ② Table Top Surface Material [See Table Top Surface Options](#)
  - a.) Laminate Surface
  - b.) Veneer Surface
- ③ Fabric Selection - vendor, pattern and color  
Visit [www.jsifurniture.com/finishes-and-materials/textiles](http://www.jsifurniture.com/finishes-and-materials/textiles) for our textiles program. See selection of standard and graded in manufacturers and patterns.
- ④ Optional Surface Power Unit - Black (B) or White (W)

**Specifications**

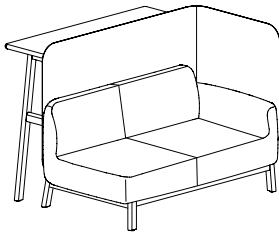
- chair frame is puzzle jointed plywood construction
- back has a 3 ¾" tapered multi-density high resilience polyurethane foam
- arm has 3" multi-density polyurethane foam
- seat has synthetic sheet webbing and 5" multi-density high resilience polyurethane foam
- solid hardwood exterior frame
- mortise and tenon construction with corner blocks, glue and screws
- standard with rubber cushion adjustable metal leveling glides
- railroad upholstery on screens
- privacy wing and hood requires field installation
- false welt detail around the perimeter of surround
- linking brackets included

Description	① Model	Specifications	List Price Per Grade
Single Seat with Privacy Screen and Stand-Up Surface	<b>CVM3425-44-S</b> <ul style="list-style-type: none"> <li>maple legs standard</li> <li>walnut or white oak legs available, specify and add \$542 list</li> <li>seat and screen ship assembled - shelf ships separately</li> <li>specify upholstery on seat separately from upholstery on screen</li> <li>stand-up surface is 42" high off floor and 14 ½" deep</li> <li>stand-up surface available in veneer with bullnose or laminate with pvc edge</li> <li>power available in stand-up surface, specify and add \$408 list, indicate color</li> </ul>	<b>Dimensions</b>	COM \$3,851
		<b>Overall</b> D W H	A \$3,901
		<b>Seat</b> 20 25 17 ¾	B \$4,001
		<b>Upholstery</b>	COL/C \$4,173
		<b>Shipping</b>	D \$4,397
		COM Ydg 4 ½ Ctn Wt 146	E \$4,620
		COL Sq Ft 61 Cu Ft 31	F \$4,967
		*screen available in fabric only, no leather	G \$5,338
			H \$5,734
			I \$6,352
			J \$7,097
			L1 \$5,609
			L2 \$6,105

Two Seat with Privacy Screen and Stand-Up Surface	<b>CVM3450-44-S</b> <ul style="list-style-type: none"> <li>maple legs standard</li> <li>walnut or white oak legs available, specify and add \$653 list</li> <li>seat and screen ship assembled - shelf ships separately</li> <li>specify upholstery on seat separately from upholstery on screen</li> <li>stand-up surface is 42" high off floor and 14 ½" deep</li> <li>stand-up surface available in veneer with bullnose or laminate with pvc edge</li> <li>power available in stand-up surface, specify and add \$408 list, indicate color</li> </ul>	<b>Dimensions</b>	COM \$4,992
		<b>Overall</b> D W H	A \$5,071
		<b>Seat</b> 20 50 17 ¾	B \$5,226
		<b>Upholstery</b>	COL/C \$5,494
		<b>Shipping</b>	D \$5,841
		COM Ydg 7 Ctn Wt 201	E \$6,188
		COL Sq Ft 99 Cu Ft 59	F \$6,728
		*screen available in fabric only, no leather	G \$7,305
			H \$7,922
			I \$8,884
			J \$10,039
			L1 \$7,728
			L2 \$8,499

Single Seat with Arm and Privacy Screen and Stand-Up Surface	<b>CVM3533-44-R-S</b> <b>CVM3533-44-L-S</b> <ul style="list-style-type: none"> <li>maple legs standard</li> <li>walnut or white oak legs available, specify and add \$567 list</li> <li>seat and surround ship assembled - shelf ships separately</li> <li>specify upholstery on seat separately from upholstery on screen</li> <li>power available in the front of the upholstered chair, specify and add \$408 list, indicate color</li> <li>tablet arm available, specify and add \$733 list, indicate finish or laminate</li> <li>stand-up surface is 42" high off floor and 14 ½" deep</li> <li>stand-up surface available with bullnose or laminate with pvc edge</li> </ul>	<b>Dimensions</b>	COM \$4,864
		<b>Overall</b> D W H	A \$4,944
		<b>Seat</b> 20 23 ½ 17 ¾	B \$5,104
		<b>Arm</b> 25	COL/C \$5,383
		<b>Upholstery</b>	D \$5,742
		<b>Shipping</b>	E \$6,101
		COM Ydg 7 ¼ Ctn Wt 174	F \$6,659
		COL Sq Ft 77 Cu Ft 42	G \$7,259
		*screen available in fabric only, no leather	H \$7,897
			I \$8,893
			J \$10,091
			L1 \$7,697
			L2 \$8,496

left shown


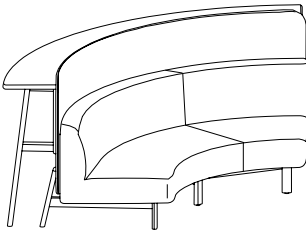
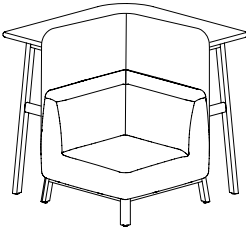
Description	1 Model	Specifications				List Price Per Grade	
Two Seat with Arm and Privacy Screen and Stand-Up Surface	<b>CVM3558-44-R-S</b>	<b>Dimensions</b>	<b>D</b>	<b>W</b>	<b>H</b>	COM	\$5,992
	<b>CVM3558-44-L-S</b>	Overall	49 ¾	57 ½	44	A	\$6,105
 <p>left shown</p> <ul style="list-style-type: none"> <li>maple legs standard</li> <li>walnut or white oak legs available, specify and add \$653 list</li> <li>seat and surround ship assembled - shelf ships separately</li> <li>specify upholstery on seat separately from upholstery on screen</li> <li>power available in the front of the upholstered chair, specify and add \$408 list, indicate color</li> <li>tablet arm available, specify and add \$733 list, indicate finish or laminate</li> <li>stand-up surface is 42" high off floor and 14 ½" deep</li> <li>stand-up surface available with bullnose or laminate with pvc edge</li> </ul>		Seat	20	48 ½	17 ¾	COL/C	\$6,724
		Arm			25	D	\$7,234
		<b>Upholstery</b>		<b>Shipping</b>		E	\$7,741
		COM Ydg	10 ¼	Ctn Wt	241	F	\$8,530
		COL Sq Ft	110	Cu Ft	68	G	\$9,377
		*screen available in fabric only, no leather				H	\$10,279
						I	\$11,689
						J	\$13,381
						L1	\$9,997
						L2	\$11,125

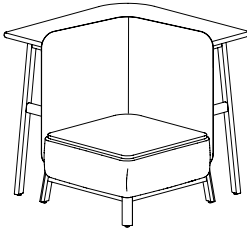
**To Order, Specify:**

- 1 Model Number
- 2 Stand-Up Surface Material [See Stand Up Surface Options](#)
  - a.) Laminate Surface
  - b.) Veneer Surface
- 3 Leg
  - a.) Wood Finish [See Wood Finish Options](#)
  - b.) Paint Color [See Paint Color Options](#)
- 4 Fabric Selection - vendor, pattern and color  
Visit [www.jsifurniture.com/finishes-and-materials/textiles](http://www.jsifurniture.com/finishes-and-materials/textiles) for our textiles program. See selection of standard and graded in manufacturers and patterns.
- 5 Optional Tablet Arm; Laminate (L) or Veneer (V)
- 6 Optional Seating Power Unit
- 7 Optional Shelf Power Unit

**Specifications**

- chair frame is puzzle jointed plywood construction
- back has a 3 ¾" tapered multi-density high resilience polyurethane foam
- arm has 3" multi-density polyurethane foam
- seat has synthetic sheet webbing and 5" multi-density high resilience polyurethane foam
- solid hardwood exterior frame
- mortise and tenon construction with corner blocks, glue and screws
- standard with rubber cushion adjustable metal leveling glides
- surrounds produced from molded plywood construction
- railroad upholstery on screens
- false welt detail around perimeter of surround
- linking brackets included
- stand-up surface is field installed
- 1 ¾" thick worksurface with a bullnosed internal wood rim or pvc edge

Description	① Model	Specifications	List Price Per Grade																												
<b>45° Curved Seat with Privacy Screen and Stand-Up Surface</b> 	<b>CVM4536-44-S</b> <ul style="list-style-type: none"> <li>maple legs standard</li> <li>walnut or white oak legs available, specify and add \$660 list</li> <li>seat and screen ship assembled - shelf ships separately</li> <li>specify upholstery on seat separately from upholstery on screen</li> <li>stand-up surface is 42" high off floor and 14 1/2" deep</li> <li>stand-up surface available in veneer with bullnose or laminate with pvc edge</li> <li>power available in stand-up surface, specify and add \$408 list, indicate color</li> </ul>	<table> <tr> <th>Dimensions</th><th>D</th><th>W</th><th>H</th></tr> <tr> <td>Overall</td><td>48 1/2</td><td>52 1/2</td><td>44</td></tr> <tr> <td>Seat</td><td>20</td><td>-</td><td>17 3/4</td></tr> <tr> <th>Upholstery</th><th colspan="3">Shipping</th></tr> <tr> <td>COM Ydg</td><td>8</td><td>Ctn Wt</td><td>196</td></tr> <tr> <td>COL Sq Ft</td><td>99</td><td>Cu Ft</td><td>62</td></tr> </table> <p>*screen available in fabric only, no leather</p>	Dimensions	D	W	H	Overall	48 1/2	52 1/2	44	Seat	20	-	17 3/4	Upholstery	Shipping			COM Ydg	8	Ctn Wt	196	COL Sq Ft	99	Cu Ft	62	COM \$5,481 A \$5,570 B \$5,745 COL/C \$6,054 D \$6,450 E \$6,847 F \$7,464 G \$8,123 H \$8,827 I \$9,928 J \$11,249 L1 \$8,607 L2 \$9,487				
Dimensions	D	W	H																												
Overall	48 1/2	52 1/2	44																												
Seat	20	-	17 3/4																												
Upholstery	Shipping																														
COM Ydg	8	Ctn Wt	196																												
COL Sq Ft	99	Cu Ft	62																												
<b>90° Curved Seat with Privacy Screen and Stand-Up Surface</b> 	<b>CVM9036-44-S</b> <ul style="list-style-type: none"> <li>maple legs standard</li> <li>walnut or white oak legs available, specify and add \$1,133 list</li> <li>seat and screen ship assembled - shelf ships separately</li> <li>specify upholstery on seat separately from upholstery on screen</li> <li>stand-up surface is 42" high off floor and 14 1/2" deep</li> <li>stand-up surface available in veneer with bullnose or laminate with pvc edge</li> <li>power available in stand-up surface, specify and add \$408 list, indicate color</li> </ul>	<table> <tr> <th>Dimensions</th><th>D</th><th>W</th><th>H</th></tr> <tr> <td>Overall</td><td>48 1/2</td><td>96 1/4</td><td>44</td></tr> <tr> <td>Seat</td><td>20</td><td>-</td><td>17 3/4</td></tr> <tr> <th>Upholstery</th><th colspan="3">Shipping</th></tr> <tr> <td>COM Ydg</td><td>13 3/4</td><td>Ctn Wt</td><td>319</td></tr> <tr> <td>COL Sq Ft</td><td>204</td><td>Cu Ft</td><td>145</td></tr> </table> <p>*screen available in fabric only, no leather</p>	Dimensions	D	W	H	Overall	48 1/2	96 1/4	44	Seat	20	-	17 3/4	Upholstery	Shipping			COM Ydg	13 3/4	Ctn Wt	319	COL Sq Ft	204	Cu Ft	145	COM \$9,326 A \$9,480 B \$9,782 COL/C \$10,312 D \$10,993 E \$11,673 F \$12,733 G \$13,867 H \$15,078 I \$16,969 J \$19,240 L1 \$14,701 L2 \$16,213				
Dimensions	D	W	H																												
Overall	48 1/2	96 1/4	44																												
Seat	20	-	17 3/4																												
Upholstery	Shipping																														
COM Ydg	13 3/4	Ctn Wt	319																												
COL Sq Ft	204	Cu Ft	145																												
<b>Corner Seat with Privacy Screen and Stand-Up Surface</b> 	<b>CVM3434-44-C-S</b> <ul style="list-style-type: none"> <li>maple legs standard</li> <li>walnut or white oak legs available, specify and add \$856 list</li> <li>seat and surround ship assembled - shelf ships separately</li> <li>specify upholstery on seat separately from upholstery on screen</li> <li>stand-up surface is 42" high off floor and 14 1/2" deep</li> <li>stand-up surface available in veneer with bullnose or laminate with pvc edge</li> <li>power available in stand-up surface, specify and add \$408 list, indicate color</li> <li>fabric on seat of unit runs diagonal</li> </ul>	<table> <tr> <th>Dimensions</th><th>D</th><th>W</th><th>H</th></tr> <tr> <td>Overall</td><td>34 1/4</td><td>34 1/4</td><td>44</td></tr> <tr> <td>Seat</td><td>20</td><td>20</td><td>17 3/4</td></tr> <tr> <td>Arm</td><td></td><td></td><td>-</td></tr> <tr> <th>Upholstery</th><th colspan="3">Shipping</th></tr> <tr> <td>COM Ydg</td><td>7 1/2</td><td>Ctn Wt</td><td>205</td></tr> <tr> <td>COL Sq Ft</td><td>83</td><td>Cu Ft</td><td>45</td></tr> </table> <p>*screen available in fabric only, no leather</p>	Dimensions	D	W	H	Overall	34 1/4	34 1/4	44	Seat	20	20	17 3/4	Arm			-	Upholstery	Shipping			COM Ydg	7 1/2	Ctn Wt	205	COL Sq Ft	83	Cu Ft	45	COM \$5,330 A \$5,415 B \$5,579 COL/C \$5,869 D \$6,240 E \$6,611 F \$7,189 G \$7,808 H \$8,468 I \$9,500 J \$10,737 L1 \$8,262 L2 \$9,087
Dimensions	D	W	H																												
Overall	34 1/4	34 1/4	44																												
Seat	20	20	17 3/4																												
Arm			-																												
Upholstery	Shipping																														
COM Ydg	7 1/2	Ctn Wt	205																												
COL Sq Ft	83	Cu Ft	45																												

Description	① Model	Specifications				List Price Per Grade	
<div>Corner Table with Privacy Screen and Stand-Up Surface</div> 	<div>CVT3434-44-C-S</div> <ul style="list-style-type: none"><li>maple legs standard</li><li>walnut or white oak legs available, specify and add \$856 list</li><li>seat and surround ship assembled - shelf ships separately</li><li>specify upholstery on seat separately from upholstery on screen</li><li>stand-up surface is 42" high off floor and 14½" deep</li><li>stand-up surface available in veneer with bullnose or laminate with pvc edge</li><li>power available in stand-up surface, specify and add \$408 list, indicate color</li><li>table surface available in veneer or laminate with 1 mm band</li></ul>	Dimensions	D	W	H	COM	\$4,487
		Overall	34 ¼	34 ¼	44	A	\$4,551
		Upholstery		Shipping		B	\$4,679
		COM Ydg	5 ¾	Ctn Wt	203	COL/C	\$4,900
		COL Sq Ft	44	Cu Ft	45	D	\$5,185
		*screen available in fabric only, no leather				E	\$5,469
						F	\$5,913
						G	\$6,386
						H	\$6,894
						I	\$7,683
				J	\$8,633		
				L1	\$6,736		
				L2	\$7,367		

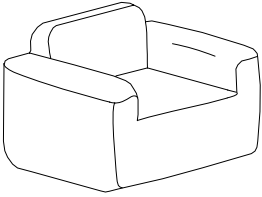
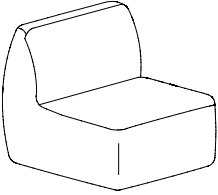
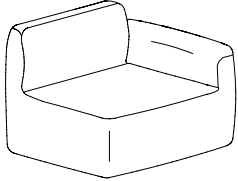
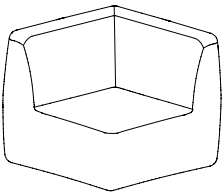
**To Order, Specify:**

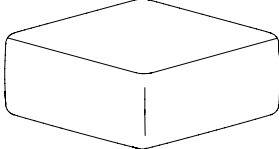
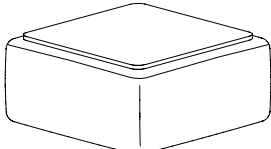
- ① Model Number
- ② Stand-Up Surface Material [See Stand Up Surface Options](#)
  - a.) Laminate Surface
  - b.) Veneer Surface
- ③ Leg
  - a.) Wood Finish [See Wood Finish Options](#)
  - b.) Paint Color [See Paint Color Options](#)
- ④ Fabric Selection - vendor, pattern and color  
Visit [www.jsifurniture.com/finishes-and-materials/textiles](http://www.jsifurniture.com/finishes-and-materials/textiles) for our textiles program. See selection of standard and graded in manufacturers and patterns.
- ⑤ Optional Tablet Arm; Laminate (L) or Veneer (V)
- ⑥ Optional Seating Power Unit
- ⑦ Optional Shelf Power Unit

**Specifications**

- chair frame is puzzle jointed plywood construction
- back has a 3 3/4" tapered multi-density high resilience polyurethane foam
- arm has 3" multi-density polyurethane foam
- seat has synthetic sheet webbing and 5" multi-density high resilience polyurethane foam
- solid hardwood exterior frame
- mortise and tenon construction with corner blocks, glue and screws
- standard with rubber cushion adjustable metal leveling glides
- surrounds produced from molded plywood construction
- railroad upholstery on screens
- false welt detail around perimeter of surround
- linking brackets included
- stand-up surface is field installed
- 1 3/8" thick worksurface with a bullnosed internal wood rim or pvc edge

CĀAV  
Modular SectionalC  
O  
K  
C  
0  
0  
2  
0  
5

Description	① Model	Specifications	List Price Per Grade																												
Single Seat Club Chair	<b>CVS3444-31</b> <ul style="list-style-type: none"> <li>· tablet arm available, specify and add \$733 list, indicate right or left as seated and finish</li> <li>· power available in the side of the upholstered chair, specify and add \$408 list, indicate right or left as seated and color</li> </ul> 	<table> <tr> <th>Dimensions</th><th>D</th><th>W</th><th>H</th></tr> <tr> <td>Overall</td><td>34 ¼</td><td>44</td><td>30 ½</td></tr> <tr> <td>Seat</td><td>21</td><td>24</td><td>17 ¾</td></tr> <tr> <td>Arm</td><td></td><td></td><td>25</td></tr> <tr> <th>Upholstery</th><th colspan="3">Shipping</th></tr> <tr> <td>COM Ydg</td><td>6</td><td>Ctn Wt</td><td>113</td></tr> <tr> <td>COL Sq Ft</td><td>144</td><td>Cu Ft</td><td>30</td></tr> </table>	Dimensions	D	W	H	Overall	34 ¼	44	30 ½	Seat	21	24	17 ¾	Arm			25	Upholstery	Shipping			COM Ydg	6	Ctn Wt	113	COL Sq Ft	144	Cu Ft	30	COM \$2,699 A \$2,765 B \$2,897 COL/C \$3,129 D \$3,426 E \$3,723 F \$4,186 G \$4,681 H \$5,209 I \$6,034 J \$7,025 L1 \$5,572 L2 \$6,364
Dimensions	D	W	H																												
Overall	34 ¼	44	30 ½																												
Seat	21	24	17 ¾																												
Arm			25																												
Upholstery	Shipping																														
COM Ydg	6	Ctn Wt	113																												
COL Sq Ft	144	Cu Ft	30																												
Single Seat Armless	<b>CVS3431-31</b> <ul style="list-style-type: none"> <li>· power available in the side of the upholstered chair, specify and add \$408 list, indicate right or left as seated and color</li> </ul> 	<table> <tr> <th>Dimensions</th><th>D</th><th>W</th><th>H</th></tr> <tr> <td>Overall</td><td>34 ¼</td><td>30 ½</td><td>30 ½</td></tr> <tr> <td>Seat</td><td>21</td><td>30 ½</td><td>17 ¾</td></tr> <tr> <td>Arm</td><td></td><td></td><td>-</td></tr> <tr> <th>Upholstery</th><th colspan="3">Shipping</th></tr> <tr> <td>COM Ydg</td><td>4 ½</td><td>Ctn Wt</td><td>91</td></tr> <tr> <td>COL Sq Ft</td><td>108</td><td>Cu Ft</td><td>22</td></tr> </table>	Dimensions	D	W	H	Overall	34 ¼	30 ½	30 ½	Seat	21	30 ½	17 ¾	Arm			-	Upholstery	Shipping			COM Ydg	4 ½	Ctn Wt	91	COL Sq Ft	108	Cu Ft	22	COM \$2,011 A \$2,061 B \$2,159 COL/C \$2,332 D \$2,555 E \$2,778 F \$3,125 G \$3,497 H \$3,892 I \$4,510 J \$5,256 L1 \$4,165 L2 \$4,760
Dimensions	D	W	H																												
Overall	34 ¼	30 ½	30 ½																												
Seat	21	30 ½	17 ¾																												
Arm			-																												
Upholstery	Shipping																														
COM Ydg	4 ½	Ctn Wt	91																												
COL Sq Ft	108	Cu Ft	22																												
Single Seat with Arm	<b>CVS3441-31-R</b> <b>CVS3441-31-L</b> <ul style="list-style-type: none"> <li>· tablet arm available, specify and add \$733 list, indicate finish or laminate</li> <li>· power available in the front of the upholstered chair, specify and add \$408 list, indicate color</li> </ul>  left shown	<table> <tr> <th>Dimensions</th><th>D</th><th>W</th><th>H</th></tr> <tr> <td>Overall</td><td>34 ¼</td><td>41</td><td>30 ½</td></tr> <tr> <td>Seat</td><td>21</td><td>29</td><td>17 ¾</td></tr> <tr> <td>Arm</td><td></td><td></td><td>25</td></tr> <tr> <th>Upholstery</th><th colspan="3">Shipping</th></tr> <tr> <td>COM Ydg</td><td>5</td><td>Ctn Wt</td><td>94</td></tr> <tr> <td>COL Sq Ft</td><td>120</td><td>Cu Ft</td><td>29</td></tr> </table>	Dimensions	D	W	H	Overall	34 ¼	41	30 ½	Seat	21	29	17 ¾	Arm			25	Upholstery	Shipping			COM Ydg	5	Ctn Wt	94	COL Sq Ft	120	Cu Ft	29	COM \$2,447 A \$2,503 B \$2,612 COL/C \$2,805 D \$3,052 E \$3,300 F \$3,685 G \$4,098 H \$4,538 I \$5,227 J \$6,052 L1 \$4,842 L2 \$5,502
Dimensions	D	W	H																												
Overall	34 ¼	41	30 ½																												
Seat	21	29	17 ¾																												
Arm			25																												
Upholstery	Shipping																														
COM Ydg	5	Ctn Wt	94																												
COL Sq Ft	120	Cu Ft	29																												
Corner Seat	<b>CVS3434-31-C</b> <ul style="list-style-type: none"> <li>· power available in the sides, specify right or left as seated, along with color and add \$408 list</li> <li>· fabric on seat of unit runs diagonal</li> </ul> 	<table> <tr> <th>Dimensions</th><th>D</th><th>W</th><th>H</th></tr> <tr> <td>Overall</td><td>34 ¼</td><td>34 ¼</td><td>30 ½</td></tr> <tr> <td>Seat</td><td>21</td><td>21</td><td>17 ¾</td></tr> <tr> <td>Arm</td><td></td><td></td><td>-</td></tr> <tr> <th>Upholstery</th><th colspan="3">Shipping</th></tr> <tr> <td>COM Ydg</td><td>5 ¼</td><td>Ctn Wt</td><td>77</td></tr> <tr> <td>COL Sq Ft</td><td>126</td><td>Cu Ft</td><td>24</td></tr> </table>	Dimensions	D	W	H	Overall	34 ¼	34 ¼	30 ½	Seat	21	21	17 ¾	Arm			-	Upholstery	Shipping			COM Ydg	5 ¼	Ctn Wt	77	COL Sq Ft	126	Cu Ft	24	COM \$2,438 A \$2,497 B \$2,613 COL/C \$2,815 D \$3,074 E \$3,336 F \$3,740 G \$4,173 H \$4,636 I \$5,357 J \$6,224 L1 \$4,953 L2 \$5,646
Dimensions	D	W	H																												
Overall	34 ¼	34 ¼	30 ½																												
Seat	21	21	17 ¾																												
Arm			-																												
Upholstery	Shipping																														
COM Ydg	5 ¼	Ctn Wt	77																												
COL Sq Ft	126	Cu Ft	24																												

Description	① Model	Specifications				List Price Per Grade	
<b>Ottoman</b> 	<b>CV03434-17</b> · power available in the sides, specify right, left or both, along with color and add \$408 list per unit	<b>Dimensions</b>	<b>D</b>	<b>W</b>	<b>H</b>	COM	\$1,469
		Overall	34	34	17	A	\$1,508
		Seat	34	34	17 ¾	B	\$1,586
		<b>Upholstery</b>	<b>Shipping</b>			COL/C	\$1,720
		COM Ydg	3 ½	Ctn Wt	68	D	\$1,893
		COL Sq Ft	84	Cu Ft	14	E	\$2,068
						F	\$2,337
						G	\$2,627
<b>Table</b> 	<b>CVT3434-17</b> · power available in surface, specify and add \$408 list, indicate color · surface available veneer or laminate	<b>Dimensions</b>	<b>D</b>	<b>W</b>	<b>H</b>	COM	\$1,534
		Overall	34	34	17	A	\$1,563
		<b>Upholstery</b>	<b>Shipping</b>			B	\$1,616
		COM Ydg	2 ½	Ctn Wt	93	COL/C	\$1,713
		COL Sq Ft	55	Cu Ft	14	D	\$1,837
						E	\$1,960
						F	\$2,153
						G	\$2,360
						H	\$2,580
						I	\$2,924
						J	\$3,336
						L1	\$2,620
						L2	\$2,924

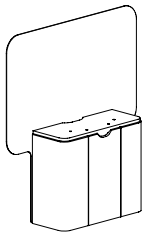
**To Order, Specify:**

- ① Model Number
- ② Table Surface Material [See Table Top Surface Options](#)
  - a.) Laminate Surface
  - b.) Veneer Surface
- ③ Fabric Selection - vendor, pattern and color  
Visit [www.jsifurniture.com/finishes-and-materials/textiles](http://www.jsifurniture.com/finishes-and-materials/textiles) for our textiles program. See selection of standard and graded in manufacturers and patterns.
- ④ Optional Tablet Arm - Indicate Left (TBL) or Right Arm (TBR) as seated; Laminate (L) or Veneer (V)
- ⑤ Optional Power Unit - Black (B) or White (W)

**Specifications**

- chair frame is puzzle jointed plywood construction
- back has a 3 ¾" tapered multi-density high resilience polyurethane foam
- arm has 3" multi-density polyurethane foam
- seat has synthetic sheet webbing and 5" multi-density high resilience polyurethane foam
- plastic foot standard
- linking brackets included



Description	① Model	Specifications				List Price Per Grade	
Media Panel for Runoff Table 	<b>CVP1249-52MEDT</b> <ul style="list-style-type: none"><li>· use with runoff table</li><li>· removable lower panel for wire management access</li><li>· wire management cutout in surface</li><li>· TV bracket available, specify and add \$417 list; accomodates up to 32" TV</li></ul>	Dimensions	D	W	H	COM	\$2,114
		Overall	12	49	52	A	\$2,164
		Upholstery	Shipping			B	\$2,264
		COM Ydg	4 ½	Ctn Wt	91	C	\$2,436
				Cu Ft	22	D	\$2,659
						E	\$2,883
						F	\$3,229
						G	\$3,600
						H	\$3,997
						I	\$4,615
						J	\$5,358

To Order, Specify:

- ① Model Number
- ② Surface Material [See Surface Material Options](#)

a.) Laminate Surface

b.) Veneer Surface
- ③ Leg

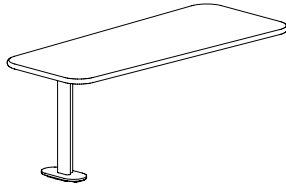
a.) Wood Finish [See Wood Finish Options](#)

b.) Paint Color [See Paint Color Options](#)
- ④ Fabric Selection - vendor, pattern and color  
Visit [www.jsifurniture.com/finishes-and-materials/textiles](http://www.jsifurniture.com/finishes-and-materials/textiles) for our textiles program. See selection of standard and graded in manufacturers and patterns.

Specifications

- case frame is puzzle jointed plywood construction
- solid hardwood leg cover
- standard with rubber cushion adjustable metal leveling glides on case
- railroad upholstery on screens (and case so they match unless otherwise specified)
- media unit ships assembled
- neoprene pad beneath table base to "self-level"
- media wall has removable lower panel for wire access
- 1 ¾" thick worksurface with a radiused corners and a bullnosed internal wood rim

Description	D	W	H	CTN WT	CU FT	① Model	List Price
Runoff Table for Media Panel		74	26 ½	98	20	CV2974-26ROMT	\$1,869
		50	26 ½	69	14	CV2950-26ROMT	\$1,714



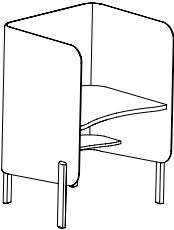
- use with CVP1249-52MEDT
- use two seat lounge with CV2950-26ROMT
- use three seat lounge with CV2974-26ROMT
- maple post standard
- walnut or white oak post available, specify and add \$131 list for CV2950-26ROMT and add \$168 list for CV2974-26ROMT
- surface available in veneer with bullnose or laminate with pvc edge
- edge of veneer table surface is maple, unless walnut or white oak legs are specified, then rim is same as leg species and upcharge applies
- edge of laminate table surface is matching pvc
- EC46 power unit available in surface, specify and add \$408 list, indicate color

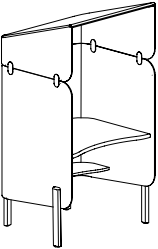
#### To Order, Specify:

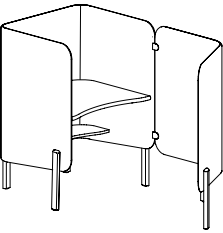
- ① Model Number
- ② Surface Material [See Surface Material Options](#)
  - a.) Laminate Surface
  - b.) Veneer Surface
- ③ Leg
  - a.) Wood Finish [See Wood Finish Options](#)
  - b.) Paint Color [See Paint Color Options](#)
- ④ Fabric Selection - vendor, pattern and color  
Visit [www.jsifurniture.com/finishes-and-materials/textiles](http://www.jsifurniture.com/finishes-and-materials/textiles) for our textiles program. See selection of standard and graded in manufacturers and patterns.
- ⑤ Metal Color [See Metal Color Options](#)
- ⑥ Optional Surface Power Unit

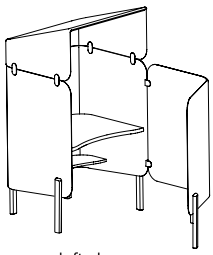
#### Specifications

- case frame is puzzle jointed plywood construction
- solid hardwood leg cover
- standard with rubber cushion adjustable metal leveling glides on case
- railroad upholstery on screens (and case so they match unless otherwise specified)
- media unit ships assembled
- runoff table requires field assembly and installation
- neoprene pad beneath table base to "self-level"
- media wall has removable lower panel for wire access
- TV bracket available on media wall; recommended TV size 32"
- 2" rectangular column - 14 guage steel - with solid wood cover on runoff table with integrated oval base with neoprene pads to "self-level"
- 1 ¾" thick worksurface with a bullnosed internal wood rim or pvc edge

Description	① Model	Specifications	List Price Per Grade
Desk Pod 	<b>CVD3439-52</b> · maple legs standard · walnut or white oak legs available, specify and add \$198 list · surface available in veneer with bullnose or laminate with pvc edge · edge of laminate table surface is matching pvc · table surface height is 29 ½" · power available in surface, specify and add \$408 list, indicate color	<b>Dimensions</b>	<b>COM \$4,249</b>
		<b>Overall</b> <b>D</b> <b>W</b> <b>H</b>	<b>A \$4,316</b>
		<b>Upholstery</b>	<b>B \$4,448</b>
		<b>Shipping</b>	<b>C \$4,680</b>
		<b>COM Ydg</b> <b>6</b> <b>Ctn Wt</b> <b>150</b>	<b>D \$4,977</b>
			<b>E \$5,274</b>
			<b>F \$5,735</b>
			<b>G \$6,231</b>
			<b>H \$6,759</b>
			<b>I \$7,584</b>
			<b>J \$8,575</b>

Desk Pod with Hood 	<b>CVD3439-72</b> · maple legs standard · walnut or white oak legs available, specify and add \$198 list · desk and surround ships assembled - hood ships separately · surface available in veneer with bullnose or laminate with pvc edge · edge of laminate table surface is matching pvc · table surface height is 29 ½" · power available in surface, specify and add \$408 list indicate color	<b>Dimensions</b>	<b>D</b>	<b>W</b>	<b>H</b>	<b>COM \$6,014</b>
		<b>Overall</b> <b>33 ½</b> <b>39</b> <b>72</b>				<b>A \$6,142</b>
		<b>Upholstery</b>		<b>Shipping</b>		<b>B \$6,395</b>
		<b>COM Ydg</b> <b>11 ½</b> <b>Ctn Wt</b> <b>210</b>				<b>C \$6,837</b>
				<b>Cu Ft</b> <b>67</b>		<b>D \$7,407</b>
						<b>E \$7,977</b>
						<b>F \$8,863</b>
						<b>G \$9,813</b>
						<b>H \$10,824</b>
						<b>I \$12,406</b>
						<b>J \$14,305</b>

Desk Pod with Privacy Wing 	<b>CVD7739-52-R</b> <b>CVD7739-52-L</b> · maple legs standard · walnut or white oak legs available, specify and add \$272 list · desk and surround ships assembled - wing ships separately · surface available in veneer with bullnose or laminate with pvc edge · edge of laminate table surface is matching pvc · table surface height is 29 ½" · power available in surface, specify and add \$408 list indicate color	<b>Dimensions</b>	<b>D</b>	<b>W</b>	<b>H</b>	<b>COM \$5,578</b>
		<b>Overall</b> <b>76 ½</b> <b>39</b> <b>52</b>				<b>A \$5,683</b>
		<b>Upholstery</b>		<b>Shipping</b>		<b>B \$5,892</b>
		<b>COM Ydg</b> <b>9 ½</b> <b>Ctn Wt</b> <b>201</b>				<b>C \$6,259</b>
				<b>Cu Ft</b> <b>76</b>		<b>D \$6,729</b>
						<b>E \$7,199</b>
						<b>F \$7,931</b>
						<b>G \$8,715</b>
						<b>H \$9,551</b>
						<b>I \$10,859</b>
						<b>J \$12,426</b>

Description	1 Model	Specifications			List Price Per Grade	
Desk Pod with Privacy Wing and Hood   left shown	<b>CVD7739-72-R</b>	<b>Dimensions</b>	<b>D</b>	<b>W</b>	<b>H</b>	<b>COM \$7,065</b>
	<b>CVD7739-72-L</b>	Overall	76 1/2	39	72	<b>A \$7,233</b>
	<ul style="list-style-type: none"> <li>maple legs standard</li> <li>walnut or white oak legs available, specify and add \$272 list</li> <li>desk and surround ships assembled - hood and wing ships separately</li> <li>surface available in veneer with bullnose or laminate with pvc edge</li> <li>edge of of laminate table surface is matching pvc</li> <li>table surface height is 29 1/2"</li> <li>power available in surface, specify and add \$408 list, indicate color</li> </ul>	<b>Upholstery</b>	<b>Shipping</b>			<b>B \$7,562</b>
		COM Ydg	15	Ctn Wt	261	<b>C \$8,140</b>
				Cu Ft	94	<b>D \$8,883</b>
						<b>E \$9,625</b>
						<b>F \$10,780</b>
						<b>G \$12,019</b>
						<b>H \$13,339</b>
						<b>I \$15,403</b>
						<b>J \$17,879</b>

**To Order, Specify:**

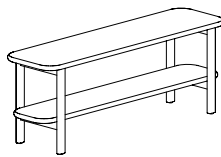
- 1 Model Number
- 2 Surface Material [See Surface Material Options](#)
  - a.) Laminate Surface
  - b.) Veneer Surface
- 3 Leg
  - a.) Wood Finish [See Wood Finish Options](#)
  - b.) Paint Color [See Paint Color Options](#)
- 4 Fabric Selection - vendor, pattern and color  
Visit [www.jsifurniture.com/finishes-and-materials/textiles](http://www.jsifurniture.com/finishes-and-materials/textiles) for our textiles program.  
See selection of standard and graded in manufacturers and patterns.
- 5 Metal Color [See Metal Color Options](#)
- 6 Optional Surface Power Unit

**Specifications**

- solid hardwood legs
- standard with rubber cushion adjustable metal leveling glides
- surrounds produced from molded plywood construction
- railroad upholstery on screens
- false welt detail around perimeter of surround
- 1 3/4" thick worksurface with a bullnosed internal wood rim or pvc edge

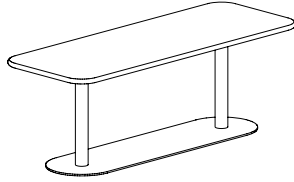
Description	❶ Model	Specifications				List Price Per Grade	
Media Credenza with Privacy Surround	<b>CV1864-48MCPS</b> <ul style="list-style-type: none"><li>· maple legs standard</li><li>· walnut or white oak legs available, specify and add \$420 list</li><li>· surface available in veneer with bullnose or laminate with pvc edge</li><li>· edge of laminate table surface is matching pvc</li><li>· table surface: 23"h</li><li>· wire management cutout in surface</li><li>· lower shelf at 9 ¼ from floor</li></ul>	Dimensions	D	W	H	COM	\$3,475
		Overall	18	64	48	A	\$3,536
		Upholstery		Shipping		B	\$3,659
		COM Ydg	5 ½	Ctn Wt	180	C	\$3,869
				Cu Ft	42	D	\$4,143
						E	\$4,414
						F	\$4,837
						G	\$5,291
						H	\$5,776
						I	\$6,534
						J	\$7,441

Description	D	W	H	CTN WT	CU FT	❶ Model	List Price
Media Credenza	17	62	23	89	18	<b>CV1762-23MC</b>	\$2,056



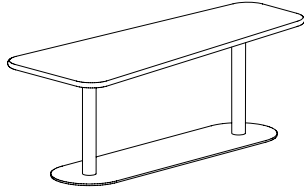
- maple legs standard
- walnut or white oak legs available, specify and add \$420 list
- surface available in veneer with bullnose or laminate with pvc edge
- edge of laminate table surface is matching pvc
- lower shelf at 9 ¼ from floor

Description	D	W	H	CTN WT	CU FT	① Model	List Price
Lounge Work Table - Rectangular	27 ½	74	26 ½	212	16	CV2974-26LWTR	\$4,154
	27 ½	50	26 ½	139	11	CV2950-26LWTR	\$2,870



- surface available in veneer with bullnose or laminate with pvc edge
- power available in surface, specify and add \$408 list, indicate color

Lounge Work Table - View	26 narrow end 29 wide end	74	26 ½	212	16	CV2974-26LWTV	\$4,154
	26 narrow end 29 wide end	50	26 ½	139	11	CV2950-26LWTV	\$2,870



- surface available in veneer with bullnose or laminate with pvc edge
- power available in surface, specify and add \$408 list, indicate color

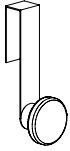
**To Order, Specify:**

- ① Model Number
- ② Surface Material [See Surface Material Options](#)
  - a.) Laminate Surface
  - b.) Veneer Surface
- ③ Leg
  - a.) Wood Finish [See Wood Finish Options](#)
  - b.) Paint Color [See Paint Color Options](#)
- ④ Fabric Selection - vendor, pattern and color  
Visit [www.jsifurniture.com/finishes-and-materials/textiles](http://www.jsifurniture.com/finishes-and-materials/textiles) for our textiles program.  
See selection of standard and graded in manufacturers and patterns.
- ⑤ Metal Color [See Metal Color Options](#)
- ⑥ Optional Surface Power Unit

**Specifications**

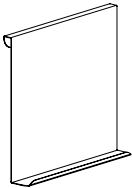
- 3" diameter column - 14 guage steel
- ¾" thick steel base
- neoprene pad beneath the base to "self-level"
- table required field assembly and installation
- 1 ¾' thick worksurface with a bullnosed internal wood rim or pvc edge

Description	D	W	H	CTN WT	CU FT	① Model	List Price
Coat Hook	3 1/8	2 1/2	7	2	1	CVA0307WS-KNOB	\$244

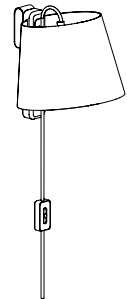


- maple knob standard
- walnut or white oak knob available, specify and add \$27 list
- supported by a metal hook
- maximum weight rating 10 lbs. (evenly distributed load)

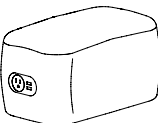
Markerboard	4	20	19	15	2	CVA-MARKBOARD	\$488
-------------	---	----	----	----	---	---------------	-------

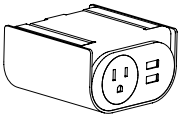


Sconce Light	10 1/2	9	9 5/8	9	4	CVA-SCONCE	\$623
--------------	--------	---	-------	---	---	------------	-------



- supported by a metal hook
- 15" graphite fabric cord
- cord mounted rocker on/off switch - three prong plug fabric power cord
- on/off switch on cord 32" from light - field assembly required
- maximum 60 watt light bulb, NOT included/LED bulb recommended
- select Maharam Mode Shade Fabric Color
- maple sconce support standard
- walnut or white oak available, specify and add \$27 list

Description	① Model	Specifications			List Price Per Grade	
<div>Power Bolster</div> <div></div>	<div>CVA-BOLSTER</div> <div><ul style="list-style-type: none"><li>· use between modular units</li><li>· includes fastening hardware to attach to seating in the field</li><li>· optional power, specify and add \$408 list</li><li>· simplex receptacle and dual powered USB-A</li><li>· 102" graphite fabric cord</li><li>· specify black or white</li></ul></div>	Dimensions			COM \$569	
			D	W	H	A \$579
		Overall	14 ½	8 ½	7 ½	B \$595
		Upholstery		Shipping		COL/C \$624
		COM Ydg	¾	Ctn Wt	15	D \$661
		COL Sq Ft	16	Cu Ft	1	E \$699
						F \$757
						G \$817
						H \$884
						I \$988
						J \$1,112
						L1 \$863
						L2 \$947

Description	D	W	H	CTN WT	CU FT	❶ Model	List Price
Under Surface/Side Mount Power	3 5/8	3 5/8	2 1/8	3	1	EC47	\$438
 <ul style="list-style-type: none"> <li>· simplex receptacle and dual powered USB-A</li> <li>· 108" graphite fabric cord</li> <li>· specify black or white</li> </ul>							

C  
O  
K  
C  
0  
0  
2  
0  
5

CAAV

**To Order, Specify:**

- ❶ Model Number
- ❷ Fabric Selection - vendor, pattern and color  
Visit [www.jsifurniture.com/finishes-and-materials/textiles](http://www.jsifurniture.com/finishes-and-materials/textiles) for our textiles program.  
See selection of standard and graded in manufacturers and patterns.
- ❸ Lamp Shade - Maharam - Mode  
See [www.maharam.com/products](http://www.maharam.com/products) for color selection



Cabaret Order Check List:



Specify:

☐ 1. Model Number

☐ 2. Wood Species - Maple (M)

☐ 3. Wood Base Finish

☐ 4. Fabric Selection - vendor, pattern and color

☐ 5. Base Selection - wood base standard; specify wood finish

A. Black Polyurethane Base - no upcharge

B. Black Pneumatic Jury Base - add \$203 list

☐ 6. Optional Plastic Bumper Guard - add \$25 list

Example:

CR1275 (model #)	M (wood species)	BAR (finish wood base)	MOMENTUM (fabric vendor)	VOX (pattern name)	MYSTIC (pattern color)
---------------------	---------------------	---------------------------	-----------------------------	-----------------------	---------------------------

1. Model Number

2. Wood Species - Maple (M)

3. Wood Finish Options:

Maple			
BAR	Barrel	MCH	Mocha
BRK	Brickdust	OBK	Outback
BUF	Buff	PIL	Pilsner
CSK	Cask	PIN	Pinnacle Walnut
CND	Cinder	RAV	Raven
CLY	Clay	RYE	Rye
EGR	Egret	SAB	Sable
FAW	Fawn	SAD	Saddle
FLX	Flax	SIE	Sienna
FLN	Flint	TRF	Truffle
FLO	Florence Walnut	UMB	Umber
LOF	Loft	VAL	Valley
MES	Mesa	WLH	Walnut Heights
MIN	Mineral		

4. Fabric Selection -Please supply the following:  
Fabric vendor/ Pattern name/ Pattern color

[For a complete list of JSI Standard and Graded-In Textiles click here](#)

When specifying contrasting upholstery, indicate clearly which upholstery is to be applied to the seat, back and arms. Use higher grade pricing.

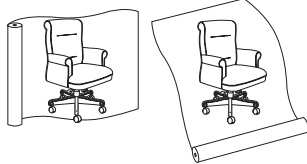
- Indicate direction of fabric - Railroaded or Up the Roll
- Please provide illustration, if available

All COM orders must include the following:

- Vendor's name, pattern name and color
- Sample of the fabric attached to order
- Model numbers of items for fabric application
- Special application instructions (e.g., all stripes will be applied front to back unless specified otherwise)
- Customer and purchase order number

Ship prepaid COM material to:  
JSI  
Attn: COM Department  
201 East Martin Street  
Receiving B, Dock 71  
Orleans, IN 47452

Application of fabric:  
Railroaded      Up the Roll

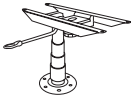


All COM orders will ship at standard lead time from receipt of COM except for orders requiring special custom matched finishes.

5. Base Selection - wood base standard; specify wood finish

A. Black polyurethane base - no upcharge

B. Black pneumatic jury base - add \$203 list





Pneumatic lift-  
NOT self-centering -  
Standard

6. Optional Plastic Bumper Guard - add \$25 list

CABARET

C  
O  
K  
C  
0  
0  
2  
0  
5

Description	① Model	Specifications				List Price Per Grade	
<div>Executive Swivel</div> <div></div>	<div>CR1275</div> <div><div>· overall height range is 44 ½ – 48</div><div>· seat height range is 20 – 23</div><div>· arm height range is 27 ½ – 30 ½</div></div>	Dimensions	D	W	H	COM	\$2,426
		Overall	26	28	48	A	\$2,484
		Seat	19 ½	19	23	B	\$2,591
		Arm			30 ½	COL/C	\$2,784
		Upholstery		Shipping		D	\$3,028
		COM Ydg	4	Ctn Wt	60	E	\$3,275
		COL Sq Ft	72	Cu Ft	19	F	\$3,532
						G	\$3,900
				H	\$4,293		
				I	\$4,906		
				J	\$5,643		
				L1	\$3,974		
				L2	\$4,368		

<div>Management Swivel</div> <div></div>	<div>CR1270</div> <div><div>· overall height range is 39 ½ – 43</div><div>· seat height range is 20 – 23</div><div>· arm height range is 27 ½ – 30 ½</div></div>	Dimensions	D	W	H	COM	\$2,339
		Overall	26	28	43	A	\$2,394
		Seat	19 ½	19	23	B	\$2,504
		Arm			30 ½	COL/C	\$2,695
		Upholstery		Shipping		D	\$2,940
		COM Ydg	4	Ctn Wt	55	E	\$3,187
		COL Sq Ft	72	Cu Ft	19	F	\$3,446
						G	\$3,813
						H	\$4,206
						I	\$4,820
						J	\$5,556
						L1	\$3,887
						L2	\$4,278

**To Order, Specify:**

- ① Model Number
- ② Wood Species - Maple (M)
- ③ Wood Base Finish [See Wood Base Finish Options](#)
- ④ Fabric Selection - vendor, pattern and color  
Visit [www.jsifurniture.com/finishes-and-materials/textiles](http://www.jsifurniture.com/finishes-and-materials/textiles) for our textiles program.  
See selection of standard and graded in manufacturers and patterns.
- ⑤ Base Selection - wood base standard; specify wood finish  
A. Black Polyurethane Base - no upcharge  
B. Black Pneumatic Jury Base - add \$203 list
- ⑥ Optional Plastic Bumper Guard - add \$25 list

**Specifications**

- Wood species - Maple.
- Seat has synthetic sheet webbing and 4" polyurethane foam.
- Back has polypropylene webbing and 2" polyurethane foam and integrated lumbar support.
- Arms have ½" polyurethane foam.
- Swivel models revolve, adjusts for height and tension, have knee-tilt with a non-tilt locking mechanism and wood base with antique brass hood over dual wheel casters.
- Spiral grooved hardwood dowels with corner blocks, glue and screws.

Cabaret Order Check List:



Specify:

- ☐ 1. Model Number
- ☐ 2. Wood Species - Maple (M)
- ☐ 3. Wood Leg Finish
- ☐ 4. Fabric Selection - vendor, pattern and color
- ☐ 5. Optional Rubber Cushion Nylon Glides - no upcharge

Example:

CR1271 | M | BAR | MOMENTUM | VOX | MYSTIC  
(model #) | (wood species) | (finish wood legs) | (fabric vendor) | (pattern name) | (pattern color)

1. Model Number

2. Wood Species - Maple (M)

3. Wood Leg Finish Options:

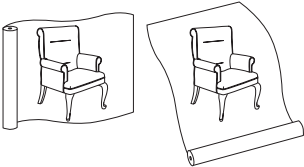
BAR	Barrel	MCH	Mocha
BRK	Brickdust	OBK	Outback
BUF	Buff	PIL	Pilsner
CSK	Cask	PIN	Pinnacle Walnut
CND	Cinder	RAV	Raven
CLY	Clay	RYE	Rye
EGR	Egret	SAB	Sable
FAW	Fawn	SAD	Saddle
FLX	Flax	SIE	Sienna
FLN	Flint	TRF	Truffle
FLO	Florence Walnut	UMB	Umber
LOF	Loft	VAL	Valley
MES	Mesa	WLH	Walnut Heights
MIN	Mineral		

All COM orders must include the following:

- Vendor's name, pattern name and color
- Sample of the fabric attached to order
- Model numbers of items for fabric application
- Special application instructions (e.g., all stripes will be applied front to back unless specified otherwise)
- Customer and purchase order number

Ship prepaid COM  
material to:  
JSI  
Attn: COM Department  
201 East Martin Street  
Receiving B, Dock 71  
Orleans, IN 47452

Application of fabric:  
Railroaded Up the Roll



All COM orders will ship at standard lead time from receipt of COM except for orders requiring special custom matched finishes.


5. Optional Rubber Cushion Nylon Glides - no upcharge

4. Fabric Selection –Please supply the following:  
Fabric vendor/ Pattern name/ Pattern color

For a complete list of JSI Standard and Graded-In Textiles click [here](#)

When specifying contrasting upholstery, indicate clearly which upholstery is to be applied to the seat, back and arms. Use higher grade pricing.

- Indicate direction of fabric - Railroaded or Up the Roll
- Please provide illustration, if available.

Description	① Model	Specifications				List Price Per Grade	
<div>Guest Chair</div> 	CR1271	Dimensions	D	W	H	COM	\$1,940
		Overall	31	29	38	A	\$1,997
		Seat	19 ½	19	19 ½	B	\$2,106
		Arm			27	COL/C	\$2,296
		Upholstery	Shipping			D	\$2,540
		COM Ydg	4	Ctn Wt	40	E	\$2,787
		COL Sq Ft	72	Cu Ft	14	F	\$3,047
						G	\$3,414
						H	\$3,806
						I	\$4,420
						J	\$5,158
						L1	\$3,488
						L2	\$3,880

**To Order, Specify:**

- ① Model Number
- ② Wood Species - Maple (M)
- ③ Wood Base Finish [See Wood Base Finish Options](#)
- ④ Fabric Selection - vendor, pattern and color  
Visit [www.jsifurniture.com/finishes-and-materials/textiles](http://www.jsifurniture.com/finishes-and-materials/textiles) for our textiles program.  
See selection of standard and graded in manufacturers and patterns.
- ⑤ Optional Plastic Bumper Guard - add \$25 list

**Specifications**

- Wood species - Maple.
- Seat has synthetic sheet webbing and 4" polyurethane foam.
- Back has polypropylene webbing and 2" polyurethane foam and integrated lumbar support.
- Arms have ½" polyurethane foam.
- Spiral grooved hardwood dowels with corner blocks, glue and screws.
- Standard with rubber cushion metal glides.

## Class Act Order Check List:



## Specify:

- ☐ 1. Model Number  
☐ 2. Wood Species - Red Oak (RO) or Maple (M)  
☐ 3. Wood Finish/Paint Color  
☐ 4. Fabric Selection - vendor, pattern and color  
☐ 5. Optional Linking Brackets - add \$41 list per chair/bench  
☐ 6. Optional Laser Engraved Back - specify location and size  
☐ 7. Optional Rubber Cushion Nylon Glides - no upcharge; LEG MODELS ONLY

## Example:

11C (model #)	RO (wood species)	HEN (finish)	MOMENTUM (fabric vendor)	VOX (pattern name)	MYSTIC (pattern color)
------------------	----------------------	-----------------	-----------------------------	-----------------------	---------------------------

## 1. Model Number

## 2. Wood Species - Red Oak (RO) or Maple (M)

## 3. Wood Base/Arm Cap Finish Options:

## Red Oak

BRW	Brownie	ECU	Ecru
CAN	Canyon	HEN	Henna
CIT	Citron	HNY	Honey
DES	Desert	NUT	Nut Brown

## Maple

BAR	Barrel	MCH	Mocha
BRK	Brickdust	OBK	Outback
BUF	Buff	PIL	Pilsner
CSK	Cask	PIN	Pinnacle Walnut
CND	Cinder	RAV	Raven
CLY	Clay	RYE	Rye
EGR	Egret	SAB	Sable
FAW	Fawn	SAD	Saddle
FLX	Flax	SIE	Sienna
FLN	Flint	TRF	Truffle
FLO	Florence Walnut	UMB	Umber
LOF	Loft	VAL	Valley
MES	Mesa	WLH	Walnut Heights
MIN	Mineral		

## Paint Color - add \$45 list per item;

BKD	Backdrop	NVL	Novel Lilac
BFX	Black Fox	PPL	Patchwork Plum
BRV	Bravado Red	PGR	Pewter Green
BWH	Bright White	QAL	Queen Anne Lilac
BRF	Broccoflower	RPT	Redend Point
BTT	Butternut	ROS	Rose Tan
CCY	Canyon Clay	SAU	Saucy Gold
CHT	Chatroom	SVP	Silverplate
DEN	Denim	SKS	Skyline Steel
GAL	Gale Force	STM	Storm
GRV	Greek Villa	TRC	Tricorn Black
KGR	Kendal Green	UKH	Universal Khaki
NWH	Nonchalant White	WBL	Windy Blue

## 4. Fabric Selection - Please supply the following:

Fabric vendor/ Pattern name/ Pattern color

[For a complete list of JSI Standard and Graded-In Textiles click here](#)

When specifying contrasting upholstery, indicate clearly which upholstery is to be applied to the seat and back. Use higher grade pricing.

- Indicate direction of fabric - Railroaded or Up the Roll
- Please provide illustration, if available

## All COM orders must include the following:

- Vendor's name, pattern name and color
- Sample of the fabric attached to order
- Model numbers of items for fabric application front to back unless specified otherwise)
- Customer and purchase order number

## Ship prepaid COM

material to:

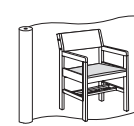
JSI

Attn: COM Department  
 201 East Martin Street  
 Receiving B, Dock 71  
 Orleans, IN 47452

## Application of fabric:

Railroaded

Up the Roll



All COM orders will ship at standard lead time from receipt of COM except for orders requiring special custom matched finishes.

## 5. Optional Linking Brackets - add \$41 list per chair/bench



## 6. Optional Laser Engraved Back - available on models 11A/C, 12A/C, 18A/C and 19A/C. See page VIII of the intro for details.



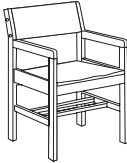

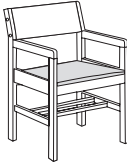
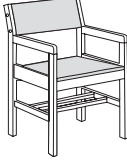
## Specify:

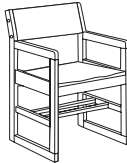
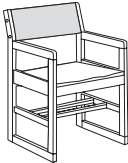
- location - inside/outside of back
- size of design

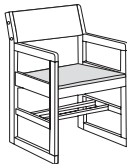
## Class Act

C  
O  
K  
C  
0  
0  
2  
0  
5

CLASS ACT

Description		① Model	Specifications				List Price Per Grade	
<b>Arm</b>  <b>11A</b> all wood	 <b>11B</b> uph. back	<b>11A All Wood</b>	<b>Dimensions</b>	<b>D</b>	<b>W</b>	<b>H</b>	<b>All Wood</b> \$544	
		<b>11B Uph. Back</b> <ul style="list-style-type: none"><li>• optional linking brackets - add \$41 list per chair</li><li>• optional laser engraved back, specify location and size - see page VIII of Seating Price List online for details (A model only)</li><li>• coordinating Children's collection - see page <a href="#">CA8</a></li><li>• optional casters - add \$123 list for a set of 4 casters</li></ul>	Overall	22	21	32 ¼	<b>COM</b> \$626	
			Seat	18	19	18	<b>A</b> \$647	
			Arm	25 ¼			<b>B</b> \$668	
			<b>Upholstery</b>	<b>Shipping</b>			<b>COL/C</b> \$705	
			COM Ydg	¾	Ctn Wt	30	<b>D</b> \$752	
			COL Sq Ft	9	Cu Ft	10	<b>E</b> \$803	
							<b>F</b> \$853	
							<b>G</b> \$923	
							<b>H</b> \$1,000	
							<b>I</b> \$1,120	
							<b>J</b> \$1,265	
							<b>L1</b> \$939	
							<b>L2</b> \$1,014	
<hr/>								
<b>Arm</b> 		<b>11C Uph. Seat</b> <ul style="list-style-type: none"><li>• optional linking brackets - add \$41 list per chair</li><li>• optional laser engraved back, specify location and size - see page VIII of Seating Price List online for details</li><li>• coordinating Children's collection - see page <a href="#">CA8</a></li><li>• optional casters - add \$123 list for a set of 4 casters</li></ul>	<b>Dimensions</b>	<b>D</b>	<b>W</b>	<b>H</b>	<b>COM</b> \$626	
			Overall	22	21	32 ¼	<b>A</b> \$647	
			Seat	18	19	18	<b>B</b> \$668	
			Arm	25 ¼			<b>COL/C</b> \$705	
			<b>Upholstery</b>	<b>Shipping</b>			<b>D</b> \$752	
			COM Ydg	¾	Ctn Wt	30	<b>E</b> \$803	
			COL Sq Ft	9	Cu Ft	10	<b>F</b> \$853	
							<b>G</b> \$923	
							<b>H</b> \$1,000	
							<b>I</b> \$1,120	
							<b>J</b> \$1,265	
							<b>L1</b> \$939	
							<b>L2</b> \$1,014	
<hr/>								
<b>Arm</b> 		<b>11D Uph. Seat/Back</b> <ul style="list-style-type: none"><li>• optional linking brackets - add \$41 list per chair</li><li>• coordinating Children's collection - see page <a href="#">CA8</a></li><li>• optional casters - add \$123 list for a set of 4 casters</li></ul>	<b>Dimensions</b>	<b>D</b>	<b>W</b>	<b>H</b>	<b>COM</b> \$693	
			Overall	22	21	32 ¼	<b>A</b> \$716	
			Seat	18	19	18	<b>B</b> \$737	
			Arm	25 ¼			<b>COL/C</b> \$775	
			<b>Upholstery</b>	<b>Shipping</b>			<b>D</b> \$822	
			COM Ydg	¾	Ctn Wt	30	<b>E</b> \$869	
			COL Sq Ft	18	Cu Ft	10	<b>F</b> \$918	
							<b>G</b> \$990	
							<b>H</b> \$1,068	
							<b>I</b> \$1,189	
							<b>J</b> \$1,330	
							<b>L1</b> \$1,006	
							<b>L2</b> \$1,082	

Description		① Model	Specifications				List Price Per Grade	
Arm		<b>12A All Wood</b>	Dimensions	D	W	H	All Wood	\$560
		<b>12B Uph. Back</b> <ul style="list-style-type: none"><li>• optional linking brackets - add \$41 list per chair</li><li>• optional laser engraved back, specify location and size - see page VIII of Seating Price List online for details (A model only)</li><li>• coordinating Children's collection - see page <a href="#">CA8</a></li></ul>	Overall	20 ¾	21	32 ¼	COM	\$637
	<b>12A</b> all wood		Seat	18	19	18	A	\$660
	<b>12B</b> uph. back		Arm			25	B	\$681
			Upholstery		Shipping		COL/C	\$717
			COM Ydg	¾	Ctn Wt	32	D	\$765
			COL Sq Ft	9	Cu Ft	10	E	\$811
							F	\$866
							G	\$938
							H	\$1,012
							I	\$1,130
							J	\$1,277
							L1	\$950
							L2	\$1,026

Arm		<b>12C Uph. Seat</b> <ul style="list-style-type: none"><li>• optional linking brackets - add \$41 list per chair</li><li>• optional laser engraved back, specify location and size - see page VIII of Seating Price List online for details</li><li>• coordinating Children's collection - see page <a href="#">CA8</a></li></ul>	Dimensions	D	W	H	COM	\$637
			Overall	20 ¾	21	32 ¼	A	\$660
			Seat	18	19	18	B	\$681
			Arm			25	COL/C	\$717
			Upholstery		Shipping		D	\$765
			COM Ydg	¾	Ctn Wt	32	E	\$811
			COL Sq Ft	9	Cu Ft	10	F	\$866
							G	\$938
							H	\$1,012
							I	\$1,130
							J	\$1,277
							L1	\$950
							L2	\$1,026

**To Order, Specify:**

- Model Number
- Wood Species - Red Oak (RO) or Maple (M)
- Wood Finish/Paint Color [See Wood Finish/Paint Color Options](#)
- Fabric Selection - vendor, pattern and color  
Visit [www.jsifurniture.com/finishes-and-materials/textiles](http://www.jsifurniture.com/finishes-and-materials/textiles) for our textiles program.  
See selection of standard and graded in manufacturers and patterns.
- Optional Linking Brackets - add \$41 list per chair
- Optional Laser Engraving Back Imprint - specify location and size; see page VIII of Seating Price List online for details.  
**(A and C MODELS ONLY)**
- Optional Rubber Cushion Nylon Glides - no upcharge

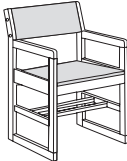
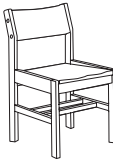
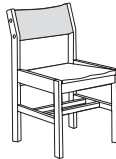
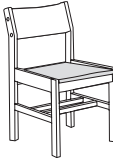
**LEG MODELS ONLY****Specifications**

- Wood species - Red Oak or Maple.
- Two stretcher shelf for added stability.
- Seat is upholstered with 1 ½" polyurethane foam and synthetic sheet webbing for added comfort.
- Back is upholstered front and back with 1" polyurethane foam.
- Mortise and tenon construction with corner blocks, glue and screws.
- Coordinating Children's collection. See page [CA8](#).
- Standard with rubber cushion metal glides (leg models only).


## Class Act

C  
O  
K  
C  
0  
0  
2  
0  
5

CLASS ACT

Description		① Model	Specifications				List Price Per Grade	
<div>Arm</div> <div></div>	<div>12D Uph. Seat/Back</div> <div><ul style="list-style-type: none"><li>• optional linking brackets - add \$41 list per chair</li><li>• coordinating Children's collection - see page <a href="#">CA8</a></li></ul></div>	Dimensions	D	W	H	COM	\$706	
		Overall	20 ¾	21	32 ¼	A	\$730	
		Seat	18	19	18	B	\$748	
		Arm			25	COL/C	\$787	
		Upholstery		Shipping		D	\$836	
		COM Ydg	¾	Ctn Wt	32	E	\$885	
		COL Sq Ft	18	Cu Ft	10	F	\$933	
						G	\$1,006	
						H	\$1,082	
						I	\$1,202	
				J	\$1,346			
				L1	\$1,020			
				L2	\$1,097			
<div>Armless</div> <div><div></div><div></div><div><div>18A</div><div>all wood</div></div><div><div>18B</div><div>uph. back</div></div></div>	<div>18A All Wood</div> <div>18B Uph. Back</div> <div><ul style="list-style-type: none"><li>• optional linking brackets - add \$41 list per chair</li><li>• optional laser engraved back, specify location and size - see page VIII of Seating Price List online for details (A model only)</li><li>• coordinating Children's collection - see page <a href="#">CA8</a></li><li>• optional casters - add \$123 list for a set of 4 casters</li></ul></div>	Dimensions	D	W	H	All Wood	\$500	
		Overall	20 ½	19	32 ½	COM	\$580	
		Seat	18 ¼	17	18	A	\$604	
		Upholstery		Shipping		B	\$624	
		COM Ydg	¾	Ctn Wt	25	COL/C	\$664	
		COL Sq Ft	9	Cu Ft	10	D	\$710	
						E	\$756	
						F	\$807	
						G	\$881	
						H	\$957	
				I	\$1,077			
				J	\$1,220			
				L1	\$893			
				L2	\$973			
<div>Armless</div> <div></div>	<div>18C Uph. Seat</div> <div><ul style="list-style-type: none"><li>• optional linking brackets - add \$41 list per chair</li><li>• optional laser engraved back, specify location and size - see page VIII of Seating Price List online for details</li><li>• coordinating Children's collection - see page <a href="#">CA8</a></li><li>• optional casters - add \$123 list for a set of 4 casters</li></ul></div>	Dimensions	D	W	H	COM	\$580	
		Overall	20 ½	19	32 ½	A	\$604	
		Seat	18 ¼	17	18	B	\$624	
		Upholstery		Shipping		COL/C	\$664	
		COM Ydg	¾	Ctn Wt	25	D	\$710	
		COL Sq Ft	9	Cu Ft	10	E	\$756	
						F	\$807	
						G	\$881	
						H	\$957	
						I	\$1,077	
				J	\$1,220			
				L1	\$893			
				L2	\$973			



Description	① Model	Specifications				List Price Per Grade	
Armless 	<b>18D Uph. Seat/Back</b> • optional linking brackets - add \$41 list per chair • coordinating Children's collection - see page <a href="#">CA8</a> • optional casters - add \$123 list for a set of 4 casters	<b>Dimensions</b>	<b>D</b>	<b>W</b>	<b>H</b>	COM	\$649
		Overall	20 ½	19	32 ½	A	\$670
		Seat	18 ¼	17	18	B	\$693
		<b>Upholstery</b>	<b>Shipping</b>			COL/C	\$730
		COM Ydg	¾	Ctn Wt	25	D	\$779
		COL Sq Ft	18	Cu Ft	10	E	\$826
						F	\$879
						G	\$949
						H	\$1,024
						I	\$1,145
						J	\$1,289
						L1	\$961
						L2	\$1,039

**To Order, Specify:**

- ① Model Number
- ② Wood Species - Red Oak (RO) or Maple (M)
- ③ Wood Finish/Paint Color [See Wood Finish/Paint Color Options](#)
- ④ Fabric Selection - vendor, pattern and color  
Visit [www.jsifurniture.com/finishes-and-materials/textiles](http://www.jsifurniture.com/finishes-and-materials/textiles) for our textiles program.  
See selection of standard and graded in manufacturers and patterns.
- ⑤ Optional Linking Brackets - add \$41 list per chair
- ⑥ Optional Laser Engraving Back Imprint - specify location and size; see page VIII of Seating Price List online for details.  
**(A and C MODELS ONLY)**
- ⑦ Optional Rubber Cushion Nylon Glides - no upcharge

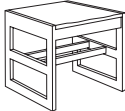

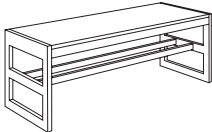
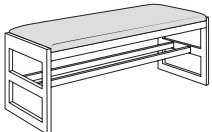
**LEG MODELS ONLY****Specifications**

- Wood species - Red Oak or Maple.
- Two stretcher shelf for added stability.
- Seat is upholstered with 1 ½" polyurethane foam and synthetic sheet webbing for added comfort.
- Back is upholstered front and back with 1" polyurethane foam.
- Mortise and tenon construction with corner blocks, glue and screws.
- Coordinating Children's collection. See page [CA8](#).
- Standard with rubber cushion metal glides (leg models only).

## Class Act

C  
O  
K  
C  
0  
0  
2  
0  
5

Description	Model	Specifications	List Price Per Grade																								
Armless	<b>19A All Wood</b> <b>19B Uph. Back</b> <ul style="list-style-type: none"> <li>optional linking brackets - add \$41 list per chair</li> <li>optional laser engraved back, specify location and size - see page VIII of Seating Price List online for details (A model only)</li> <li>coordinating Children's collection - see page <a href="#">CA8</a></li> </ul>	<table> <tr> <th>Dimensions</th><th>D</th><th>W</th><th>H</th></tr> <tr> <td>Overall</td><td>20 ½</td><td>19</td><td>32 ¼</td></tr> <tr> <td>Seat</td><td>18</td><td>17</td><td>18</td></tr> <tr> <th>Upholstery</th><th colspan="3">Shipping</th></tr> <tr> <td>COM Ydg</td><td>¾</td><td>Ctn Wt</td><td>28</td></tr> <tr> <td>COL Sq Ft</td><td>9</td><td>Cu Ft</td><td>10</td></tr> </table>	Dimensions	D	W	H	Overall	20 ½	19	32 ¼	Seat	18	17	18	Upholstery	Shipping			COM Ydg	¾	Ctn Wt	28	COL Sq Ft	9	Cu Ft	10	All Wood \$513 COM \$596 A \$617 B \$636 COL/C \$674 D \$721 E \$771 F \$817 G \$892 H \$971 I \$1,087 J \$1,232 L1 \$908 L2 \$981
Dimensions	D	W	H																								
Overall	20 ½	19	32 ¼																								
Seat	18	17	18																								
Upholstery	Shipping																										
COM Ydg	¾	Ctn Wt	28																								
COL Sq Ft	9	Cu Ft	10																								
Armless	<b>19C Uph. Seat</b> <ul style="list-style-type: none"> <li>optional linking brackets - add \$41 list per chair</li> <li>optional laser engraved back, specify location and size - see page VIII of Seating Price List online for details</li> <li>coordinating Children's collection - see page <a href="#">CA8</a></li> </ul>	<table> <tr> <th>Dimensions</th><th>D</th><th>W</th><th>H</th></tr> <tr> <td>Overall</td><td>20 ½</td><td>19</td><td>32 ¼</td></tr> <tr> <td>Seat</td><td>18</td><td>17</td><td>18</td></tr> <tr> <th>Upholstery</th><th colspan="3">Shipping</th></tr> <tr> <td>COM Ydg</td><td>¾</td><td>Ctn Wt</td><td>28</td></tr> <tr> <td>COL Sq Ft</td><td>9</td><td>Cu Ft</td><td>10</td></tr> </table>	Dimensions	D	W	H	Overall	20 ½	19	32 ¼	Seat	18	17	18	Upholstery	Shipping			COM Ydg	¾	Ctn Wt	28	COL Sq Ft	9	Cu Ft	10	COM \$596 A \$617 B \$636 COL/C \$674 D \$721 E \$771 F \$817 G \$892 H \$971 I \$1,087 J \$1,232 L1 \$908 L2 \$981
Dimensions	D	W	H																								
Overall	20 ½	19	32 ¼																								
Seat	18	17	18																								
Upholstery	Shipping																										
COM Ydg	¾	Ctn Wt	28																								
COL Sq Ft	9	Cu Ft	10																								
Armless	<b>19D Uph. Seat/Back</b> <ul style="list-style-type: none"> <li>optional linking brackets - add \$41 list per chair</li> <li>coordinating Children's collection - see page <a href="#">CA8</a></li> </ul>	<table> <tr> <th>Dimensions</th><th>D</th><th>W</th><th>H</th></tr> <tr> <td>Overall</td><td>20 ½</td><td>19</td><td>32 ¼</td></tr> <tr> <td>Seat</td><td>18</td><td>17</td><td>18</td></tr> <tr> <th>Upholstery</th><th colspan="3">Shipping</th></tr> <tr> <td>COM Ydg</td><td>¾</td><td>Ctn Wt</td><td>28</td></tr> <tr> <td>COL Sq Ft</td><td>18</td><td>Cu Ft</td><td>10</td></tr> </table>	Dimensions	D	W	H	Overall	20 ½	19	32 ¼	Seat	18	17	18	Upholstery	Shipping			COM Ydg	¾	Ctn Wt	28	COL Sq Ft	18	Cu Ft	10	COM \$664 A \$683 B \$705 COL/C \$743 D \$788 E \$837 F \$888 G \$960 H \$1,036 I \$1,157 J \$1,298 L1 \$975 L2 \$1,053
Dimensions	D	W	H																								
Overall	20 ½	19	32 ¼																								
Seat	18	17	18																								
Upholstery	Shipping																										
COM Ydg	¾	Ctn Wt	28																								
COL Sq Ft	18	Cu Ft	10																								

Description		① Model	Specifications				List Price Per Grade	
Bench 19"w		25A All Wood 25C Uph. Seat · optional linking brackets - add \$41 list per bench	Dimensions	D	W	H	All Wood	\$597
			Overall	19	19	18	COM	\$597
			Seat	19	17	18	A	\$618
25A all wood			Upholstery	Shipping			B	\$637
25C uph. seat			COM Ydg	¾	Ctn Wt	22	COL/C	\$675
			COL Sq Ft	9	Cu Ft	5	D	\$723
							E	\$772
							F	\$822
							G	\$893
							H	\$973
							I	\$1,088
							J	\$1,233
							L1	\$910
							L2	\$983
Bench 48"w		26A All Wood 26C Uph. Seat · optional linking brackets - add \$41 list per bench	Dimensions	D	W	H	All Wood	\$924
			Overall	19	48	18	COM	\$917
			Seat	19	46	18	A	\$943
26A all wood			Upholstery	Shipping			B	\$962
26C uph. seat			COM Ydg	¾	Ctn Wt	34	COL/C	\$1,004
			COL Sq Ft	23	Cu Ft	13	D	\$1,050
							E	\$1,099
							F	\$1,147
							G	\$1,220
							H	\$1,296
							I	\$1,416
							J	\$1,560
							L1	\$1,233
							L2	\$1,310

#### To Order, Specify:

- Model Number
- Wood Species - Red Oak (RO) or Maple (M)
- Wood Finish/Paint Color [See Wood Finish/Paint Color Options](#)
- Fabric Selection - vendor, pattern and color  
Visit [www.jsifurniture.com/finishes-and-materials/textiles](http://www.jsifurniture.com/finishes-and-materials/textiles) for our textiles program.  
See selection of standard and graded in manufacturers and patterns.
- Optional Linking Brackets - add \$41 list per chair
- Optional Laser Engraving Back Imprint - specify location and size; see page VIII of Seating Price List online for details.  
**(A and C MODELS ONLY)**
- Optional Rubber Cushion Nylon Glides - no upcharge

**LEG MODELS ONLY**

#### Specifications

- Wood species - Red Oak or Maple.
- Two stretcher shelf for added stability.
- Seat is upholstered with 1 ½" polyurethane foam and synthetic sheet webbing for added comfort.
- Back is upholstered front and back with 1" polyurethane foam.
- Mortise and tenon construction with corner blocks, glue and screws.
- Coordinating Children's collection. See page [CA8](#).
- Standard with rubber cushion metal glides (leg models only).

Class Act

Class Act Children's Order Check List:



- Specify:**
- ☐ 1. Model Number
  - ☐ 2. Wood Species - Red Oak (RO) or Maple (M)
  - ☐ 3. Wood Finish/Paint Color
  - ☐ 4. Fabric Selection - vendor, pattern and color
  - ☐ 5. Optional Linking Brackets - add \$41 list per chair
  - ☐ 6. Optional Laser Engraved Back - specify location
  - ☐ 7. Optional Casters - add \$123 list; standard seat height maintained; LEG MODELS ONLY
  - ☐ 8. Optional Rubber Cushion Nylon Glides - no upcharge; LEG MODELS ONLY

Example:

16C | RO | HEN | MOMENTUM | VOX | MYSTIC  
(model #) | (wood species) | (finish) | (fabric vendor) | (pattern name) | (pattern color)

1. Model Number

2. Wood Species - Red Oak (RO) or Maple (M)

3. Wood Finish/Paint Color Options:

Red Oak

BRW	Brownie	ECU	Ecru
CAN	Canyon	HEN	Henna
CIT	Citron	HNY	Honey
DES	Desert	NUT	Nut Brown

Maple

BAR	Barrel	MCH	Mocha
BRK	Brickdust	OBK	Outback
BUF	Buff	PIL	Pilsner
CSK	Cask	PIN	Pinnacle Walnut
CND	Cinder	RAV	Raven
CLY	Clay	RYE	Rye
EGR	Egret	SAB	Sable
FAW	Fawn	SAD	Saddle
FLX	Flax	SIE	Sienna
FLN	Flint	TRF	Truffle
FLO	Florence Walnut	UMB	Umbre
LOF	Loft	VAL	Valley
MES	Mesa	WLH	Walnut Heights
MIN	Mineral		

Paint Color - add \$45 list per item;  
Not available with Laser Engraved option

BKD	Backdrop	NVL	Novel Lilac
BFX	Black Fox	PPL	Patchwork Plum
BRV	Bravado Red	PGR	Pewter Green
BWH	Bright White	QAL	Queen Anne Lilac
BRF	Broccoflower	RPT	Redend Point
BTT	Butternut	ROS	Rose Tan
CCY	Canyon Clay	SAU	Saucy Gold
CHT	Chatroom	SVP	Silverplate
DEN	Denim	SKS	Skyline Steel
GAL	Gale Force	STM	Storm
GRV	Greek Villa	TRC	Tricorn Black
KGR	Kendal Green	UKH	Universal Khaki
NWH	Nonchalant White	WBL	Windy Blue

4. Fabric Selection - Please supply the following:  
Fabric vendor/ Pattern name/ Pattern color

[For a complete list of JSI Standard and Graded-In Textiles click here](#)

When specifying contrasting upholstery, indicate clearly which upholstery is to be applied to the seat and back. Use higher grade pricing.

- Indicate direction of fabric - Railroaded or Up the Roll
- Please provide illustration, if available

All COM orders must include the following:

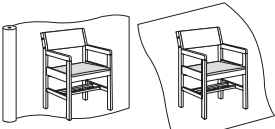
- Vendor's name, pattern name and color
- Sample of the fabric attached to order
- Model numbers of items for fabric application
- Special application instructions (e.g., all stripes will be applied front to back unless specified otherwise)
- Customer and purchase order number

Ship prepaid COM  
material to:

JSI  
Attn: COM Department  
201 East Martin Street  
Receiving B, Dock 71  
Orleans, IN 47452

Application of fabric:

Railroaded Up the Roll



All COM orders will ship at standard lead time from receipt of COM except for orders requiring special custom matched finishes.

5. Optional Linking Brackets - add \$41 list per chair







6. Optional Laser Engraved Back - available on models 14A/C, 15A/C, 16A/C and 17A/C. See page VIII of Seating Price List online for details.



- Specify:
- location - inside/outside of back
  - size of design

7. Optional Casters - add \$123 list; standard seat height maintained. LEG MODELS ONLY

8. Optional Rubber Cushion Nylon Glides - no upcharge  
LEG MODELS ONLY

Description	Model	Specifications				List Price Per Grade	
<b>Armless 14" h</b>   <b>14A</b> all wood   <b>14B</b> uph. back   <b>14C</b> uph. seat	<b>14A All Wood</b> <b>14B Uph. Back</b> <b>14C Uph. Seat</b> • optional laser engraved back, specify location and size - see page VIII of Seating Price List online for details (A and C models only)	<b>Dimensions</b> Overall Seat <b>Upholstery</b> COM Ydg COL Sq Ft	<b>D</b> 15 13 2 2/3 8	<b>W</b> 15 13 Ctn Wt 17 Cu Ft 4	<b>H</b> 25 14 17 4	All Wood COM A B COL/C D E F G H I J L1 L2	\$450 \$536 \$559 \$574 \$608 \$649 \$693 \$740 \$803 \$869 \$976 \$1,102 \$811 \$882
<b>Armless 14" h</b>  	<b>14D Uph. Seat/Back</b>	<b>Dimensions</b> Overall Seat <b>Upholstery</b> COM Ydg COL Sq Ft	<b>D</b> 15 13 2 2/3 16	<b>W</b> 15 13 Ctn Wt 17 Cu Ft 4	<b>H</b> 25 14 17 4	COM A B COL/C D E F G H I J L1 L2	\$604 \$622 \$641 \$675 \$717 \$759 \$805 \$868 \$938 \$1,043 \$1,171 \$882 \$950

**To Order, Specify:**

- Model Number
- Wood Species - Red Oak (RO) or Maple (M)
- Wood Finish/Paint Color [See Wood Finish/Paint Color Options](#)
- Fabric Selection - vendor, pattern and color  
Visit [www.jsifurniture.com/finishes-and-materials/textiles](http://www.jsifurniture.com/finishes-and-materials/textiles) for our textiles program.  
See selection of standard and graded in manufacturers and patterns.
- Optional Linking Brackets - add \$41 list per chair
- Optional Laser Engraving Back Imprint - specify location and size; see page VIII of Seating Price List online for details.  
**(A and C MODELS ONLY)**
- Optional Rubber Cushion Nylon Glides - no upcharge









**LEG MODELS ONLY**
**Specifications**



- Wood species - Red Oak or Maple.
- Two stretcher shelf for added stability.
- Seat is upholstered with 1 1/2" polyurethane foam and synthetic sheet webbing for added comfort.
- Back is upholstered front and back with 1" polyurethane foam.
- Mortise and tenon construction with corner blocks, glue and screws.
- Coordinating Children's collection. See page [CA8](#).
- Standard with rubber cushion metal glides (leg models only).

Class Act

C  
O  
K  
C  
0  
0  
2  
0  
5

CLASS ACT

Description	Model	Specifications				List Price Per Grade	
<div>Armless 14"h</div> <div> <b>15A</b> all wood</div> <div> <b>15C</b> uph. seat</div>	<b>15A All Wood</b>	<b>Dimensions</b>	<b>D</b>	<b>W</b>	<b>H</b>	All Wood	\$469
	<b>15B Uph. Back</b>	Overall	15	15	25	COM	\$545
	<b>15C Uph. Seat</b>	Seat	13	13	14	A	\$566
	· optional laser engraved back, specify location and size - see page VIII of Seating Price List online for details (A and C models only)	<b>Upholstery</b>	<b>Shipping</b>			B	\$583
		COM Ydg	⅔	Ctn Wt	17	COL/C	\$618
		COL Sq Ft	8	Cu Ft	4	D	\$662
						E	\$704
						F	\$747
						G	\$810
						H	\$881
<div>Armless 14"h</div> <div></div>	<b>15D Uph. Seat/Back</b>	<b>Dimensions</b>	<b>D</b>	<b>W</b>	<b>H</b>	I	\$986
		Overall	15	15	25	J	\$1,115
		Seat	13	13	14	L1	\$825
		<b>Upholstery</b>	<b>Shipping</b>			L2	\$892
		COM Ydg	⅔	Ctn Wt	17		
		COL Sq Ft	16	Cu Ft	4		
<div>Armless 16"h</div> <div> <b>16A</b> all wood</div> <div> <b>16C</b> uph. seat</div>	<b>16A All Wood</b>	<b>Dimensions</b>	<b>D</b>	<b>W</b>	<b>H</b>	All Wood	\$469
	<b>16B Uph. Back</b>	Overall	16	17	28 ¾	COM	\$545
	<b>16C Uph. Seat</b>	Seat	14	15	16	A	\$566
	· optional laser engraved back, specify location and size - see page VIII of Seating Price List online for details (A and C models only)	<b>Upholstery</b>	<b>Shipping</b>			B	\$583
		COM Ydg	⅔	Ctn Wt	20	COL/C	\$618
		COL Sq Ft	8	Cu Ft	7	D	\$662
						E	\$704
						F	\$747
						G	\$810
						H	\$881
<div>Armless 16"h</div> <div></div>	<b>16D Uph. Seat/Back</b>	<b>Dimensions</b>	<b>D</b>	<b>W</b>	<b>H</b>	I	\$986
		Overall	16	17	28 ¾	J	\$1,115
		Seat	14	15	16	L1	\$825
		<b>Upholstery</b>	<b>Shipping</b>			L2	\$892
		COM Ydg	⅔	Ctn Wt	20		
		COL Sq Ft	16	Cu Ft	7		

Description	Model	Specifications				List Price Per Grade	
Armless 16"h	17A All Wood	Dimensions	D	W	H	All Wood	\$479
	17B Uph. Back	Overall	16	17	28 ¾	COM	\$564
	17C Uph. Seat	Seat	14	15	16	A	\$579
	• optional laser engraved back, specify location and size - see page VIII of Seating Price List online for details (A and C models only)	Upholstery	Shipping			B	\$601
		COM Ydg	¾	Ctn Wt	20	COL/C	\$634
		COL Sq Ft	8	Cu Ft	7	D	\$675
						E	\$718
						F	\$763
						G	\$828
						H	\$894
						I	\$1,004
						J	\$1,127
						L1	\$840
						L2	\$908

**To Order, Specify:**

- Model Number
- Wood Species - Red Oak (RO) or Maple (M)
- Wood Finish/Paint Color [See Wood Finish/Paint Color Options](#)
- Fabric Selection - vendor, pattern and color  
Visit [www.jsifurniture.com/finishes-and-materials/textiles](http://www.jsifurniture.com/finishes-and-materials/textiles) for our textiles program.  
See selection of standard and graded in manufacturers and patterns.
- Optional Linking Brackets - add \$41 list per chair
- Optional Laser Engraving Back Imprint - specify location and size; see page VIII of Seating Price List online for details.  
**(A and C MODELS ONLY)**
- Optional Rubber Cushion Nylon Glides - no upcharge

**LEG MODELS ONLY**
**Specifications**

- Wood species - Red Oak or Maple.
- Two stretcher shelf for added stability.
- Seat is upholstered with 1 ½" polyurethane foam and synthetic sheet webbing for added comfort.
- Back is upholstered front and back with 1" polyurethane foam.
- Mortise and tenon construction with corner blocks, glue and screws.
- Coordinating Children's collection. See page [CA8](#).
- Standard with rubber cushion metal glides (leg models only).

Collective Motion Seating Order Check List:



- Specify:
- ☐ 1. Model Number
  - ☐ 2. Wood Species - Maple (M)
  - ☐ 3. Wood Finish
  - ☐ 4. Fabric Selection - vendor, pattern and color

Example:

CM4552 | M | BAR | MOMENTUM | VOX | MYSTIC  
(model #) | (wood species) | (finish) | (fabric vendor) | (pattern name) | (pattern color)

: g1. Model Number | o f | e h t | y l p p u s | e s a e l P | - | n o i t c e l e s  
Fabric vendor/Pattern name/Pattern color

2. Wood Species - Maple (M)

3. Wood Seating Finish Options:

BAR	Barrel	MCH	Mocha
BRK	Brickdust	OBK	Outback
BUF	Buff	PIL	Pilsner
CSK	Cask	PIN	Pinnacle Walnut
CND	Cinder	RAV	Raven
CLY	Clay	RYE	Rye
EGR	Egret	SAB	Sable
FAW	Fawn	SAD	Saddle
FLX	Flax	SIE	Sienna
FLN	Flint	TRF	Truffle
FLO	Florence Walnut	UMB	Umber
LOF	Loft	VAL	Valley
MES	Mesa	WLH	Walnut Heights
MIN	Mineral		

[For a complete list of JSI Standard and Graded-In Textiles click here](#)

When specifying contrasting upholstery, indicate clearly which upholstery is to be applied to the seat, back, surround, seat/back and bolster. Use higher grade pricing.

- Indicate direction of fabric - Railroaded or Up the Roll
- Please provide illustration, if available

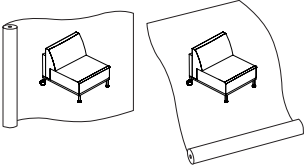
All COM orders must include the following:

- Vendor's name, pattern name and color
- Sample of the fabric attached to order
- Model numbers of items for fabric application
- Special application instructions (e.g., all stripes will be applied front to back unless specified otherwise)
- Customer and purchase order number

Ship prepaid COM material to:  
JSI

Attn: COM Department  
201 East Martin Street  
Receiving B, Dock 71  
Orleans, IN 47452

Application of fabric:  
Railroaded Up the Roll



All COM orders will ship at standard lead time from receipt of COM except for orders requiring special custom matched finishes.



## Collective Motion Tables Order Check List:



## Specify:

- ☐ 1. Model Number  
☐ 2. Top Style  
☐ 3. Wood Finish  
☐ 4. Fabric Selection - vendor, pattern and color

## Example:

<b>ORTL4536-18</b> (model #)	<b>A1</b> (top style)	<b>OBK</b> (finish)
---------------------------------	--------------------------	------------------------

## 1. Model Number

## 2. Top Style



Wood with Straight Edge (A1)



Wood with Reversed Bevel Edge (A9)

White Laminate Top with Bright White  
Reversed Bevel Edge (A10)Back Painted Glass Top with "Write-On-It"  
Glossy Glass Top feature with Bright White  
Reversed Bevel Edge (G2)Frosted Back Painted Glass Top with Bright  
White Reversed Bevel Edge (G3)

## 3. Wood Finish Options:

**ESS Essentials Veneer Collection**

BRK	Brickdust	OBK	Outback
CSK	Cask	PIL	Pilsner
CLY	Clay	SIE	Sienna
FLX	Flax	TRF	Truffle
MES	Mesa	UMB	Umber
MCH	Mocha		

Work surfaces may be specified to have a coordinating wood grain  
HPL laminate top, at no additional upcharge for these finishes:

**Essentials Veneer with Laminate Top**

BRK	Brickdust	MCH	Mocha
CSK	Cask	OBK	Outback
CLY	Clay	PIL	Pilsner
MES	Mesa	UMB	Umber

**Paint Colors available on certain models:**

Drawer Front - CC-MCS4536R and CC-MCS4536L  
Drawer Front - CC-MCS4572 and CC-MCS4572-PS  
Skirt Only - OCFT4542M-18, OCFT4530M-16 and OST4520M-24

BKD	Backdrop	NWH	Nonchalant White
BFX	Blackfox	SVP	Silverplate
BWH	Bright White	SKS	Skyline Steel
CHT	Chatroom	STM	Storm
GAL	Gale Force	TRC	Tricorn Black
GRV	Greek Villa	UKH	Universal Khaki

**4. Fabric Selection - Please supply the following:**  
Fabric vendor/Pattern name/Pattern color

[For a complete list of JSI Standard and Graded-In Textiles click here](#)

*Note: Fabric ran railroaded on cushions.*

**All COM orders must include the following:**

- Vendor's name, pattern name and color
- Sample of the fabric attached to order
- Model numbers of items for fabric application

Special application instructions (e.g., all stripes will be applied  
front to back unless specified otherwise)

- Customer and purchase order number

**Ship prepaid COM  
material to:**

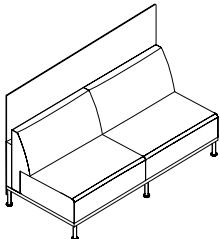
JSI  
Attn: COM Department  
201 East Martin Street  
Receiving B, Dock 71  
Orleans, IN 47452

All COM orders will ship at standard lead time from receipt of  
COM except for orders requiring special custom matched  
finishes.

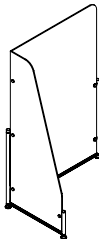
# Collective Motion

## Privacy Screens

Satin White frosted acrylic privacy screens are affixed to other products or available as a freestanding unit.



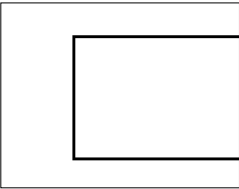
Two Seat with Screen



Privacy Screen

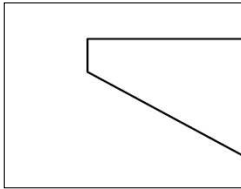
## Huddle and Meeting Table Tops Styles

The Collective Motion collaborative tables offer three edge details and four top styles. The back painted glass top with “Write-On-It” glossy glass features a white-board and can be written on with erasable white-board markers.



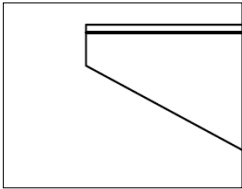
A1

Wood with Straight Edge  
standard, no upcharge



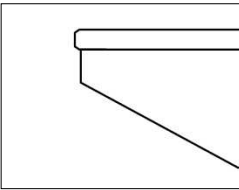
A9

Wood with Reversed  
Bevel Edge  
no upcharge



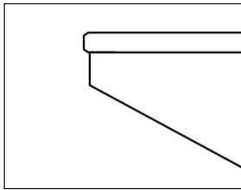
A10

White Laminate Top with Bright  
White Reversed Bevel Edge  
no upcharge



G2

Back Painted Glass Top with  
“Write-On-It” Glossy Glass Top  
feature with Bright White Reversed  
Bevel Edge  
add upcharge  
(refer to specific models for pricing)

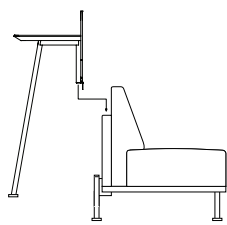
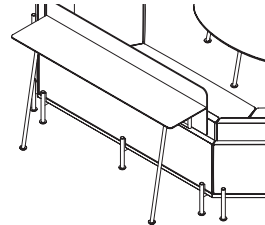


G3

Frosted Back Painted Glass with  
Bright White Reversed Bevel Edge  
add upcharge  
(refer to specific models for pricing)

## Attaching Console Table

The console table attaches effortlessly via a mounting hook which fits snugly between the seat back and the upholstered wrap frame.



C  
O  
K  
C  
0  
0  
2  
0  
5

COLLECTIVE MOTION

**Seating Material Options**

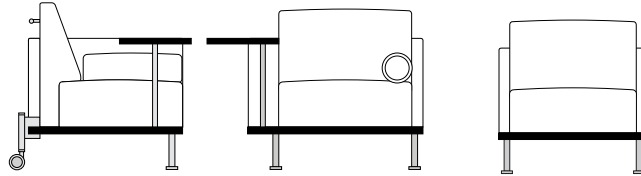
This form must accompany order when specifying contrasting or complementary upholstery.

**Call for yardage and pricing.**

Areas shown in black requires a finish specification.

Areas (a), (b) and (c) are upholstery and can be specified in contrasting fabric or leather.

Legs, casters and handles are finished in Arctic Silver.



**Lounge**

Model Number: \_\_\_\_\_

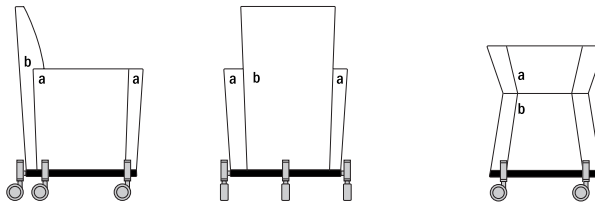
Finish: \_\_\_\_\_

Surround (a): \_\_\_\_\_

Seat (b): \_\_\_\_\_

Back (c): \_\_\_\_\_

Bolster (d): \_\_\_\_\_



**Mobile Stool**

Model Number: \_\_\_\_\_

Finish: \_\_\_\_\_

Seat/Top (a): \_\_\_\_\_

Back/Bottom (b): \_\_\_\_\_

photo copy or scan

COLLECTIVE MOTION

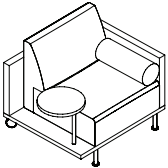
## Collective Motion

C  
O  
K  
C  
0  
0  
2  
0  
5

Description	① Model	Specifications	List Price Per Grade																												
Single Seat	<b>CM4552</b> · upholstered surround, seat and back · front legs on slides, back legs on casters for easy mobility · upholstered back features handle	<table> <tr> <th>Dimensions</th><th>D</th><th>W</th><th>H</th></tr> <tr> <td>Overall</td><td>33</td><td>31 ½</td><td>32</td></tr> <tr> <td>Seat</td><td>20</td><td>27</td><td>17 ½</td></tr> <tr> <td>Arm</td><td></td><td></td><td>26</td></tr> <tr> <th>Upholstery</th><th colspan="3">Shipping</th></tr> <tr> <td>COM Ydg</td><td>6 ½</td><td>Ctn Wt</td><td>97</td></tr> <tr> <td>COL Sq Ft</td><td>130</td><td>Cu Ft</td><td>23</td></tr> </table>	Dimensions	D	W	H	Overall	33	31 ½	32	Seat	20	27	17 ½	Arm			26	Upholstery	Shipping			COM Ydg	6 ½	Ctn Wt	97	COL Sq Ft	130	Cu Ft	23	COM \$3,688 A \$3,771 B \$3,932 COL/C \$4,210 D \$4,572 E \$4,932 F \$5,313 G \$5,854 H \$6,432 I \$7,331 J \$8,412 L1 \$6,251 L2 \$6,898
Dimensions	D	W	H																												
Overall	33	31 ½	32																												
Seat	20	27	17 ½																												
Arm			26																												
Upholstery	Shipping																														
COM Ydg	6 ½	Ctn Wt	97																												
COL Sq Ft	130	Cu Ft	23																												
Single Seat	<b>CM4550</b> · upholstered surround, seat and back · armless · front legs on slides, back legs on casters for easy mobility · upholstered back features handle	<table> <tr> <th>Dimensions</th><th>D</th><th>W</th><th>H</th></tr> <tr> <td>Overall</td><td>33</td><td>27</td><td>32</td></tr> <tr> <td>Seat</td><td>20</td><td>27</td><td>17 ½</td></tr> <tr> <th>Upholstery</th><th colspan="3">Shipping</th></tr> <tr> <td>COM Ydg</td><td>4 ½</td><td>Ctn Wt</td><td>73</td></tr> <tr> <td>COL Sq Ft</td><td>90</td><td>Cu Ft</td><td>20</td></tr> </table>	Dimensions	D	W	H	Overall	33	27	32	Seat	20	27	17 ½	Upholstery	Shipping			COM Ydg	4 ½	Ctn Wt	73	COL Sq Ft	90	Cu Ft	20	COM \$3,189 A \$3,246 B \$3,356 COL/C \$3,555 D \$3,801 E \$4,051 F \$4,316 G \$4,691 H \$5,089 I \$5,712 J \$6,461 L1 \$4,962 L2 \$5,413				
Dimensions	D	W	H																												
Overall	33	27	32																												
Seat	20	27	17 ½																												
Upholstery	Shipping																														
COM Ydg	4 ½	Ctn Wt	73																												
COL Sq Ft	90	Cu Ft	20																												
Single Seat	<b>CM4552R</b> <b>CM4552L</b> · upholstered surround, seat and back · front legs on slides, back legs on casters for easy mobility · upholstered back features handle · asymmetrical pivoting wood tablet · bolster attaches with snap hooks · power/communication module available, specify and add \$382 list each · bolster COM ydg: 1 · bolster COL sq ft: 18	<table> <tr> <th>Dimensions</th><th>D</th><th>W</th><th>H</th></tr> <tr> <td>Overall</td><td>33</td><td>35 ¼</td><td>32</td></tr> <tr> <td>Seat</td><td>20</td><td>27</td><td>17 ½</td></tr> <tr> <td>Arm</td><td></td><td></td><td>26</td></tr> <tr> <th>Upholstery</th><th colspan="3">Shipping</th></tr> <tr> <td>COM Ydg</td><td>5 ½</td><td>Ctn Wt</td><td>103</td></tr> <tr> <td>COL Sq Ft</td><td>110</td><td>Cu Ft</td><td>26</td></tr> </table>	Dimensions	D	W	H	Overall	33	35 ¼	32	Seat	20	27	17 ½	Arm			26	Upholstery	Shipping			COM Ydg	5 ½	Ctn Wt	103	COL Sq Ft	110	Cu Ft	26	COM \$4,067 A \$4,135 B \$4,273 COL/C \$4,511 D \$4,815 E \$5,119 F \$5,443 G \$5,898 H \$6,388 I \$7,150 J \$8,064 L1 \$6,236 L2 \$6,785
Dimensions	D	W	H																												
Overall	33	35 ¼	32																												
Seat	20	27	17 ½																												
Arm			26																												
Upholstery	Shipping																														
COM Ydg	5 ½	Ctn Wt	103																												
COL Sq Ft	110	Cu Ft	26																												
Single Seat	<b>CM4555</b> · upholstered surround, seat and back · armless · legs feature slider glides for easy mobility · linking brackets available, specify and add \$101 list · corner table available for linking configurations, see page CC8	<table> <tr> <th>Dimensions</th><th>D</th><th>W</th><th>H</th></tr> <tr> <td>Overall</td><td>33</td><td>27</td><td>32</td></tr> <tr> <td>Seat</td><td>20 ½</td><td>27</td><td>17 ½</td></tr> <tr> <th>Upholstery</th><th colspan="3">Shipping</th></tr> <tr> <td>COM Ydg</td><td>4 ½</td><td>Ctn Wt</td><td>79</td></tr> <tr> <td>COL Sq Ft</td><td>90</td><td>Cu Ft</td><td>20</td></tr> </table>	Dimensions	D	W	H	Overall	33	27	32	Seat	20 ½	27	17 ½	Upholstery	Shipping			COM Ydg	4 ½	Ctn Wt	79	COL Sq Ft	90	Cu Ft	20	COM \$3,631 A \$3,687 B \$3,798 COL/C \$3,993 D \$4,241 E \$4,492 F \$4,755 G \$5,130 H \$5,530 I \$6,155 J \$6,901 L1 \$5,406 L2 \$5,854				
Dimensions	D	W	H																												
Overall	33	27	32																												
Seat	20 ½	27	17 ½																												
Upholstery	Shipping																														
COM Ydg	4 ½	Ctn Wt	79																												
COL Sq Ft	90	Cu Ft	20																												


COLLECTIVE MOTION

Single Seat



right shown

Single Seat



Description	① Model	Specifications	List Price Per Grade																								
Two Seat	<b>CM4575</b> <ul style="list-style-type: none"> <li>upholstered surround, seat and back</li> <li>armless</li> <li>legs feature slider glides for easy mobility</li> <li>linking brackets available, specify and add \$101 list</li> <li>corner table available for linking configurations, see page CC8</li> </ul>	<table> <tr> <th>Dimensions</th><th>D</th><th>W</th><th>H</th></tr> <tr> <td>Overall</td><td>33</td><td>60</td><td>32</td></tr> <tr> <td>Seat</td><td>20 ½</td><td>60</td><td>17 ½</td></tr> <tr> <th>Upholstery</th><th colspan="3">Shipping</th></tr> <tr> <td>COM Ydg</td><td>8 ¾</td><td>Ctn Wt</td><td>145</td></tr> <tr> <td>COL Sq Ft</td><td>175</td><td>Cu Ft</td><td>43</td></tr> </table>	Dimensions	D	W	H	Overall	33	60	32	Seat	20 ½	60	17 ½	Upholstery	Shipping			COM Ydg	8 ¾	Ctn Wt	145	COL Sq Ft	175	Cu Ft	43	COM \$4,092 A \$4,200 B \$4,418 COL/C \$4,792 D \$5,278 E \$5,765 F \$6,277 G \$7,003 H \$7,781 I \$8,995 J \$10,450 L1 \$7,539 L2 \$8,411
Dimensions	D	W	H																								
Overall	33	60	32																								
Seat	20 ½	60	17 ½																								
Upholstery	Shipping																										
COM Ydg	8 ¾	Ctn Wt	145																								
COL Sq Ft	175	Cu Ft	43																								
Three Seat	<b>CM4585</b> <ul style="list-style-type: none"> <li>upholstered surround, seat and back</li> <li>armless</li> <li>legs feature slider glides for easy mobility</li> <li>linking brackets available, specify and add \$101 list</li> <li>corner table available for linking configurations, see page CC8</li> </ul>	<table> <tr> <th>Dimensions</th><th>D</th><th>W</th><th>H</th></tr> <tr> <td>Overall</td><td>33</td><td>78</td><td>32</td></tr> <tr> <td>Seat</td><td>20 ½</td><td>78</td><td>17 ½</td></tr> <tr> <th>Upholstery</th><th colspan="3">Shipping</th></tr> <tr> <td>COM Ydg</td><td>9</td><td>Ctn Wt</td><td>198</td></tr> <tr> <td>COL Sq Ft</td><td>180</td><td>Cu Ft</td><td>55</td></tr> </table>	Dimensions	D	W	H	Overall	33	78	32	Seat	20 ½	78	17 ½	Upholstery	Shipping			COM Ydg	9	Ctn Wt	198	COL Sq Ft	180	Cu Ft	55	COM \$5,447 A \$5,559 B \$5,780 COL/C \$6,168 D \$6,667 E \$7,166 F \$7,693 G \$8,442 H \$9,239 I \$10,488 J \$11,987 L1 \$8,993 L2 \$9,891
Dimensions	D	W	H																								
Overall	33	78	32																								
Seat	20 ½	78	17 ½																								
Upholstery	Shipping																										
COM Ydg	9	Ctn Wt	198																								
COL Sq Ft	180	Cu Ft	55																								
Two Seat Huddle	<b>CM4572</b> <ul style="list-style-type: none"> <li>huddle unit cannot connect to modular units with a flat end, but can connect to other huddle units</li> <li>upholstered surround, seat and back</li> <li>armless</li> <li>legs feature slider glides for easy mobility</li> <li>seat front width: 46 5/8"</li> <li>linking brackets included</li> </ul>	<table> <tr> <th>Dimensions</th><th>D</th><th>W</th><th>H</th></tr> <tr> <td>Overall</td><td>33</td><td>72</td><td>32</td></tr> <tr> <td>Seat</td><td>20 ½</td><td>46 ½</td><td>17 ½</td></tr> <tr> <th>Upholstery</th><th colspan="3">Shipping</th></tr> <tr> <td>COM Ydg</td><td>8 ¾</td><td>Ctn Wt</td><td>178</td></tr> <tr> <td>COL Sq Ft</td><td>175</td><td>Cu Ft</td><td>50</td></tr> </table>	Dimensions	D	W	H	Overall	33	72	32	Seat	20 ½	46 ½	17 ½	Upholstery	Shipping			COM Ydg	8 ¾	Ctn Wt	178	COL Sq Ft	175	Cu Ft	50	COM \$5,033 A \$5,141 B \$5,358 COL/C \$5,736 D \$6,220 E \$6,706 F \$7,219 G \$7,945 H \$8,724 I \$9,936 J \$11,391 L1 \$8,480 L2 \$9,353
Dimensions	D	W	H																								
Overall	33	72	32																								
Seat	20 ½	46 ½	17 ½																								
Upholstery	Shipping																										
COM Ydg	8 ¾	Ctn Wt	178																								
COL Sq Ft	175	Cu Ft	50																								

**To Order, Specify:**

- ① Model Number
- ② Wood Species - Maple (M)
- ③ Wood Finish [See Wood Finish Options](#)
- ④ Fabric Selection - vendor, pattern and color

Visit [www.jsifurniture.com/finishes-and-materials/textiles](http://www.jsifurniture.com/finishes-and-materials/textiles) for our textiles program.

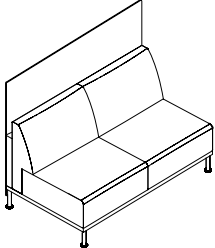
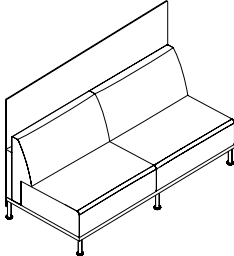
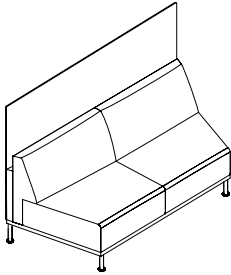
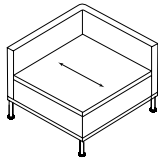
See selection of standard and graded in manufacturers and patterns.

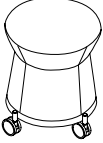
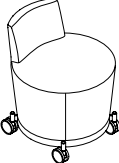
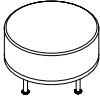
**Specifications**

- Base wood species - Maple.
- Frame interior is upholstery grade plywood with glued solid hardwood cross members reinforced with wood screws.
- Seat has synthetic sheet webbing with cross strap and high resiliency seat polyurethane multi-density foam.
- Back has polypropylene webbing and multi-density polyurethane foam.
- Arctic Silver tubular steel legs.

## Collective Motion

C  
O  
K  
C  
0  
0  
2  
0  
5

Description	① Model	Specifications				List Price Per Grade	
<div>Two Seat with Fixed Screen</div> 	<b>CM4575-PS</b> <ul style="list-style-type: none"><li>· upholstered surround, seat and back</li><li>· armless</li><li>· legs feature slider glides for easy mobility</li></ul>	<b>Dimensions</b>		<b>D</b>	<b>W</b>	<b>H</b>	COM \$5,759
		Overall		33	60	55	A \$5,865
		Seat		20 ½	60	17 ½	B \$6,082
		<b>Upholstery</b>		<b>Shipping</b>			COL/C \$6,460
		COM Ydg		8 ¾	Ctn Wt	281	D \$6,943
		COL Sq Ft		175	Cu Ft	72	E \$7,431
							F \$7,942
							G \$8,670
							H \$9,446
							I \$10,660
					J \$12,117		
					L1 \$9,203		
					L2 \$10,077		
<div>Three Seat with Fixed Screen</div> 	<b>CM4585-PS</b> <ul style="list-style-type: none"><li>· upholstered surround, seat and back</li><li>· armless</li><li>· legs feature slider glides for easy mobility</li><li>· linking brackets available, specify and add \$101 list</li></ul>	<b>Dimensions</b>		<b>D</b>	<b>W</b>	<b>H</b>	COM \$7,112
		Overall		33	78	55	A \$7,224
		Seat		20 ½	78	17 ½	B \$7,445
		<b>Upholstery</b>		<b>Shipping</b>			COL/C \$7,833
		COM Ydg		9	Ctn Wt	325	D \$8,333
		COL Sq Ft		180	Cu Ft	93	E \$8,833
							F \$9,357
							G \$10,107
							H \$10,905
							I \$12,154
					J \$13,650		
					L1 \$10,658		
					L2 \$11,557		
<div>Two Seat Huddle with Fixed Screen</div> 	<b>CM4572-PS</b> <ul style="list-style-type: none"><li>· huddle unit cannot connect to modular units with a flat end, but can connect to other huddle units</li><li>· upholstered surround, seat and back</li><li>· armless</li><li>· legs feature slider glides for easy mobility</li><li>· seat front width: 46 ½"</li><li>· linking brackets included</li></ul>	<b>Dimensions</b>		<b>D</b>	<b>W</b>	<b>H</b>	COM \$6,699
		Overall		33	72	55	A \$6,808
		Seat		20 ½	46 ½	17 ½	B \$7,025
		<b>Upholstery</b>		<b>Shipping</b>			COL/C \$7,403
		COM Ydg		8 ¾	Ctn Wt	304	D \$7,887
		COL Sq Ft		175	Cu Ft	86	E \$8,372
							F \$8,886
							G \$9,613
							H \$10,390
							I \$11,603
					J \$13,059		
					L1 \$10,147		
					L2 \$11,019		
<div>Corner Table</div> 	<b>CM4531</b> <ul style="list-style-type: none"><li>· upholstered surround</li><li>· wood top and chassis</li><li>· use with units 4555, 4575, 4585</li><li>· legs feature slider glides for easy mobility</li><li>· linking brackets included</li></ul>	<b>Dimensions</b>		<b>D</b>	<b>W</b>	<b>H</b>	COM \$4,065
		Overall		33	33	26	A \$4,102
		<b>Upholstery</b>		<b>Shipping</b>			B \$4,177
		COM Ydg		3	Ctn Wt	122	COL/C \$4,307
		COL Sq Ft		60	Cu Ft	20	D \$4,472
							E \$4,637
							F \$4,815
							G \$5,064
							H \$5,330
							I \$5,746
					J \$6,245		
					L1 \$5,246		
					L2 \$5,546		

Description	① Model	Specifications				List Price Per Grade	
<b>Mini Mobile Stool</b> 	<b>CM4517</b> • upholstered seat • four casters • non-locking	<b>Dimensions</b>	<b>D</b>	<b>W</b>	<b>H</b>	COM	\$1,430
		Overall	18 ¾	18 ¾	20 ½	A	\$1,446
		<b>Upholstery</b>		<b>Shipping</b>		B	\$1,478
		COM Ydg	1 ¼	Ctn Wt	31	COL/C	\$1,531
		COL Sq Ft	25	Cu Ft	5	D	\$1,598
						E	\$1,669
						F	\$1,743
<b>Mini Mobile Stool with Backrest</b> 	<b>CM4519</b> • upholstered seat and backrest • backrest is 8" high • five casters • non-locking	<b>Dimensions</b>	<b>D</b>	<b>W</b>	<b>H</b>	COM	\$2,044
		Overall	22	21	25	A	\$2,068
		Seat	16 ½	21	17	B	\$2,116
		Arm				COL/C	\$2,202
		<b>Upholstery</b>		<b>Shipping</b>		D	\$2,316
		COM Ydg	2	Ctn Wt	35	E	\$2,427
		COL Sq Ft	40	Cu Ft	8	F	\$2,544
						G	\$2,709
						H	\$2,886
						I	\$3,165
						J	\$3,496
						L1	\$2,829
						L2	\$3,031
<b>Ottoman</b> 	<b>CM4527</b> • upholstered seat	<b>Dimensions</b>	<b>D</b>	<b>W</b>	<b>H</b>	COM	\$1,956
		Overall	27	27	17 ¾	A	\$1,978
		<b>Upholstery</b>		<b>Shipping</b>		B	\$2,021
		COM Ydg	1 ¾	Ctn Wt	54	COL/C	\$2,097
		COL Sq Ft	35	Cu Ft	9	D	\$2,194
						E	\$2,291
						F	\$2,394
						G	\$2,537
						H	\$2,694
						I	\$2,937
						J	\$3,227
						L1	\$2,645
						L2	\$2,819

**To Order, Specify:**

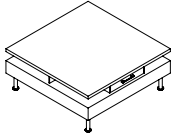
- ① Model Number
- ② Wood Species - Maple (M)
- ③ Wood Finish [See Wood Finish Options](#)
- ④ Fabric Selection - vendor, pattern and color  
 Visit [www.jsifurniture.com/finishes-and-materials/textiles](http://www.jsifurniture.com/finishes-and-materials/textiles) for our textiles program.  
 See selection of standard and graded in manufacturers and patterns.

**Specifications**

- Base wood species - Maple.
- Frame interior is upholstery grade plywood with glued solid hardwood cross members reinforced with wood screws.
- Seat has synthetic sheet webbing with cross strap and high resiliency seat polyurethane multi-density foam.
- Back has polypropylene webbing and multi-density polyurethane foam.
- Arctic Silver tubular steel legs.

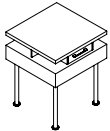
## Collective Motion

Description	D	W	H	CTN WT	CU FT	① Model	List Price
Coffee Table	42	42	17 ¾	229	21	OCFT4542M-18	\$3,738
	30	30	16 ¾	219	10	OCFT4530M-16	\$2,174



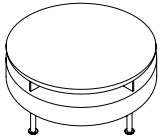
- Maple veneer - specify from seating finishes, see page [CC2](#)
- Anodized Aluminum drawer pulls
- power/communication module available, specify and add \$382 list

End Table	20	20	24	207	7	OST4520M-24	\$2,988
-----------	----	----	----	-----	---	-------------	---------



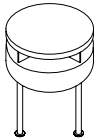
- Maple veneer - specify from seating finishes, see page [CC2](#)
- Anodized Aluminum drawer pulls

Coffee Table	36 ¾	36 ¾	16 ¾	103	15	ORT4536M-17	\$4,762
--------------	------	------	------	-----	----	-------------	---------



- Maple veneer - specify from seating finishes, see page [CC2](#)
- Skirt not available in paint

End Table	20	20	24 ¾	43	7	ORT4520M-24	\$4,129
-----------	----	----	------	----	---	-------------	---------



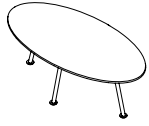
- Maple veneer - specify from seating finishes, see page [CC2](#)
- Skirt not available in paint

COLLECTIVE MOTION

C  
O  
K  
C  
0  
0  
2  
0  
5

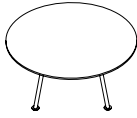


Description	D	W	H	CTN WT	CU FT	❶ Model	List Price
Oval Occasional Table	32	60	18	71	24	OVTL4560-18	

**Top Style:**

(A1) Wood with Straight Edge	\$2,467
(A9) Wood with Reversed Bevel Edge	\$2,467
(A10) White Laminate Top with Bright White Reversed Bevel Edge	\$2,467
(G2) "Write-On-It" Glossy Glass Top with Bright White Reversed Bevel Edge	\$4,541
(G3) Frosted Glass Top with Bright White Reversed Bevel Edge	\$4,541

Round Occasional Table	36	36	18	56	16	ORTL4536-18	
------------------------	----	----	----	----	----	-------------	--

**Top Style:**

(A1) Wood with Straight Edge	\$2,105
(A9) Wood with Reversed Bevel Edge	\$2,105
(A10) White Laminate Top with Bright White Reversed Bevel Edge	\$2,105
(G2) "Write-On-It" Glossy Glass Top with Bright White Reversed Bevel Edge	\$3,332
(G3) Frosted Glass Top with Bright White Reversed Bevel Edge	\$3,332

Round Occasional Table	30	30	18	53	11	ORTL4530-18	
------------------------	----	----	----	----	----	-------------	--

**Top Style:**

(A1) Wood with Straight Edge	\$1,998
(A9) Wood with Reversed Bevel Edge	\$1,998
(A10) White Laminate Top with Bright White Reversed Bevel Edge	\$1,998
(G2) "Write-On-It" Glossy Glass Top with Bright White Reversed Bevel Edge	\$3,022
(G3) Frosted Glass Top with Bright White Reversed Bevel Edge	\$3,022

**To Order, Specify:**

- ❶ Model Number  
 ❷ Top Style  
 ❸ Wood Finish [See Wood Finish Options](#)

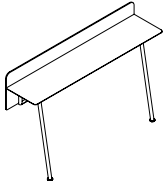
**Specifications**

- Tops available in Essentials Veneer.
- Legs feature slider glides for easy mobility.
- Arctic Silver tubular steel legs.

## Collective Motion

C  
O  
K  
C  
0  
0  
2  
0  
5

Description	D	W	H	CTN WT	CU FT	① Model	List Price
Console Table	16 ½	60	42 ¾	80	28	CC-HCH4572	

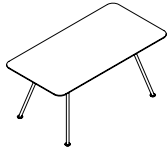


## Top Style:

(A1) Wood with Straight Edge	\$3,909
(A9) Wood with Reversed Bevel Edge	\$3,909
(A10) White Laminate Top with Bright White Reversed Bevel Edge	\$3,909
(G2) "Write-On-It" Glossy Glass Top with Bright White Reversed Bevel Edge	\$4,997
(G3) Frosted Glass Top with Bright White Reversed Bevel Edge	\$4,997

- use with lounge units without screens: 4575, 4585, 4572
- table top depth: 15"
- table height: 36 ¾"
- screen height: 16"

27" H Rectangular Huddle Table	30	60	27	86	33	CC-HDTREC4560-27	
--------------------------------	----	----	----	----	----	------------------	--



## Top Style:

(A1) Wood with Straight Edge	\$2,981
(A9) Wood with Reversed Bevel Edge	\$2,981
(A10) White Laminate Top with Bright White Reversed Bevel Edge	\$2,981
(G2) "Write-On-It" Glossy Glass Top with Bright White Reversed Bevel Edge	\$5,292
(G3) Frosted Glass Top with Bright White Reversed Bevel Edge	\$5,292

Oval Huddle Table	32	60	27	78	35	CC-HDT04560-27	
-------------------	----	----	----	----	----	----------------	--




## Top Style:

(A1) Wood with Straight Edge	\$2,950
(A9) Wood with Reversed Bevel Edge	\$2,950
(A10) White Laminate Top with Bright White Reversed Bevel Edge	\$2,950
(G2) "Write-On-It" Glossy Glass Top with Bright White Reversed Bevel Edge	\$5,025
(G3) Frosted Glass Top with Bright White Reversed Bevel Edge	\$5,025

COLLECTIVE MOTION

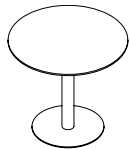
Description	D	W	H	CTN WT	CU FT	❶ Model	List Price
Round Huddle Table	36	36	27	79	24	CC-HDTR4536-27	

**Top Style:**

(A1) Wood with Straight Edge	\$2,217
(A9) Wood with Reversed Bevel Edge	\$2,217
(A10) White Laminate Top with Bright White Reversed Bevel Edge	\$2,217
(G2) "Write-On-It" Glossy Glass Top with Bright White Reversed Bevel Edge	\$3,444
(G3) Frosted Glass Top with Bright White Reversed Bevel Edge	\$3,444

- slider glides for easy mobility
- Arctic Silver base finish

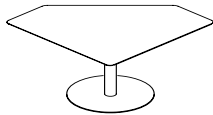
Round Huddle Table	30	30	27	77	17	CC-HDTR4530-27	
--------------------	----	----	----	----	----	----------------	--

**Top Style:**

(A1) Wood with Straight Edge	\$2,102
(A9) Wood with Reversed Bevel Edge	\$2,102
(A10) White Laminate Top with Bright White Reversed Bevel Edge	\$2,102
(G2) "Write-On-It" Glossy Glass Top with Bright White Reversed Bevel Edge	\$3,122
(G3) Frosted Glass Top with Bright White Reversed Bevel Edge	\$3,122

- slider glides for easy mobility
- Arctic Silver base finish

Quad Huddle Table	40	40	27	110	29	CC-HPT4540-27	
-------------------	----	----	----	-----	----	---------------	--

**Top Style:**

(A1) Wood with Straight Edge	\$2,411
(A9) Wood with Reversed Bevel Edge	\$2,411
(A10) White Laminate Top with Bright White Reversed Bevel Edge	\$2,411

- slider glides for easy mobility
- Arctic Silver base finish

**To Order, Specify:**

- ❶ Model Number
- ❷ Top Style
- ❸ Wood Finish [See Wood Finish Options](#)

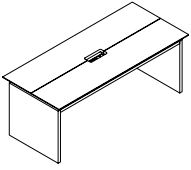
**Specifications**

- Tops available in Essentials Veneer.
- Legs feature slider glides for easy mobility.
- Arctic Silver tubular steel legs.

## Collective Motion

C  
O  
K  
C  
0  
0  
2  
0  
5

Description	D	W	H	CTN WT	CU FT	① Model	List Price
Meeting Table with Expandable Workspace	30	69	27	302	38	CC-SMT4569	

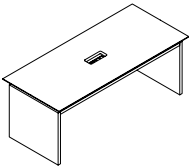


## Top Style:

(A1) Wood with Straight Edge	\$13,321
(A9) Wood with Reversed Bevel Edge	\$13,321
(A10) White Laminate Top with Bright White Reversed Bevel Edge	\$13,321

- veneer bases
- adjustable glides
- White interior laminate
- power port with (2) 120 volt outlets and (2) USB ports
- not available with glass top

Meeting Table	30	69	27	231	38	CC-FMT4569	
---------------	----	----	----	-----	----	------------	--

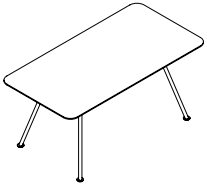


## Top Style:

(A1) Wood with Straight Edge	\$6,760
(A9) Wood with Reversed Bevel Edge	\$6,760
(A10) White Laminate Top with Bright White Reversed Bevel Edge	\$6,760

- veneer bases
- adjustable glides
- power port with (2) 120 volt outlets and (2) USB ports
- not available with glass top

72" W Meeting Table	36	72	29	69	50	CC-HDTREC4572-29	
---------------------	----	----	----	----	----	------------------	--

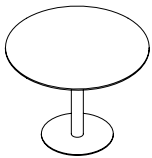


## Top Style:

(A1) Wood with Straight Edge	\$3,132
(A9) Wood with Reversed Bevel Edge	\$3,132
(A10) White Laminate Top with Bright White Reversed Bevel Edge	\$3,132
(G2) "Write-On-It" Glossy Glass Top with Bright White Reversed Bevel Edge	\$5,737
(G3) Frosted Glass Top with Bright White Reversed Bevel Edge	\$5,737

- tubular steel legs

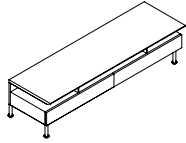
Round Meeting Table	36	36	29	69	25	CC-HDTR4536-29	
---------------------	----	----	----	----	----	----------------	--



## Top Style:

(A1) Wood with Straight Edge	\$2,440
(A9) Wood with Reversed Bevel Edge	\$2,440
(A10) White Laminate Top with Bright White Reversed Bevel Edge	\$2,440
(G2) "Write-On-It" Glossy Glass Top with Bright White Reversed Bevel Edge	\$3,873
(G3) Frosted Glass Top with Bright White Reversed Bevel Edge	\$3,873

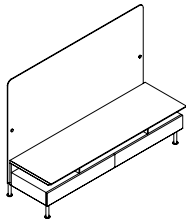
Description	D	W	H	CTN WT	CU FT	❶ Model	List Price
Media Console	23 ¼	72	20 ¼	223	23	CC-MCS4572	


**Top Style:**

(A1) Wood with Straight Edge	\$3,806
(A9) Wood with Reversed Bevel Edge	\$3,806
(A10) White Laminate Top with Bright White Reversed Bevel Edge	\$3,806
(G2) "Write-On-It" Glossy Glass Top with Bright White Reversed Bevel Edge	\$5,901
(G3) Frosted Glass Top with Bright White Reversed Bevel Edge	\$5,901

- tubular steel legs
- drawer dimensions (2): 32 ½" W x 15" D

Media Console with Screen	24 ⅝	72	54	249	62	CC-MCS4572-PS	
---------------------------	------	----	----	-----	----	---------------	--


**Top Style:**

(A1) Wood with Straight Edge	\$5,469
(A9) Wood with Reversed Bevel Edge	\$5,469
(A10) White Laminate Top with Bright White Reversed Bevel Edge	\$5,469
(G2) "Write-On-It" Glossy Glass Top with Bright White Reversed Bevel Edge	\$7,658
(G3) Frosted Glass Top with Bright White Reversed Bevel Edge	\$7,658

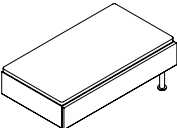
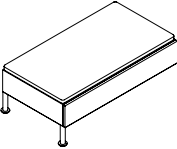
- tubular steel legs
- drawer dimensions (2): 32 ½" W x 15" D

**To Order, Specify:**

- ❶ Model Number
- ❷ Top Style
- ❸ Wood Finish [See Wood Finish Options](#)
- ❹ Cabinet/Drawer Front Color
  - A. Veneer
  - B. Paint

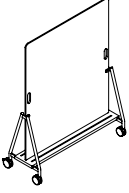
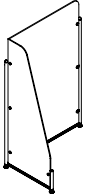
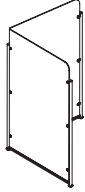
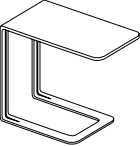
**Specifications**

- Tops available in Essentials Veneer.
- Slider glides for easy mobility.
- Arctic Silver base finish.

Description	D	W	H	CTN WT	CU FT	Model	List Price No Cushion	List Price With Cushion
Media Ender	22 3⁄8	36	15	74	9	CC-MCS4536R	\$1,977	COM \$2,015
	22 3⁄8	36	15	74	9	CC-MCS4536L	\$1,977	A \$2,034
<div><p>right shown with optional cushion</p><p>left shown with optional cushion</p></div> <ul style="list-style-type: none"><li>· available in Essentials Veneer or Paint</li><li>· Arctic Silver tubular legs</li><li>· optional cushion has polyurethane foam</li><li>· use with media console</li><li>· drawer</li><li>· legs feature slider glides for easy mobility</li><li>· optional cushion</li><li>· com ydg: 1 ½</li><li>· col sq ft: 30</li></ul>								B \$2,071
								COL/C \$2,136
								D \$2,219
								E \$2,301
								F \$2,390
								G \$2,515
								H \$2,649
								I \$2,856
								J \$3,105
								L1 \$2,609
								L2 \$2,757

C  
O  
K  
C  
0  
0  
2  
0  
5

COLLECTIVE MOTION

Description	D	W	H	CTN WT	CU FT	① Model	List Price
<b>Mobile Markerboard</b>  <ul style="list-style-type: none"> <li>• dry erase laminate</li> <li>• marker rail available in Essentials Veneer</li> <li>• Arctic Silver powder coat bases</li> <li>• two locking and two non-locking casters</li> <li>• board is not magnetic</li> </ul>	20 3/4	50 1/2	66	118	45	CC-MWB4566	\$4,820
<b>Privacy Screen</b>  <p>left shown</p> <ul style="list-style-type: none"> <li>• Satin White acrylic</li> <li>• legs feature slider glides for easy mobility</li> <li>• Arctic Silver tubular steel legs</li> <li>• ships KD</li> <li>• NOTE: It is recommended other furniture be used around the screen to prevent tipping. Screens are not designed to support the weight of items hanging or leaning against them</li> </ul>	25 7/8	41 7/8	63 1/4	100	44	CC-SPS4563R	\$5,976
	25 7/8	41 7/8	63 1/4	100	44	CC-SPS4563L	\$5,976
<b>Privacy Screen</b> 	41 7/8	41 7/8	63 1/4	100	44	CL4242-64PP-ACR	\$3,691
<b>Pull-Up Tablet Table</b>  <ul style="list-style-type: none"> <li>• top face available in Essentials Veneer</li> <li>• slider glides for easy mobility</li> <li>• inside of aluminum frame is white powder coat</li> </ul>	22	14	26	20	6	CC-TT4522	\$2,967

**To Order, Specify:**

① Model Number

② Wood or Paint Finish [See Wood Finish/Color Options](#)

③ Fabric Selection - vendor, pattern and color

Visit [www.jsifurniture.com/finishes-and-materials/textiles](http://www.jsifurniture.com/finishes-and-materials/textiles) for our textiles program.

See selection of standard and graded in manufacturers and patterns.

# Connect Modular Lounge

## Connect Modular Lounge Order Check List:



**Specify:**

- ☐ 1. Model Number
- ☐ 2. Wood Finish
- ☐ 3. Laminate Color Selection (Stand up Surface)
- ☐ 4. Surface Corners (Stand up Surface) - Square (S), no upcharge or Rounded (R) models with straight or curved backs add \$49 list or models with corner backs add \$93 list
- ☐ 5. Fabric Selection
  - A. Seat - Vendor, Pattern and Color
  - B. Back - Vendor, Pattern and Color
  - C. Arm(s) - Vendor, Pattern and Color
  - D. Headrest - Vendor, Pattern and Color
- ☐ 6. Metal Leg Color - Black Sandtex (BSX), Pewter (PEW), Soft Nickel (SNK) or Stardust Silver (STS)
- ☐ 7. Optional Wood Back Rail - available on any unit with two arms, specify and add \$192 list
- ☐ 8. Optional Power Center - Flush Mount (EC22) - Black (B) or White (W); add \$583 list each and indicate left or right arm, end table, center console, linking table or unit with stand up surface
- ☐ 9. Arm Cap - Wood (M) or Black 3D Laminate (B3L) on W models.
- ☐ 10. Optional Drink Holder (DH):
  - one drink holder available per arm; add \$120 list each and indicate left or right arm
  - end tables, console or linking tables available with two drink holders; add \$240 list
- ☐ 11. Optional Tablet Arm - indicate left (TBL) or right arm (TBR); essentials veneer add \$663 list, artisan veneer add \$691
- ☐ 12. Optional Rubber Cushion Nylon Glides - no upcharge
- ☐ 13. Product Options

<b>Example:</b>						
CTL1304UR	BAR	ALB	MOMENTUM	VOX	MYSTIC	STS
(model #)	(finish)	(stand up surface laminate)	(fabric vendor)	(pattern name)	(pattern color)	(metal leg color)

1. Model Number				3. Laminate Color Selection (Stand up Surface):			
2. Wood Finish				HPL Wood Grain Pattern Laminates			
ESS Essentials Veneer				BEL	Belair	MIN	Mineral
BRK	Brickdust*	MIN	Mineral*	BRK	Brickdust	MCH	Mocha
CSK	Cask*	MCH	Mocha*	CSK	Cask	OBK	Outback
CLY	Clay*	OBK	Outback*	CLY	Clay	PIL	Pilsner
FAW	Fawn*	PIL	Pilsner*	EGR	Egret	PIN	Pinnacle Walnut
FLX	Flax	SIE	Sienna	FAW	Fawn	UMB	Umber
FLN	Flint*	TRF	Truffle	FLN	Flint	VAL	Valley
LOF	Loft*	UMB	Umber*	FLO	Florence Walnut	WLH	Walnut Heights
MES	Mesa*	VAL	Valley*	LOF	Loft	WEA	Weathered Ash
				MES	Mesa		
ART Artisan Veneer				HPL Solid Laminates			
BAR	Barrel	RAV	Raven	ALB	Alabaster	SHD	Shadow
BUF	Buff	RYE	Rye	BLK	Black	SLG	Slate Grey
CND	Cinder	SAB	Sable	BBL	Bridal Blanco	ZEN	Zen Grey
EGR	Egret*	SAD	Saddle	DWH	Designer White		
* finishes have coordinating laminate top option							

\* finishes have coordinating laminate top option

4. Surface Corners (Stand up Surface):	
S	Square (standard)
R	Rounded, models with straight or curved backs add \$49 list, Models with corner backs add \$93 list



## Connect Modular Lounge Order Check List (cont.):

### 5. Fabric Selection - Please supply the following:

Fabric vendor/Pattern name/Pattern color

[For a complete list of JSI Standard and Graded-In Textiles click here](#)

Contrasting Upholstery - Units can be specified with a contrasting upholstery feature. When this feature is desired the unit will be priced based on the higher grade fabric selected for the seat, back, arm(s) and headrest.

When specifying contrasting upholstery, indicate clearly which upholstery to be applied to the seat, back, arms and headrest.



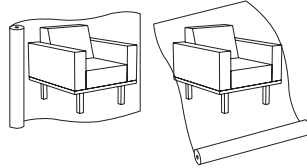
- Indicate direction of fabric - Railroaded or Up the Roll
- Please provide illustration, if available

#### All COM orders must include the following:

- Vendor's name, pattern name and color
- Sample of the fabric attached to order
- Model numbers of items for fabric application front to back unless specified otherwise)
- Customer and purchase order number

Ship prepaid COM material to:  
JSI  
Attn: COM Department  
201 East Martin Street  
Receiving B, Dock 71  
Orleans, IN 47452

Application of fabric:  
Railroaded Up the Roll



All COM orders will ship at standard lead time from receipt of COM except for orders requiring special custom matched finishes.

### 6. Metal Leg Color:

Available in Black Sandtex (BSX), Pewter (PEW), Soft Nickel (SNK) or Stardust Silver (STS) powdercoat.

### 7. Wood Back Rail



For added elegance Connect Low Back units with two arms may be specified with the Wood Back Rail option. The 6" tall wood back rail enhances the back detail as you approach the units from the rear making this a nice feature for "freestanding" applications. This option reduces the back depth by 1 1/8". The back rail will be in the same finish color as the rest of the unit. Specify Wood Back Rail and add \$192 list per unit.

### 8. Power Center - Flush Mount:

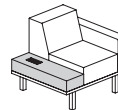
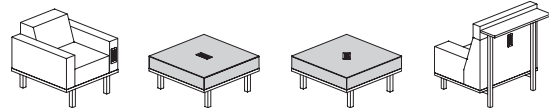


Units with arms, end table, console, linking table or stand up surface can be specified with the Power Center Flush Mount option featuring two waterproof 110 outlets and one dual USB port. Power is connected to the building supply with a 10' long standard three prong cord. Access and storage of excess power cords is provided in the base of the arm or console. Power Center is not available on Corner Seats or Corner Tables.

#### Power Center (EC22):

- Left or right arm with one Power Center per arm mounted vertically in the front; add \$583 list each, indicate left or right arm (as seated)
- End, console, straight or wedge linking table with one Power Center mounted front to back in top; add \$583 list each
- Single seat unit with a stand up surface and one Power Center located 7 1/4" under the surface and centered in the back; add \$583 list
- Two seat units with a stand up surface and two Power Centers located 7 1/4" under the surface and centered in each back; add \$1,166 list
- Three seat units with a stand up surface and two Power Centers located 7 1/4" under the surface and centered in the back of the left and right backs; add add \$1,749 list

**NOTE: Power Center color, Black (B) or White (W) must be specified.**



### Power Center (EC21) - Under Mount:

This accessory item featuring one 110 volt power receptacle and one dual USB port mounts to the underside of units. See page CT66 for additional information.



Connect Modular Lounge

Connect Modular Lounge Order Check List (cont.):

10. Drink Holder



Units with an arm, end table, console or linking table can be specified with the drink holder option. The drink holder features a plastic base with rubber coaster and a metal trim cap.

Drink Holder (DH):

list each and indicate left or right arm as seated)  
add \$240 list

NOTE: Metal trim cap color will match the Metal Leg Color. Drink holder cannot be ordered on an arm with a tablet arm.

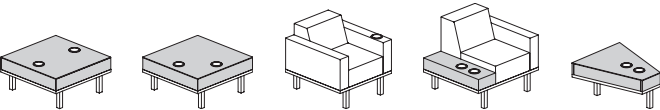
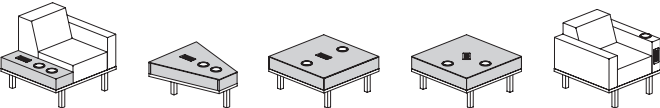


Table Power Center and Drink Holder Standard Locations:



11. Tablet Arm:



- rotating
  - 10" x 18" veneer surface
- \$663 list for essentials veneer, \$691 for artisan veneer, for each tablet arm specified

12. Optional Rubber Cushion Nylon Glides - no upcharge

13. Product Options:

**Optional Coordinating Wood Grain Laminate Surfaces:**  
No additional upcharge. Finishes with an asterisk (\*) have a coordinating laminate available.  
(For wood cap arm, tables or tablet arm)  
**Special Finish:** \$372 list upcharge

**Features:**

- 20" and 30" seat widths
- four back heights available on units with a 30" seat width
- arm models with a 20" seat width have an arm width of 5"
- arm models with a 30" seat width have an arm width of 10"
- all units have a 1 1/4" wood base platform
- end table, console and linking tables are made of plywood construction with maple veneer surface
- metal legs are 1 3/4" x 1 3/4" x 8 1/4" 16 guage steel tube with metal leveling glides

Linking Brackets:

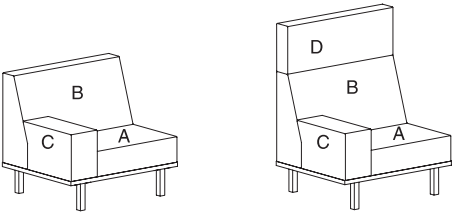


Each unit ships with two sets of link brackets; two latches and two hooks providing quick connection to form limitless configurations.

Contrasting Upholstery:



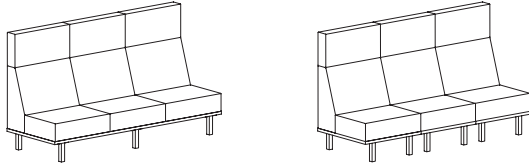
Units can be specified with a contrasting upholstery feature. When this feature is desired the unit will be priced based on the highest grade fabric selected for the seat, back, arm(s) or headrest. Specify the seat (A), back (B), arm (C) and headrest (D) fabric on your order.



## Planning Section:

### Modularity:

Modularity and versatility allows you to fit Connect into any footprint using large and small scale components or a mix of both. The use of wider and fewer units will diminish the number of legs in a configuration. More units shorter in width will increase the number of legs in a configuration.



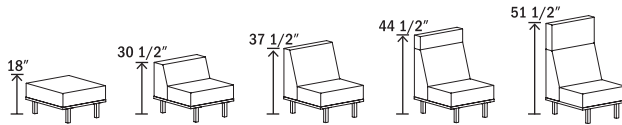
### Curved Units:

Curved units in varying radius degrees are available to help aid in creating configurations with different twists and turns.

### Back Heights:

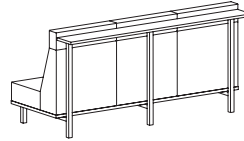
Units with a 20" seat width are available with low back height or bench style.

Units with a 30" seat width are available in bench style or four different back heights; low, mid, high and privacy. 7" and 14" headrest are included on the High and Privacy back respectively.



### Complementary Components

Units with a 30" seat width and a high or privacy back are available with a 10"d stand up laminate surface with a coordinating 3mm PVC edge. These surfaces may be used as touch down spaces or to provide tiered type seating.



### Laminate Color Selection for Stand Up Surface:

#### HPL Wood Grain Pattern Laminates

BEL	Belair	MIN	Mineral
BRK	Brickdust	MCH	Mocha
CSK	Cask	OBK	Outback
CLY	Clay	PIL	Pilsner
EGR	Egret	PIN	Pinnacle Walnut
FAW	Fawn	UMB	Umber
FLN	Flint	VAL	Valley
FLO	Florence Walnut	WLH	Walnut Heights
LOF	Loft	WEA	Weathered Ash
MES	Mesa		

#### HPL Solid Laminates

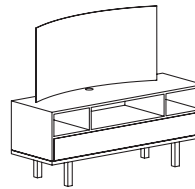
ALB	Alabaster	SHD	Shadow
BLK	Black	SLG	Slate Grey
BBL	Bridal Blanco	ZEN	Zen Grey
DWH	Designer White		

### Surface Corners for Stand Up Surface:

Specify Square (S) or Rounded (R) corner and add \$49 for straight models and \$93 on corner models.

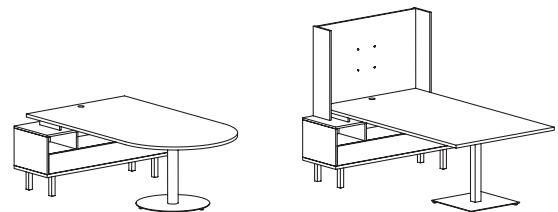
### Media Cabinets

1/4"d x 50"w x 26"h straight and curved Media Cabinets with and without acrylic screens can be used for presentation and training sessions. 20" deep straight and curved media benches are available to compliment the configuration.



### Media Activity Center

For meetings and presentations with an overall footprint of 60" x 72" or 60" x 84", the Media Activity Center is available with either a bullet or rectangular shaped top. These units may also be ordered with or without a back panel. The back panel feature includes a TV mount.



## Connect Modular Lounge

## COM Yardage Requirements for Multiple Fabrics

Model	Description	Seat Only COM Ydg	Back Only COM Ydg	Arm Only COM Ydg	Headrest Only COM Ydg
CTC20S1UC	Corner Seat Low Back, Center	1.00	3.00		
CTC20S1UL	Corner Seat Low Back, Left	1.00	3.00		
CTC20S1UR	Corner Seat Low Back, Right	1.00	3.00		
CTC20S2UC	Corner Seat Mid Back, Center	1.00	3.50		
CTC20S2UL	Corner Seat Mid Back, Left	1.00	3.50		
CTC20S2UR	Corner Seat Mid Back, Right	1.00	3.50		
CTC20S3UC	Corner Seat High Back, Center	1.00	3.50		1.75
CTC20S3UL	Corner Seat High Back, Left	1.00	3.50		1.75
CTC20S3UR	Corner Seat High Back, Right	1.00	3.50		1.75
CTC20S4UC	Corner Seat High Back, Center	1.00	3.50		1.75
CTC20S4UL	Corner Seat High Back, Left	1.00	3.50		1.75
CTC20S4UR	Corner Seat High Back, Right	1.00	3.50		1.75
CTC20S5UC	Corner Seat Privacy Back, Center	1.00	3.50		2.50
CTC20S5UL	Corner Seat Privacy Back, Left	1.00	3.50		2.50
CTC20S5UR	Corner Seat Privacy Back, Right	1.00	3.50		2.50
CTC20S6UC	Corner Seat Privacy Back, Center	1.00	3.50		2.50
CTC20S6UL	Corner Seat Privacy Back, Left	1.00	3.50		2.50
CTC20S6UR	Corner Seat Privacy Back, Right	1.00	3.50		2.50
CTC20T2UC	Corner Table Mid Back, Center	1.25	3.50		
CTC20T2UL	Corner Table Mid Back, Left	1.25	3.50		
CTC20T2UR	Corner Table Mid Back, Right	1.25	3.50		
CTC20T2W	Corner Table Mid Back	0.75	3.50		
CTC20T3UC	Corner Table High Back, Center	1.25	3.50		1.75
CTC20T3UL	Corner Table High Back, Left	1.25	3.50		1.75
CTC20T3UR	Corner Table High Back, Right	1.25	3.50		1.75
CTC20T3W	Corner Table High Back	0.75	3.50		1.75
CTC20T4UC	Corner Table High Back, Center	1.25	3.50		1.75
CTC20T4UL	Corner Table High Back, Left	1.25	3.50		1.75
CTC20T4UR	Corner Table High Back, Right	1.25	3.50		1.75
CTC20T4W	Corner Table High Back	0.75	3.50		1.75
CTC20T5UC	Corner Table Privacy Back, Center	1.25	3.50		2.50
CTC20T5UL	Corner Table Privacy Back, Left	1.25	3.50		2.50
CTC20T5UR	Corner Table Privacy Back, Right	1.25	3.50		2.50
CTC20T5W	Corner Table Privacy Back	0.75	3.50		2.50
CTC20T6UC	Corner Table Privacy Back, Center	1.25	3.50		2.50
CTC20T6UL	Corner Table Privacy Back, Left	1.25	3.50		2.50
CTC20T6UR	Corner Table Privacy Back, Right	1.25	3.50		2.50
CTC20T6W	Corner Table Privacy Back	0.75	3.50		2.50
CTI32121	90° Curved Seat Low Back	1.50	4.00		
CTI32122	90° Curved Seat Mid Back	1.50	4.75		
CTI32123	90° Curved Seat High Back	1.50	4.75		1.75
CTI32124	90° Curved Seat High Back	1.50	4.75		1.75
CTI32125	90° Curved Seat Privacy Back	1.50	4.75		2.75
CTI32126	90° Curved Seat Privacy Back	1.50	4.75		2.75
CTI32301	45° Curved Seat Low Back	1.50	2.50		
CTI32302	45° Curved Seat Mid Back	1.50	2.75		
CTI32303	45° Curved Seat High Back	1.50	2.75		1.50
CTI32304	45° Curved Seat High Back	1.50	2.75		1.50
CTI32305	45° Curved Seat Privacy Back	1.50	2.75		2.00
CTI32306	45° Curved Seat Privacy Back	1.50	2.75		2.00
CTI32451	45° Curved Seat Low Back	1.75	3.33		
CTI32452	45° Curved Seat Mid Back	1.75	3.75		
CTI32453	45° Curved Seat High Back	1.75	3.75		1.75
CTI32454	45° Curved Seat High Back	1.75	3.75		1.75
CTI32455	45° Curved Seat Privacy Back	1.75	3.75		2.75
CTI32456	45° Curved Seat Privacy Back	1.75	3.75		2.75
CTL1201	Single Seat Low Back	2.00	1.50		
CTL1201CL	Single Seat Low Back, Left	2.00	1.50		
CTL1201CR	Single Seat Low Back, Right	2.00	1.50		
CTL1201U2	Single Seat Low Back	2.00	1.50	3.00	
CTL1201UL	Single Seat Low Back, Left	2.00	1.50	1.50	
CTL1201ULCR	Single Seat Low Back, Left	2.00	1.50	1.50	
CTL1201UR	Single Seat Low Back, Right	2.00	1.50	1.50	
CTL1201URCL	Single Seat Low Back, Right	2.00	1.50	1.50	
CTL1201W2	Single Seat Low Back	2.00	1.50	3.00	
CTL1201WL	Single Seat Low Back, Left	2.00	1.50	1.50	
CTL1201WLCR	Single Seat Low Back, Left	2.00	1.50	1.50	

CONNECT

C  
O  
K  
C  
0  
0  
2  
0  
5



## Connect Modular Lounge

Model	Description	Seat Only COM Ydg	Back Only COM Ydg	Arm Only COM Ydg	Headrest Only COM Ydg
CTL1201WR	Single Seat Low Back, Right	2.00	1.50	1.50	
CTL1201WRCL	Single Seat Low Back, Right	2.00	1.50	1.50	
CTL1301	Single Seat Low Back	2.00	1.50		
CTL1301CL	Single Seat Low Back, Left	2.00	1.50		
CTL1301CR	Single Seat Low Back, Right	2.00	1.50		
CTL1301U2	Single Seat Low Back	2.00	1.50	3.00	
CTL1301UL	Single Seat Low Back, Left	2.00	1.50	1.50	
CTL1301ULCR	Single Seat Low Back, Left	2.00	1.50	1.50	
CTL1301UR	Single Seat Low Back, Right	2.00	1.50	1.50	
CTL1301URCL	Single Seat Low Back, Right	2.00	1.50	1.50	
CTL1301W2	Single Seat Low Back	2.00	1.50	3.00	
CTL1301WL	Single Seat Low Back, Left	2.00	1.50	1.50	
CTL1301WLCR	Single Seat Low Back, Left	2.00	1.50	1.50	
CTL1301WR	Single Seat Low Back, Right	2.00	1.50	1.50	
CTL1301WRCL	Single Seat Low Back, Right	2.00	1.50	1.50	
CTL1302	Single Seat Mid Back	2.00	1.75		
CTL1302UL	Single Seat Mid Back, Left	2.00	1.75	1.50	
CTL1302UR	Single Seat Mid Back, Right	2.00	1.75	1.50	
CTL1302WL	Single Seat Mid Back, Left	2.00	1.75	1.50	
CTL1302WR	Single Seat Mid Back, Right	2.00	1.75	1.50	
CTL1303	Single Seat High Back	2.00	1.75		0.75
CTL1303UL	Single Seat High Back, Left	2.00	1.75	1.50	0.75
CTL1303UR	Single Seat High Back, Right	2.00	1.75	1.50	0.75
CTL1303WL	Single Seat High Back, Left	2.00	1.75	1.50	0.75
CTL1303WR	Single Seat High Back, Right	2.00	1.75	1.50	0.75
CTL1304	Single Seat High Back	2.00	1.75		0.75
CTL1304UL	Single Seat High Back, Left	2.00	1.75	1.50	0.75
CTL1304UR	Single Seat High Back, Right	2.00	1.75	1.50	0.75
CTL1304WL	Single Seat High Back, Left	2.00	1.75	1.50	0.75
CTL1304WR	Single Seat High Back, Right	2.00	1.75	1.50	0.75
CTL1305	Single Seat Privacy Back	2.00	1.75		1.25
CTL1305UL	Single Seat Privacy Back, Left	2.00	1.75	1.50	1.25
CTL1305UR	Single Seat Privacy Back, Right	2.00	1.75	1.50	1.25
CTL1305WL	Single Seat Privacy Back, Left	2.00	1.75	1.50	1.25
CTL1305WR	Single Seat Privacy Back, Right	2.00	1.75	1.50	1.25
CTL1306	Single Seat Privacy Back	2.00	1.75		1.25
CTL1306UL	Single Seat Privacy Back, Left	2.00	1.75	1.50	1.25
CTL1306UR	Single Seat Privacy Back, Right	2.00	1.75	1.50	1.25
CTL1306WL	Single Seat Privacy Back, Left	2.00	1.75	1.50	1.25
CTL1306WR	Single Seat Privacy Back, Right	2.00	1.75	1.50	1.25
CTL2201	Two Seat Low Back	4.00	3.00		
CTL2201U2	Two Seat Low Back	4.00	3.00	3.00	
CTL2201U2CC	Two Seat Low Back	4.00	3.00	3.00	
CTL2201W2	Two Seat Low Back	4.00	3.00	3.00	
CTL2201W2CC	Two Seat Low Back	4.00	3.00	3.00	
CTL2301	Two Seat Low Back	4.00	3.00		
CTL2301U2	Two Seat Low Back	4.00	3.00	3.00	
CTL2301U2CC	Two Seat Low Back	4.00	3.00	3.00	
CTL2301UL	Two Seat Low Back, Left	4.00	3.00	1.50	
CTL2301UR	Two Seat Low Back, Right	4.00	3.00	1.50	
CTL2301W2	Two Seat Low Back	4.00	3.00	3.00	
CTL2301W2CC	Two Seat Low Back	4.00	3.00	3.00	
CTL2301WL	Two Seat Low Back, Left	4.00	3.00	1.50	
CTL2301WR	Two Seat Low Back, Right	4.00	3.00	1.50	
CTL2302	Two Seat Mid Back	4.00	3.50		
CTL2302UL	Two Seat Mid Back, Left	4.00	3.50	1.50	
CTL2302UR	Two Seat Mid Back, Right	4.00	3.50	1.50	
CTL2302WL	Two Seat Mid Back, Left	4.00	3.50	1.50	
CTL2302WR	Two Seat Mid Back, Right	4.00	3.50	1.50	
CTL2303	Two Seat High Back	4.00	3.50		1.50
CTL2303UL	Two Seat High Back, Left	4.00	3.50	1.50	1.50
CTL2303UR	Two Seat High Back, Right	4.00	3.50	1.50	1.50
CTL2303WL	Two Seat High Back, Left	4.00	3.50	1.50	1.50
CTL2303WR	Two Seat High Back, Right	4.00	3.50	1.50	1.50
CTL2304	Two Seat High Back	4.00	3.50		1.50
CTL2304UL	Two Seat High Back, Left	4.00	3.50	1.50	1.50
CTL2304UR	Two Seat High Back, Right	4.00	3.50	1.50	1.50
CTL2304WL	Two Seat High Back, Left	4.00	3.50	1.50	1.50
CTL2304WR	Two Seat High Back, Right	4.00	3.50	1.50	1.50
CTL2305	Two Seat Privacy Back	4.00	3.50		2.50

C  
O  
K  
C  
O  
O  
2  
0  
5

CONNECT



## Connect Modular Lounge

C  
O  
K  
C  
0  
0  
2  
0  
5

Model	Description	Seat Only COM Ydg	Back Only COM Ydg	Arm Only COM Ydg	Headrest Only COM Ydg
CTL2305UL	Two Seat Privacy Back, Left	4.00	3.50	1.50	2.50
CTL2305UR	Two Seat Privacy Back, Right	4.00	3.50	1.50	2.50
CTL2305WL	Two Seat Privacy Back, Left	4.00	3.50	1.50	2.50
CTL2305WR	Two Seat Privacy Back, Right	4.00	3.50	1.50	2.50
CTL2306	Two Seat Privacy Back	4.00	3.50		2.50
CTL2306UL	Two Seat Privacy Back, Left	4.00	3.50	1.50	2.50
CTL2306UR	Two Seat Privacy Back, Right	4.00	3.50	1.50	2.50
CTL2306WL	Two Seat Privacy Back, Left	4.00	3.50	1.50	2.50
CTL2306WR	Two Seat Privacy Back, Right	4.00	3.50	1.50	2.50
CTL3201	Three Seat Low Back	6.00	4.50		
CTL3201U2	Three Seat Low Back	6.00	4.50	3.00	
CTL3201W2	Three Seat Low Back	6.00	4.50	3.00	
CTL3301	Three Seat Low Back	6.00	4.50		
CTL3302	Three Seat Mid Back	6.00	5.25		
CTL3303	Three Seat High Back	6.00	5.25		2.25
CTL3304	Three Seat High Back	6.00	5.25		2.25
CTL3305	Three Seat Privacy Back	6.00	5.25		3.75
CTL3306	Three Seat Privacy Back	6.00	5.25		3.75
CTL4201	Four Seat Low Back	8.00	6.00		
CTL4201U2	Four Seat Low Back	8.00	6.00	3.00	
CTL4201W2	Four Seat Low Back	8.00	6.00	3.00	
CT032121	90° Curved Seat Low Back	2.25	1.50		
CT032122	90° Curved Seat Mid Back	2.25	2.00		
CT032123	90° Curved Seat High Back	2.25	2.00		0.75
CT032125	90° Curved Seat Privacy Back	2.25	2.00		1.00
CT032301	45° Curved Seat Low Back	1.50	1.50		
CT032302	45° Curved Seat Mid Back	1.50	1.75		
CT032303	45° Curved Seat High Back	1.50	1.75		0.75
CT032304	45° Curved Seat High Back	1.50	1.75		0.75
CT032305	45° Curved Seat Privacy Back	1.50	1.75		1.00
CT032306	45° Curved Seat Privacy Back	1.50	1.75		1.00
CT032451	45° Curved Seat Low Back	2.00	2.00		
CT032452	45° Curved Seat Mid Back	2.00	2.50		
CT032453	45° Curved Seat High Back	2.00	2.50		1.00
CT032454	45° Curved Seat High Back	2.00	2.50		1.00
CT032455	45° Curved Seat Privacy Back	2.00	2.50		1.50
CT032456	45° Curved Seat Privacy Back	2.00	2.50		1.50

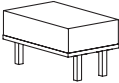
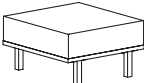
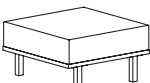
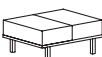
CONNECT

C  
O  
K  
C  
0  
0  
2  
0  
5


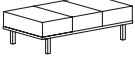
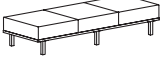
CONNECT

## Connect Modular Lounge

C  
O  
K  
C  
0  
0  
2  
0  
5

Description	① Model	Specifications	List Price Per Grade		
<div>Single Seat Bench</div> <div></div>	<div>CTL1200</div> <div><div>· 20" seat width</div><div>· recommended for modular configuration only</div><div>· artisan veneer available; specify and add \$128 list</div></div> <td><div>Dimensions</div><div>D</div><div>W</div><div>H</div></td> <td>COM \$1,523</td>	<div>Dimensions</div> <div>D</div> <div>W</div> <div>H</div>	COM \$1,523		
		Overall	32	20	18
		Seat	32	20	18
		<div>Upholstery</div>	<div>Shipping</div>		
		COM Ydg	2 ¼	Ctn Wt	55
		COL Sq Ft	52	Cu Ft	7
					A \$1,577
					B \$1,642
					COL/C \$1,754
					D \$1,897
			E \$2,041		
			F \$2,268		
			G \$2,509		
			H \$2,766		
			I \$3,168		
			J \$3,645		
			L1 \$2,880		
			L2 \$3,212		
<div>Single Seat Bench</div> <div></div>	<div>CTL1300</div> <div><div>· 30" seat width</div><div>· artisan veneer available; specify and add \$128 list</div></div>	<div>Dimensions</div> <div>D</div> <div>W</div> <div>H</div>	COM \$1,539		
		Overall	32	30	18
		Seat	32	30	18
		<div>Upholstery</div>	<div>Shipping</div>		
		COM Ydg	2 ¼	Ctn Wt	58
		COL Sq Ft	52	Cu Ft	10
					A \$1,595
					B \$1,657
					COL/C \$1,772
					D \$1,917
			E \$2,061		
			F \$2,284		
			G \$2,526		
			H \$2,781		
			I \$3,183		
			J \$3,665		
			L1 \$2,895		
			L2 \$3,231		
<div>Single Seat Bench</div> <div></div>	<div>CTS320</div> <div><div>· 32" seat width</div><div>· attaches to lounge, bench or other linking units to form a 90° shaped connection</div><div>· artisan veneer available; specify and add \$128 list</div></div>	<div>Dimensions</div> <div>D</div> <div>W</div> <div>H</div>	COM \$1,785		
		Overall	32	32	18
		Seat	32	32	18
		<div>Upholstery</div>	<div>Shipping</div>		
		COM Ydg	2 ¼	Ctn Wt	73
		COL Sq Ft	52	Cu Ft	10
					A \$1,845
					B \$1,912
					COL/C \$2,022
					D \$2,166
			E \$2,312		
			F \$2,536		
			G \$2,774		
			H \$3,032		
			I \$3,432		
			J \$3,915		
			L1 \$3,144		
			L2 \$3,480		
<div>Two Seat Bench</div> <div></div>	<div>CTL2200</div> <div><div>· 20" individual seat width</div><div>· artisan veneer available; specify and add \$128 list</div></div>	<div>Dimensions</div> <div>D</div> <div>W</div> <div>H</div>	COM \$2,732		
		Overall	32	40	18
		Seat	32	40	18
		<div>Upholstery</div>	<div>Shipping</div>		
		COM Ydg	4 ½	Ctn Wt	79
		COL Sq Ft	104	Cu Ft	13
					A \$2,840
					B \$2,967
					COL/C \$3,191
					D \$3,479
			E \$3,771		
			F \$4,218		
			G \$4,701		
			H \$5,213		
			I \$6,016		
			J \$6,979		
			L1 \$5,439		
			L2 \$6,112		



Description	① Model	Specifications				List Price Per Grade	
<b>Two Seat Bench</b> 	<b>CTL2300</b> • 30" individual seat width • artisan veneer available; specify and add \$128 list	<b>Dimensions</b>	<b>D</b>	<b>W</b>	<b>H</b>	COM	\$2,761
		Overall	32	60	18	A	\$2,867
		Seat	32	60	18	B	\$2,996
		<b>Upholstery</b>	<b>Shipping</b>			COL/C	\$3,221
		COM Ydg	4 ½	Ctn Wt	100	D	\$3,511
		COL Sq Ft	104	Cu Ft	19	E	\$3,796
						F	\$4,249
<b>Three Seat Bench</b> 	<b>CTL3200</b> • 20" individual seat width • artisan veneer available; specify and add \$128 list	<b>Dimensions</b>	<b>D</b>	<b>W</b>	<b>H</b>	G	\$4,729
		Overall	32	60	18	H	\$5,241
		Seat	32	60	18	I	\$6,046
		<b>Upholstery</b>	<b>Shipping</b>			J	\$7,006
		COM Ydg	6 ¾	Ctn Wt	113	L1	\$5,467
		COL Sq Ft	156	Cu Ft	19	L2	\$6,141
<b>Three Seat Bench</b> 	<b>CTL3300</b> • 30" individual seat width • artisan veneer available; specify and add \$128 list	<b>Dimensions</b>	<b>D</b>	<b>W</b>	<b>H</b>	COM	\$3,941
		Overall	32	90	18	A	\$4,098
		Seat	32	90	18	B	\$4,290
		<b>Upholstery</b>	<b>Shipping</b>			COL/C	\$4,628
		COM Ydg	6 ¾	Ctn Wt	158	D	\$5,058
		COL Sq Ft	156	Cu Ft	28	E	\$5,493
						F	\$6,167
						G	\$6,890
						H	\$7,660
						I	\$8,863
						J	\$10,308
						L1	\$7,997
						L2	\$9,008
		<b>Dimensions</b>	<b>D</b>	<b>W</b>	<b>H</b>	COM	\$3,985
		Overall	32	90	18	A	\$4,145
		Seat	32	90	18	B	\$4,336
		<b>Upholstery</b>	<b>Shipping</b>			COL/C	\$4,672
		COM Ydg	6 ¾	Ctn Wt	158	D	\$5,105
		COL Sq Ft	156	Cu Ft	28	E	\$5,539
						F	\$6,213
						G	\$6,935
						H	\$7,706
						I	\$8,912
						J	\$10,352
						L1	\$8,043
						L2	\$9,051

**To Order, Specify:**

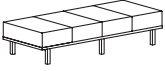
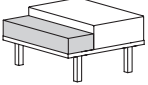

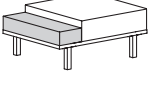

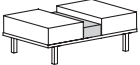
- ① Model Number
- ② Wood Finish [See Wood Finish Options](#)
- ③ Fabric Selection - vendor, pattern and color  
Visit [www.jsifurniture.com/finishes-and-materials/textiles](http://www.jsifurniture.com/finishes-and-materials/textiles) for our textiles program.  
See selection of standard and graded in manufacturers and patterns.
- ④ Metal Leg Color - [See Metal Leg Color Options](#)
- ⑤ Optional Rubber Cushion Nylon Glides - no upcharge
- ⑥ Product Options

**Specifications**

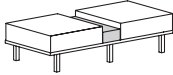
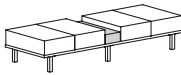

- Wood Finishes - Essentials or Artisan.
- Seat has synthetic sheet webbing with cross strap reinforcement, 4 ¼" high density polyurethane foam.
- Plywood construction with locking tenons, glue and screws.
- Linking bracket included.
- Metal legs are 16 gauge steel tube with metal leveling glides.

## Connect Modular Lounge

C  
O  
K  
C  
0  
0  
2  
0  
5

Description	① Model	Specifications	List Price Per Grade
<b>Four Seat Bench</b> 	<b>CTL4200</b> · 20" individual seat width · artisan veneer available; specify and add \$128 list	<b>Dimensions</b>	<b>COM \$4,848</b>
		<b>D</b>	<b>A \$5,051</b>
		<b>W</b>	<b>B \$5,310</b>
		<b>H</b>	<b>COL/C \$5,758</b>
		<b>Overall</b>	<b>D \$6,336</b>
		<b>Seat</b>	<b>E \$6,913</b>
		<b>Upholstery</b>	<b>F \$7,810</b>
		<b>Shipping</b>	<b>G \$8,774</b>
		<b>COM Ydg</b>	<b>H \$9,802</b>
		<b>COL Sq Ft</b>	<b>I \$11,405</b>
<b>Single Seat Bench with End Table</b>  <b>CTL1200CR</b> right  <b>CTL1200CL</b> left	<b>CTL1200CR</b> <b>CTL1200CL</b> · 20" seat width · 10" table width · artisan veneer available; specify and add \$191 list	<b>Dimensions</b>	<b>COM \$1,830</b>
		<b>D</b>	<b>A \$1,888</b>
		<b>W</b>	<b>B \$1,954</b>
		<b>H</b>	<b>COL/C \$2,066</b>
		<b>Overall</b>	<b>D \$2,209</b>
		<b>Seat</b>	<b>E \$2,355</b>
		<b>Upholstery</b>	<b>F \$2,578</b>
		<b>Shipping</b>	<b>G \$2,819</b>
		<b>COM Ydg</b>	<b>H \$3,077</b>
		<b>COL Sq Ft</b>	<b>I \$3,477</b>
<b>Single Seat Bench with End Table</b>  <b>CTL1300CR</b> right  <b>CTL1300CL</b> left	<b>CTL1300CR</b> <b>CTL1300CL</b> · 30" seat width · 10" table width · artisan veneer available; specify and add \$191 list	<b>Dimensions</b>	<b>COM \$1,931</b>
		<b>D</b>	<b>A \$1,992</b>
		<b>W</b>	<b>B \$2,056</b>
		<b>H</b>	<b>COL/C \$2,169</b>
		<b>Overall</b>	<b>D \$2,315</b>
		<b>Seat</b>	<b>E \$2,458</b>
		<b>Upholstery</b>	<b>F \$2,685</b>
		<b>Shipping</b>	<b>G \$2,927</b>
		<b>COM Ydg</b>	<b>H \$3,181</b>
		<b>COL Sq Ft</b>	<b>I \$3,582</b>
<b>Two Seat Bench with Center Console</b> 	<b>CTL2200CC</b> · 20" individual seat width · 10" wide center console · artisan veneer available; specify and add \$191 list	<b>Dimensions</b>	<b>COM \$2,911</b>
		<b>D</b>	<b>A \$3,022</b>
		<b>W</b>	<b>B \$3,150</b>
		<b>H</b>	<b>COL/C \$3,375</b>
		<b>Overall</b>	<b>D \$3,665</b>
		<b>Seat</b>	<b>E \$3,953</b>
		<b>Upholstery</b>	<b>F \$4,403</b>
		<b>Shipping</b>	<b>G \$4,884</b>
		<b>COM Ydg</b>	<b>H \$5,395</b>
		<b>COL Sq Ft</b>	<b>I \$6,200</b>

CONNECT

Description	① Model	Specifications				List Price Per Grade	
<b>Two Seat Bench with Center Console</b> 	<b>CTL2300CC</b> • 30" individual seat width • 10" wide center console • artisan veneer available; specify and add \$191 list	<b>Dimensions</b>	<b>D</b>	<b>W</b>	<b>H</b>	COM	\$3,127
		Overall	32	70	18	A	\$3,237
		Seat	32	60	18	B	\$3,369
		<b>Upholstery</b>	<b>Shipping</b>			COL/C	\$3,590
		COM Ydg	4 ½	Ctn Wt	117	D	\$3,880
		COL Sq Ft	104	Cu Ft	22	E	\$4,168
						F	\$4,616
<b>Four Seat Bench with Center Console</b> 	<b>CTL4200CC</b> • 20" individual seat width • 10" wide center console • artisan veneer available; specify and add \$191 list	<b>Dimensions</b>	<b>D</b>	<b>W</b>	<b>H</b>	COM	\$5,090
		Overall	32	90	18	A	\$5,294
		Seat	32	80	18	B	\$5,554
		<b>Upholstery</b>	<b>Shipping</b>			COL/C	\$6,001
		COM Ydg	9	Ctn Wt	163	D	\$6,580
		COL Sq Ft	207	Cu Ft	28	E	\$7,156
						F	\$8,054
<b>90° Curved Bench</b> 	<b>CTI32120</b> • 12" inside radius • 44" outside radius • artisan veneer available; specify and add \$128 list	<b>Dimensions</b>	<b>D</b>	<b>W</b>	<b>H</b>	COM	\$2,354
		Overall	32		18	A	\$2,424
		Seat	32		18	B	\$2,496
		<b>Upholstery</b>	<b>Shipping</b>			COL/C	\$2,619
		COM Ydg	2 ½	Ctn Wt	65	D	\$2,781
		COL Sq Ft	58	Cu Ft	23	E	\$2,940
						F	\$3,190
						G	\$3,460
						H	\$3,743
						I	\$4,190
						J	\$4,724
						L1	\$3,868
						L2	\$4,243

**To Order, Specify:**

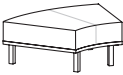
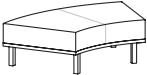
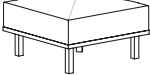

- ① Model Number
- ② Wood Finish [See Wood Finish Options](#)
- ③ Fabric Selection - vendor, pattern and color  
Visit [www.jsifurniture.com/finishes-and-materials/textiles](http://www.jsifurniture.com/finishes-and-materials/textiles) for our textiles program.  
See selection of standard and graded in manufacturers and patterns.
- ④ Metal Leg Color - [See Metal Leg Color Options](#)
- ⑤ Optional Power Center - Flush Mount (EC22) - Black (B) or White (W); \$583 list each, see page CT3 for location availability
- ⑥ Optional Drink Holders (DH) - add \$240 list
- ⑦ Optional Coordinating Wood Grain Laminate Available on Table Top - no upcharge.  
Finishes with an asterisk have a coordinating laminate available.
- ⑧ Optional Rubber Cushion Nylon Glides - no upcharge
- ⑨ Product Options

**Specifications**



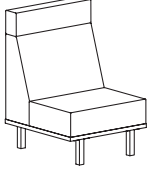
- Wood Finishes - Essentials or Artisan.
- Seat has synthetic sheet webbing with cross strap reinforcement, 4 ¼" high density polyurethane foam.
- Plywood construction with locking tenons, glue and screws.
- Linking bracket included.
- Metal legs are 16 gauge steel tube with metal leveling glides.

## Connect Modular Lounge

C  
O  
K  
C  
0  
0  
2  
0  
5

Description	① Model	Specifications	List Price Per Grade
<b>45° Curved Bench</b> 	<b>CTI32300</b> · 30" inside radius · 66" outside radius · artisan veneer available; specify and add \$128 list	<b>Dimensions</b>	COM \$2,354
		Overall      32      W      H      18	A \$2,417
		Seat      32      18	B \$2,473
		<b>Upholstery</b>	COL/C \$2,573
		<b>Shipping</b>	D \$2,700
		COM Ydg      2      Ctn Wt      62	E \$2,831
		COL Sq Ft      46      Cu Ft      18	F \$3,028
<b>45° Curved Bench</b> 	<b>CTI32450</b> · 45" inside radius · 77" outside radius · artisan veneer available; specify and add \$128 list	<b>Dimensions</b>	COM \$2,354
		Overall      32      W      H      18	A \$2,424
		Seat      32      18	B \$2,496
		<b>Upholstery</b>	COL/C \$2,619
		<b>Shipping</b>	D \$2,781
		COM Ydg      2 ½      Ctn Wt      65	E \$2,940
		COL Sq Ft      58      Cu Ft      22	F \$3,190
<b>Quarter Round Bench</b> 	<b>CTW900</b> · 32" seat width · fully upholstered · artisan veneer available; specify and add \$128 list	<b>Dimensions</b>	COM \$1,564
		Overall      32      W      H      18	A \$1,616
		Seat      32      18	B \$1,675
		<b>Upholstery</b>	COL/C \$1,773
		<b>Shipping</b>	D \$1,899
		COM Ydg      2      Ctn Wt      58	E \$2,031
		COL Sq Ft      46      Cu Ft      11	F \$2,228
<b>Single Seat Low Back</b> 	<b>CTL1201</b> · armless · 20" seat width · COM based on single fabric · multiple fabrics, see pages CT6-CT8 for yardage requirements · artisan veneer available; specify and add \$128 list	<b>Dimensions</b>	COM \$1,577
		Overall      32      20      30 ½	A \$1,652
		Seat      20      20      18	B \$1,751
		<b>Upholstery</b>	COL/C \$1,925
		<b>Shipping</b>	D \$2,150
		COM Ydg      3 ½      Ctn Wt      66	E \$2,375
		COL Sq Ft      81      Cu Ft      11	F \$2,725
			G \$3,097
			H \$3,498
			I \$4,122
			J \$4,871
			L1 \$3,673
			L2 \$4,197

CONNECT

Description	① Model	Specifications				List Price Per Grade	
<b>Single Seat Low Back</b>  	<b>CTL1301</b> <ul style="list-style-type: none"> <li>armless</li> <li>30" seat width</li> <li>COM based on single fabric</li> <li>multiple fabrics, see pages CT6-CT8 for yardage requirements</li> <li>artisan veneer available; specify and add \$128 list</li> </ul>	<b>Dimensions</b>	<b>D</b>	<b>W</b>	<b>H</b>	COM	\$1,716
		Overall	32	30	30 ½	A	\$1,794
		Seat	20	30	18	B	\$1,892
		<b>Upholstery</b>	<b>Shipping</b>			COL/C	\$2,068
		COM Ydg	3 ½	Ctn Wt	77	D	\$2,293
		COL Sq Ft	81	Cu Ft	16	E	\$2,516
						F	\$2,865
						G	\$3,241
						H	\$3,638
						I	\$4,263
<b>Single Seat Mid Back</b>  	<b>CTL1302</b> <ul style="list-style-type: none"> <li>armless</li> <li>30" seat width</li> <li>COM based on single fabric</li> <li>multiple fabrics, see pages CT6-CT8 for yardage requirements</li> <li>artisan veneer available; specify and add \$128 list</li> </ul>	<b>Dimensions</b>	<b>D</b>	<b>W</b>	<b>H</b>	COM	\$1,911
		Overall	32	30	37 ½	A	\$1,991
		Seat	20	30	18	B	\$2,100
		<b>Upholstery</b>	<b>Shipping</b>			COL/C	\$2,284
		COM Ydg	3 ¾	Ctn Wt	82	D	\$2,526
		COL Sq Ft	87	Cu Ft	21	E	\$2,767
						F	\$3,141
						G	\$3,541
						H	\$3,970
						I	\$4,640
<b>Single Seat High Back</b>  	<b>CTL1303</b> <ul style="list-style-type: none"> <li>armless</li> <li>30" seat width</li> <li>7" high headrest</li> <li>COM based on single fabric</li> <li>multiple fabrics, see pages CT6-CT8 for yardage requirements</li> <li>artisan veneer available; specify and add \$128 list</li> </ul>	<b>Dimensions</b>	<b>D</b>	<b>W</b>	<b>H</b>	COM	\$2,101
		Overall	32	30	44 ½	A	\$2,197
		Seat	20	30	18	B	\$2,324
		<b>Upholstery</b>	<b>Shipping</b>			COL/C	\$2,547
		COM Ydg	4 ½	Ctn Wt	90	D	\$2,840
		COL Sq Ft	104	Cu Ft	25	E	\$3,127
						F	\$3,578
						G	\$4,058
						H	\$4,569
						I	\$5,374
						J	\$6,338
						L1	\$4,795
						L2	\$5,469

**To Order, Specify:**


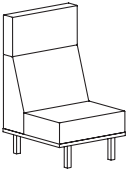
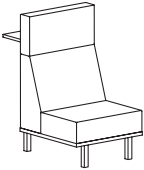
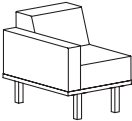

- ① Model Number
- ② Wood Finish [See Wood Finish Options](#)
- ③ Fabric Selection - vendor, pattern and color
  - A. Seat
  - B. Back
 Visit [www.jsifurniture.com/finishes-and-materials/textiles](http://www.jsifurniture.com/finishes-and-materials/textiles) for our textiles program.  
See selection of standard and graded in manufacturers and patterns.
- ④ Metal Leg Color - [See Metal Leg Color Options](#)
- ⑤ Optional Rubber Cushion Nylon Glides - no upcharge

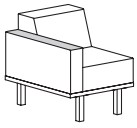
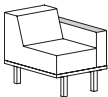
**Specifications**

- Wood Finishes - Essentials or Artisan.
- Seat has synthetic sheet webbing with cross strap reinforcement, 4 ¼" high density polyurethane foam.
- Back has high density polyurethane foam.
- Plywood construction with locking tenons, glue and screws.
- Linking bracket included.
- Metal legs are 16 gauge steel tube with metal leveling glides.

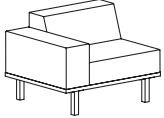
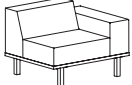
## Connect Modular Lounge

C  
O  
K  
C  
0  
0  
2  
0  
5

Description	① Model	Specifications	List Price Per Grade
Single Seat High Back with Stand Up Surface 	<b>CTL1304</b> · armless · stand up surface corner; specify square (S) no upcharge or rounded (R) add \$49 list · 30" seat width · 7" high headrest · 41 ¾" high stand up surface · COM based on single fabric · multiple fabrics, see pages CT6-CT8 for yardage requirements · artisan veneer available; specify and add \$128 list	<b>Dimensions</b>	<b>COM</b> \$3,261
		<b>D</b> 42 <b>W</b> 30 <b>H</b> 44 ½	<b>A</b> \$3,375
		<b>Overall</b> 42 <b>Seat</b> 20 <b>Shipping</b> 30 18	<b>B</b> \$3,503
		<b>Upholstery</b>	<b>COL/C</b> \$3,729
		<b>COM Ydg</b> 4 ½ <b>Ctn Wt</b> 125	<b>D</b> \$4,016
		<b>COL Sq Ft</b> 104 <b>Cu Ft</b> 34	<b>E</b> \$4,305
			<b>F</b> \$4,754
			<b>G</b> \$5,236
			<b>H</b> \$5,750
			<b>I</b> \$6,551
			<b>J</b> \$7,515
			<b>L1</b> \$5,973
			<b>L2</b> \$6,649
Single Seat Privacy Back 	<b>CTL1305</b> · armless · 30" seat width · 14" high headrest · COM based on single fabric · multiple fabrics, see pages CT6-CT8 for yardage requirements · artisan veneer available; specify and add \$128 list	<b>Dimensions</b>	<b>COM</b> \$2,290
		<b>D</b> 32 <b>W</b> 30 <b>H</b> 51 ½	<b>A</b> \$2,399
		<b>Overall</b> 32 <b>Seat</b> 20 <b>Shipping</b> 30 18	<b>B</b> \$2,540
		<b>Upholstery</b>	<b>COL/C</b> \$2,791
		<b>COM Ydg</b> 5 <b>Ctn Wt</b> 93	<b>D</b> \$3,111
		<b>COL Sq Ft</b> 115 <b>Cu Ft</b> 29	<b>E</b> \$3,430
			<b>F</b> \$3,931
			<b>G</b> \$4,466
			<b>H</b> \$5,037
			<b>I</b> \$5,927
			<b>J</b> \$6,997
			<b>L1</b> \$5,285
			<b>L2</b> \$6,033
Single Seat Privacy Back with Stand Up Surface 	<b>CTL1306</b> · armless · stand up surface corner; specify square (S) no upcharge or rounded (R) add \$49 list · 30" seat width · 14" high headrest · 41 ¾" high stand up surface · COM based on single fabric · multiple fabrics, see pages CT6-CT8 for yardage requirements · artisan veneer available; specify and add \$128 list	<b>Dimensions</b>	<b>COM</b> \$3,452
		<b>D</b> 42 <b>W</b> 30 <b>H</b> 51 ½	<b>A</b> \$3,578
		<b>Overall</b> 42 <b>Seat</b> 20 <b>Shipping</b> 30 18	<b>B</b> \$3,719
		<b>Upholstery</b>	<b>COL/C</b> \$3,968
		<b>COM Ydg</b> 5 <b>Ctn Wt</b> 128	<b>D</b> \$4,289
		<b>COL Sq Ft</b> 115 <b>Cu Ft</b> 39	<b>E</b> \$4,610
			<b>F</b> \$5,110
			<b>G</b> \$5,646
			<b>H</b> \$6,215
			<b>I</b> \$7,108
			<b>J</b> \$8,175
			<b>L1</b> \$6,463
			<b>L2</b> \$7,213
Single Seat Low Back  <b>CTL1201UR</b> right  <b>CTL1201UL</b> left	<b>CTL1201UR</b> <b>CTL1201UL</b> · upholstered arm · 5" arm width · 20" seat width · COM based on single fabric · multiple fabrics, see pages CT6-CT8 for yardage requirements · artisan veneer available; specify and add \$128 list	<b>Dimensions</b>	<b>COM</b> \$2,196
		<b>D</b> 32 <b>W</b> 25 <b>H</b> 30 ½	<b>A</b> \$2,301
		<b>Overall</b> 32 <b>Seat</b> 20 <b>Shipping</b> 20 18	<b>B</b> \$2,443
		<b>Arm</b> 5 <b>Shipping</b> 24 ½	<b>COL/C</b> \$2,692
		<b>Upholstery</b>	<b>D</b> \$3,013
		<b>COM Ydg</b> 5 <b>Ctn Wt</b> 72	<b>E</b> \$3,333
		<b>COL Sq Ft</b> 115 <b>Cu Ft</b> 14	<b>F</b> \$3,832
			<b>G</b> \$4,367
			<b>H</b> \$4,938
			<b>I</b> \$5,830
			<b>J</b> \$6,898
			<b>L1</b> \$5,189
			<b>L2</b> \$5,935

Description	1 Model	Specifications				List Price Per Grade	
<b>Single Seat Low Back</b>   <b>CTL1201WR</b> right   <b>CTL1201WL</b> left	<b>CTL1201WR</b> <b>CTL1201WL</b> <ul style="list-style-type: none"> <li>• wood cap arm</li> <li>• 5" arm width</li> <li>• 20" seat width</li> <li>• COM based on single fabric</li> <li>• multiple fabrics, see pages CT6-CT8 for yardage requirements</li> <li>• artisan veneer available; specify and add \$163 list</li> </ul>	<b>Dimensions</b>	<b>D</b>	<b>W</b>	<b>H</b>	<b>COM</b>	<b>\$2,384</b>
		Overall	32	25	30 ½	A	\$2,495
		Seat	20	20	18	B	\$2,637
		Arm		5	25	COL/C	\$2,885
		<b>Upholstery</b>		<b>Shipping</b>		D	\$3,206
		COM Ydg	5	Ctn Wt	77	E	\$3,525
		COL Sq Ft	115	Cu Ft	14	F	\$4,027
						G	\$4,560
						H	\$5,132
						I	\$6,022
						J	\$7,092
						L1	\$5,380
						L2	\$6,128

<b>Single Seat Low Back</b>   <b>CTL1301UR</b> right   <b>CTL1301UL</b> left	<b>CTL1301UR</b> <b>CTL1301UL</b> <ul style="list-style-type: none"> <li>• upholstered arm</li> <li>• 10" arm width</li> <li>• 30" seat width</li> <li>• COM based on single fabric</li> <li>• multiple fabrics, see pages CT6-CT8 for yardage requirements</li> <li>• artisan veneer available; specify and add \$128 list</li> </ul>	<b>Dimensions</b>	<b>D</b>	<b>W</b>	<b>H</b>	<b>COM</b>	<b>\$2,381</b>
		Overall	32	40	30 ½	A	\$2,489
		Seat	20	30	18	B	\$2,630
		Arm		10	24 ½	COL/C	\$2,881
		<b>Upholstery</b>		<b>Shipping</b>		D	\$3,201
		COM Ydg	5	Ctn Wt	104	E	\$3,520
		COL Sq Ft	115	Cu Ft	21	F	\$4,023
						G	\$4,556
						H	\$5,127
						I	\$6,018
						J	\$7,087
						L1	\$5,376
						L2	\$6,124

#### To Order, Specify:

- 1 Model Number
- 2 Wood Finish [See Wood Finish Options](#)
- 3 Laminate Color Selection (Stand Up Surface) [See Laminate Color Selection](#)
- 4 Surface Corners (Stand Up Surface) - Square (S), no upcharge or Rounded (R), add \$49 list
- 5 Fabric Selection - vendor, pattern and color
  - A. Seat
  - B. Back
  - C. Arm
  - D. Headrest
 Visit [www.jsifurniture.com/finishes-and-materials/textiles](http://www.jsifurniture.com/finishes-and-materials/textiles) for our textiles program.  
See selection of standard and graded in manufacturers and patterns.
- 6 Metal Leg Color - [See Metal Leg Color Options](#)
- 7 Optional Power Center - Flush Mount (EC22) - Black (B) or White (W); \$583 list each, see page CT3 for location availability
- 8 Arm Cap - Wood (M) or Black 3D Laminate (B3L)
- 9 Optional Drink Holder (DH) - add \$120 list each
- 10 Optional Tablet Arm - indicate left (TBL) or right arm (TBR); essentials veneer add \$663 list, artisan veneer add \$691 list
- 11 Optional Coordinating Wood Grain Laminate Available on Wood Cap Arm - no upcharge. Finishes with an asterisk have a coordinating laminate available.
- 12 Optional Rubber Cushion Nylon Glides - no upcharge

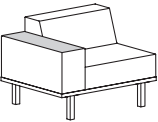
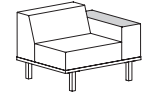
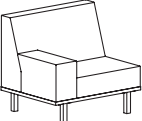

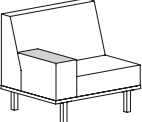

#### Specifications

- Wood Finishes - Essentials or Artisan.
- Seat has synthetic sheet webbing with cross strap reinforcement, 4 ¼" high density polyurethane foam.
- Back has high density polyurethane foam.
- Arms have ¾" thick top and ¼" thick side high density polyurethane foam.
- Plywood construction with locking tenons, glue and screws.
- Linking bracket included.
- Metal legs are 16 gauge steel tube with metal leveling glides.
- ¾" thick 10" deep laminate stand up surface with coordinating 3mm PVC edge supported by steel columns, 42" surface height.



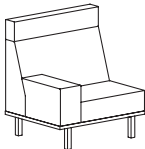
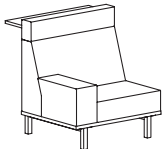
Connect Modular Lounge

C  
O  
K  
C  
0  
0  
2  
0  
5

Description	① Model	Specifications				List Price Per Grade	
Single Seat Low Back	<b>CTL1301WR</b> <b>CTL1301WL</b> <ul style="list-style-type: none"><li>· wood cap arm</li><li>· 10" arm width</li><li>· 30" seat width</li><li>· COM based on single fabric</li><li>· multiple fabrics, see pages CT6-CT8 for yardage requirements</li><li>· artisan veneer available; specify and add \$163 list</li></ul>	<b>Dimensions</b>	<b>D</b>	<b>W</b>	<b>H</b>	COM	\$2,570
		Overall	32	40	30 ½	A	\$2,683
 <b>CTL1301WR</b> right		Seat	20	30	18	B	\$2,821
		Arm		10	25	COL/C	\$3,074
 <b>CTL1301WL</b> left		<b>Upholstery</b>	<b>Shipping</b>			D	\$3,393
		COM Ydg	5	Ctn Wt	109	E	\$3,715
		COL Sq Ft	115	Cu Ft	21	F	\$4,215
						G	\$4,749
						H	\$5,320
						I	\$6,212
						J	\$7,280
						L1	\$5,568
						L2	\$6,316
Single Seat Mid Back	<b>CTL1302UR</b> <b>CTL1302UL</b> <ul style="list-style-type: none"><li>· upholstered arm</li><li>· 10" arm width</li><li>· 30" seat width</li><li>· COM based on single fabric</li><li>· multiple fabrics, see pages CT6-CT8 for yardage requirements</li><li>· artisan veneer available; specify and add \$128 list</li></ul>	<b>Dimensions</b>	<b>D</b>	<b>W</b>	<b>H</b>	COM	\$2,571
		Overall	32	40	37 ½	A	\$2,687
 <b>CTL1302UR</b> right		Seat	20	30	18	B	\$2,835
		Arm		10	24 ½	COL/C	\$3,096
 <b>CTL1302UL</b> left		<b>Upholstery</b>	<b>Shipping</b>			D	\$3,432
		COM Ydg	5 ¼	Ctn Wt	104	E	\$3,772
		COL Sq Ft	121	Cu Ft	27	F	\$4,296
						G	\$4,857
						H	\$5,457
						I	\$6,393
						J	\$7,516
						L1	\$5,720
						L2	\$6,506
Single Seat Mid Back	<b>CTL1302WR</b> <b>CTL1302WL</b> <ul style="list-style-type: none"><li>· wood cap arm</li><li>· 10" arm width</li><li>· 30" seat width</li><li>· COM based on single fabric</li><li>· multiple fabrics, see pages CT6-CT8 for yardage requirements</li><li>· artisan veneer available; specify and add \$163 list</li></ul>	<b>Dimensions</b>	<b>D</b>	<b>W</b>	<b>H</b>	COM	\$2,761
		Overall	32	40	37 ½	A	\$2,881
 <b>CTL1302WR</b> right		Seat	20	30	18	B	\$3,027
		Arm		10	25	COL/C	\$3,291
 <b>CTL1302WL</b> left		<b>Upholstery</b>	<b>Shipping</b>			D	\$3,628
		COM Ydg	5 ¼	Ctn Wt	109	E	\$3,964
		COL Sq Ft	121	Cu Ft	27	F	\$4,488
						G	\$5,051
						H	\$5,650
						I	\$6,584
						J	\$7,710
						L1	\$5,911
						L2	\$6,697

CONNECT



Description	1 Model	Specifications				List Price Per Grade	
Single Seat High Back	<b>CTL1303UR</b>	<b>Dimensions</b>	<b>D</b>	<b>W</b>	<b>H</b>	<b>COM</b>	<b>\$2,764</b>
	<b>CTL1303UL</b>	Overall	32	40	44 ½	<b>A</b>	<b>\$2,893</b>
	<ul style="list-style-type: none"><li>• upholstered arm</li><li>• 10" arm width</li><li>• 30" seat width</li><li>• 7" high headrest</li><li>• COM based on single fabric</li><li>• multiple fabrics, see pages CT6-CT8 for yardage requirements</li><li>• artisan veneer available; specify and add \$128 list</li></ul>	Seat	20	30	18	<b>B</b>	<b>\$3,060</b>
		Arm		10	24 ½	<b>COL/C</b>	<b>\$3,362</b>
<b>Upholstery</b>		<b>Shipping</b>			<b>D</b>	<b>\$3,747</b>	
COM Ydg		6	Ctn Wt	120	<b>E</b>	<b>\$4,130</b>	
COL Sq Ft		138	Cu Ft	33	<b>F</b>	<b>\$4,730</b>	
					<b>G</b>	<b>\$5,374</b>	
					<b>H</b>	<b>\$6,058</b>	
					<b>I</b>	<b>\$7,127</b>	
					<b>J</b>	<b>\$8,411</b>	
					<b>L1</b>	<b>\$6,355</b>	
				<b>L2</b>	<b>\$7,254</b>		
Single Seat High Back with Stand Up Surface	<b>CTL1304UR</b>	<b>Dimensions</b>	<b>D</b>	<b>W</b>	<b>H</b>	<b>COM</b>	<b>\$3,941</b>
	<b>CTL1304UL</b>	Overall	42	40	44 ½	<b>A</b>	<b>\$4,087</b>
	<ul style="list-style-type: none"><li>• upholstered arm</li><li>• stand up surface corner; specify square (S) no upcharge or rounded (R) add \$49 list</li><li>• 10" arm width</li><li>• 30" seat width</li><li>• 7" high headrest</li><li>• 41 ¾" high stand up surface</li><li>• COM based on single fabric</li><li>• multiple fabrics, see pages CT6-CT8 for yardage requirements</li><li>• artisan veneer available; specify and add \$128 list</li></ul>	Seat	20	30	18	<b>B</b>	<b>\$4,258</b>
		Arm		10	24 ½	<b>COL/C</b>	<b>\$4,558</b>
<b>Upholstery</b>		<b>Shipping</b>			<b>D</b>	<b>\$4,945</b>	
COM Ydg		6	Ctn Wt	158	<b>E</b>	<b>\$5,327</b>	
COL Sq Ft		138	Cu Ft	43	<b>F</b>	<b>\$5,927</b>	
					<b>G</b>	<b>\$6,570</b>	
					<b>H</b>	<b>\$7,253</b>	
					<b>I</b>	<b>\$8,323</b>	
					<b>J</b>	<b>\$9,608</b>	
					<b>L1</b>	<b>\$7,553</b>	
				<b>L2</b>	<b>\$8,451</b>		

#### To Order, Specify:

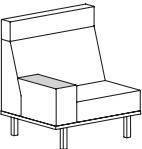

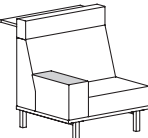

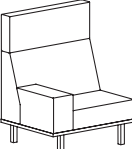

- Model Number
- Wood Finish [See Wood Finish Options](#)
- Laminate Color Selection (Stand Up Surface) [See Laminate Color Selection](#)
- Surface Corners (Stand Up Surface) - Square (S), no upcharge or Rounded (R), add \$49 list
- Fabric Selection - vendor, pattern and color
  - Seat
  - Back
  - Arm
  - Headrest
 Visit [www.jsifurniture.com/finishes-and-materials/textiles](http://www.jsifurniture.com/finishes-and-materials/textiles) for our textiles program.  
See selection of standard and graded in manufacturers and patterns.
- Metal Leg Color - [See Metal Leg Color Options](#)
- Optional Power Center - Flush Mount (EC22) - Black (B) or White (W); \$583 list each, see page CT3 for location availability
- Arm Cap - Wood (M) or Black 3D Laminate (B3L)
- Optional Drink Holder (DH) - add \$120 list each
- Optional Tablet Arm - indicate left (TBL) or right arm (TBR); essentials veneer add \$663 list, artisan veneer add \$691 list
- Optional Coordinating Wood Grain Laminate Available on Wood Cap Arm - no upcharge. Finishes with an asterisk have a coordinating laminate available.
- Optional Rubber Cushion Nylon Glides - no upcharge

#### Specifications

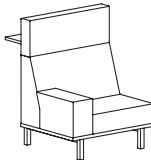

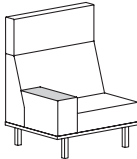
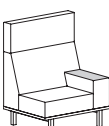
- Wood Finishes - Essentials or Artisan.
- Seat has synthetic sheet webbing with cross strap reinforcement, 4 ¼" high density polyurethane foam.
- Back has high density polyurethane foam.
- Arms have ¾" thick top and ¼" thick side high density polyurethane foam.
- Plywood construction with locking tenons, glue and screws.
- Linking bracket included.
- Metal legs are 16 gauge steel tube with metal leveling glides.
- ¾" thick 10" deep laminate stand up surface with coordinating 3mm PVC edge supported by steel columns, 42" surface height.

Connect Modular Lounge

C  
O  
K  
C  
0  
0  
2  
0  
5

Description	① Model	Specifications	List Price Per Grade																												
Single Seat High Back  CTL1303WR right  CTL1303WL left	CTL1303WR CTL1303WL · wood cap arm · 10" arm width · 30" seat width · 7" high headrest · COM based on single fabric · multiple fabrics, see pages CT6-CT8 for yardage requirements · artisan veneer available; specify and add \$163 list	<table><tr><th>Dimensions</th><th>D</th><th>W</th><th>H</th></tr><tr><td>Overall</td><td>32</td><td>40</td><td>44 ½</td></tr><tr><td>Seat</td><td>20</td><td>30</td><td>18</td></tr><tr><td>Arm</td><td></td><td>10</td><td>25</td></tr><tr><th colspan="2">Upholstery</th><th colspan="2">Shipping</th></tr><tr><td>COM Ydg</td><td>6</td><td>Ctn Wt</td><td>125</td></tr><tr><td>COL Sq Ft</td><td>138</td><td>Cu Ft</td><td>33</td></tr></table>	Dimensions	D	W	H	Overall	32	40	44 ½	Seat	20	30	18	Arm		10	25	Upholstery		Shipping		COM Ydg	6	Ctn Wt	125	COL Sq Ft	138	Cu Ft	33	COM \$2,954 A \$3,084 B \$3,256 COL/C \$3,554 D \$3,940 E \$4,324 F \$4,924 G \$5,566 H \$6,252 I \$7,320 J \$8,603 L1 \$6,549 L2 \$7,444
Dimensions	D	W	H																												
Overall	32	40	44 ½																												
Seat	20	30	18																												
Arm		10	25																												
Upholstery		Shipping																													
COM Ydg	6	Ctn Wt	125																												
COL Sq Ft	138	Cu Ft	33																												
Single Seat High Back with Stand Up Surface  CTL1304WR right  CTL1304WL left	CTL1304WR CTL1304WL · wood cap arm · stand up surface corner; specify square (S) no upcharge or rounded (R) add \$49 list · 10" arm width · 30" seat width · 7" high headrest · 41 ¾" high stand up surface · COM based on single fabric · multiple fabrics, see pages CT6-CT8 for yardage requirements · artisan veneer available; specify and add \$163 list	<table><tr><th>Dimensions</th><th>D</th><th>W</th><th>H</th></tr><tr><td>Overall</td><td>42</td><td>40</td><td>44 ½</td></tr><tr><td>Seat</td><td>20</td><td>30</td><td>18</td></tr><tr><td>Arm</td><td></td><td>10</td><td>25</td></tr><tr><th colspan="2">Upholstery</th><th colspan="2">Shipping</th></tr><tr><td>COM Ydg</td><td>6</td><td>Ctn Wt</td><td>163</td></tr><tr><td>COL Sq Ft</td><td>138</td><td>Cu Ft</td><td>43</td></tr></table>	Dimensions	D	W	H	Overall	42	40	44 ½	Seat	20	30	18	Arm		10	25	Upholstery		Shipping		COM Ydg	6	Ctn Wt	163	COL Sq Ft	138	Cu Ft	43	COM \$4,130 A \$4,280 B \$4,451 COL/C \$4,750 D \$5,136 E \$5,521 F \$6,120 G \$6,762 H \$7,443 I \$8,515 J \$9,799 L1 \$7,746 L2 \$8,643
Dimensions	D	W	H																												
Overall	42	40	44 ½																												
Seat	20	30	18																												
Arm		10	25																												
Upholstery		Shipping																													
COM Ydg	6	Ctn Wt	163																												
COL Sq Ft	138	Cu Ft	43																												
Single Seat Privacy Back  CTL1305UR right  CTL1305UL left	CTL1305UR CTL1305UL · upholstered arm · 10" arm width · 30" seat width · 14" high headrest · COM based on single fabric · multiple fabrics, see pages CT6-CT8 for yardage requirements · artisan veneer available; specify and add \$128 list	<table><tr><th>Dimensions</th><th>D</th><th>W</th><th>H</th></tr><tr><td>Overall</td><td>32</td><td>40</td><td>51 ½</td></tr><tr><td>Seat</td><td>20</td><td>30</td><td>18</td></tr><tr><td>Arm</td><td></td><td>10</td><td>24 ½</td></tr><tr><th colspan="2">Upholstery</th><th colspan="2">Shipping</th></tr><tr><td>COM Ydg</td><td>6 ½</td><td>Ctn Wt</td><td>123</td></tr><tr><td>COL Sq Ft</td><td>150</td><td>Cu Ft</td><td>38</td></tr></table>	Dimensions	D	W	H	Overall	32	40	51 ½	Seat	20	30	18	Arm		10	24 ½	Upholstery		Shipping		COM Ydg	6 ½	Ctn Wt	123	COL Sq Ft	150	Cu Ft	38	COM \$2,955 A \$3,093 B \$3,277 COL/C \$3,601 D \$4,021 E \$4,438 F \$5,087 G \$5,781 H \$6,525 I \$7,680 J \$9,070 L1 \$6,847 L2 \$7,819
Dimensions	D	W	H																												
Overall	32	40	51 ½																												
Seat	20	30	18																												
Arm		10	24 ½																												
Upholstery		Shipping																													
COM Ydg	6 ½	Ctn Wt	123																												
COL Sq Ft	150	Cu Ft	38																												

CONNECT

Description	① Model	Specifications	List Price Per Grade																												
Single Seat Privacy Back with Stand Up Surface	<b>CTL1306UR</b>	<table><tr><th>Dimensions</th><th>D</th><th>W</th><th>H</th></tr><tr><td>Overall</td><td>42</td><td>40</td><td>51 ½</td></tr><tr><td>Seat</td><td>20</td><td>30</td><td>18</td></tr><tr><td>Arm</td><td></td><td>10</td><td>24 ½</td></tr><tr><th>Upholstery</th><th colspan="3">Shipping</th></tr><tr><td>COM Ydg</td><td>6 ½</td><td>Ctn Wt</td><td>161</td></tr><tr><td>COL Sq Ft</td><td>150</td><td>Cu Ft</td><td>48</td></tr></table>	Dimensions	D	W	H	Overall	42	40	51 ½	Seat	20	30	18	Arm		10	24 ½	Upholstery	Shipping			COM Ydg	6 ½	Ctn Wt	161	COL Sq Ft	150	Cu Ft	48	COM \$4,132
	Dimensions		D	W	H																										
Overall	42	40	51 ½																												
Seat	20	30	18																												
Arm		10	24 ½																												
Upholstery	Shipping																														
COM Ydg	6 ½	Ctn Wt	161																												
COL Sq Ft	150	Cu Ft	48																												
	<b>right</b>		A \$4,289																												
	<b>CTL1306UL</b>	<ul style="list-style-type: none"><li>• upholstered arm</li><li>• stand up surface corner; specify square (S) no upcharge or rounded (R) add \$49 list</li><li>• 10" arm width</li><li>• 30" seat width</li><li>• 14" high headrest</li><li>• 41 ¾" high stand up surface</li><li>• COM based on single fabric</li><li>• multiple fabrics, see pages CT6-CT8 for yardage requirements</li><li>• artisan veneer available; specify and add \$128 list</li></ul>	B \$4,474																												
	<b>left</b>		COL/C \$4,797																												
			D \$5,217																												
			E \$5,634																												
			F \$6,282																												
			G \$6,978																												
			H \$7,718																												
			I \$8,878																												
			J \$10,267																												
			L1 \$8,044																												
			L2 \$9,016																												
Single Seat Privacy Back	<b>CTL1305WR</b>	<table><tr><th>Dimensions</th><th>D</th><th>W</th><th>H</th></tr><tr><td>Overall</td><td>32</td><td>40</td><td>51 ½</td></tr><tr><td>Seat</td><td>20</td><td>30</td><td>18</td></tr><tr><td>Arm</td><td></td><td>10</td><td>25</td></tr><tr><th>Upholstery</th><th colspan="3">Shipping</th></tr><tr><td>COM Ydg</td><td>6 ½</td><td>Ctn Wt</td><td>128</td></tr><tr><td>COL Sq Ft</td><td>150</td><td>Cu Ft</td><td>38</td></tr></table>	Dimensions	D	W	H	Overall	32	40	51 ½	Seat	20	30	18	Arm		10	25	Upholstery	Shipping			COM Ydg	6 ½	Ctn Wt	128	COL Sq Ft	150	Cu Ft	38	COM \$3,144
	Dimensions		D	W	H																										
Overall	32	40	51 ½																												
Seat	20	30	18																												
Arm		10	25																												
Upholstery	Shipping																														
COM Ydg	6 ½	Ctn Wt	128																												
COL Sq Ft	150	Cu Ft	38																												
	<b>right</b>		A \$3,286																												
	<b>CTL1305WL</b>	<ul style="list-style-type: none"><li>• wood cap arm</li><li>• 10" arm width</li><li>• 30" seat width</li><li>• 14" high headrest</li><li>• COM based on single fabric</li><li>• multiple fabrics, see pages CT6-CT8 for yardage requirements</li><li>• artisan veneer available; specify and add \$163 list</li></ul>	B \$3,472																												
	<b>left</b>		COL/C \$3,794																												
			D \$4,212																												
			E \$4,629																												
			F \$5,279																												
			G \$5,973																												
			H \$6,713																												
			I \$7,874																												
			J \$9,264																												
			L1 \$7,039																												
			L2 \$8,013																												

#### To Order, Specify:

- Model Number
- Wood Finish [See Wood Finish Options](#)
- Laminate Color Selection (Stand Up Surface) [See Laminate Color Selection](#)
- Surface Corners (Stand Up Surface) - Square (S), no upcharge or Rounded (R), add \$49 list
- Fabric Selection - vendor, pattern and color
  - Seat
  - Back
  - Arm
  - Headrest
 Visit [www.jsifurniture.com/finishes-and-materials/textiles](http://www.jsifurniture.com/finishes-and-materials/textiles) for our textiles program.  
See selection of standard and graded in manufacturers and patterns.
- Metal Leg Color - [See Metal Leg Color Options](#)
- Optional Power Center - Flush Mount (EC22) - Black (B) or White (W); \$583 list each, see page CT3 for location availability
- Arm Cap - Wood (M) or Black 3D Laminate (B3L)
- Optional Drink Holder (DH) - add \$120 list each
- Optional Tablet Arm - indicate left (TBL) or right arm (TBR); essentials veneer add \$663 list, artisan veneer add \$691 list
- Optional Coordinating Wood Grain Laminate Available on Wood Cap Arm - no upcharge. Finishes with an asterisk have a coordinating laminate available.
- Optional Rubber Cushion Nylon Glides - no upcharge

#### Specifications

- Wood Finishes - Essentials or Artisan.
- Seat has synthetic sheet webbing with cross strap reinforcement, 4 1/4" high density polyurethane foam.
- Back has high density polyurethane foam.
- Arms have 3/4" thick top and 1/4" thick side high density polyurethane foam.
- Plywood construction with locking tenons, glue and screws.
- Linking bracket included.
- Metal legs are 16 gauge steel tube with metal leveling glides.
- 3/4" thick 10" deep laminate stand up surface with coordinating 3mm PVC edge supported by steel columns, 42" surface height.

## Connect Modular Lounge

C  
O  
K  
C  
0  
0  
2  
0  
5

Description	① Model	Specifications	List Price Per Grade																												
Single Seat Privacy Back with Stand Up Surface	<b>CTL1306WR</b> <b>CTL1306WL</b> <ul style="list-style-type: none"><li>· wood cap arm</li><li>· stand up surface corner; specify square (S) no upcharge or rounded (R) add \$49 list</li><li>· 10" arm width</li><li>· 30" seat width</li><li>· 14" high headrest</li><li>· 41 ¾" high stand up surface</li><li>· COM based on single fabric</li><li>· multiple fabrics, see pages CT6-CT8 for yardage requirements</li><li>· artisan veneer available; specify and add \$163 list</li></ul>	<table><tr><th>Dimensions</th><th>D</th><th>W</th><th>H</th></tr><tr><td>Overall</td><td>42</td><td>40</td><td>51 ½</td></tr><tr><td>Seat</td><td>20</td><td>30</td><td>18</td></tr><tr><td>Arm</td><td></td><td>10</td><td>25</td></tr><tr><th colspan="2">Upholstery</th><th colspan="2">Shipping</th></tr><tr><td>COM Ydg</td><td>6 ½</td><td>Ctn Wt</td><td>166</td></tr><tr><td>COL Sq Ft</td><td>150</td><td>Cu Ft</td><td>48</td></tr></table>	Dimensions	D	W	H	Overall	42	40	51 ½	Seat	20	30	18	Arm		10	25	Upholstery		Shipping		COM Ydg	6 ½	Ctn Wt	166	COL Sq Ft	150	Cu Ft	48	COM \$4,323 A \$4,484 B \$4,668 COL/C \$4,991 D \$5,411 E \$5,826 F \$6,475 G \$7,169 H \$7,910 I \$9,069 J \$10,461 L1 \$8,236 L2 \$9,210
	Dimensions	D	W	H																											
Overall	42	40	51 ½																												
Seat	20	30	18																												
Arm		10	25																												
Upholstery		Shipping																													
COM Ydg	6 ½	Ctn Wt	166																												
COL Sq Ft	150	Cu Ft	48																												
Single Seat Low Back	<b>CTL1201CR</b> <b>CTL1201CL</b> <ul style="list-style-type: none"><li>· 20" seat width</li><li>· 10" table width</li><li>· COM based on single fabric</li><li>· multiple fabrics, see pages CT6-CT8 for yardage requirements</li><li>· artisan veneer available; specify and add \$191 list</li></ul>	<table><tr><th>Dimensions</th><th>D</th><th>W</th><th>H</th></tr><tr><td>Overall</td><td>32</td><td>30</td><td>30 ½</td></tr><tr><td>Seat</td><td>20</td><td>20</td><td>18</td></tr><tr><th colspan="2">Upholstery</th><th colspan="2">Shipping</th></tr><tr><td>COM Ydg</td><td>3 ½</td><td>Ctn Wt</td><td>82</td></tr><tr><td>COL Sq Ft</td><td>81</td><td>Cu Ft</td><td>16</td></tr></table>	Dimensions	D	W	H	Overall	32	30	30 ½	Seat	20	20	18	Upholstery		Shipping		COM Ydg	3 ½	Ctn Wt	82	COL Sq Ft	81	Cu Ft	16	COM \$2,302 A \$2,386 B \$2,489 COL/C \$2,660 D \$2,886 E \$3,111 F \$3,461 G \$3,833 H \$4,233 I \$4,857 J \$5,607 L1 \$4,407 L2 \$4,934				
	Dimensions	D	W	H																											
Overall	32	30	30 ½																												
Seat	20	20	18																												
Upholstery		Shipping																													
COM Ydg	3 ½	Ctn Wt	82																												
COL Sq Ft	81	Cu Ft	16																												
Single Seat Low Back	<b>CTL1301CR</b> <b>CTL1301CL</b> <ul style="list-style-type: none"><li>· 30" seat width</li><li>· 10" table width</li><li>· COM based on single fabric</li><li>· multiple fabrics, see pages CT6-CT8 for yardage requirements</li><li>· artisan veneer available; specify and add \$191 list</li></ul>	<table><tr><th>Dimensions</th><th>D</th><th>W</th><th>H</th></tr><tr><td>Overall</td><td>32</td><td>40</td><td>30 ½</td></tr><tr><td>Seat</td><td>20</td><td>30</td><td>18</td></tr><tr><th colspan="2">Upholstery</th><th colspan="2">Shipping</th></tr><tr><td>COM Ydg</td><td>3 ½</td><td>Ctn Wt</td><td>93</td></tr><tr><td>COL Sq Ft</td><td>81</td><td>Cu Ft</td><td>21</td></tr></table>	Dimensions	D	W	H	Overall	32	40	30 ½	Seat	20	30	18	Upholstery		Shipping		COM Ydg	3 ½	Ctn Wt	93	COL Sq Ft	81	Cu Ft	21	COM \$2,443 A \$2,531 B \$2,628 COL/C \$2,805 D \$3,028 E \$3,254 F \$3,601 G \$3,977 H \$4,376 I \$5,001 J \$5,750 L1 \$4,553 L2 \$5,075				
	Dimensions	D	W	H																											
Overall	32	40	30 ½																												
Seat	20	30	18																												
Upholstery		Shipping																													
COM Ydg	3 ½	Ctn Wt	93																												
COL Sq Ft	81	Cu Ft	21																												

CONNECT

Description	① Model	Specifications	List Price Per Grade																																																						
Single Seat Low Back	<b>CTL1201URCL</b> <b>CTL1201ULCR</b> <ul style="list-style-type: none"><li>· upholstered arm</li><li>· 5" arm width</li><li>· 20" seat width</li><li>· 10" table width</li><li>· COM based on single fabric</li><li>· multiple fabrics, see pages CT6-CT8 for yardage requirements</li><li>· artisan veneer available; specify and add \$191 list</li></ul>	<table><tr><th>Dimensions</th><th>D</th><th>W</th><th>H</th></tr><tr><td>Overall</td><td>32</td><td>35</td><td>30 ½</td></tr><tr><td>Seat</td><td>20</td><td>20</td><td>18</td></tr><tr><td>Arm</td><td></td><td>5</td><td>24 ½</td></tr><tr><th>Upholstery</th><th colspan="3">Shipping</th></tr><tr><td>COM Ydg</td><td>5</td><td>Ctn Wt</td><td>85</td></tr><tr><td>COL Sq Ft</td><td>115</td><td>Cu Ft</td><td>19</td></tr></table>	Dimensions	D	W	H	Overall	32	35	30 ½	Seat	20	20	18	Arm		5	24 ½	Upholstery	Shipping			COM Ydg	5	Ctn Wt	85	COL Sq Ft	115	Cu Ft	19	<table><tr><td>COM</td><td>\$2,920</td></tr><tr><td>A</td><td>\$3,036</td></tr><tr><td>B</td><td>\$3,177</td></tr><tr><td>COL/C</td><td>\$3,427</td></tr><tr><td>D</td><td>\$3,748</td></tr><tr><td>E</td><td>\$4,070</td></tr><tr><td>F</td><td>\$4,567</td></tr><tr><td>G</td><td>\$5,102</td></tr><tr><td>H</td><td>\$5,675</td></tr><tr><td>I</td><td>\$6,565</td></tr><tr><td>J</td><td>\$7,636</td></tr><tr><td>L1</td><td>\$5,925</td></tr><tr><td>L2</td><td>\$6,671</td></tr></table>	COM	\$2,920	A	\$3,036	B	\$3,177	COL/C	\$3,427	D	\$3,748	E	\$4,070	F	\$4,567	G	\$5,102	H	\$5,675	I	\$6,565	J	\$7,636	L1	\$5,925	L2	\$6,671
Dimensions	D	W	H																																																						
Overall	32	35	30 ½																																																						
Seat	20	20	18																																																						
Arm		5	24 ½																																																						
Upholstery	Shipping																																																								
COM Ydg	5	Ctn Wt	85																																																						
COL Sq Ft	115	Cu Ft	19																																																						
COM	\$2,920																																																								
A	\$3,036																																																								
B	\$3,177																																																								
COL/C	\$3,427																																																								
D	\$3,748																																																								
E	\$4,070																																																								
F	\$4,567																																																								
G	\$5,102																																																								
H	\$5,675																																																								
I	\$6,565																																																								
J	\$7,636																																																								
L1	\$5,925																																																								
L2	\$6,671																																																								
Single Seat Low Back	<b>CTL1201WRCL</b> <b>CTL1201WLCR</b> <ul style="list-style-type: none"><li>· wood cap arm</li><li>· 5" arm width</li><li>· 20" seat width</li><li>· 10" table width</li><li>· COM based on single fabric</li><li>· multiple fabrics, see pages CT6-CT8 for yardage requirements</li><li>· artisan veneer available; specify and add \$212 list</li></ul>	<table><tr><th>Dimensions</th><th>D</th><th>W</th><th>H</th></tr><tr><td>Overall</td><td>32</td><td>35</td><td>30 ½</td></tr><tr><td>Seat</td><td>20</td><td>20</td><td>18</td></tr><tr><td>Arm</td><td></td><td>5</td><td>25</td></tr><tr><th>Upholstery</th><th colspan="3">Shipping</th></tr><tr><td>COM Ydg</td><td>5</td><td>Ctn Wt</td><td>89</td></tr><tr><td>COL Sq Ft</td><td>115</td><td>Cu Ft</td><td>19</td></tr></table>	Dimensions	D	W	H	Overall	32	35	30 ½	Seat	20	20	18	Arm		5	25	Upholstery	Shipping			COM Ydg	5	Ctn Wt	89	COL Sq Ft	115	Cu Ft	19	<table><tr><td>COM</td><td>\$3,109</td></tr><tr><td>A</td><td>\$3,230</td></tr><tr><td>B</td><td>\$3,372</td></tr><tr><td>COL/C</td><td>\$3,622</td></tr><tr><td>D</td><td>\$3,941</td></tr><tr><td>E</td><td>\$4,260</td></tr><tr><td>F</td><td>\$4,762</td></tr><tr><td>G</td><td>\$5,295</td></tr><tr><td>H</td><td>\$5,867</td></tr><tr><td>I</td><td>\$6,758</td></tr><tr><td>J</td><td>\$7,827</td></tr><tr><td>L1</td><td>\$6,115</td></tr><tr><td>L2</td><td>\$6,864</td></tr></table>	COM	\$3,109	A	\$3,230	B	\$3,372	COL/C	\$3,622	D	\$3,941	E	\$4,260	F	\$4,762	G	\$5,295	H	\$5,867	I	\$6,758	J	\$7,827	L1	\$6,115	L2	\$6,864
Dimensions	D	W	H																																																						
Overall	32	35	30 ½																																																						
Seat	20	20	18																																																						
Arm		5	25																																																						
Upholstery	Shipping																																																								
COM Ydg	5	Ctn Wt	89																																																						
COL Sq Ft	115	Cu Ft	19																																																						
COM	\$3,109																																																								
A	\$3,230																																																								
B	\$3,372																																																								
COL/C	\$3,622																																																								
D	\$3,941																																																								
E	\$4,260																																																								
F	\$4,762																																																								
G	\$5,295																																																								
H	\$5,867																																																								
I	\$6,758																																																								
J	\$7,827																																																								
L1	\$6,115																																																								
L2	\$6,864																																																								

#### To Order, Specify:

- ① Model Number
- ② Wood Finish [See Wood Finish Options](#)
- ③ Laminate Color Selection (Stand Up Surface) [See Laminate Color Selection](#)
- ④ Surface Corners (Stand Up Surface) - Square (S), no upcharge or Rounded (R), add \$49 list
- ⑤ Fabric Selection - vendor, pattern and color
  - A. Seat
  - B. Back
  - C. Arm
  - D. Headrest
 Visit [www.jsifurniture.com/finishes-and-materials/textiles](http://www.jsifurniture.com/finishes-and-materials/textiles) for our textiles program.  
See selection of standard and graded in manufacturers and patterns.
- ⑥ Metal Leg Color - [See Metal Leg Color Options](#)
- ⑦ Optional Power Center - Flush Mount (EC22) - Black (B) or White (W); \$583 list each, see page CT3 for location availability
- ⑧ Arm Cap - Wood (M) or Black 3D Laminate (B3L)
- ⑨ Optional Drink Holder (DH) - add \$120 list each
- ⑩ Optional Tablet Arm - indicate left (TBL) or right arm (TBR); essentials veneer add \$663 list, artisan veneer add \$691 list
- ⑪ Optional Coordinating Wood Grain Laminate Available on Wood Cap Arm - no upcharge. Finishes with an asterisk have a coordinating laminate available.
- ⑫ Optional Rubber Cushion Nylon Glides - no upcharge

#### Specifications

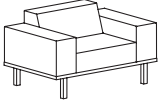
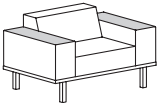
- Wood Finishes - Essentials or Artisan.
- Seat has synthetic sheet webbing with cross strap reinforcement, 4 ¼" high density polyurethane foam.
- Back has high density polyurethane foam.
- Arms have ¾" thick top and ¼" thick side high density polyurethane foam.
- Plywood construction with locking tenons, glue and screws.
- Linking bracket included.
- Metal legs are 16 gauge steel tube with metal leveling glides.
- ¾" thick 10" deep laminate stand up surface with coordinating 3mm PVC edge supported by steel columns, 42" surface height.

## Connect Modular Lounge

C  
O  
K  
C  
0  
0  
2  
0  
5

Description	① Model	Specifications	List Price Per Grade																																																						
Single Seat Low Back	<b>CTL1301URCL</b> <b>CTL1301ULCR</b> <ul style="list-style-type: none"><li>· upholstered arm</li><li>· 10" arm width</li><li>· 30" seat width</li><li>· 10" table width</li><li>· COM based on single fabric</li><li>· multiple fabrics, see pages CT6-CT8 for yardage requirements</li><li>· artisan veneer available; specify and add \$191 list</li></ul>	<table><tr><th>Dimensions</th><th>D</th><th>W</th><th>H</th></tr><tr><td>Overall</td><td>32</td><td>50</td><td>30 ½</td></tr><tr><td>Seat</td><td>20</td><td>30</td><td>18</td></tr><tr><td>Arm</td><td></td><td>10</td><td>24 ½</td></tr><tr><th>Upholstery</th><th colspan="3">Shipping</th></tr><tr><td>COM Ydg</td><td>5</td><td>Ctn Wt</td><td>120</td></tr><tr><td>COL Sq Ft</td><td>115</td><td>Cu Ft</td><td>26</td></tr></table>	Dimensions	D	W	H	Overall	32	50	30 ½	Seat	20	30	18	Arm		10	24 ½	Upholstery	Shipping			COM Ydg	5	Ctn Wt	120	COL Sq Ft	115	Cu Ft	26	<table><tr><td>COM</td><td>\$3,103</td></tr><tr><td>A</td><td>\$3,225</td></tr><tr><td>B</td><td>\$3,369</td></tr><tr><td>COL/C</td><td>\$3,617</td></tr><tr><td>D</td><td>\$3,936</td></tr><tr><td>E</td><td>\$4,257</td></tr><tr><td>F</td><td>\$4,756</td></tr><tr><td>G</td><td>\$5,291</td></tr><tr><td>H</td><td>\$5,863</td></tr><tr><td>I</td><td>\$6,751</td></tr><tr><td>J</td><td>\$7,824</td></tr><tr><td>L1</td><td>\$6,112</td></tr><tr><td>L2</td><td>\$6,859</td></tr></table>	COM	\$3,103	A	\$3,225	B	\$3,369	COL/C	\$3,617	D	\$3,936	E	\$4,257	F	\$4,756	G	\$5,291	H	\$5,863	I	\$6,751	J	\$7,824	L1	\$6,112	L2	\$6,859
Dimensions	D	W	H																																																						
Overall	32	50	30 ½																																																						
Seat	20	30	18																																																						
Arm		10	24 ½																																																						
Upholstery	Shipping																																																								
COM Ydg	5	Ctn Wt	120																																																						
COL Sq Ft	115	Cu Ft	26																																																						
COM	\$3,103																																																								
A	\$3,225																																																								
B	\$3,369																																																								
COL/C	\$3,617																																																								
D	\$3,936																																																								
E	\$4,257																																																								
F	\$4,756																																																								
G	\$5,291																																																								
H	\$5,863																																																								
I	\$6,751																																																								
J	\$7,824																																																								
L1	\$6,112																																																								
L2	\$6,859																																																								
Single Seat Low Back	<b>CTL1301WRCL</b> <b>CTL1301WLCR</b> <ul style="list-style-type: none"><li>· wood cap arm</li><li>· 10" arm width</li><li>· 30" seat width</li><li>· 10" table width</li><li>· COM based on single fabric</li><li>· multiple fabrics, see pages CT6-CT8 for yardage requirements</li><li>· artisan veneer available; specify and add \$212 list</li></ul>	<table><tr><th>Dimensions</th><th>D</th><th>W</th><th>H</th></tr><tr><td>Overall</td><td>32</td><td>50</td><td>30 ½</td></tr><tr><td>Seat</td><td>20</td><td>30</td><td>18</td></tr><tr><td>Arm</td><td></td><td>10</td><td>25</td></tr><tr><th>Upholstery</th><th colspan="3">Shipping</th></tr><tr><td>COM Ydg</td><td>5</td><td>Ctn Wt</td><td>125</td></tr><tr><td>COL Sq Ft</td><td>115</td><td>Cu Ft</td><td>26</td></tr></table>	Dimensions	D	W	H	Overall	32	50	30 ½	Seat	20	30	18	Arm		10	25	Upholstery	Shipping			COM Ydg	5	Ctn Wt	125	COL Sq Ft	115	Cu Ft	26	<table><tr><td>COM</td><td>\$3,297</td></tr><tr><td>A</td><td>\$3,419</td></tr><tr><td>B</td><td>\$3,561</td></tr><tr><td>COL/C</td><td>\$3,812</td></tr><tr><td>D</td><td>\$4,130</td></tr><tr><td>E</td><td>\$4,451</td></tr><tr><td>F</td><td>\$4,951</td></tr><tr><td>G</td><td>\$5,486</td></tr><tr><td>H</td><td>\$6,054</td></tr><tr><td>I</td><td>\$6,947</td></tr><tr><td>J</td><td>\$8,016</td></tr><tr><td>L1</td><td>\$6,305</td></tr><tr><td>L2</td><td>\$7,056</td></tr></table>	COM	\$3,297	A	\$3,419	B	\$3,561	COL/C	\$3,812	D	\$4,130	E	\$4,451	F	\$4,951	G	\$5,486	H	\$6,054	I	\$6,947	J	\$8,016	L1	\$6,305	L2	\$7,056
Dimensions	D	W	H																																																						
Overall	32	50	30 ½																																																						
Seat	20	30	18																																																						
Arm		10	25																																																						
Upholstery	Shipping																																																								
COM Ydg	5	Ctn Wt	125																																																						
COL Sq Ft	115	Cu Ft	26																																																						
COM	\$3,297																																																								
A	\$3,419																																																								
B	\$3,561																																																								
COL/C	\$3,812																																																								
D	\$4,130																																																								
E	\$4,451																																																								
F	\$4,951																																																								
G	\$5,486																																																								
H	\$6,054																																																								
I	\$6,947																																																								
J	\$8,016																																																								
L1	\$6,305																																																								
L2	\$7,056																																																								
Single Seat Low Back	<b>CTL1201U2</b> <ul style="list-style-type: none"><li>· upholstered arms</li><li>· 5" arm width</li><li>· 20" seat width</li><li>· COM based on single fabric</li><li>· multiple fabrics, see pages CT6-CT8 for yardage requirements</li><li>· artisan veneer available; specify and add \$128 list</li></ul>	<table><tr><th>Dimensions</th><th>D</th><th>W</th><th>H</th></tr><tr><td>Overall</td><td>32</td><td>30</td><td>30 ½</td></tr><tr><td>Seat</td><td>20</td><td>20</td><td>18</td></tr><tr><td>Arm</td><td></td><td>5</td><td>24 ½</td></tr><tr><th>Upholstery</th><th colspan="3">Shipping</th></tr><tr><td>COM Ydg</td><td>6 ½</td><td>Ctn Wt</td><td>76</td></tr><tr><td>COL Sq Ft</td><td>150</td><td>Cu Ft</td><td>16</td></tr></table>	Dimensions	D	W	H	Overall	32	30	30 ½	Seat	20	20	18	Arm		5	24 ½	Upholstery	Shipping			COM Ydg	6 ½	Ctn Wt	76	COL Sq Ft	150	Cu Ft	16	<table><tr><td>COM</td><td>\$2,807</td></tr><tr><td>A</td><td>\$2,942</td></tr><tr><td>B</td><td>\$3,129</td></tr><tr><td>COL/C</td><td>\$3,452</td></tr><tr><td>D</td><td>\$3,870</td></tr><tr><td>E</td><td>\$4,287</td></tr><tr><td>F</td><td>\$4,936</td></tr><tr><td>G</td><td>\$5,633</td></tr><tr><td>H</td><td>\$6,373</td></tr><tr><td>I</td><td>\$7,531</td></tr><tr><td>J</td><td>\$8,922</td></tr><tr><td>L1</td><td>\$6,698</td></tr><tr><td>L2</td><td>\$7,672</td></tr></table>	COM	\$2,807	A	\$2,942	B	\$3,129	COL/C	\$3,452	D	\$3,870	E	\$4,287	F	\$4,936	G	\$5,633	H	\$6,373	I	\$7,531	J	\$8,922	L1	\$6,698	L2	\$7,672
Dimensions	D	W	H																																																						
Overall	32	30	30 ½																																																						
Seat	20	20	18																																																						
Arm		5	24 ½																																																						
Upholstery	Shipping																																																								
COM Ydg	6 ½	Ctn Wt	76																																																						
COL Sq Ft	150	Cu Ft	16																																																						
COM	\$2,807																																																								
A	\$2,942																																																								
B	\$3,129																																																								
COL/C	\$3,452																																																								
D	\$3,870																																																								
E	\$4,287																																																								
F	\$4,936																																																								
G	\$5,633																																																								
H	\$6,373																																																								
I	\$7,531																																																								
J	\$8,922																																																								
L1	\$6,698																																																								
L2	\$7,672																																																								
Single Seat Low Back	<b>CTL1201W2</b> <ul style="list-style-type: none"><li>· wood cap arms</li><li>· 5" arm width</li><li>· 20" seat width</li><li>· COM based on single fabric</li><li>· multiple fabrics, see pages CT6-CT8 for yardage requirements</li><li>· artisan veneer available; specify and add \$191 list</li></ul>	<table><tr><th>Dimensions</th><th>D</th><th>W</th><th>H</th></tr><tr><td>Overall</td><td>32</td><td>30</td><td>30 ½</td></tr><tr><td>Seat</td><td>20</td><td>20</td><td>18</td></tr><tr><td>Arm</td><td></td><td>5</td><td>25</td></tr><tr><th>Upholstery</th><th colspan="3">Shipping</th></tr><tr><td>COM Ydg</td><td>6 ½</td><td>Ctn Wt</td><td>81</td></tr><tr><td>COL Sq Ft</td><td>150</td><td>Cu Ft</td><td>16</td></tr></table>	Dimensions	D	W	H	Overall	32	30	30 ½	Seat	20	20	18	Arm		5	25	Upholstery	Shipping			COM Ydg	6 ½	Ctn Wt	81	COL Sq Ft	150	Cu Ft	16	<table><tr><td>COM</td><td>\$3,190</td></tr><tr><td>A</td><td>\$3,332</td></tr><tr><td>B</td><td>\$3,517</td></tr><tr><td>COL/C</td><td>\$3,841</td></tr><tr><td>D</td><td>\$4,258</td></tr><tr><td>E</td><td>\$4,679</td></tr><tr><td>F</td><td>\$5,325</td></tr><tr><td>G</td><td>\$6,020</td></tr><tr><td>H</td><td>\$6,762</td></tr><tr><td>I</td><td>\$7,921</td></tr><tr><td>J</td><td>\$9,311</td></tr><tr><td>L1</td><td>\$7,087</td></tr><tr><td>L2</td><td>\$8,060</td></tr></table>	COM	\$3,190	A	\$3,332	B	\$3,517	COL/C	\$3,841	D	\$4,258	E	\$4,679	F	\$5,325	G	\$6,020	H	\$6,762	I	\$7,921	J	\$9,311	L1	\$7,087	L2	\$8,060
Dimensions	D	W	H																																																						
Overall	32	30	30 ½																																																						
Seat	20	20	18																																																						
Arm		5	25																																																						
Upholstery	Shipping																																																								
COM Ydg	6 ½	Ctn Wt	81																																																						
COL Sq Ft	150	Cu Ft	16																																																						
COM	\$3,190																																																								
A	\$3,332																																																								
B	\$3,517																																																								
COL/C	\$3,841																																																								
D	\$4,258																																																								
E	\$4,679																																																								
F	\$5,325																																																								
G	\$6,020																																																								
H	\$6,762																																																								
I	\$7,921																																																								
J	\$9,311																																																								
L1	\$7,087																																																								
L2	\$8,060																																																								



Description	① Model	Specifications				List Price Per Grade	
<b>Single Seat Low Back</b>  	<b>CTL1301U2</b> <ul style="list-style-type: none"> <li>upholstered arms</li> <li>10" arm width</li> <li>30" seat width</li> <li>COM based on single fabric</li> <li>multiple fabrics, see pages CT6-CT8 for yardage requirements</li> <li>artisan veneer available; specify and add \$128 list</li> </ul>	<b>Dimensions</b>	<b>D</b>	<b>W</b>	<b>H</b>	COM	\$3,036
		Overall	32	50	30 ½	A	\$3,175
		Seat	20	30	18	B	\$3,358
		Arm		10	24 ½	COL/C	\$3,684
		<b>Upholstery</b>		<b>Shipping</b>		D	\$4,103
		COM Ydg	6 ½	Ctn Wt	131	E	\$4,519
		COL Sq Ft	150	Cu Ft	26	F	\$5,170
						G	\$5,863
						H	\$6,605
						I	\$7,765
<b>Single Seat Low Back</b>  	<b>CTL1301W2</b> <ul style="list-style-type: none"> <li>wood cap arms</li> <li>10" arm width</li> <li>30" seat width</li> <li>COM based on single fabric</li> <li>multiple fabrics, see pages CT6-CT8 for yardage requirements</li> <li>artisan veneer available; specify and add \$191 list</li> </ul>	<b>Dimensions</b>	<b>D</b>	<b>W</b>	<b>H</b>	COM	\$3,423
		Overall	32	50	30 ½	A	\$3,567
		Seat	20	30	18	B	\$3,753
		Arm		10	25	COL/C	\$4,075
		<b>Upholstery</b>		<b>Shipping</b>		D	\$4,494
		COM Ydg	6 ½	Ctn Wt	141	E	\$4,911
		COL Sq Ft	150	Cu Ft	26	F	\$5,561
						G	\$6,255
						H	\$6,997
						I	\$8,155

#### To Order, Specify:

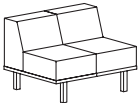
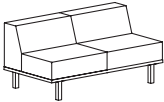
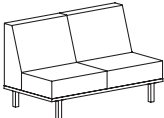

- ① Model Number
- ② Wood Finish [See Wood Finish Options](#)
- ③ Fabric Selection - vendor, pattern and color
  - A. Seat
  - B. Back
  - C. Arm(s)
 Visit [www.jsifurniture.com/finishes-and-materials/textiles](http://www.jsifurniture.com/finishes-and-materials/textiles) for our textiles program.  
See selection of standard and graded in manufacturers and patterns.
- ④ Metal Leg Color - [See Metal Leg Color Options](#)
- ⑤ Optional Wood Back Rail - available on any unit with two arms, specify and add \$192 list
- ⑥ Optional Power Center - Flush Mount (EC22) - Black (B) or White (W); \$583 list each, see page CT3 for location availability
- ⑦ Arm Cap - Wood (M) or Black 3D Laminate (B3L)
- ⑧ Optional Drink Holder(s) (DH) - add \$120 list each, indicate left or right arm; add \$240 list for end table
- ⑨ Optional Tablet Arm - indicate left (TBL) or right arm (TBR); essentials veneer add \$663 list, artisan veneer add \$691 list
- ⑩ Optional Coordinating Wood Grain Laminate Available on Wood Cap Arm or Table Top - no upcharge. Finishes with an asterisk have a coordinating laminate available
- ⑪ Optional Rubber Cushion Nylon Glides - no upcharge

#### Specifications

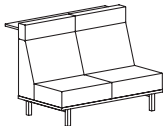
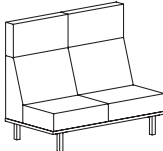
- Wood Finishes - Essentials or Artisan.
- Seat has synthetic sheet webbing with cross strap reinforcement, 4 ¼" high density polyurethane foam.
- Back has high density polyurethane foam.
- Arms have ¾" thick top and ¼" thick side high density polyurethane foam.
- Plywood construction with locking tenons, glue and screws.
- Linking bracket included.
- Metal legs are 16 gauge steel tube with metal leveling glides.

## Connect Modular Lounge

C  
O  
K  
C  
0  
0  
2  
0  
5

Description	① Model	Specifications	List Price Per Grade		
<div>Two Seat Low Back</div> 	<div>CTL2201</div> <ul style="list-style-type: none"><li>· armless</li><li>· 20" individual seat width</li><li>· COM based on single fabric</li><li>· multiple fabrics, see pages CT6-CT8 for yardage requirements</li><li>· artisan veneer available; specify and add \$128 list</li></ul>	<div>Dimensions</div> <div>D</div> <div>W</div> <div>H</div>	COM \$3,124		
		Overall	32	40	30 ½
		Seat	20	40	18
		<div>Upholstery</div>	<div>Shipping</div>		
		COM Ydg	7	Ctn Wt	93
		COL Sq Ft	161	Cu Ft	21
					A \$3,270
					B \$3,472
					COL/C \$3,821
					D \$4,269
<div>Two Seat Low Back</div> 	<div>CTL2301</div> <ul style="list-style-type: none"><li>· armless</li><li>· 30" individual seat width</li><li>· COM based on single fabric</li><li>· multiple fabrics, see pages CT6-CT8 for yardage requirements</li><li>· artisan veneer available; specify and add \$128 list</li></ul>	<div>Dimensions</div> <div>D</div> <div>W</div> <div>H</div>	COM \$3,422		
		Overall	32	60	30 ½
		Seat	20	60	18
		<div>Upholstery</div>	<div>Shipping</div>		
		COM Ydg	7	Ctn Wt	138
		COL Sq Ft	161	Cu Ft	31
					A \$3,573
					B \$3,774
					COL/C \$4,122
					D \$4,569
<div>Two Seat Mid Back</div> 	<div>CTL2302</div> <ul style="list-style-type: none"><li>· armless</li><li>· 30" individual seat width</li><li>· COM based on single fabric</li><li>· multiple fabrics, see pages CT6-CT8 for yardage requirements</li><li>· artisan veneer available; specify and add \$128 list</li></ul>	<div>Dimensions</div> <div>D</div> <div>W</div> <div>H</div>	COM \$3,808		
		Overall	32	60	37 ½
		Seat	20	60	18
		<div>Upholstery</div>	<div>Shipping</div>		
		COM Ydg	7 ½	Ctn Wt	143
		COL Sq Ft	173	Cu Ft	39
					A \$3,973
					B \$4,185
					COL/C \$4,560
					D \$5,042
<div>Two Seat High Back</div> 	<div>CTL2303</div> <ul style="list-style-type: none"><li>· armless</li><li>· 30" individual seat width</li><li>· COM based on single fabric</li><li>· multiple fabrics, see pages CT6-CT8 for yardage requirements</li><li>· artisan veneer available; specify and add \$128 list</li></ul>	<div>Dimensions</div> <div>D</div> <div>W</div> <div>H</div>	COM \$4,190		
		Overall	32	60	44 ½
		Seat	20	60	18
		<div>Upholstery</div>	<div>Shipping</div>		
		COM Ydg	9	Ctn Wt	160
		COL Sq Ft	207	Cu Ft	48
					A \$4,380
					B \$4,640
					COL/C \$5,089
					D \$5,665
			E \$6,243		
			F \$7,141		
			G \$8,104		
			H \$9,131		
			I \$10,736		
			J \$12,661		
			L1 \$9,579		
			L2 \$10,926		



Description	① Model	Specifications			List Price Per Grade		
<div>Two Seat High Back with Stand Up Surface</div> 	<div>CTL2304</div> <ul style="list-style-type: none"><li>armless</li><li>stand up surface corner; specify square (S) no upcharge or rounded (R) add \$49 list</li><li>30" individual seat width</li><li>7" high headrest</li><li>41 ¾" high stand up surface</li><li>COM based on single fabric</li><li>multiple fabrics, see pages CT6-CT8 for yardage requirements</li><li>artisan veneer available; specify and add \$128 list</li></ul>	Dimensions	D	W	H	COM	\$5,401
		Overall	42	60	44 ½	A	\$5,610
		Seat	20	60	18	B	\$5,869
		Upholstery	Shipping			COL/C	\$6,316
		COM Ydg	9	Ctn Wt	198	D	\$6,895
		COL Sq Ft	207	Cu Ft	58	E	\$7,474
					F	\$8,373	
					G	\$9,335	
					H	\$10,359	
					I	\$11,965	
			J	\$13,892			
			L1	\$10,810			
			L2	\$12,156			
<div>Two Seat Privacy Back</div> 	<div>CTL2305</div> <ul style="list-style-type: none"><li>armless</li><li>30" individual seat width</li><li>14" high headrest</li><li>COM based on single fabric</li><li>multiple fabrics, see pages CT6-CT8 for yardage requirements</li><li>artisan veneer available; specify and add \$128 list</li></ul>	Dimensions	D	W	H	COM	\$4,573
		Overall	32	60	51 ½	A	\$4,787
		Seat	20	60	18	B	\$5,071
		Upholstery	Shipping			COL/C	\$5,570
		COM Ydg	10	Ctn Wt	164	D	\$6,212
		COL Sq Ft	230	Cu Ft	56	E	\$6,853
					F	\$7,853	
					G	\$8,921	
					H	\$10,063	
					I	\$11,845	
			J	\$13,986			
			L1	\$10,562			
			L2	\$12,058			

#### To Order, Specify:

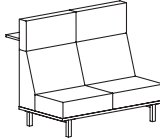
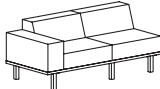
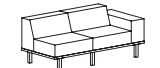
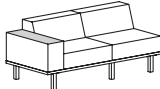

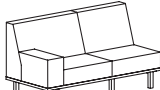
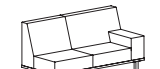
- ① Model Number
- ② Wood Finish [See Wood Finish Options](#)
- ③ Laminate Color Selection (Stand Up Surface) [See Laminate Color Selection](#)
- ④ Surface Corners (Stand Up Surface) - Square (S), no upcharge or Rounded (R), add \$49 list
- ⑤ Fabric Selection - vendor, pattern and color
  - A. Seat
  - B. Back
  - C. Arm
  - D. Headrest
 Visit [www.jsifurniture.com/finishes-and-materials/textiles](http://www.jsifurniture.com/finishes-and-materials/textiles) for our textiles program.  
See selection of standard and graded in manufacturers and patterns.
- ⑥ Metal Leg Color - [See Metal Leg Color Options](#)
- ⑦ Optional Power Center - Flush Mount (EC22) - Black (B) or White (W); \$583 list each, see page CT3 for location availability
- ⑧ Optional Drink Holder (DH) - add \$120 list each
- ⑨ Optional Tablet Arm - indicate left (TBL) or right arm (TBR); essentials veneer add \$663 list, artisan veneer add \$691 list
- ⑩ Optional Rubber Cushion Nylon Glides - no upcharge
- ⑪ Product Options

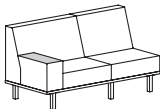

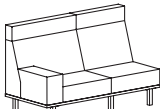

#### Specifications

- Wood Finishes - Essentials or Artisan.
- Seat has synthetic sheet webbing with cross strap reinforcement, 4 ¼" high density polyurethane foam.
- Back has high density polyurethane foam.
- Arms have ¾" thick top and ¼" thick side high density polyurethane foam.
- Plywood construction with locking tenons, glue and screws.
- Linking bracket included.
- Metal legs are 16 gauge steel tube with metal leveling glides.
- ¾" thick 10" deep laminate stand up surface with coordinating 3mm PVC edge supported by steel columns, 42" surface height.

## Connect Modular Lounge

C  
O  
K  
C  
0  
0  
2  
0  
5

Description	① Model	Specifications	List Price Per Grade			
<div>Two Seat Privacy Back with Stand Up Surface</div> <div></div>	<div>CTL2306</div> <div><div>· armless</div><div>· stand up surface corner; specify square (S) no upcharge or rounded (R) add \$49 list</div><div>· 30" individual seat width</div><div>· 14" high headrest</div><div>· 41 ¾" high stand up surface</div><div>· COM based on single fabric</div><div>· multiple fabrics, see pages CT6–CT8 for yardage requirements</div><div>· artisan veneer available; specify and add \$128 list</div></div>	<div>Dimensions</div> <div>D</div> <div>W</div> <div>H</div>	COM \$5,784			
		Overall	42	60	51 ½	A \$6,016
		Seat	20	60	18	B \$6,301
		Upholstery	Shipping			COL/C \$6,800
		COM Ydg	10	Ctn Wt	202	D \$7,439
		COL Sq Ft	230	Cu Ft	66	E \$8,084
						F \$9,082
						G \$10,152
						H \$11,292
						I \$13,074
				J \$15,213		
				L1 \$11,791		
				L2 \$13,289		
<div>Two Seat Low Back</div> <div><div></div><div>CTL2301UR</div><div>right</div><div></div><div>CTL2301UL</div><div>left</div></div>	<div>CTL2301UR</div> <div>CTL2301UL</div> <div><div>· upholstered arm</div><div>· 10" arm width</div><div>· 30" individual seat width</div><div>· COM based on single fabric</div><div>· multiple fabrics, see pages CT6–CT8 for yardage requirements</div><div>· artisan veneer available; specify and add \$128 list</div></div>	<div>Dimensions</div> <div>D</div> <div>W</div> <div>H</div>	COM \$4,084			
		Overall	32	70	30 ½	A \$4,269
		Seat	20	60	18	B \$4,513
		Arm	10		24 ½	COL/C \$4,936
		Upholstery	Shipping			D \$5,482
		COM Ydg	8 ½	Ctn Wt	187	E \$6,025
		COL Sq Ft	196	Cu Ft	36	F \$6,877
						G \$7,784
						H \$8,754
						I \$10,270
				J \$12,090		
				L1 \$9,178		
				L2 \$10,451		
<div>Two Seat Low Back</div> <div><div></div><div>CTL2301WR</div><div>right</div><div></div><div>CTL2301WL</div><div>left</div></div>	<div>CTL2301WR</div> <div>CTL2301WL</div> <div><div>· wood cap arm</div><div>· 10" arm width</div><div>· 30" individual seat width</div><div>· COM based on single fabric</div><div>· multiple fabrics, see pages CT6–CT8 for yardage requirements</div><div>· artisan veneer available; specify and add \$163 list</div></div>	<div>Dimensions</div> <div>D</div> <div>W</div> <div>H</div>	COM \$4,277			
		Overall	32	70	30 ½	A \$4,463
		Seat	20	60	18	B \$4,705
		Arm	10		25	COL/C \$5,131
		Upholstery	Shipping			D \$5,675
		COM Ydg	8 ½	Ctn Wt	192	E \$6,220
		COL Sq Ft	196	Cu Ft	36	F \$7,069
						G \$7,976
						H \$8,946
						I \$10,463
				J \$12,282		
				L1 \$9,371		
				L2 \$10,643		
<div>Two Seat Mid Back</div> <div><div></div><div>CTL2302UR</div><div>right</div><div></div><div>CTL2302UL</div><div>left</div></div>	<div>CTL2302UR</div> <div>CTL2302UL</div> <div><div>· upholstered arm</div><div>· 10" arm width</div><div>· 30" individual seat width</div><div>· COM based on single fabric</div><div>· multiple fabrics, see pages CT6–CT8 for yardage requirements</div><div>· artisan veneer available; specify and add \$128 list</div></div>	<div>Dimensions</div> <div>D</div> <div>W</div> <div>H</div>	COM \$4,468			
		Overall	32	70	37 ½	A \$4,666
		Seat	20	60	18	B \$4,923
		Arm	10		24 ½	COL/C \$5,373
		Upholstery	Shipping			D \$5,949
		COM Ydg	9	Ctn Wt	187	E \$6,528
		COL Sq Ft	207	Cu Ft	46	F \$7,425
						G \$8,389
						H \$9,414
						I \$11,018
				J \$12,945		
				L1 \$9,864		
				L2 \$11,211		

Description	① Model	Specifications	List Price Per Grade																												
Two Seat Mid Back	<b>CTL2302WR</b> <b>CTL2302WL</b> <ul style="list-style-type: none"><li>• wood cap arm</li><li>• 10" arm width</li><li>• 30" individual seat width</li><li>• COM based on single fabric</li><li>• multiple fabrics, see pages CT6-CT8 for yardage requirements</li><li>• artisan veneer available; specify and add \$163 list</li></ul>	<table><tr><th>Dimensions</th><th>D</th><th>W</th><th>H</th></tr><tr><td>Overall</td><td>32</td><td>70</td><td>37 ½</td></tr><tr><td>Seat</td><td>20</td><td>60</td><td>18</td></tr><tr><td>Arm</td><td></td><td>10</td><td>25</td></tr><tr><th>Upholstery</th><th colspan="3">Shipping</th></tr><tr><td>COM Ydg</td><td>9</td><td>Ctn Wt</td><td>192</td></tr><tr><td>COL Sq Ft</td><td>207</td><td>Cu Ft</td><td>46</td></tr></table>	Dimensions	D	W	H	Overall	32	70	37 ½	Seat	20	60	18	Arm		10	25	Upholstery	Shipping			COM Ydg	9	Ctn Wt	192	COL Sq Ft	207	Cu Ft	46	COM \$4,656 A \$4,857 B \$5,116 COL/C \$5,564 D \$6,143 E \$6,721 F \$7,618 G \$8,580 H \$9,609 I \$11,212 J \$13,136 L1 \$10,057 L2 \$11,403
		Dimensions	D	W	H																										
Overall	32	70	37 ½																												
Seat	20	60	18																												
Arm		10	25																												
Upholstery	Shipping																														
COM Ydg	9	Ctn Wt	192																												
COL Sq Ft	207	Cu Ft	46																												
 <b>CTL2302WR</b> right																															
 <b>CTL2302WL</b> left																															
Two Seat High Back	<b>CTL2303UR</b> <b>CTL2303UL</b> <ul style="list-style-type: none"><li>• upholstered arm</li><li>• 10" arm width</li><li>• 30" individual seat width</li><li>• 7" high headrest</li><li>• COM based on single fabric</li><li>• multiple fabrics, see pages CT6-CT8 for yardage requirements</li><li>• artisan veneer available; specify and add \$128 list</li></ul>	<table><tr><th>Dimensions</th><th>D</th><th>W</th><th>H</th></tr><tr><td>Overall</td><td>32</td><td>70</td><td>44 ½</td></tr><tr><td>Seat</td><td>20</td><td>60</td><td>18</td></tr><tr><td>Arm</td><td></td><td>10</td><td>24 ½</td></tr><tr><th>Upholstery</th><th colspan="3">Shipping</th></tr><tr><td>COM Ydg</td><td>10 ½</td><td>Ctn Wt</td><td>204</td></tr><tr><td>COL Sq Ft</td><td>242</td><td>Cu Ft</td><td>56</td></tr></table>	Dimensions	D	W	H	Overall	32	70	44 ½	Seat	20	60	18	Arm		10	24 ½	Upholstery	Shipping			COM Ydg	10 ½	Ctn Wt	204	COL Sq Ft	242	Cu Ft	56	COM \$4,850 A \$5,075 B \$5,376 COL/C \$5,899 D \$6,574 E \$7,246 F \$8,295 G \$9,417 H \$10,616 I \$12,489 J \$14,733 L1 \$11,141 L2 \$12,712
		Dimensions	D	W	H																										
Overall	32	70	44 ½																												
Seat	20	60	18																												
Arm		10	24 ½																												
Upholstery	Shipping																														
COM Ydg	10 ½	Ctn Wt	204																												
COL Sq Ft	242	Cu Ft	56																												
 <b>CTL2303UR</b> right																															
 <b>CTL2303UL</b> left																															

#### To Order, Specify:

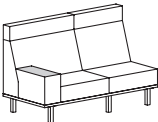



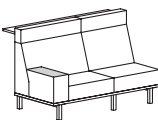

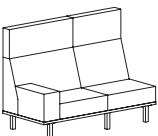
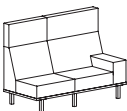
- ① Model Number
- ② Wood Finish [See Wood Finish Options](#)
- ③ Laminate Color Selection (Stand Up Surface) [See Laminate Color Selection](#)
- ④ Surface Corners (Stand Up Surface) -  
Square (S), no upcharge or Rounded (R), add \$49 list
- ⑤ Fabric Selection - vendor, pattern and color  
A. Seat  
B. Back  
C. Arm  
D. Headrest  
Visit [www.jsifurniture.com/finishes-and-materials/textiles](http://www.jsifurniture.com/finishes-and-materials/textiles) for our textiles program.  
See selection of standard and graded in manufacturers and patterns.
- ⑥ Metal Leg Color - [See Metal Leg Color Options](#)
- ⑦ Optional Power Center - Flush Mount (EC22) -  
Black (B) or White (W); \$583 list each, see page CT3 for location availability
- ⑧ Optional Drink Holder (DH) - add \$120 list each
- ⑨ Optional Tablet Arm - indicate left (TBL) or right arm (TBR); essentials veneer add \$663 list, artisan veneer add \$691 list
- ⑩ Optional Rubber Cushion Nylon Glides - no upcharge
- ⑪ Product Options

#### Specifications

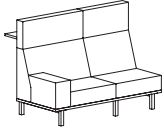

- Wood Finishes - Essentials or Artisan.
- Seat has synthetic sheet webbing with cross strap reinforcement, 4 ¼" high density polyurethane foam.
- Back has high density polyurethane foam.
- Arms have ¾" thick top and ¼" thick side high density polyurethane foam.
- Plywood construction with locking tenons, glue and screws.
- Linking bracket included.
- Metal legs are 16 gauge steel tube with metal leveling glides.
- ¾" thick 10" deep laminate stand up surface with coordinating 3mm PVC edge supported by steel columns, 42" surface height.

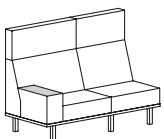
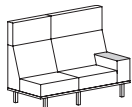
## Connect Modular Lounge

C  
O  
K  
C  
0  
0  
2  
0  
5

Description	① Model	Specifications	List Price Per Grade																												
Two Seat High Back  CTL2303WR right  CTL2303WL left	CTL2303WR CTL2303WL <ul style="list-style-type: none"><li>· wood cap arm</li><li>· 10" arm width</li><li>· 30" individual seat width</li><li>· 7" high headrest</li><li>· COM based on single fabric</li><li>· multiple fabrics, see pages CT6–CT8 for yardage requirements</li><li>· artisan veneer available; specify and add \$163 list</li></ul>	<table><tr><th>Dimensions</th><th>D</th><th>W</th><th>H</th></tr><tr><td>Overall</td><td>32</td><td>70</td><td>44 ½</td></tr><tr><td>Seat</td><td>20</td><td>60</td><td>18</td></tr><tr><td>Arm</td><td></td><td>10</td><td>25</td></tr><tr><th>Upholstery</th><th colspan="3">Shipping</th></tr><tr><td>COM Ydg</td><td>10 ½</td><td>Ctn Wt</td><td>209</td></tr><tr><td>COL Sq Ft</td><td>242</td><td>Cu Ft</td><td>56</td></tr></table>	Dimensions	D	W	H	Overall	32	70	44 ½	Seat	20	60	18	Arm		10	25	Upholstery	Shipping			COM Ydg	10 ½	Ctn Wt	209	COL Sq Ft	242	Cu Ft	56	COM \$5,042 A \$5,270 B \$5,567 COL/C \$6,092 D \$6,765 E \$7,438 F \$8,486 G \$9,612 H \$10,809 I \$12,682 J \$14,927 L1 \$11,332 L2 \$12,905
		Dimensions	D	W	H																										
Overall	32	70	44 ½																												
Seat	20	60	18																												
Arm		10	25																												
Upholstery	Shipping																														
COM Ydg	10 ½	Ctn Wt	209																												
COL Sq Ft	242	Cu Ft	56																												
Two Seat High Back with Stand Up Surface  CTL2304UR right  CTL2304UL left	CTL2304UR CTL2304UL <ul style="list-style-type: none"><li>· upholstered arm</li><li>· stand up surface corner; specify square (S) no upcharge or rounded (R) add \$49 list</li><li>· 10" arm width</li><li>· 30" individual seat width</li><li>· 7" high headrest</li><li>· 41 ¾" high stand up surface</li><li>· COM based on single fabric</li><li>· multiple fabrics, see pages CT6–CT8 for yardage requirements</li><li>· artisan veneer available; specify and add \$128 list</li></ul>	<table><tr><th>Dimensions</th><th>D</th><th>W</th><th>H</th></tr><tr><td>Overall</td><td>42</td><td>70</td><td>44 ½</td></tr><tr><td>Seat</td><td>20</td><td>60</td><td>18</td></tr><tr><td>Arm</td><td></td><td>10</td><td>24 ½</td></tr><tr><th>Upholstery</th><th colspan="3">Shipping</th></tr><tr><td>COM Ydg</td><td>10 ½</td><td>Ctn Wt</td><td>242</td></tr><tr><td>COL Sq Ft</td><td>242</td><td>Cu Ft</td><td>68</td></tr></table>	Dimensions	D	W	H	Overall	42	70	44 ½	Seat	20	60	18	Arm		10	24 ½	Upholstery	Shipping			COM Ydg	10 ½	Ctn Wt	242	COL Sq Ft	242	Cu Ft	68	COM \$6,641 A \$6,892 B \$7,190 COL/C \$7,716 D \$8,390 E \$9,064 F \$10,110 G \$11,234 H \$12,434 I \$14,303 J \$16,550 L1 \$12,958 L2 \$14,527
		Dimensions	D	W	H																										
Overall	42	70	44 ½																												
Seat	20	60	18																												
Arm		10	24 ½																												
Upholstery	Shipping																														
COM Ydg	10 ½	Ctn Wt	242																												
COL Sq Ft	242	Cu Ft	68																												
Two Seat High Back with Stand Up Surface  CTL2304WR right  CTL2304WL left	CTL2304WR CTL2304WL <ul style="list-style-type: none"><li>· wood cap arm</li><li>· stand up surface corner; specify square (S) no upcharge or rounded (R) add \$49 list</li><li>· 10" arm width</li><li>· 30" individual seat width</li><li>· 7" high headrest</li><li>· 41 ¾" high stand up surface</li><li>· COM based on single fabric</li><li>· multiple fabrics, see pages CT6–CT8 for yardage requirements</li><li>· artisan veneer available; specify and add \$163 list</li></ul>	<table><tr><th>Dimensions</th><th>D</th><th>W</th><th>H</th></tr><tr><td>Overall</td><td>42</td><td>70</td><td>44 ½</td></tr><tr><td>Seat</td><td>20</td><td>60</td><td>18</td></tr><tr><td>Arm</td><td></td><td>10</td><td>25</td></tr><tr><th>Upholstery</th><th colspan="3">Shipping</th></tr><tr><td>COM Ydg</td><td>10 ½</td><td>Ctn Wt</td><td>247</td></tr><tr><td>COL Sq Ft</td><td>242</td><td>Cu Ft</td><td>68</td></tr></table>	Dimensions	D	W	H	Overall	42	70	44 ½	Seat	20	60	18	Arm		10	25	Upholstery	Shipping			COM Ydg	10 ½	Ctn Wt	247	COL Sq Ft	242	Cu Ft	68	COM \$6,831 A \$7,086 B \$7,385 COL/C \$7,907 D \$8,583 E \$9,256 F \$10,306 G \$11,427 H \$12,625 I \$14,497 J \$16,744 L1 \$13,149 L2 \$14,722
		Dimensions	D	W	H																										
Overall	42	70	44 ½																												
Seat	20	60	18																												
Arm		10	25																												
Upholstery	Shipping																														
COM Ydg	10 ½	Ctn Wt	247																												
COL Sq Ft	242	Cu Ft	68																												
Two Seat Privacy Back  CTL2305UR right  CTL2305UL left	CTL2305UR CTL2305UL <ul style="list-style-type: none"><li>· upholstered arm</li><li>· 10" arm width</li><li>· 30" individual seat width</li><li>· 14" high headrest</li><li>· COM based on single fabric</li><li>· multiple fabrics, see pages CT6–CT8 for yardage requirements</li><li>· artisan veneer available; specify and add \$128 list</li></ul>	<table><tr><th>Dimensions</th><th>D</th><th>W</th><th>H</th></tr><tr><td>Overall</td><td>32</td><td>70</td><td>51 ½</td></tr><tr><td>Seat</td><td>20</td><td>60</td><td>18</td></tr><tr><td>Arm</td><td></td><td>10</td><td>24 ½</td></tr><tr><th>Upholstery</th><th colspan="3">Shipping</th></tr><tr><td>COM Ydg</td><td>11 ½</td><td>Ctn Wt</td><td>214</td></tr><tr><td>COL Sq Ft</td><td>265</td><td>Cu Ft</td><td>66</td></tr></table>	Dimensions	D	W	H	Overall	32	70	51 ½	Seat	20	60	18	Arm		10	24 ½	Upholstery	Shipping			COM Ydg	11 ½	Ctn Wt	214	COL Sq Ft	265	Cu Ft	66	COM \$5,234 A \$5,479 B \$5,806 COL/C \$6,381 D \$7,119 E \$7,858 F \$9,007 G \$10,234 H \$11,548 I \$13,598 J \$16,055 L1 \$12,121 L2 \$13,842
		Dimensions	D	W	H																										
Overall	32	70	51 ½																												
Seat	20	60	18																												
Arm		10	24 ½																												
Upholstery	Shipping																														
COM Ydg	11 ½	Ctn Wt	214																												
COL Sq Ft	265	Cu Ft	66																												

CONNECT

Description	Model	Specifications	List Price Per Grade
Two Seat Privacy Back with Stand Up Surface	<b>CTL2306UR</b>	<b>Dimensions</b>	COM \$7,025
	<b>CTL2306UL</b>	<b>D W H</b>	A \$7,294
	<ul style="list-style-type: none"> <li>upholstered arm</li> <li>stand up surface corner; specify square (S) no upcharge or rounded (R) add \$49 list</li> <li>10" arm width</li> <li>30" individual seat width</li> <li>14" high headrest</li> <li>41 3/4" high stand up surface</li> <li>COM based on single fabric</li> <li>multiple fabrics, see pages CT6-CT8 for yardage requirements</li> <li>artisan veneer available; specify and add \$128 list</li> </ul>	Overall	42 70 51 1/2
		Seat	20 60 18
		Arm	10 24 1/2
		<b>Upholstery</b>	<b>Shipping</b>
		COM Ydg	11 1/2 Ctn Wt 252
		COL Sq Ft	265 Cu Ft 78
			COL/C \$8,197
			D \$8,935
			E \$9,672
			F \$10,821
			G \$12,052
			H \$13,362
			I \$15,413
			J \$17,875
			L1 \$13,938
			L2 \$15,656

Two Seat Privacy Back	<b>CTL2305WR</b>	<b>Dimensions</b>	<b>D W H</b>	COM \$5,423
	<b>CTL2305WL</b>			A \$5,671
	<ul style="list-style-type: none"> <li>wood cap arm</li> <li>10" arm width</li> <li>30" individual seat width</li> <li>14" high headrest</li> <li>COM based on single fabric</li> <li>multiple fabrics, see pages CT6-CT8 for yardage requirements</li> <li>artisan veneer available; specify and add \$163 list</li> </ul>	Overall	32 70 51 1/2	B \$6,000
		Seat	20 60 18	COL/C \$6,576
		Arm	10 25	D \$7,313
		<b>Upholstery</b>	<b>Shipping</b>	E \$8,049
		COM Ydg	11 1/2 Ctn Wt 219	F \$9,196
		COL Sq Ft	265 Cu Ft 66	G \$10,428
				H \$11,739
				I \$13,791
				J \$16,251
				L1 \$12,315
				L2 \$14,035

### To Order, Specify:

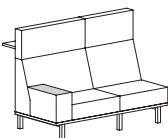

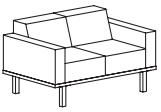
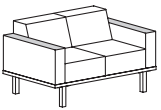
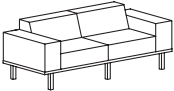
- Model Number
- Wood Finish [See Wood Finish Options](#)
- Laminate Color Selection (Stand Up Surface) [See Laminate Color Selection](#)
- Surface Corners (Stand Up Surface) -  
Square (S), no upcharge or Rounded (R), add \$49 list
- Fabric Selection - vendor, pattern and color
  - Seat
  - Back
  - Arm
  - Headrest
 Visit [www.jsifurniture.com/finishes-and-materials/textiles](http://www.jsifurniture.com/finishes-and-materials/textiles) for our textiles program.  
See selection of standard and graded in manufacturers and patterns.
- Metal Leg Color - [See Metal Leg Color Options](#)
- Optional Power Center - Flush Mount (EC22) -  
Black (B) or White (W); \$583 list each, see page CT3 for location availability
- Optional Drink Holder (DH) - add \$120 list each
- Optional Tablet Arm - indicate left (TBL) or right arm (TBR); essentials veneer add \$663 list, artisan veneer add \$691 list
- Optional Rubber Cushion Nylon Glides - no upcharge
- Product Options

### Specifications

- Wood Finishes - Essentials or Artisan.
- Seat has synthetic sheet webbing with cross strap reinforcement, 4 1/4" high density polyurethane foam.
- Back has high density polyurethane foam.
- Arms have 3/4" thick top and 1/4" thick side high density polyurethane foam.
- Plywood construction with locking tenons, glue and screws.
- Linking bracket included.
- Metal legs are 16 gauge steel tube with metal leveling glides.
- 3/4" thick 10" deep laminate stand up surface with coordinating 3mm PVC edge supported by steel columns, 42" surface height.

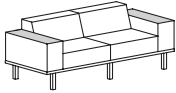
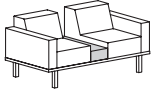
## Connect Modular Lounge

C  
O  
K  
C  
0  
0  
2  
0  
5

Description	① Model	Specifications	List Price Per Grade																																																							
Two Seat Privacy Back with Stand Up Surface	 <b>CTL2306WR</b> right	<table><thead><tr><th>Dimensions</th><th>D</th><th>W</th><th>H</th></tr></thead><tbody><tr><td>Overall</td><td>42</td><td>70</td><td>51 ½</td></tr><tr><td>Seat</td><td>20</td><td>60</td><td>18</td></tr><tr><td>Arm</td><td></td><td>10</td><td>25</td></tr><tr><td colspan="2">Upholstery</td><td colspan="2">Shipping</td></tr><tr><td>COM Ydg</td><td>11 ½</td><td>Ctn Wt</td><td>257</td></tr><tr><td>COL Sq Ft</td><td>265</td><td>Cu Ft</td><td>78</td></tr></tbody></table>	Dimensions	D	W	H	Overall	42	70	51 ½	Seat	20	60	18	Arm		10	25	Upholstery		Shipping		COM Ydg	11 ½	Ctn Wt	257	COL Sq Ft	265	Cu Ft	78	<table><tbody><tr><td>COM</td><td>\$7,214</td></tr><tr><td>A</td><td>\$7,488</td></tr><tr><td>B</td><td>\$7,815</td></tr><tr><td>COL/C</td><td>\$8,390</td></tr><tr><td>D</td><td>\$9,128</td></tr><tr><td>E</td><td>\$9,867</td></tr><tr><td>F</td><td>\$11,015</td></tr><tr><td>G</td><td>\$12,245</td></tr><tr><td>H</td><td>\$13,557</td></tr><tr><td>I</td><td>\$15,607</td></tr><tr><td>J</td><td>\$18,067</td></tr><tr><td>L1</td><td>\$14,129</td></tr><tr><td>L2</td><td>\$15,853</td></tr></tbody></table>	COM	\$7,214	A	\$7,488	B	\$7,815	COL/C	\$8,390	D	\$9,128	E	\$9,867	F	\$11,015	G	\$12,245	H	\$13,557	I	\$15,607	J	\$18,067	L1	\$14,129	L2	\$15,853	
	Dimensions		D	W	H																																																					
Overall	42	70	51 ½																																																							
Seat	20	60	18																																																							
Arm		10	25																																																							
Upholstery		Shipping																																																								
COM Ydg	11 ½	Ctn Wt	257																																																							
COL Sq Ft	265	Cu Ft	78																																																							
COM	\$7,214																																																									
A	\$7,488																																																									
B	\$7,815																																																									
COL/C	\$8,390																																																									
D	\$9,128																																																									
E	\$9,867																																																									
F	\$11,015																																																									
G	\$12,245																																																									
H	\$13,557																																																									
I	\$15,607																																																									
J	\$18,067																																																									
L1	\$14,129																																																									
L2	\$15,853																																																									
	 <b>CTL2306WL</b> left	<ul style="list-style-type: none"><li>• wood cap arm</li><li>• stand up surface corner; specify square (S) no upcharge or rounded (R) add \$49 list</li><li>• 10" arm width</li><li>• 30" individual seat width</li><li>• 14" high headrest</li><li>• 41 ¾" high stand up surface</li><li>• COM based on single fabric</li><li>• multiple fabrics, see pages CT6–CT8 for yardage requirements</li><li>• artisan veneer available; specify and add \$163 list</li></ul>																																																								
Two Seat Low Back		<b>CTL2201U2</b>	<table><thead><tr><th>Dimensions</th><th>D</th><th>W</th><th>H</th></tr></thead><tbody><tr><td>Overall</td><td>32</td><td>50</td><td>30 ½</td></tr><tr><td>Seat</td><td>20</td><td>40</td><td>18</td></tr><tr><td>Arm</td><td></td><td>5</td><td>24 ½</td></tr><tr><td colspan="2">Upholstery</td><td colspan="2">Shipping</td></tr><tr><td>COM Ydg</td><td>10</td><td>Ctn Wt</td><td>105</td></tr><tr><td>COL Sq Ft</td><td>230</td><td>Cu Ft</td><td>26</td></tr></tbody></table>	Dimensions	D	W	H	Overall	32	50	30 ½	Seat	20	40	18	Arm		5	24 ½	Upholstery		Shipping		COM Ydg	10	Ctn Wt	105	COL Sq Ft	230	Cu Ft	26	<table><tbody><tr><td>COM</td><td>\$4,353</td></tr><tr><td>A</td><td>\$4,561</td></tr><tr><td>B</td><td>\$4,845</td></tr><tr><td>COL/C</td><td>\$5,345</td></tr><tr><td>D</td><td>\$5,985</td></tr><tr><td>E</td><td>\$6,629</td></tr><tr><td>F</td><td>\$7,626</td></tr><tr><td>G</td><td>\$8,698</td></tr><tr><td>H</td><td>\$9,836</td></tr><tr><td>I</td><td>\$11,621</td></tr><tr><td>J</td><td>\$13,758</td></tr><tr><td>L1</td><td>\$10,339</td></tr><tr><td>L2</td><td>\$11,835</td></tr></tbody></table>	COM	\$4,353	A	\$4,561	B	\$4,845	COL/C	\$5,345	D	\$5,985	E	\$6,629	F	\$7,626	G	\$8,698	H	\$9,836	I	\$11,621	J	\$13,758	L1	\$10,339	L2	\$11,835
		Dimensions	D	W	H																																																					
Overall	32	50	30 ½																																																							
Seat	20	40	18																																																							
Arm		5	24 ½																																																							
Upholstery		Shipping																																																								
COM Ydg	10	Ctn Wt	105																																																							
COL Sq Ft	230	Cu Ft	26																																																							
COM	\$4,353																																																									
A	\$4,561																																																									
B	\$4,845																																																									
COL/C	\$5,345																																																									
D	\$5,985																																																									
E	\$6,629																																																									
F	\$7,626																																																									
G	\$8,698																																																									
H	\$9,836																																																									
I	\$11,621																																																									
J	\$13,758																																																									
L1	\$10,339																																																									
L2	\$11,835																																																									
		<ul style="list-style-type: none"><li>• upholstered arms</li><li>• 5" arm width</li><li>• 20" individual seat width</li><li>• COM based on single fabric</li><li>• multiple fabrics, see pages CT6–CT8 for yardage requirements</li><li>• artisan veneer available; specify and add \$163 list</li></ul>																																																								
Two Seat Low Back		<b>CTL2201W2</b>	<table><thead><tr><th>Dimensions</th><th>D</th><th>W</th><th>H</th></tr></thead><tbody><tr><td>Overall</td><td>32</td><td>50</td><td>30 ½</td></tr><tr><td>Seat</td><td>20</td><td>40</td><td>18</td></tr><tr><td>Arm</td><td></td><td>5</td><td>25</td></tr><tr><td colspan="2">Upholstery</td><td colspan="2">Shipping</td></tr><tr><td>COM Ydg</td><td>10</td><td>Ctn Wt</td><td>115</td></tr><tr><td>COL Sq Ft</td><td>230</td><td>Cu Ft</td><td>26</td></tr></tbody></table>	Dimensions	D	W	H	Overall	32	50	30 ½	Seat	20	40	18	Arm		5	25	Upholstery		Shipping		COM Ydg	10	Ctn Wt	115	COL Sq Ft	230	Cu Ft	26	<table><tbody><tr><td>COM</td><td>\$4,736</td></tr><tr><td>A</td><td>\$4,951</td></tr><tr><td>B</td><td>\$5,236</td></tr><tr><td>COL/C</td><td>\$5,735</td></tr><tr><td>D</td><td>\$6,377</td></tr><tr><td>E</td><td>\$7,020</td></tr><tr><td>F</td><td>\$8,016</td></tr><tr><td>G</td><td>\$9,088</td></tr><tr><td>H</td><td>\$10,229</td></tr><tr><td>I</td><td>\$12,010</td></tr><tr><td>J</td><td>\$14,150</td></tr><tr><td>L1</td><td>\$10,727</td></tr><tr><td>L2</td><td>\$12,223</td></tr></tbody></table>	COM	\$4,736	A	\$4,951	B	\$5,236	COL/C	\$5,735	D	\$6,377	E	\$7,020	F	\$8,016	G	\$9,088	H	\$10,229	I	\$12,010	J	\$14,150	L1	\$10,727	L2	\$12,223
		Dimensions	D	W	H																																																					
Overall	32	50	30 ½																																																							
Seat	20	40	18																																																							
Arm		5	25																																																							
Upholstery		Shipping																																																								
COM Ydg	10	Ctn Wt	115																																																							
COL Sq Ft	230	Cu Ft	26																																																							
COM	\$4,736																																																									
A	\$4,951																																																									
B	\$5,236																																																									
COL/C	\$5,735																																																									
D	\$6,377																																																									
E	\$7,020																																																									
F	\$8,016																																																									
G	\$9,088																																																									
H	\$10,229																																																									
I	\$12,010																																																									
J	\$14,150																																																									
L1	\$10,727																																																									
L2	\$12,223																																																									
		<ul style="list-style-type: none"><li>• wood cap arms</li><li>• 5" arm width</li><li>• 20" individual seat width</li><li>• COM based on single fabric</li><li>• multiple fabrics, see pages CT6–CT8 for yardage requirements</li><li>• artisan veneer available; specify and add \$191 list</li></ul>																																																								
Two Seat Low Back		<b>CTL2301U2</b>	<table><thead><tr><th>Dimensions</th><th>D</th><th>W</th><th>H</th></tr></thead><tbody><tr><td>Overall</td><td>32</td><td>80</td><td>30 ½</td></tr><tr><td>Seat</td><td>20</td><td>60</td><td>18</td></tr><tr><td>Arm</td><td></td><td>10</td><td>24 ½</td></tr><tr><td colspan="2">Upholstery</td><td colspan="2">Shipping</td></tr><tr><td>COM Ydg</td><td>10</td><td>Ctn Wt</td><td>221</td></tr><tr><td>COL Sq Ft</td><td>230</td><td>Cu Ft</td><td>41</td></tr></tbody></table>	Dimensions	D	W	H	Overall	32	80	30 ½	Seat	20	60	18	Arm		10	24 ½	Upholstery		Shipping		COM Ydg	10	Ctn Wt	221	COL Sq Ft	230	Cu Ft	41	<table><tbody><tr><td>COM</td><td>\$4,742</td></tr><tr><td>A</td><td>\$4,955</td></tr><tr><td>B</td><td>\$5,241</td></tr><tr><td>COL/C</td><td>\$5,740</td></tr><tr><td>D</td><td>\$6,383</td></tr><tr><td>E</td><td>\$7,025</td></tr><tr><td>F</td><td>\$8,022</td></tr><tr><td>G</td><td>\$9,091</td></tr><tr><td>H</td><td>\$10,232</td></tr><tr><td>I</td><td>\$12,015</td></tr><tr><td>J</td><td>\$14,155</td></tr><tr><td>L1</td><td>\$10,733</td></tr><tr><td>L2</td><td>\$12,230</td></tr></tbody></table>	COM	\$4,742	A	\$4,955	B	\$5,241	COL/C	\$5,740	D	\$6,383	E	\$7,025	F	\$8,022	G	\$9,091	H	\$10,232	I	\$12,015	J	\$14,155	L1	\$10,733	L2	\$12,230
		Dimensions	D	W	H																																																					
Overall	32	80	30 ½																																																							
Seat	20	60	18																																																							
Arm		10	24 ½																																																							
Upholstery		Shipping																																																								
COM Ydg	10	Ctn Wt	221																																																							
COL Sq Ft	230	Cu Ft	41																																																							
COM	\$4,742																																																									
A	\$4,955																																																									
B	\$5,241																																																									
COL/C	\$5,740																																																									
D	\$6,383																																																									
E	\$7,025																																																									
F	\$8,022																																																									
G	\$9,091																																																									
H	\$10,232																																																									
I	\$12,015																																																									
J	\$14,155																																																									
L1	\$10,733																																																									
L2	\$12,230																																																									
		<ul style="list-style-type: none"><li>• upholstered arms</li><li>• 10" arm width</li><li>• 30" individual seat width</li><li>• COM based on single fabric</li><li>• multiple fabrics, see pages CT6–CT8 for yardage requirements</li><li>• artisan veneer available; specify and add \$128 list</li></ul>																																																								

CONNECT



Description	1 Model	Specifications				List Price Per Grade	
<b>Two Seat Low Back</b>  	<b>CTL2301W2</b> <ul style="list-style-type: none"> <li>wood cap arms</li> <li>10" arm width</li> <li>30" individual seat width</li> <li>COM based on single fabric</li> <li>multiple fabrics, see pages CT6-CT8 for yardage requirements</li> <li>artisan veneer available; specify and add \$191 list</li> </ul>	<b>Dimensions</b>	<b>D</b>	<b>W</b>	<b>H</b>	<b>COM</b>	\$5,127
		Overall	32	80	30 ½	A	\$5,346
		Seat	20	60	18	B	\$5,633
		Arm		10	25	COL/C	\$6,130
		<b>Upholstery</b>		<b>Shipping</b>		D	\$6,773
		COM Ydg	10	Ctn Wt	231	E	\$7,416
		COL Sq Ft	230	Cu Ft	41	F	\$8,412
						G	\$9,483
						H	\$10,623
						I	\$12,404
<b>Two Seat Low Back</b>  	<b>CTL2201U2CC</b> <ul style="list-style-type: none"> <li>upholstered arms</li> <li>5" arm width</li> <li>20" individual seat width</li> <li>10" wide center console</li> <li>COM based on single fabric</li> <li>multiple fabrics, see pages CT6-CT8 for yardage requirements</li> <li>artisan veneer available; specify and add \$191 list</li> </ul>	<b>Dimensions</b>	<b>D</b>	<b>W</b>	<b>H</b>	<b>COM</b>	\$5,078
		Overall	32	60	30 ½	A	\$5,299
		Seat	20	40	18	B	\$5,583
		Arm		5	24 ½	COL/C	\$6,084
		<b>Upholstery</b>		<b>Shipping</b>		D	\$6,726
		COM Ydg	10	Ctn Wt	118	E	\$7,366
		COL Sq Ft	230	Cu Ft	31	F	\$8,364
						G	\$9,434
						H	\$10,575
						I	\$12,359
						J	\$14,497
						L1	\$11,076
						L2	\$12,571

#### To Order, Specify:

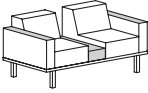
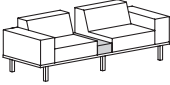
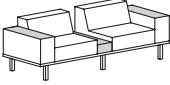

- Model Number
- Wood Finish [See Wood Finish Options](#)
- Laminate Color Selection (Stand Up Surface) [See Laminate Color Selection](#)
- Surface Corners (Stand Up Surface) -  
Square (S), no upcharge or Rounded(R), add \$49 list
- Fabric Selection - vendor, pattern and color  
A. Seat  
B. Back  
C. Arm  
D. Headrest  
Visit [www.jsifurniture.com/finishes-and-materials/textiles](http://www.jsifurniture.com/finishes-and-materials/textiles) for our textiles program.  
See selection of standard and graded in manufacturers and patterns.
- Metal Leg Color - [See Metal Leg Color Options](#)
- Optional Wood Back Rail - available on any unit with two arms, specify and add \$192 list
- Optional Power Center - Flush Mount (EC22) -  
Black (B) or White (W); \$583 list each, see page CT3 for location availability
- Arm Cap - Wood (M) or Black 3D Laminate (B3L)  
Optional Drink Holder(s) (DH) - add \$120 list each, indicate left or right arm;  
add \$240 list for end table
- Optional Tablet Arm - indicate left (TBL) or right arm (TBR); essentials veneer  
add \$663 list, artisan veneer add \$691 list
- Optional Coordinating Wood Grain Laminate Available on Wood Cap Arm or  
Table Top - no upcharge. Finishes with an asterisk have a coordinating laminate  
available
- Optional Rubber Cushion Nylon Glides - no upcharge
- Product Options

#### Specifications

- Wood Finishes - Essentials or Artisan.
- Seat has synthetic sheet webbing with cross strap reinforcement, 4 ¼" high density polyurethane foam.
- Back has high density polyurethane foam.
- Arms have ¾" thick top and ¼" thick side high density polyurethane foam.
- Plywood construction with locking tenons, glue and screws.
- Linking bracket included.
- Metal legs are 16 gauge steel tube with metal leveling glides.
- ¾" thick 10" deep laminate stand up surface with coordinating 3mm PVC edge supported by steel columns, 42" surface height.

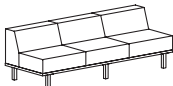
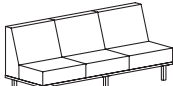
## Connect Modular Lounge

C  
O  
K  
C  
0  
0  
2  
0  
5

Description	① Model	Specifications	List Price Per Grade
Two Seat Low Back 	<b>CTL2201W2CC</b> · wood cap arms · 5" arm width · 20" individual seat width · 10" wide center console · COM based on single fabric · multiple fabrics, see pages CT6-CT8 for yardage requirements · artisan veneer available; specify and add \$239 list	<b>Dimensions</b>	<b>COM</b> \$5,462
		<b>D</b> 32 <b>W</b> 60 <b>H</b> 30 ½	<b>A</b> \$5,687
		<b>Seat</b> 20 40 18	<b>B</b> \$5,972
		<b>Arm</b> 5 25	<b>COL/C</b> \$6,469
		<b>Upholstery</b>	<b>D</b> \$7,113
		<b>Shipping</b>	<b>E</b> \$7,755
		<b>COM Ydg</b> 10 <b>Ctn Wt</b> 123	<b>F</b> \$8,754
		<b>COL Sq Ft</b> 230 <b>Cu Ft</b> 31	<b>G</b> \$9,824
			<b>H</b> \$10,964
			<b>I</b> \$12,746
			<b>J</b> \$14,886
			<b>L1</b> \$11,463
			<b>L2</b> \$12,960
Two Seat Low Back 	<b>CTL2301U2CC</b> · upholstered arms · 10" arm width · 30" individual seat width · 10" wide center console · COM based on single fabric · multiple fabrics, see pages CT6-CT8 for yardage requirements · artisan veneer available; specify and add \$191 list	<b>Dimensions</b>	<b>COM</b> \$5,466
		<b>D</b> 32 <b>W</b> 90 <b>H</b> 30 ½	<b>A</b> \$5,690
		<b>Seat</b> 20 60 18	<b>B</b> \$5,976
		<b>Arm</b> 10 24 ½	<b>COL/C</b> \$6,476
		<b>Upholstery</b>	<b>D</b> \$7,118
		<b>Shipping</b>	<b>E</b> \$7,760
		<b>COM Ydg</b> 10 <b>Ctn Wt</b> 237	<b>F</b> \$8,758
		<b>COL Sq Ft</b> 230 <b>Cu Ft</b> 46	<b>G</b> \$9,828
			<b>H</b> \$10,968
			<b>I</b> \$12,751
			<b>J</b> \$14,890
			<b>L1</b> \$11,469
			<b>L2</b> \$12,966
Two Seat Low Back 	<b>CTL2301W2CC</b> · wood cap arms · 10" arm width · 30" individual seat width · 10" wide center console · COM based on single fabric · multiple fabrics, see pages CT6-CT8 for yardage requirements · artisan veneer available; specify and add \$239 list	<b>Dimensions</b>	<b>COM</b> \$5,852
		<b>D</b> 32 <b>W</b> 90 <b>H</b> 30 ½	<b>A</b> \$6,084
		<b>Seat</b> 20 60 18	<b>B</b> \$6,369
		<b>Arm</b> 10 25	<b>COL/C</b> \$6,867
		<b>Upholstery</b>	<b>D</b> \$7,510
		<b>Shipping</b>	<b>E</b> \$8,153
		<b>COM Ydg</b> 10 <b>Ctn Wt</b> 247	<b>F</b> \$9,150
		<b>COL Sq Ft</b> 230 <b>Cu Ft</b> 46	<b>G</b> \$10,221
			<b>H</b> \$11,361
			<b>I</b> \$13,143
			<b>J</b> \$15,283
			<b>L1</b> \$11,859
			<b>L2</b> \$13,356
Three Seat Low Back 	<b>CTL3201</b> · armless · 20" individual seat width · COM based on single fabric · multiple fabrics, see pages CT6-CT8 for yardage requirements · artisan veneer available; specify and add \$128 list	<b>Dimensions</b>	<b>COM</b> \$4,686
		<b>D</b> 32 <b>W</b> 60 <b>H</b> 30 ½	<b>A</b> \$4,908
		<b>Seat</b> 20 60 18	<b>B</b> \$5,206
		<b>Upholstery</b>	<b>COL/C</b> \$5,729
		<b>Shipping</b>	<b>D</b> \$6,407
		<b>COM Ydg</b> 10 ½ <b>Ctn Wt</b> 141	<b>E</b> \$7,079
		<b>COL Sq Ft</b> 242 <b>Cu Ft</b> 31	<b>F</b> \$8,129
			<b>G</b> \$9,251
			<b>H</b> \$10,450
			<b>I</b> \$12,320
			<b>J</b> \$14,566
			<b>L1</b> \$10,971
			<b>L2</b> \$12,543

CONNECT



Description	1 Model	Specifications				List Price Per Grade	
<b>Three Seat Low Back</b> 	<b>CTL3301</b> <ul style="list-style-type: none"> <li>armless</li> <li>30" individual seat width</li> <li>COM based on single fabric</li> <li>multiple fabrics, see pages CT6-CT8 for yardage requirements</li> <li>artisan veneer available; specify and add \$128 list</li> </ul>	<b>Dimensions</b>	<b>D</b>	<b>W</b>	<b>H</b>	COM	\$5,100
		Overall	32	90	30 ½	A	\$5,328
		Seat	20	90	18	B	\$5,628
		<b>Upholstery</b>		<b>Shipping</b>		COL/C	\$6,153
		COM Ydg	10 ½	Ctn Wt	206	D	\$6,826
		COL Sq Ft	242	Cu Ft	46	E	\$7,502
						F	\$8,550
						G	\$9,671
						H	\$10,871
						I	\$12,740
<b>Three Seat Mid Back</b> 	<b>CTL3302</b> <ul style="list-style-type: none"> <li>armless</li> <li>30" individual seat width</li> <li>COM based on single fabric</li> <li>multiple fabrics, see pages CT6-CT8 for yardage requirements</li> <li>artisan veneer available; specify and add \$128 list</li> </ul>	<b>Dimensions</b>	<b>D</b>	<b>W</b>	<b>H</b>	COM	\$5,704
		Overall	32	90	37 ½	A	\$5,952
		Seat	20	90	18	B	\$6,272
		<b>Upholstery</b>		<b>Shipping</b>		COL/C	\$6,834
		COM Ydg	11 ¼	Ctn Wt	211	D	\$7,557
		COL Sq Ft	259	Cu Ft	58	E	\$8,278
						F	\$9,404
						G	\$10,603
						H	\$11,889
						I	\$13,895
						J	\$16,301
						L1	\$12,449
						L2	\$14,136

#### To Order, Specify:

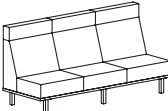
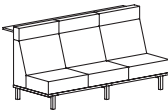
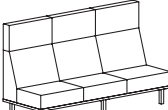
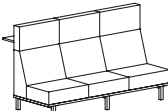
- Model Number
- Wood Finish [See Wood Finish Options](#)
- Fabric Selection - vendor, pattern and color
  - Seat
  - Back
  - Arm
  - Headrest
 Visit [www.jsifurniture.com/finishes-and-materials/textiles](http://www.jsifurniture.com/finishes-and-materials/textiles) for our textiles program.  
See selection of standard and graded in manufacturers and patterns.
- Metal Leg Color - [See Metal Leg Color Options](#)
- Optional Wood Back Rail - available on any unit with two arms, specify and add \$192 list
- Optional Power Center - Flush Mount (EC22) - Black (B) or White (W); \$583 list each, see page CT3 for location availability
- Arm Cap - Wood (M) or Black 3D Laminate (B3L)
- Optional Drink Holder(s) (DH) - add \$120 list each, indicate left or right arm
- Optional Tablet Arm - indicate left (TBL) or right arm (TBR); essentials veneer add \$663 list, artisan veneer add \$691 list
- Optional Coordinating Wood Grain Laminate Available - no upcharge. Finishes with an asterisk have a coordinating laminate available
- Optional Rubber Cushion Nylon Glides - no upcharge
- Product Options

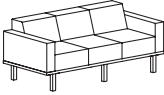
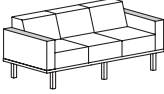
#### Specifications

- Wood Finishes - Essentials or Artisan.
- Seat has synthetic sheet webbing with cross strap reinforcement, 4 ¼" high density polyurethane foam.
- Back has high density polyurethane foam.
- Arms have ¾" thick top and ¼" thick side high density polyurethane foam.
- Plywood construction with locking tenons, glue and screws.
- Linking bracket included.
- Metal legs are 16 gauge steel tube with metal leveling glides.

## Connect Modular Lounge

C  
O  
K  
C  
0  
0  
2  
0  
5

Description	① Model	Specifications	List Price Per Grade			
<div>Three Seat High Back</div> 	<div>CTL3303</div> <ul style="list-style-type: none"><li>· armless</li><li>· 30" individual seat width</li><li>· 7" high headrest</li><li>· COM based on single fabric</li><li>· multiple fabrics, see pages CT6-CT8 for yardage requirements</li><li>· artisan veneer available; specify and add \$128 list</li></ul>	<div>Dimensions</div> <div>D</div> <div>W</div> <div>H</div>	COM \$6,279			
		Overall	32	90	44 ½	A \$6,569
		Seat	20	90	18	B \$6,952
		Upholstery	Shipping			COL/C \$7,625
		COM Ydg	13 ½	Ctn Wt	226	D \$8,492
		COL Sq Ft	311	Cu Ft	71	E \$9,362
					F \$10,709	
					G \$12,152	
					H \$13,691	
					I \$16,097	
			J \$18,988			
			L1 \$14,366			
			L2 \$16,386			
<div>Three Seat High Back with Stand Up Surface</div> 	<div>CTL3304</div> <ul style="list-style-type: none"><li>· armless</li><li>· stand up surface corner; specify square (S) no upcharge or rounded (R) add \$49 list</li><li>· stand up surface</li><li>· 30" individual seat width</li><li>· 7" high headrest</li><li>· 41 ¾" high stand up surface</li><li>· COM based on single fabric</li><li>· multiple fabrics, see pages CT6-CT8 for yardage requirements</li><li>· artisan veneer available; specify and add \$128 list</li></ul>	<div>Dimensions</div> <div>D</div> <div>W</div> <div>H</div>	COM \$8,104			
		Overall	42	90	44 ½	A \$8,419
		Seat	20	90	18	B \$8,805
		Upholstery	Shipping			COL/C \$9,480
		COM Ydg	13 ½	Ctn Wt	277	D \$10,346
		COL Sq Ft	311	Cu Ft	83	E \$11,212
					F \$12,562	
					G \$14,002	
					H \$15,543	
					I \$17,950	
			J \$20,839			
			L1 \$16,218			
			L2 \$18,238			
<div>Three Seat Privacy Back</div> 	<div>CTL3305</div> <ul style="list-style-type: none"><li>· armless</li><li>· 30" individual seat width</li><li>· 14" high headrest</li><li>· COM based on single fabric</li><li>· multiple fabrics, see pages CT6-CT8 for yardage requirements</li><li>· artisan veneer available; specify and add \$128 list</li></ul>	<div>Dimensions</div> <div>D</div> <div>W</div> <div>H</div>	COM \$6,854			
		Overall	32	90	51 ½	A \$7,173
		Seat	20	90	18	B \$7,600
		Upholstery	Shipping			COL/C \$8,350
		COM Ydg	15	Ctn Wt	232	D \$9,311
		COL Sq Ft	345	Cu Ft	84	E \$10,274
					F \$11,772	
					G \$13,377	
					H \$15,090	
					I \$17,763	
			J \$20,971			
			L1 \$15,837			
			L2 \$18,081			
<div>Three Seat Privacy Back with Stand Up Surface</div> 	<div>CTL3306</div> <ul style="list-style-type: none"><li>· armless</li><li>· stand up surface corner; specify square (S) no upcharge or rounded (R) add \$49 list</li><li>· 30" individual seat width</li><li>· 14" high headrest</li><li>· 41 ¾" high stand up surface</li><li>· COM based on single fabric</li><li>· multiple fabrics, see pages CT6-CT8 for yardage requirements</li><li>· artisan veneer available; specify and add \$128 list</li></ul>	<div>Dimensions</div> <div>D</div> <div>W</div> <div>H</div>	COM \$8,680			
		Overall	42	90	51 ½	A \$9,025
		Seat	20	90	18	B \$9,453
		Upholstery	Shipping			COL/C \$10,200
		COM Ydg	15	Ctn Wt	283	D \$11,165
		COL Sq Ft	345	Cu Ft	96	E \$12,127
					F \$13,625	
					G \$15,230	
					H \$16,943	
					I \$19,616	
			J \$22,824			
			L1 \$17,689			
			L2 \$19,934			

Description	① Model	Specifications	List Price Per Grade
Three Seat Low Back 	<b>CTL3201U2</b> • upholstered arms • 5" arm width • 20" individual seat width • COM based on single fabric • multiple fabrics, see pages CT6-CT8 for yardage requirements • artisan veneer available; specify and add \$128 list	<b>Dimensions</b>	<b>COM</b> \$5,886
		<b>D</b> <b>W</b> <b>H</b>	<b>A</b> \$6,168
		Overall 32 70 30 ½	<b>B</b> \$6,554
		Seat 20 60 18	<b>COL/C</b> \$7,228
		Arm 5 24 ½	<b>D</b> \$8,094
		<b>Upholstery</b> <b>Shipping</b>	<b>E</b> \$8,962
		COM Ydg 13 ½ Ctn Wt 175	<b>F</b> \$10,310
		COL Sq Ft 311 Cu Ft 36	<b>G</b> \$11,752
			<b>H</b> \$13,295
			<b>I</b> \$15,700
			<b>J</b> \$18,590
			<b>L1</b> \$13,966
			<b>L2</b> \$15,985
Three Seat Low Back 	<b>CTL3201W2</b> • wood cap arms • 5" arm width • 20" individual seat width • COM based on single fabric • multiple fabrics, see pages CT6-CT8 for yardage requirements • artisan veneer available; specify and add \$191 list	<b>Dimensions</b>	<b>COM</b> \$6,271
		<b>D</b> <b>W</b> <b>H</b>	<b>A</b> \$6,557
		Overall 32 70 30 ½	<b>B</b> \$6,945
		Seat 20 60 18	<b>COL/C</b> \$7,619
		Arm 5 25	<b>D</b> \$8,485
		<b>Upholstery</b> <b>Shipping</b>	<b>E</b> \$9,351
		COM Ydg 13 ½ Ctn Wt 175	<b>F</b> \$10,700
		COL Sq Ft 311 Cu Ft 36	<b>G</b> \$12,144
			<b>H</b> \$13,683
			<b>I</b> \$16,090
			<b>J</b> \$18,980
			<b>L1</b> \$14,358
			<b>L2</b> \$16,379

#### To Order, Specify:


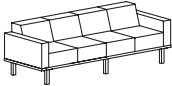
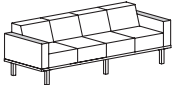



- ① Model Number
- ② Wood Finish [See Wood Finish Options](#)
- ③ Laminate Color Selection (Stand Up Surface) [See Laminate Color Selection](#)
- ④ Surface Corners (Stand Up Surface) - Square (S), no upcharge or Rounded (R), add \$49 list
- ⑤ Fabric Selection - vendor, pattern and color
  - A. Seat
  - B. Back
  - C. Arm
  - D. Headrest
 Visit [www.jsifurniture.com/finishes-and-materials/textiles](http://www.jsifurniture.com/finishes-and-materials/textiles) for our textiles program.  
See selection of standard and graded in manufacturers and patterns.
- ⑥ Metal Leg Color - [See Metal Leg Color Options](#)
- ⑦ Optional Wood Back Rail - available on any unit with two arms, specify and add \$192 list
- ⑧ Optional Power Center - Flush Mount (EC22) - Black (B) or White (W); \$583 list each, see page CT3 for location availability
- ⑨ Arm Cap - Wood (M) or Black 3D Laminate (B3L)  
Optional Drink Holder(s) (DH) - add \$120 list each, indicate left or right arm
- ⑩ Optional Tablet Arm - indicate left (TBL) or right arm (TBR); essentials veneer add \$663 list, artisan veneer add \$691 list
- ⑪ Optional Coordinating Wood Grain Laminate Available - no upcharge. Finishes with an asterisk have a coordinating laminate available
- ⑫ Optional Rubber Cushion Nylon Glides - no upcharge







#### Specifications

- Wood Finishes - Essentials or Artisan.
- Seat has synthetic sheet webbing with cross strap reinforcement, 4 ¼" high density polyurethane foam.
- Back has high density polyurethane foam.
- Arms have ¾" thick top and ¼" thick side high density polyurethane foam.
- Plywood construction with locking tenons, glue and screws.
- Linking bracket included.
- Metal legs are 16 gauge steel tube with metal leveling glides.
- ¾" thick 10" deep laminate stand up surface with coordinating 3mm PVC edge supported by steel columns, 42" surface height.

## Connect Modular Lounge

C  
O  
K  
C  
0  
0  
2  
0  
5

Description	① Model	Specifications				List Price Per Grade		
<div>Four Seat Low Back</div> <div></div>	<div>CTL4201</div> <div><ul style="list-style-type: none"><li>· armless</li><li>· 20" individual seat width</li><li>· COM based on single fabric</li><li>· multiple fabrics, see pages CT6-CT8 for yardage requirements</li><li>· artisan veneer available; specify and add \$128 list</li></ul></div>	Dimensions	D	W	H	COM	\$6,235	
		Overall	32	80	30 ½	A	\$6,530	
		Seat	20	80	18	B	\$6,929	
		Upholstery	Shipping			COL/C	\$7,626	
		COM Ydg	14	Ctn Wt	194	D	\$8,526	
		COL Sq Ft	322	Cu Ft	41	E	\$9,425	
							F	\$10,822
							G	\$12,320
							H	\$13,918
							I	\$16,414
					J	\$19,409		
					L1	\$14,615		
					L2	\$16,713		
<div>Four Seat Low Back</div> <div></div>	<div>CTL4201U2</div> <div><ul style="list-style-type: none"><li>· upholstered arms</li><li>· 5" arm width</li><li>· 20" individual seat width</li><li>· COM based on single fabric</li><li>· multiple fabrics, see pages CT6-CT8 for yardage requirements</li><li>· artisan veneer available; specify and add \$128 list</li></ul></div>	Dimensions	D	W	H	COM	\$7,456	
		Overall	32	90	30 ½	A	\$7,808	
		Seat	20	80	18	B	\$8,295	
		Arm	5		24 ½	COL/C	\$9,143	
		Upholstery	Shipping			D	\$10,234	
		COM Ydg	17	Ctn Wt	206	E	\$11,326	
		COL Sq Ft	391	Cu Ft	46	F	\$13,021	
							G	\$14,841
							H	\$16,781
							I	\$19,812
					J	\$23,447		
					L1	\$17,629		
					L2	\$20,174		
<div>Four Seat Low Back</div> <div></div>	<div>CTL4201W2</div> <div><ul style="list-style-type: none"><li>· wood cap arms</li><li>· 5" arm width</li><li>· 20" individual seat width</li><li>· COM based on single fabric</li><li>· multiple fabrics, see pages CT6-CT8 for yardage requirements</li><li>· artisan veneer available; specify and add \$191 list</li></ul></div>	Dimensions	D	W	H	COM	\$7,837	
		Overall	32	90	30 ½	A	\$8,199	
		Seat	20	80	18	B	\$8,684	
		Arm	5		25	COL/C	\$9,530	
		Upholstery	Shipping			D	\$10,622	
		COM Ydg	17	Ctn Wt	216	E	\$11,714	
		COL Sq Ft	391	Cu Ft	46	F	\$13,411	
							G	\$15,230
							H	\$17,171
							I	\$20,199
					J	\$23,836		
					L1	\$18,019		
					L2	\$20,561		
<div>Corner Seat Low Back</div> <div><div><div>CTC20S1UC center</div></div><div><div>CTC20S1UR right</div></div><div><div>CTC20S1UL left</div></div></div>	<div>CTC20S1UC CTC20S1UR CTC20S1UL</div> <div><ul style="list-style-type: none"><li>· armless</li><li>· 20" seat width</li><li>· COM based on single fabric</li><li>· multiple fabrics, see pages CT6-CT8 for yardage requirements</li><li>· artisan veneer available; specify and add \$128 list</li></ul></div>	Dimensions	D	W	H	COM	\$3,336	
		Overall	32	32	30 ½	A	\$3,443	
		Seat	20	20	18	B	\$3,558	
		Upholstery	Shipping			COL/C	\$3,756	
		COM Ydg	4	Ctn Wt	90	D	\$4,014	
		COL Sq Ft	92	Cu Ft	17	E	\$4,270	
							F	\$4,670
							G	\$5,098
							H	\$5,557
							I	\$6,267
					J	\$7,125		
					L1	\$5,755		
					L2	\$6,352		

Description	Model	Specifications	List Price Per Grade																								
<b>Corner Seat Mid Back</b>  <b>CTC20S2UC</b> center  <b>CTC20S2UR</b> right  <b>CTC20S2UL</b> left	<b>CTC20S2UC</b> <b>CTC20S2UR</b> <b>CTC20S2UL</b> <ul style="list-style-type: none"> <li>armless</li> <li>20" seat width</li> <li>COM based on single fabric</li> <li>multiple fabrics, see pages CT6-CT8 for yardage requirements</li> <li>artisan veneer available; specify and add \$128 list</li> </ul>	<table> <tr> <th>Dimensions</th><th>D</th><th>W</th><th>H</th></tr> <tr> <td>Overall</td><td>32</td><td>32</td><td>37 1/2</td></tr> <tr> <td>Seat</td><td>20</td><td>20</td><td>18</td></tr> <tr> <th>Upholstery</th><th colspan="3">Shipping</th></tr> <tr> <td>COM Ydg</td><td>4 1/2</td><td>Ctn Wt</td><td>95</td></tr> <tr> <td>COL Sq Ft</td><td>104</td><td>Cu Ft</td><td>22</td></tr> </table>	Dimensions	D	W	H	Overall	32	32	37 1/2	Seat	20	20	18	Upholstery	Shipping			COM Ydg	4 1/2	Ctn Wt	95	COL Sq Ft	104	Cu Ft	22	COM \$3,451 A \$3,567 B \$3,698 COL/C \$3,920 D \$4,210 E \$4,499 F \$4,949 G \$5,428 H \$5,943 I \$6,744 J \$7,710 L1 \$6,167 L2 \$6,840
Dimensions	D	W	H																								
Overall	32	32	37 1/2																								
Seat	20	20	18																								
Upholstery	Shipping																										
COM Ydg	4 1/2	Ctn Wt	95																								
COL Sq Ft	104	Cu Ft	22																								
<b>Corner Seat High Back</b>  <b>CTC20S3UC</b> center  <b>CTC20S3UR</b> right  <b>CTC20S3UL</b> left	<b>CTC20S3UC</b> <b>CTC20S3UR</b> <b>CTC20S3UL</b> <ul style="list-style-type: none"> <li>armless</li> <li>20" seat width</li> <li>7" high headrest</li> <li>COM based on single fabric</li> <li>multiple fabrics, see pages CT6-CT8 for yardage requirements</li> <li>artisan veneer available; specify and add \$128 list</li> </ul>	<table> <tr> <th>Dimensions</th><th>D</th><th>W</th><th>H</th></tr> <tr> <td>Overall</td><td>32</td><td>32</td><td>44 1/2</td></tr> <tr> <td>Seat</td><td>20</td><td>20</td><td>18</td></tr> <tr> <th>Upholstery</th><th colspan="3">Shipping</th></tr> <tr> <td>COM Ydg</td><td>6 1/4</td><td>Ctn Wt</td><td>115</td></tr> <tr> <td>COL Sq Ft</td><td>144</td><td>Cu Ft</td><td>26</td></tr> </table>	Dimensions	D	W	H	Overall	32	32	44 1/2	Seat	20	20	18	Upholstery	Shipping			COM Ydg	6 1/4	Ctn Wt	115	COL Sq Ft	144	Cu Ft	26	COM \$3,566 A \$3,709 B \$3,887 COL/C \$4,199 D \$4,601 E \$5,001 F \$5,627 G \$6,296 H \$7,006 I \$8,121 J \$9,459 L1 \$7,320 L2 \$8,255
Dimensions	D	W	H																								
Overall	32	32	44 1/2																								
Seat	20	20	18																								
Upholstery	Shipping																										
COM Ydg	6 1/4	Ctn Wt	115																								
COL Sq Ft	144	Cu Ft	26																								

#### To Order, Specify:

- Model Number
- Wood Finish [See Wood Finish Options](#)
- Laminate Color Selection (Stand Up Surface) [See Laminate Color Selection](#)
- Surface Corners (Stand Up Surface) -  
Square (S), no upcharge or Rounded (R), add \$49 list
- Fabric Selection - vendor, pattern and color  
A. Seat  
B. Back  
C. Arm  
D. Headrest  
Visit [www.jsifurniture.com/finishes-and-materials/textiles](http://www.jsifurniture.com/finishes-and-materials/textiles) for our textiles program.  
See selection of standard and graded in manufacturers and patterns.
- Metal Leg Color - [See Metal Leg Color Options](#)
- Optional Wood Back Rail - available on any unit with two arms, specify and add \$192 list
- Optional Power Center - Flush Mount (EC22) - Black (B) or White (W); \$583 list each, see page CT3 for location availability
- Arm Cap - Wood (M) or Black 3D Laminate (B3L)
- Optional Drink Holder(s) (DH) - add \$120 list each, indicate left or right arm
- Optional Tablet Arm - indicate left (TBL) or right arm (TBR); essentials veneer add \$663 list, artisan veneer add \$691 list
- Optional Coordinating Wood Grain Laminate Available - no upcharge. Finishes with an asterisk have a coordinating laminate available
- Optional Rubber Cushion Nylon Glides - no upcharge

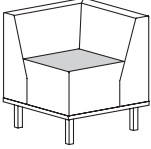



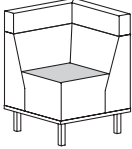
#### Specifications

- Wood Finishes - Essentials or Artisan.
- Seat has synthetic sheet webbing with cross strap reinforcement, 4 1/4" high density polyurethane foam.
- Back has high density polyurethane foam.
- Arms have 3/4" thick top and 1/4" thick side high density polyurethane foam.
- Plywood construction with locking tenons, glue and screws.
- Linking bracket included.
- Metal legs are 16 gauge steel tube with metal leveling glides.
- 3/4" thick 10" deep laminate stand up surface with coordinating 3mm PVC edge supported by steel columns, 42" surface height.

## Connect Modular Lounge

Description	① Model	Specifications	List Price Per Grade																								
Corner Seat High Back with Stand Up Surface	CTC20S4UC CTC20S4UR CTC20S4UL · armless · stand up surface corner; specify square (S) no upcharge or rounded (R) add \$93 list · 20" seat width · 7" high headrest · 41 ¾" high stand up surface · COM based on single fabric · multiple fabrics, see pages CT6-CT8 for yardage requirements · artisan veneer available; specify and add \$128 list	<table><tr><th>Dimensions</th><th>D</th><th>W</th><th>H</th></tr><tr><td>Overall</td><td>42</td><td>42</td><td>44 ½</td></tr><tr><td>Seat</td><td>20</td><td>20</td><td>18</td></tr><tr><th colspan="2">Upholstery</th><th colspan="2">Shipping</th></tr><tr><td>COM Ydg</td><td>6 ¼</td><td>Ctn Wt</td><td>153</td></tr><tr><td>COL Sq Ft</td><td>144</td><td>Cu Ft</td><td>38</td></tr></table>	Dimensions	D	W	H	Overall	42	42	44 ½	Seat	20	20	18	Upholstery		Shipping		COM Ydg	6 ¼	Ctn Wt	153	COL Sq Ft	144	Cu Ft	38	COM \$5,938 A \$6,119 B \$6,298 COL/C \$6,609 D \$7,011 E \$7,411 F \$8,039 G \$8,704 H \$9,416 I \$10,532 J \$11,869 L1 \$9,729 L2 \$10,666
		Dimensions	D	W	H																						
		Overall	42	42	44 ½																						
		Seat	20	20	18																						
Upholstery		Shipping																									
COM Ydg	6 ¼	Ctn Wt	153																								
COL Sq Ft	144	Cu Ft	38																								
Corner Seat Privacy Back	CTC20S5UC CTC20S5UR CTC20S5UL · armless · 20" seat width · 14" high headrest · COM based on single fabric · multiple fabrics, see pages CT6-CT8 for yardage requirements · artisan veneer available; specify and add \$128 list	<table><tr><th>Dimensions</th><th>D</th><th>W</th><th>H</th></tr><tr><td>Overall</td><td>32</td><td>32</td><td>51 ½</td></tr><tr><td>Seat</td><td>20</td><td>20</td><td>18</td></tr><tr><th colspan="2">Upholstery</th><th colspan="2">Shipping</th></tr><tr><td>COM Ydg</td><td>7</td><td>Ctn Wt</td><td>125</td></tr><tr><td>COL Sq Ft</td><td>161</td><td>Cu Ft</td><td>31</td></tr></table>	Dimensions	D	W	H	Overall	32	32	51 ½	Seat	20	20	18	Upholstery		Shipping		COM Ydg	7	Ctn Wt	125	COL Sq Ft	161	Cu Ft	31	COM \$3,679 A \$3,837 B \$4,035 COL/C \$4,385 D \$4,835 E \$5,285 F \$5,983 G \$6,733 H \$7,531 I \$8,780 J \$10,276 L1 \$7,879 L2 \$8,928
		Dimensions	D	W	H																						
		Overall	32	32	51 ½																						
		Seat	20	20	18																						
Upholstery		Shipping																									
COM Ydg	7	Ctn Wt	125																								
COL Sq Ft	161	Cu Ft	31																								
Corner Seat Privacy Back with Stand Up Surface	CTC20S6UC CTC20S6UR CTC20S6UL · armless · stand up surface corner; specify square (S) no upcharge or rounded (R) add \$93 list · 20" seat width · 14" high headrest · 41 ¾" high stand up surface · COM based on single fabric · multiple fabrics, see pages CT6-CT8 for yardage requirements · artisan veneer available; specify and add \$128 list	<table><tr><th>Dimensions</th><th>D</th><th>W</th><th>H</th></tr><tr><td>Overall</td><td>42</td><td>42</td><td>51 ½</td></tr><tr><td>Seat</td><td>20</td><td>20</td><td>18</td></tr><tr><th colspan="2">Upholstery</th><th colspan="2">Shipping</th></tr><tr><td>COM Ydg</td><td>7</td><td>Ctn Wt</td><td>163</td></tr><tr><td>COL Sq Ft</td><td>161</td><td>Cu Ft</td><td>43</td></tr></table>	Dimensions	D	W	H	Overall	42	42	51 ½	Seat	20	20	18	Upholstery		Shipping		COM Ydg	7	Ctn Wt	163	COL Sq Ft	161	Cu Ft	43	COM \$6,053 A \$6,247 B \$6,447 COL/C \$6,796 D \$7,245 E \$7,693 F \$8,392 G \$9,141 H \$9,942 I \$11,187 J \$12,685 L1 \$10,290 L2 \$11,336
		Dimensions	D	W	H																						
		Overall	42	42	51 ½																						
		Seat	20	20	18																						
Upholstery		Shipping																									
COM Ydg	7	Ctn Wt	163																								
COL Sq Ft	161	Cu Ft	43																								
Corner Table Mid Back	CTC20T2UC CTC20T2UR CTC20T2UL · upholstered top · 23" table width · table height is same as arm height · COM based on single fabric · multiple fabrics, see pages CT6-CT8 for yardage requirements · artisan veneer available; specify and add \$128 list	<table><tr><th>Dimensions</th><th>D</th><th>W</th><th>H</th></tr><tr><td>Overall</td><td>32</td><td>32</td><td>37 ½</td></tr><tr><td>Table</td><td>23</td><td>23</td><td>24 ½</td></tr><tr><th colspan="2">Upholstery</th><th colspan="2">Shipping</th></tr><tr><td>COM Ydg</td><td>4 ¾</td><td>Ctn Wt</td><td>115</td></tr><tr><td>COL Sq Ft</td><td>110</td><td>Cu Ft</td><td>22</td></tr></table>	Dimensions	D	W	H	Overall	32	32	37 ½	Table	23	23	24 ½	Upholstery		Shipping		COM Ydg	4 ¾	Ctn Wt	115	COL Sq Ft	110	Cu Ft	22	COM \$3,497 A \$3,619 B \$3,753 COL/C \$3,990 D \$4,296 E \$4,600 F \$5,075 G \$5,581 H \$6,124 I \$6,973 J \$7,988 L1 \$6,363 L2 \$7,073
		Dimensions	D	W	H																						
		Overall	32	32	37 ½																						
		Table	23	23	24 ½																						
Upholstery		Shipping																									
COM Ydg	4 ¾	Ctn Wt	115																								
COL Sq Ft	110	Cu Ft	22																								



Description	1 Model	Specifications				List Price Per Grade	
<b>Corner Table Mid Back</b> 	<b>CTC20T2W</b> • wood top • diagonal grain • 23" table width • table height is same as arm height • COM based on single fabric • multiple fabrics, see pages CT6-CT8 for yardage requirements • artisan veneer available; specify and add \$191 list	<b>Dimensions</b>	<b>D</b>	<b>W</b>	<b>H</b>	COM	\$3,725
		Overall	32	32	37 ½	A	\$3,840
		Table	23	23	25	B	\$3,955
		<b>Upholstery</b>		<b>Shipping</b>		COL/C	\$4,153
		COM Ydg	4	Ctn Wt	120	D	\$4,411
		COL Sq Ft	92	Cu Ft	22	E	\$4,668
						F	\$5,069
						G	\$5,494
						H	\$5,952
						I	\$6,664
<b>Corner Table High Back</b>  <b>CTC20T3UC</b> center  <b>CTC20T2UR</b> right  <b>CTC20T2UL</b> left	<b>CTC20T3UC</b> <b>CTC20T3UR</b> <b>CTC20T3UL</b> • upholstered top • 23" table width • table height is same as arm height • COM based on single fabric • multiple fabrics, see pages CT6-CT8 for yardage requirements • artisan veneer available; specify and add \$128 list	<b>Dimensions</b>	<b>D</b>	<b>W</b>	<b>H</b>	COM	\$3,613
		Overall	32	32	44 ½	A	\$3,759
		Table	23	23	24 ½	B	\$3,948
		<b>Upholstery</b>		<b>Shipping</b>		COL/C	\$4,269
		COM Ydg	6 ½	Ctn Wt	135	D	\$4,687
		COL Sq Ft	150	Cu Ft	26	E	\$5,103
						F	\$5,754
						G	\$6,449
						H	\$7,189
						I	\$8,349
<b>Corner Table High Back</b> 	<b>CTC20T3W</b> • wood top • diagonal grain • 23" table width • table height is same as arm height • COM based on single fabric • multiple fabrics, see pages CT6-CT8 for yardage requirements • artisan veneer available; specify and add \$191 list	<b>Dimensions</b>	<b>D</b>	<b>W</b>	<b>H</b>	COM	\$3,841
		Overall	32	32	44 ½	A	\$3,983
		Table	23	23	25	B	\$4,148
		<b>Upholstery</b>		<b>Shipping</b>		COL/C	\$4,435
		COM Ydg	5 ¾	Ctn Wt	140	D	\$4,802
		COL Sq Ft	133	Cu Ft	26	E	\$5,172
						F	\$5,746
						G	\$6,362
						H	\$7,018
						I	\$8,043

**To Order, Specify:**

- 1 Model Number
- 2 Wood Finish [See Wood Finish Options](#)
- 3 Laminate Color Selection (Stand Up Surface) [See Laminate Color Selection](#)
- 4 Surface Corners (Stand Up Surface) - Square (S), no upcharge or Rounded (R), add \$93 list
- 5 Fabric Selection - vendor, pattern and color
  - A. Seat
  - B. Back
  - C. Headrest
 Visit [www.jsifurniture.com/finishes-and-materials/textiles](http://www.jsifurniture.com/finishes-and-materials/textiles) for our textiles program. See selection of standard and graded in manufacturers and patterns.
- 6 Metal Leg Color - [See Metal Leg Color Options](#)
- 7 Optional Coordinating Wood Grain Laminate Available on Table Tops - no upcharge. Finishes with an asterisk have a coordinating laminate available
- 8 Optional Rubber Cushion Nylon Glides - no upcharge
- 9 Product Options




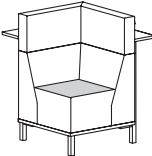
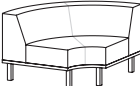
**Specifications**

- Wood Finishes - Essentials or Artisan.
- Seat has synthetic sheet webbing with cross strap reinforcement, 4 ¼" high density polyurethane foam.
- Back has high density polyurethane foam.
- Plywood construction with locking tenons, glue and screws.
- Linking bracket included.
- Metal legs are 16 gauge steel tube with metal leveling glides.
- ¾" thick 10" deep laminate stand up surface with coordinating 3mm PVC edge supported by steel columns, 42" surface height.

## Connect Modular Lounge

Description	① Model	Specifications	List Price Per Grade																								
Corner Table High Back with Stand Up Surface	<b>CTC20T4UC</b> <b>CTC20T4UR</b> <b>CTC20T4UL</b> <ul style="list-style-type: none"><li>· upholstered top</li><li>· stand up surface corner; specify square (S) no upcharge or rounded (R) add \$93 list</li><li>· 23" table width</li><li>· 41 ¾" high stand up surface</li><li>· table height is same as arm height</li><li>· COM based on single fabric</li><li>· multiple fabrics, see pages CT6-CT8 for yardage requirements</li><li>· artisan veneer available; specify and add \$128 list</li></ul>	<table><tr><th>Dimensions</th><th>D</th><th>W</th><th>H</th></tr><tr><td>Overall</td><td>42</td><td>42</td><td>44 ½</td></tr><tr><td>Table</td><td>23</td><td>23</td><td>24 ¼</td></tr><tr><th colspan="2">Upholstery</th><th colspan="2">Shipping</th></tr><tr><td>COM Ydg</td><td>6 ½</td><td>Ctn Wt</td><td>173</td></tr><tr><td>COL Sq Ft</td><td>150</td><td>Cu Ft</td><td>38</td></tr></table>	Dimensions	D	W	H	Overall	42	42	44 ½	Table	23	23	24 ¼	Upholstery		Shipping		COM Ydg	6 ½	Ctn Wt	173	COL Sq Ft	150	Cu Ft	38	COM \$5,984 A \$6,168 B \$6,353 COL/C \$6,678 D \$7,096 E \$7,512 F \$8,163 G \$8,855 H \$9,600 I \$10,758 J \$12,149 L1 \$9,922 L2 \$10,896
		Dimensions	D	W	H																						
		Overall	42	42	44 ½																						
		Table	23	23	24 ¼																						
Upholstery		Shipping																									
COM Ydg	6 ½	Ctn Wt	173																								
COL Sq Ft	150	Cu Ft	38																								
Corner Table High Back with Stand Up Surface	<b>CTC20T4W</b> <ul style="list-style-type: none"><li>· wood top</li><li>· stand up surface corner; specify square (S) no upcharge or rounded (R) add \$93 list</li><li>· diagonal grain</li><li>· 23" table width</li><li>· 41 ¾" high stand up surface</li><li>· table height is same as arm height</li><li>· COM based on single fabric</li><li>· multiple fabrics, see pages CT6-CT8 for yardage requirements</li><li>· artisan veneer available; specify and add \$191 list</li></ul>	<table><tr><th>Dimensions</th><th>D</th><th>W</th><th>H</th></tr><tr><td>Overall</td><td>42</td><td>42</td><td>44 ½</td></tr><tr><td>Table</td><td>23</td><td>23</td><td>25</td></tr><tr><th colspan="2">Upholstery</th><th colspan="2">Shipping</th></tr><tr><td>COM Ydg</td><td>5 ¾</td><td>Ctn Wt</td><td>178</td></tr><tr><td>COL Sq Ft</td><td>133</td><td>Cu Ft</td><td>38</td></tr></table>	Dimensions	D	W	H	Overall	42	42	44 ½	Table	23	23	25	Upholstery		Shipping		COM Ydg	5 ¾	Ctn Wt	178	COL Sq Ft	133	Cu Ft	38	COM \$6,215 A \$6,392 B \$6,554 COL/C \$6,842 D \$7,212 E \$7,581 F \$8,155 G \$8,768 H \$9,425 I \$10,451 J \$11,680 L1 \$9,712 L2 \$10,573
		Dimensions	D	W	H																						
		Overall	42	42	44 ½																						
		Table	23	23	25																						
Upholstery		Shipping																									
COM Ydg	5 ¾	Ctn Wt	178																								
COL Sq Ft	133	Cu Ft	38																								
Corner Table Privacy Back	<b>CTC20T5UC</b> <b>CTC20T5UR</b> <b>CTC20T5UL</b> <ul style="list-style-type: none"><li>· upholstered top</li><li>· 23" table width</li><li>· table height is same as arm height</li><li>· COM based on single fabric</li><li>· multiple fabrics, see pages CT6-CT8 for yardage requirements</li><li>· artisan veneer available; specify and add \$128 list</li></ul>	<table><tr><th>Dimensions</th><th>D</th><th>W</th><th>H</th></tr><tr><td>Overall</td><td>32</td><td>32</td><td>51 ½</td></tr><tr><td>Table</td><td>23</td><td>23</td><td>24 ½</td></tr><tr><th colspan="2">Upholstery</th><th colspan="2">Shipping</th></tr><tr><td>COM Ydg</td><td>7 ¼</td><td>Ctn Wt</td><td>148</td></tr><tr><td>COL Sq Ft</td><td>167</td><td>Cu Ft</td><td>31</td></tr></table>	Dimensions	D	W	H	Overall	32	32	51 ½	Table	23	23	24 ½	Upholstery		Shipping		COM Ydg	7 ¼	Ctn Wt	148	COL Sq Ft	167	Cu Ft	31	COM \$3,725 A \$3,887 B \$4,096 COL/C \$4,458 D \$4,923 E \$5,386 F \$6,112 G \$6,886 H \$7,714 I \$9,007 J \$10,555 L1 \$8,076 L2 \$9,159
		Dimensions	D	W	H																						
		Overall	32	32	51 ½																						
		Table	23	23	24 ½																						
Upholstery		Shipping																									
COM Ydg	7 ¼	Ctn Wt	148																								
COL Sq Ft	167	Cu Ft	31																								
Corner Table Privacy Back	<b>CTC20T5W</b> <ul style="list-style-type: none"><li>· wood top</li><li>· diagonal grain</li><li>· 23" table width</li><li>· table height is same as arm height</li><li>· COM based on single fabric</li><li>· multiple fabrics, see pages CT6-CT8 for yardage requirements</li><li>· artisan veneer available; specify and add \$191 list</li></ul>	<table><tr><th>Dimensions</th><th>D</th><th>W</th><th>H</th></tr><tr><td>Overall</td><td>32</td><td>32</td><td>51 ½</td></tr><tr><td>Table</td><td>23</td><td>23</td><td>25</td></tr><tr><th colspan="2">Upholstery</th><th colspan="2">Shipping</th></tr><tr><td>COM Ydg</td><td>6 ½</td><td>Ctn Wt</td><td>153</td></tr><tr><td>COL Sq Ft</td><td>150</td><td>Cu Ft</td><td>31</td></tr></table>	Dimensions	D	W	H	Overall	32	32	51 ½	Table	23	23	25	Upholstery		Shipping		COM Ydg	6 ½	Ctn Wt	153	COL Sq Ft	150	Cu Ft	31	COM \$3,956 A \$4,110 B \$4,296 COL/C \$4,620 D \$5,037 E \$5,455 F \$6,104 G \$6,797 H \$7,538 I \$8,699 J \$10,090 L1 \$7,864 L2 \$8,838
		Dimensions	D	W	H																						
		Overall	32	32	51 ½																						
		Table	23	23	25																						
Upholstery		Shipping																									
COM Ydg	6 ½	Ctn Wt	153																								
COL Sq Ft	150	Cu Ft	31																								



Description	① Model	Specifications	List Price Per Grade																								
Corner Table Privacy Back with Stand Up Surface	<b>CTC20T6UC</b> <b>CTC20T6UR</b> <b>CTC20T6UL</b> <ul style="list-style-type: none"><li>• upholstered top</li><li>• stand up surface corner; specify square (S) no upcharge or rounded (R) add \$93 list</li><li>• 23" table width</li><li>• 41 ¾" high stand up surface</li><li>• table height is same as arm height</li><li>• COM based on single fabric</li></ul>	<table><tr><th>Dimensions</th><th>D</th><th>W</th><th>H</th></tr><tr><td>Overall</td><td>42</td><td>42</td><td>51 ½</td></tr><tr><td>Table</td><td>23</td><td>23</td><td>24 ½</td></tr><tr><th colspan="2">Upholstery</th><th colspan="2">Shipping</th></tr><tr><td>COM Ydg</td><td>7 ¼</td><td>Ctn Wt</td><td>186</td></tr><tr><td>COL Sq Ft</td><td>167</td><td>Cu Ft</td><td>43</td></tr></table>	Dimensions	D	W	H	Overall	42	42	51 ½	Table	23	23	24 ½	Upholstery		Shipping		COM Ydg	7 ¼	Ctn Wt	186	COL Sq Ft	167	Cu Ft	43	COM \$6,100 A \$6,298 B \$6,504 COL/C \$6,864 D \$7,330 E \$7,795 F \$8,520 G \$9,296 H \$10,124 I \$11,414 J \$12,967 L1 \$10,484 L2 \$11,569
		Dimensions	D	W	H																						
		Overall	42	42	51 ½																						
		Table	23	23	24 ½																						
Upholstery		Shipping																									
COM Ydg	7 ¼	Ctn Wt	186																								
COL Sq Ft	167	Cu Ft	43																								
 CTC20T6UC center																											
 CTC20T6UR right																											
 CTC20T6UL left																											
Corner Table Privacy Back with Stand Up Surface	<b>CTC20T6W</b> <ul style="list-style-type: none"><li>• wood top</li><li>• stand up surface corner; specify square (S) no upcharge or rounded (R) add \$93 list</li><li>• diagonal grain</li><li>• 23" table width</li><li>• 41 ¾" high stand up surface</li><li>• table height is same as arm height</li><li>• COM based on single fabric</li><li>• multiple fabrics, see pages CT6-CT8 for yardage requirements</li><li>• artisan veneer available; specify and add \$191 list</li></ul>	<table><tr><th>Dimensions</th><th>D</th><th>W</th><th>H</th></tr><tr><td>Overall</td><td>42</td><td>42</td><td>51 ½</td></tr><tr><td>Table</td><td>23</td><td>23</td><td>25</td></tr><tr><th colspan="2">Upholstery</th><th colspan="2">Shipping</th></tr><tr><td>COM Ydg</td><td>6 ½</td><td>Ctn Wt</td><td>191</td></tr><tr><td>COL Sq Ft</td><td>150</td><td>Cu Ft</td><td>43</td></tr></table>	Dimensions	D	W	H	Overall	42	42	51 ½	Table	23	23	25	Upholstery		Shipping		COM Ydg	6 ½	Ctn Wt	191	COL Sq Ft	150	Cu Ft	43	COM \$6,332 A \$6,516 B \$6,703 COL/C \$7,029 D \$7,443 E \$7,862 F \$8,512 G \$9,209 H \$9,949 I \$11,109 J \$12,496 L1 \$10,273 L2 \$11,245
		Dimensions	D	W	H																						
		Overall	42	42	51 ½																						
		Table	23	23	25																						
Upholstery		Shipping																									
COM Ydg	6 ½	Ctn Wt	191																								
COL Sq Ft	150	Cu Ft	43																								
																											
90° Curved Seat Low Back	<b>CTI32121</b> <ul style="list-style-type: none"><li>• 12" inside radius</li><li>• 44" outside radius</li><li>• COM based on single fabric</li><li>• multiple fabrics, see pages CT6-CT8 for yardage requirements</li><li>• artisan veneer available; specify and add \$128 list</li></ul>	<table><tr><th>Dimensions</th><th>D</th><th>W</th><th>H</th></tr><tr><td>Overall</td><td>32</td><td></td><td>30 ½</td></tr><tr><td>Seat</td><td>20</td><td></td><td>18</td></tr><tr><th colspan="2">Upholstery</th><th colspan="2">Shipping</th></tr><tr><td>COM Ydg</td><td>5 ½</td><td>Ctn Wt</td><td>105</td></tr><tr><td>COL Sq Ft</td><td>127</td><td>Cu Ft</td><td>36</td></tr></table>	Dimensions	D	W	H	Overall	32		30 ½	Seat	20		18	Upholstery		Shipping		COM Ydg	5 ½	Ctn Wt	105	COL Sq Ft	127	Cu Ft	36	COM \$2,974 A \$3,096 B \$3,254 COL/C \$3,530 D \$3,881 E \$4,233 F \$4,784 G \$5,374 H \$6,000 I \$6,980 J \$8,156 L1 \$6,272 L2 \$7,098
		Dimensions	D	W	H																						
		Overall	32		30 ½																						
		Seat	20		18																						
Upholstery		Shipping																									
COM Ydg	5 ½	Ctn Wt	105																								
COL Sq Ft	127	Cu Ft	36																								
																											

#### To Order, Specify:

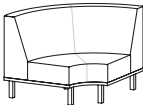
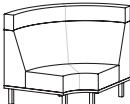
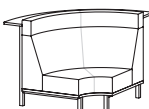
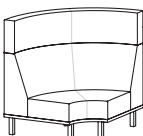
- Model Number
- Wood Finish [See Wood Finish Options](#)
- Laminate Color Selection (Stand Up Surface) [See Laminate Color Selection](#)
- Surface Corners (Stand Up Surface) - Square (S), no upcharge or Rounded (R), add \$93 list
- Fabric Selection - vendor, pattern and color
  - A. Seat
  - B. Back
  - C. Headrest
Visit [www.jsifurniture.com/finishes-and-materials/textiles](http://www.jsifurniture.com/finishes-and-materials/textiles) for our textiles program.  
See selection of standard and graded in manufacturers and patterns.
- Metal Leg Color - [See Metal Leg Color Options](#)
- Optional Coordinating Wood Grain Laminate Available on Table Tops - no upcharge.  
Finishes with an asterisk have a coordinating laminate available
- Optional Rubber Cushion Nylon Glides - no upcharge
- Product Options

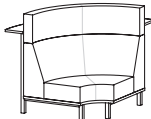


#### Specifications

- Wood Finishes - Essentials or Artisan.
- Table has 3/4" high density polyurethane foam.
- Seat has synthetic sheet webbing with cross strap reinforcement, 4 1/2" high density foam.
- Back has high density polyurethane foam.
- Plywood construction with locking tenons, glue and screws.
- Linking bracket included.
- Metal legs are 16 gauge steel tube with metal leveling glides.
- 3/4" thick 10" deep laminate stand up surface with coordinating 3mm PVC edge supported by steel columns, 42" surface height.

## Connect Modular Lounge

C  
O  
K  
C  
0  
0  
2  
0  
5

Description	① Model	Specifications	List Price Per Grade																										
90° Curved Seat Mid Back 	CTI32122 <ul style="list-style-type: none"><li>12" inside radius</li><li>44" outside radius</li><li>COM based on single fabric</li><li>multiple fabrics, see pages CT6–CT8 for yardage requirements</li><li>artisan veneer available; specify and add \$128 list</li></ul>	<table><tr><th>Dimensions</th><th>D</th><th>W</th><th>H</th></tr><tr><td>Overall</td><td>32</td><td></td><td>37 ½</td></tr><tr><td>Seat</td><td>20</td><td></td><td>18</td></tr><tr><th>Upholstery</th><td colspan="3">Shipping</td></tr><tr><td>COM Ydg</td><td>6 ¼</td><td>Ctn Wt</td><td>110</td></tr><tr><td>COL Sq Ft</td><td>144</td><td>Cu Ft</td><td>46</td></tr></table>	Dimensions	D	W	H	Overall	32		37 ½	Seat	20		18	Upholstery	Shipping			COM Ydg	6 ¼	Ctn Wt	110	COL Sq Ft	144	Cu Ft	46	COM \$3,203 A \$3,340 B \$3,519 COL/C \$3,829 D \$4,231 E \$4,635 F \$5,257 G \$5,926 H \$6,640 I \$7,754 J \$9,089 L1 \$6,951 L2 \$7,887		
		Dimensions	D	W	H																								
		Overall	32		37 ½																								
		Seat	20		18																								
		Upholstery	Shipping																										
		COM Ydg	6 ¼	Ctn Wt	110																								
		COL Sq Ft	144	Cu Ft	46																								
		90° Curved Seat High Back 	CTI32123 <ul style="list-style-type: none"><li>12" inside radius</li><li>44" outside radius</li><li>7" high headrest</li><li>COM based on single fabric</li><li>multiple fabrics, see pages CT6–CT8 for yardage requirements</li><li>artisan veneer available; specify and add \$128 list</li></ul>	<table><tr><th>Dimensions</th><th>D</th><th>W</th><th>H</th></tr><tr><td>Overall</td><td>32</td><td></td><td>44 ½</td></tr><tr><td>Seat</td><td>20</td><td></td><td>18</td></tr><tr><th>Upholstery</th><td colspan="3">Shipping</td></tr><tr><td>COM Ydg</td><td>8</td><td>Ctn Wt</td><td>130</td></tr><tr><td>COL Sq Ft</td><td>184</td><td>Cu Ft</td><td>56</td></tr></table>	Dimensions	D	W	H	Overall	32		44 ½	Seat	20		18	Upholstery	Shipping			COM Ydg	8	Ctn Wt	130	COL Sq Ft	184	Cu Ft	56	COM \$3,431 A \$3,599 B \$3,827 COL/C \$4,226 D \$4,741 E \$5,254 F \$6,052 G \$6,907 H \$7,823 I \$9,249 J \$10,960 L1 \$8,221 L2 \$9,417
				Dimensions	D	W	H																						
				Overall	32		44 ½																						
Seat	20				18																								
Upholstery	Shipping																												
COM Ydg	8			Ctn Wt	130																								
COL Sq Ft	184			Cu Ft	56																								
90° Curved Seat High Back with Stand Up Surface 	CTI32124 <ul style="list-style-type: none"><li>12" inside radius</li><li>stand up surface corner; specify square (S) no upcharge or rounded (R) add \$49 list</li><li>44" outside radius</li><li>7" high headrest</li><li>41 ¾" high stand up surface</li><li>COM based on single fabric</li><li>multiple fabrics, see pages CT6–CT8 for yardage requirements</li><li>power center not available</li><li>artisan veneer available; specify and add \$128 list</li></ul>			<table><tr><th>Dimensions</th><th>D</th><th>W</th><th>H</th></tr><tr><td>Overall</td><td>42</td><td></td><td>44 ½</td></tr><tr><td>Seat</td><td>20</td><td></td><td>18</td></tr><tr><th>Upholstery</th><td colspan="3">Shipping</td></tr><tr><td>COM Ydg</td><td>8</td><td>Ctn Wt</td><td>183</td></tr><tr><td>COL Sq Ft</td><td>184</td><td>Cu Ft</td><td>68</td></tr></table>	Dimensions	D	W	H	Overall	42		44 ½	Seat	20		18	Upholstery	Shipping			COM Ydg	8	Ctn Wt	183	COL Sq Ft	184	Cu Ft	68	COM \$4,784 A \$4,973 B \$5,199 COL/C \$5,601 D \$6,113 E \$6,627 F \$7,425 G \$8,278 H \$9,191 I \$10,619 J \$12,330 L1 \$9,592 L2 \$10,788
				Dimensions	D	W	H																						
				Overall	42		44 ½																						
		Seat	20		18																								
		Upholstery	Shipping																										
		COM Ydg	8	Ctn Wt	183																								
		COL Sq Ft	184	Cu Ft	68																								
		90° Curved Seat Privacy Back 	CTI32125 <ul style="list-style-type: none"><li>12" inside radius</li><li>44" outside radius</li><li>14" high headrest</li><li>COM based on single fabric</li><li>multiple fabrics, see pages CT6–CT8 for yardage requirements</li><li>artisan veneer available; specify and add \$128 list</li></ul>	<table><tr><th>Dimensions</th><th>D</th><th>W</th><th>H</th></tr><tr><td>Overall</td><td>32</td><td></td><td>51 ½</td></tr><tr><td>Seat</td><td>20</td><td></td><td>18</td></tr><tr><th>Upholstery</th><td colspan="3">Shipping</td></tr><tr><td>COM Ydg</td><td>9</td><td>Ctn Wt</td><td>135</td></tr><tr><td>COL Sq Ft</td><td>207</td><td>Cu Ft</td><td>66</td></tr></table>	Dimensions	D	W	H	Overall	32		51 ½	Seat	20		18	Upholstery	Shipping			COM Ydg	9	Ctn Wt	135	COL Sq Ft	207	Cu Ft	66	COM \$3,664 A \$3,846 B \$4,104 COL/C \$4,554 D \$5,132 E \$5,710 F \$6,608 G \$7,569 H \$8,597 I \$10,199 J \$12,127 L1 \$9,044 L2 \$10,391
				Dimensions	D	W	H																						
				Overall	32		51 ½																						
Seat	20				18																								
Upholstery	Shipping																												
COM Ydg	9			Ctn Wt	135																								
COL Sq Ft	207			Cu Ft	66																								

Description	① Model	Specifications				List Price Per Grade	
90° Curved Seat Privacy Back with Stand Up Surface 	<b>CTI32126</b> <ul style="list-style-type: none"><li>• 12" inside radius</li><li>• stand up surface corner; specify square (S) no upcharge or rounded (R) add \$49 list</li><li>• 44" outside radius</li><li>• 14" high headrest</li><li>• 41 ¾" high stand up surface</li><li>• COM based on single fabric</li><li>• multiple fabrics, see pages CT6-CT8 for yardage requirements</li><li>• power center not available</li><li>• artisan veneer available; specify and add \$128 list</li></ul>	<b>Dimensions</b>	<b>D</b>	<b>W</b>	<b>H</b>	<b>COM</b>	\$5,015
		Overall	42		51 ½	A	\$5,219
		Seat	20		18	B	\$5,475
		<b>Upholstery</b>		<b>Shipping</b>		COL/C	\$5,925
		COM Ydg	9	Ctn Wt	188	D	\$6,502
		COL Sq Ft	207	Cu Ft	78	E	\$7,079
						F	\$7,979
						G	\$8,941
						H	\$9,968
						I	\$11,571
				J	\$13,498		
				L1	\$10,418		
				L2	\$11,765		
45° Curved Seat Low Back 	<b>CTI32301</b> <ul style="list-style-type: none"><li>• 30" inside radius</li><li>• 62" outside radius</li><li>• COM based on single fabric</li><li>• multiple fabrics, see pages CT6-CT8 for yardage requirements</li><li>• artisan veneer available; specify and add \$128 list</li></ul>	<b>Dimensions</b>	<b>D</b>	<b>W</b>	<b>H</b>	<b>COM</b>	\$2,886
		Overall	32		30 ½	A	\$2,986
		Seat	20		18	B	\$3,101
		<b>Upholstery</b>		<b>Shipping</b>		COL/C	\$3,301
		COM Ydg	4	Ctn Wt	95	D	\$3,557
		COL Sq Ft	92	Cu Ft	27	E	\$3,816
						F	\$4,215
						G	\$4,643
						H	\$5,098
						I	\$5,811
				J	\$6,665		
				L1	\$5,298		
				L2	\$5,897		
45° Curved Seat Mid Back 	<b>CTI32302</b> <ul style="list-style-type: none"><li>• 30" inside radius</li><li>• 62" outside radius</li><li>• COM based on single fabric</li><li>• multiple fabrics, see pages CT6-CT8 for yardage requirements</li><li>• artisan veneer available; specify and add \$128 list</li></ul>	<b>Dimensions</b>	<b>D</b>	<b>W</b>	<b>H</b>	<b>COM</b>	\$3,115
		Overall	32		37 ½	A	\$3,225
		Seat	20		18	B	\$3,345
		<b>Upholstery</b>		<b>Shipping</b>		COL/C	\$3,557
		COM Ydg	4 ¼	Ctn Wt	100	D	\$3,828
		COL Sq Ft	98	Cu Ft	35	E	\$4,103
						F	\$4,525
						G	\$4,982
						H	\$5,466
						I	\$6,224
				J	\$7,133		
				L1	\$5,680		
				L2	\$6,313		

**To Order, Specify:**


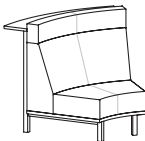
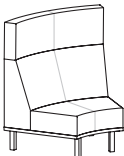
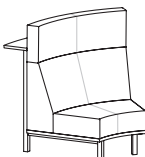
- Model Number
- Wood Finish [See Wood Finish Options](#)
- Laminate Color Selection (Stand Up Surface) [See Laminate Color Selection](#)
- Surface Corners (Stand Up Surface) - Square (S), no upcharge or Rounded (R), add \$93 list
- Fabric Selection - vendor, pattern and color
  - A. Seat
  - B. Back
  - C. Headrest
 Visit [www.jsifurniture.com/finishes-and-materials/textiles](http://www.jsifurniture.com/finishes-and-materials/textiles) for our textiles program.  
See selection of standard and graded in manufacturers and patterns.
- Metal Leg Color - [See Metal Leg Color Options](#)
- Optional Coordinating Wood Grain Laminate Available on Table Tops - no upcharge.  
Finishes with an asterisk have a coordinating laminate available
- Optional Rubber Cushion Nylon Glides - no upcharge
- Product Options

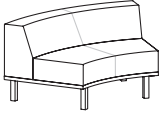


**Specifications**

- Wood Finishes - Essentials or Artisan.
- Table has 3/4" high density polyurethane foam.
- Seat has synthetic sheet webbing with cross strap reinforcement, 4 1/2" high density foam.
- Back has high density polyurethane foam.
- Plywood construction with locking tenons, glue and screws.
- Linking bracket included.
- Metal legs are 16 gauge steel tube with metal leveling glides.
- 3/4" thick 10" deep laminate stand up surface with coordinating 3mm PVC edge supported by steel columns, 42" surface height.

## Connect Modular Lounge

C  
O  
K  
C  
0  
0  
2  
0  
5

Description	① Model	Specifications	List Price Per Grade									
45° Curved Seat High Back 	<b>CTI32303</b> <ul style="list-style-type: none"><li>• 30" inside radius</li><li>• 62" outside radius</li><li>• 7" high headrest</li><li>• COM based on single fabric</li><li>• multiple fabrics, see pages CT6–CT8 for yardage requirements</li><li>• artisan veneer available; specify and add \$128 list</li></ul>	<b>Dimensions</b> <table><tr><th>D</th><th>W</th><th>H</th></tr><tr><td>Overall</td><td>32</td><td>44 ½</td></tr><tr><td>Seat</td><td>20</td><td>18</td></tr></table>	D	W	H	Overall	32	44 ½	Seat	20	18	COM \$3,345
		D	W	H								
		Overall	32	44 ½								
		Seat	20	18								
		<b>Upholstery</b>	<b>Shipping</b>	A \$3,478								
		COM Ydg	5 ¾	Ctn Wt	112							
		COL Sq Ft	133	Cu Ft	42							
				B \$3,640								
				COL/C \$3,929								
				D \$4,299								
		E \$4,668										
		F \$5,241										
		G \$5,856										
		H \$6,511										
		I \$7,537										
		J \$8,767										
		L1 \$6,798										
		L2 \$7,660										
45° Curved Seat High Back with Stand Up Surface 	<b>CTI32304</b> <ul style="list-style-type: none"><li>• 30" inside radius</li><li>• stand up surface corner; specify square (S) no upcharge or rounded (R) add \$49 list</li><li>• 62" outside radius</li><li>• 7" high headrest</li><li>• 41 ¾" high stand up surface</li><li>• COM based on single fabric</li><li>• multiple fabrics, see pages CT6–CT8 for yardage requirements</li><li>• artisan veneer available; specify and add \$128 list</li></ul>	<b>Dimensions</b> <table><tr><th>D</th><th>W</th><th>H</th></tr><tr><td>Overall</td><td>42</td><td>44 ½</td></tr><tr><td>Seat</td><td>20</td><td>18</td></tr></table>	D	W	H	Overall	42	44 ½	Seat	20	18	COM \$4,739
		D	W	H								
		Overall	42	44 ½								
		Seat	20	18								
		<b>Upholstery</b>	<b>Shipping</b>	A \$4,892								
		COM Ydg	5 ¾	Ctn Wt	150							
		COL Sq Ft	133	Cu Ft	54							
				B \$5,056								
				COL/C \$5,344								
				D \$5,715								
		E \$6,083										
		F \$6,655										
		G \$7,273										
		H \$7,927										
		I \$8,951										
		J \$10,183										
		L1 \$8,211										
		L2 \$9,075										
45° Curved Seat Privacy Back 	<b>CTI32305</b> <ul style="list-style-type: none"><li>• 30" inside radius</li><li>• 62" outside radius</li><li>• 14" high headrest</li><li>• COM based on single fabric</li><li>• multiple fabrics, see pages CT6–CT8 for yardage requirements</li><li>• artisan veneer available; specify and add \$128 list</li></ul>	<b>Dimensions</b> <table><tr><th>D</th><th>W</th><th>H</th></tr><tr><td>Overall</td><td>32</td><td>51 ½</td></tr><tr><td>Seat</td><td>20</td><td>18</td></tr></table>	D	W	H	Overall	32	51 ½	Seat	20	18	COM \$3,577
		D	W	H								
		Overall	32	51 ½								
		Seat	20	18								
		<b>Upholstery</b>	<b>Shipping</b>	A \$3,719								
		COM Ydg	6 ¼	Ctn Wt	117							
		COL Sq Ft	144	Cu Ft	50							
				B \$3,897								
				COL/C \$4,210								
				D \$4,610								
		E \$5,011										
		F \$5,636										
		G \$6,303										
		H \$7,018										
		I \$8,131										
		J \$9,466										
		L1 \$7,327										
		L2 \$8,264										
45° Curved Seat Privacy Back with Stand Up Surface 	<b>CTI32306</b> <ul style="list-style-type: none"><li>• 30" inside radius</li><li>• stand up surface corner; specify square (S) no upcharge or rounded (R) add \$49 list</li><li>• 62" outside radius</li><li>• 14" high headrest</li><li>• 41 ¾" high stand up surface</li><li>• COM based on single fabric</li><li>• multiple fabrics, see pages CT6–CT8 for yardage requirements</li><li>• artisan veneer available; specify and add \$128 list</li></ul>	<b>Dimensions</b> <table><tr><th>D</th><th>W</th><th>H</th></tr><tr><td>Overall</td><td>42</td><td>51 ½</td></tr><tr><td>Seat</td><td>20</td><td>18</td></tr></table>	D	W	H	Overall	42	51 ½	Seat	20	18	COM \$4,969
		D	W	H								
		Overall	42	51 ½								
		Seat	20	18								
		<b>Upholstery</b>	<b>Shipping</b>	A \$5,134								
		COM Ydg	6 ¼	Ctn Wt	155							
		COL Sq Ft	144	Cu Ft	62							
				B \$5,312								
				COL/C \$5,622								
				D \$6,023								
		E \$6,423										
		F \$7,048										
		G \$7,718										
		H \$8,431										
		I \$9,545										
		J \$10,882										
		L1 \$8,744										
		L2 \$9,679										

Description	1 Model	Specifications	List Price Per Grade
<b>45° Curved Seat Low Back</b> 	<b>CTI32451</b> <ul style="list-style-type: none"> <li>45" inside radius</li> <li>77" outside radius</li> <li>COM based on single fabric</li> <li>multiple fabrics, see pages CT6-CT8 for yardage requirements</li> <li>artisan veneer available; specify and add \$128 list</li> </ul>	<b>Dimensions</b>	<b>COM</b> \$2,942
		<b>D</b>	<b>A</b> \$3,059
		<b>W</b>	<b>B</b> \$3,203
		<b>H</b>	<b>COL/C</b> \$3,452
		<b>Overall</b> 32	<b>D</b> \$3,774
		<b>Seat</b> 20	<b>E</b> \$4,096
		<b>Upholstery</b>	<b>F</b> \$4,594
		<b>Shipping</b>	<b>G</b> \$5,131
		<b>COM Ydg</b> 5	<b>H</b> \$5,698
		<b>COL Sq Ft</b> 115	<b>I</b> \$6,589
<b>45° Curved Seat Mid Back</b> 	<b>CTI32452</b> <ul style="list-style-type: none"> <li>45" inside radius</li> <li>77" outside radius</li> <li>COM based on single fabric</li> <li>multiple fabrics, see pages CT6-CT8 for yardage requirements</li> <li>artisan veneer available; specify and add \$128 list</li> </ul>	<b>Dimensions</b>	<b>COM</b> \$3,174
		<b>D</b>	<b>A</b> \$3,301
		<b>W</b>	<b>B</b> \$3,457
		<b>H</b>	<b>COL/C</b> \$3,733
		<b>Overall</b> 32	<b>D</b> \$4,084
		<b>Seat</b> 20	<b>E</b> \$4,439
		<b>Upholstery</b>	<b>F</b> \$4,988
		<b>Shipping</b>	<b>G</b> \$5,575
		<b>COM Ydg</b> 5 ½	<b>H</b> \$6,204
		<b>COL Sq Ft</b> 127	<b>I</b> \$7,185
<b>45° Curved Seat High Back</b> 	<b>CTI32453</b> <ul style="list-style-type: none"> <li>45" inside radius</li> <li>77" outside radius</li> <li>7" high headrest</li> <li>COM based on single fabric</li> <li>multiple fabrics, see pages CT6-CT8 for yardage requirements</li> <li>artisan veneer available; specify and add \$128 list</li> </ul>	<b>Dimensions</b>	<b>COM</b> \$3,402
		<b>D</b>	<b>A</b> \$3,559
		<b>W</b>	<b>B</b> \$3,767
		<b>H</b>	<b>COL/C</b> \$4,126
		<b>Overall</b> 32	<b>D</b> \$4,592
		<b>Seat</b> 20	<b>E</b> \$5,057
		<b>Upholstery</b>	<b>F</b> \$5,781
		<b>Shipping</b>	<b>G</b> \$6,556
		<b>COM Ydg</b> 7 ¼	<b>H</b> \$7,385
		<b>COL Sq Ft</b> 167	<b>I</b> \$8,677

#### To Order, Specify:

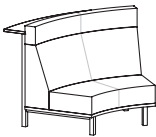



- Model Number
- Wood Finish [See Wood Finish Options](#)
- Laminate Color Selection (Stand Up Surface) [See Laminate Color Selection](#)
- Surface Corners (Stand Up Surface) - Square (S), no upcharge or Rounded (R), add \$49 list
- Fabric Selection - vendor, pattern and color
  - Seat
  - Back
  - Headrest
 Visit [www.jsifurniture.com/finishes-and-materials/textiles](http://www.jsifurniture.com/finishes-and-materials/textiles) for our textiles program.  
See selection of standard and graded in manufacturers and patterns.
- Metal Leg Color - [See Metal Leg Color Options](#)
- Optional Power Center - Flush Mount (EC22) - Black (B) or White (W); \$583 list each, see page CT3 for location availability
- Optional Rubber Cushion Nylon Glides - no upcharge
- Product Options

#### Specifications


- Wood Finishes - Essentials or Artisan.
- Seat has synthetic sheet webbing with cross strap reinforcement, 4 ¼" high density polyurethane foam.
- Back has high density polyurethane foam.
- Plywood construction with locking tenons, glue and screws.
- Linking bracket included.
- Metal legs are 16 gauge steel tube with metal leveling glides.
- ¾" thick 10" deep laminate stand up surface with coordinating 3mm PVC edge supported by steel columns, 42" surface height.


## Connect Modular Lounge


C  
O  
K  
C  
0  
0  
2  
0  
5

Description	① Model	Specifications	List Price Per Grade																								
45° Curved Seat High Back with Stand Up Surface 	CTI32454 <ul style="list-style-type: none"><li>stand up surface corner; specify square (S) no upcharge or rounded (R) add \$49 list</li><li>77" outside radius</li><li>7" high headrest</li><li>41 ¾" high stand up surface</li><li>COM based on single fabric</li><li>multiple fabrics, see pages CT6-CT8 for yardage requirements</li><li>artisan veneer available; specify and add \$128 list</li></ul>	<table><tr><th>Dimensions</th><th>D</th><th>W</th><th>H</th></tr><tr><td>Overall</td><td>42</td><td></td><td>44 ½</td></tr><tr><td>Seat</td><td>20</td><td></td><td>18</td></tr><tr><th>Upholstery</th><th colspan="3">Shipping</th></tr><tr><td>COM Ydg</td><td>7 ¼</td><td>Ctn Wt</td><td>173</td></tr><tr><td>COL Sq Ft</td><td>167</td><td>Cu Ft</td><td>66</td></tr></table>	Dimensions	D	W	H	Overall	42		44 ½	Seat	20		18	Upholstery	Shipping			COM Ydg	7 ¼	Ctn Wt	173	COL Sq Ft	167	Cu Ft	66	COM \$5,475
		Dimensions	D	W	H																						
		Overall	42		44 ½																						
		Seat	20		18																						
		Upholstery	Shipping																								
		COM Ydg	7 ¼	Ctn Wt	173																						
		COL Sq Ft	167	Cu Ft	66																						
		A \$5,662																									
		B \$5,869																									
		COL/C \$6,231																									
D \$6,697																											
E \$7,161																											
F \$7,886																											
G \$8,661																											
H \$9,487																											
I \$10,780																											
J \$12,330																											
L1 \$9,850																											
L2 \$10,935																											
45° Curved Seat Privacy Back 	CTI32455 <ul style="list-style-type: none"><li>45" inside radius</li><li>77" outside radius</li><li>14" high headrest</li><li>COM based on single fabric</li><li>multiple fabrics, see pages CT6-CT8 for yardage requirements</li><li>artisan veneer available; specify and add \$128 list</li></ul>	<table><tr><th>Dimensions</th><th>D</th><th>W</th><th>H</th></tr><tr><td>Overall</td><td>32</td><td></td><td>51 ½</td></tr><tr><td>Seat</td><td>20</td><td></td><td>18</td></tr><tr><th>Upholstery</th><th colspan="3">Shipping</th></tr><tr><td>COM Ydg</td><td>8 ¼</td><td>Ctn Wt</td><td>140</td></tr><tr><td>COL Sq Ft</td><td>190</td><td>Cu Ft</td><td>63</td></tr></table>	Dimensions	D	W	H	Overall	32		51 ½	Seat	20		18	Upholstery	Shipping			COM Ydg	8 ¼	Ctn Wt	140	COL Sq Ft	190	Cu Ft	63	COM \$3,633
		Dimensions	D	W	H																						
		Overall	32		51 ½																						
		Seat	20		18																						
		Upholstery	Shipping																								
		COM Ydg	8 ¼	Ctn Wt	140																						
		COL Sq Ft	190	Cu Ft	63																						
		A \$3,808																									
		B \$4,043																									
		COL/C \$4,452																									
D \$4,984																											
E \$5,514																											
F \$6,338																											
G \$7,220																											
H \$8,161																											
I \$9,631																											
J \$11,396																											
L1 \$8,572																											
L2 \$9,807																											
45° Curved Seat Privacy Back with Stand Up Surface 	CTI32456 <ul style="list-style-type: none"><li>45" inside radius</li><li>stand up surface corner; specify square (S) no upcharge or rounded (R) add \$49 list</li><li>77" outside radius</li><li>14" high headrest</li><li>41 ¾" high stand up surface</li><li>COM based on single fabric</li><li>multiple fabrics, see pages CT6-CT8 for yardage requirements</li><li>artisan veneer available; specify and add \$128 list</li></ul>	<table><tr><th>Dimensions</th><th>D</th><th>W</th><th>H</th></tr><tr><td>Overall</td><td>42</td><td></td><td>51 ½</td></tr><tr><td>Seat</td><td>20</td><td></td><td>18</td></tr><tr><th>Upholstery</th><th colspan="3">Shipping</th></tr><tr><td>COM Ydg</td><td>8 ¼</td><td>Ctn Wt</td><td>178</td></tr><tr><td>COL Sq Ft</td><td>190</td><td>Cu Ft</td><td>75</td></tr></table>	Dimensions	D	W	H	Overall	42		51 ½	Seat	20		18	Upholstery	Shipping			COM Ydg	8 ¼	Ctn Wt	178	COL Sq Ft	190	Cu Ft	75	COM \$5,704
		Dimensions	D	W	H																						
		Overall	42		51 ½																						
		Seat	20		18																						
		Upholstery	Shipping																								
		COM Ydg	8 ¼	Ctn Wt	178																						
		COL Sq Ft	190	Cu Ft	75																						
		A \$5,909																									
		B \$6,145																									
		COL/C \$6,555																									
D \$7,086																											
E \$7,617																											
F \$8,439																											
G \$9,322																											
H \$10,264																											
I \$11,735																											
J \$13,498																											
L1 \$10,676																											
L2 \$11,910																											
90° Curved Seat Low Back 	CTO32121 <ul style="list-style-type: none"><li>12" outside radius</li><li>44" inside radius</li><li>COM based on single fabric</li><li>multiple fabrics, see pages CT6-CT8 for yardage requirements</li><li>artisan veneer available; specify and add \$128 list</li></ul>	<table><tr><th>Dimensions</th><th>D</th><th>W</th><th>H</th></tr><tr><td>Overall</td><td>32</td><td></td><td>30 ½</td></tr><tr><td>Seat</td><td>20</td><td></td><td>18</td></tr><tr><th>Upholstery</th><th colspan="3">Shipping</th></tr><tr><td>COM Ydg</td><td>3 ¾</td><td>Ctn Wt</td><td>98</td></tr><tr><td>COL Sq Ft</td><td>87</td><td>Cu Ft</td><td>36</td></tr></table>	Dimensions	D	W	H	Overall	32		30 ½	Seat	20		18	Upholstery	Shipping			COM Ydg	3 ¾	Ctn Wt	98	COL Sq Ft	87	Cu Ft	36	COM \$2,858
		Dimensions	D	W	H																						
		Overall	32		30 ½																						
		Seat	20		18																						
		Upholstery	Shipping																								
		COM Ydg	3 ¾	Ctn Wt	98																						
		COL Sq Ft	87	Cu Ft	36																						
		A \$2,954																									
		B \$3,059																									
		COL/C \$3,246																									
D \$3,488																											
E \$3,731																											
F \$4,104																											
G \$4,506																											
H \$4,934																											
I \$5,602																											
J \$6,403																											
L1 \$5,119																											
L2 \$5,681																											



Description	① Model	Specifications				List Price Per Grade	
90° Curved Seat Mid Back 	<b>CT032122</b> <ul style="list-style-type: none"><li>• 12" outside radius</li><li>• 44" inside radius</li><li>• COM based on single fabric</li><li>• multiple fabrics, see pages CT6-CT8 for yardage requirements</li><li>• artisan veneer available; specify and add \$128 list</li></ul>	<b>Dimensions</b>		<b>D</b>	<b>W</b>	<b>H</b>	<b>COM</b> \$3,087
		Overall		32		37 ½	A \$3,194
		Seat		20		18	B \$3,314
		<b>Upholstery</b>		<b>Shipping</b>			COL/C \$3,526
		COM Ydg		4 ¼	Ctn Wt	103	D \$3,800
		COL Sq Ft		98	Cu Ft	46	E \$4,072
							F \$4,498
							G \$4,952
							H \$5,438
							I \$6,194
					J \$7,103		
					L1 \$5,649		
					L2 \$6,286		

90° Curved Seat High Back 	<b>CT032123</b> <ul style="list-style-type: none"><li>• 12" outside radius</li><li>• 44" inside radius</li><li>• 7" high headrest</li><li>• COM based on single fabric</li><li>• multiple fabrics, see pages CT6-CT8 for yardage requirements</li><li>• artisan veneer available; specify and add \$128 list</li></ul>	<b>Dimensions</b>		<b>D</b>	<b>W</b>	<b>H</b>	<b>COM</b> \$3,316
		Overall		32		44 ½	A \$3,439
		Seat		20		18	B \$3,582
		<b>Upholstery</b>		<b>Shipping</b>			COL/C \$3,829
		COM Ydg		5	Ctn Wt	110	D \$4,151
		COL Sq Ft		115	Cu Ft	56	E \$4,472
							F \$4,973
							G \$5,506
							H \$6,078
							I \$6,968
					J \$8,040		
					L1 \$6,326		
					L2 \$7,074		

90° Curved Seat Privacy Back 	<b>CT032125</b> <ul style="list-style-type: none"><li>• 12" outside radius</li><li>• 44" inside radius</li><li>• 14" high headrest</li><li>• COM based on single fabric</li><li>• multiple fabrics, see pages CT6-CT8 for yardage requirements</li><li>• artisan veneer available; specify and add \$128 list</li></ul>	<b>Dimensions</b>		<b>D</b>	<b>W</b>	<b>H</b>	<b>COM</b> \$3,546
		Overall		32		51 ½	A \$3,674
		Seat		20		18	B \$3,824
		<b>Upholstery</b>		<b>Shipping</b>			COL/C \$4,087
		COM Ydg		5 ¼	Ctn Wt	115	D \$4,424
		COL Sq Ft		121	Cu Ft	66	E \$4,762
							F \$5,285
							G \$5,846
							H \$6,447
							I \$7,383
					J \$8,504		
					L1 \$6,705		
					L2 \$7,494		

**To Order, Specify:**

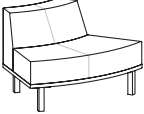



- ① Model Number
- ② Wood Finish [See Wood Finish Options](#)
- ③ Laminate Color Selection (Stand Up Surface) [See Laminate Color Selection](#)
- ④ Surface Corners (Stand Up Surface) -  
Square (S), no upcharge or Rounded (R), add \$49 list
- ⑤ Fabric Selection - vendor, pattern and color  
A. Seat  
B. Back  
C. Headrest  
Visit [www.jsifurniture.com/finishes-and-materials/textiles](http://www.jsifurniture.com/finishes-and-materials/textiles) for our textiles program.  
See selection of standard and graded in manufacturers and patterns.
- ⑥ Metal Leg Color - [See Metal Leg Color Options](#)
- ⑦ Optional Power Center - Flush Mount (EC22) -  
Black (B) or White (W); \$583 list each, see page CT3 for location availability
- ⑧ Optional Rubber Cushion Nylon Glides - no upcharge
- ⑨ Product Options

**Specifications**

- Wood Finishes - Essentials or Artisan.
- Seat has synthetic sheet webbing with cross strap reinforcement, 4 ¼" high density polyurethane foam.
- Back has high density polyurethane foam.
- Plywood construction with locking tenons, glue and screws.
- Linking bracket included.
- Metal legs are 16 gauge steel tube with metal leveling glides.
- ¾" thick 10" deep laminate stand up surface with coordinating 3mm PVC edge supported by steel columns, 42" surface height.


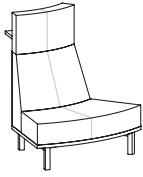

## Connect Modular Lounge

C  
O  
K  
C  
0  
0  
2  
0  
5

Description	① Model	Specifications	List Price Per Grade
45° Curved Seat Low Back 	<b>CT032301</b> · 30" outside radius · 62" inside radius · COM based on single fabric · multiple fabrics, see pages CT6-CT8 for yardage requirements · artisan veneer available; specify and add \$128 list	<b>Dimensions</b>	<b>COM \$2,827</b>
		<b>D W H</b>	<b>A \$2,911</b>
		Overall 32 30 1/2	<b>B \$3,000</b>
		Seat 20 18	<b>COL/C \$3,149</b>
		<b>Upholstery Shipping</b>	<b>D \$3,340</b>
		COM Ydg 3 Ctn Wt 90	<b>E \$3,535</b>
		COL Sq Ft 69 Cu Ft 27	<b>F \$3,833</b>
			<b>G \$4,153</b>
			<b>H \$4,495</b>
			<b>I \$5,030</b>
			<b>J \$5,674</b>
			<b>L1 \$4,647</b>
			<b>L2 \$5,096</b>
45° Curved Seat Mid Back 	<b>CT032302</b> · 30" outside radius · 62" inside radius · COM based on single fabric · multiple fabrics, see pages CT6-CT8 for yardage requirements · artisan veneer available; specify and add \$128 list	<b>Dimensions</b>	<b>COM \$3,056</b>
		<b>D W H</b>	<b>A \$3,150</b>
		Overall 32 37 1/2	<b>B \$3,243</b>
		Seat 20 18	<b>COL/C \$3,403</b>
		<b>Upholstery Shipping</b>	<b>D \$3,614</b>
		COM Ydg 3 1/4 Ctn Wt 95	<b>E \$3,822</b>
		COL Sq Ft 75 Cu Ft 35	<b>F \$4,148</b>
			<b>G \$4,494</b>
			<b>H \$4,865</b>
			<b>I \$5,445</b>
			<b>J \$6,141</b>
			<b>L1 \$5,028</b>
			<b>L2 \$5,514</b>
45° Curved Seat High Back 	<b>CT032303</b> · 30" outside radius · 62" inside radius · 7" high headrest · COM based on single fabric · multiple fabrics, see pages CT6-CT8 for yardage requirements · artisan veneer available; specify and add \$128 list	<b>Dimensions</b>	<b>COM \$3,288</b>
		<b>D W H</b>	<b>A \$3,393</b>
		Overall 32 44 1/2	<b>B \$3,510</b>
		Seat 20 18	<b>COL/C \$3,708</b>
		<b>Upholstery Shipping</b>	<b>D \$3,964</b>
		COM Ydg 4 Ctn Wt 102	<b>E \$4,221</b>
		COL Sq Ft 92 Cu Ft 42	<b>F \$4,620</b>
			<b>G \$5,050</b>
			<b>H \$5,506</b>
			<b>I \$6,218</b>
			<b>J \$7,073</b>
			<b>L1 \$5,704</b>
			<b>L2 \$6,303</b>
45° Curved Seat High Back 	<b>CT032304</b> · 30" outside radius · 62" inside radius · 7" high headrest · 41 3/4" high stand up surface · COM based on single fabric · multiple fabrics, see pages CT6-CT8 for yardage requirements · artisan veneer available; specify and add \$128 list	<b>Dimensions</b>	<b>COM \$4,547</b>
		<b>D W H</b>	<b>A \$4,672</b>
		Overall 42 44 1/2	<b>B \$4,789</b>
		Seat 20 18	<b>COL/C \$4,986</b>
		<b>Upholstery Shipping</b>	<b>D \$5,243</b>
		COM Ydg 4 Ctn Wt 132	<b>E \$5,499</b>
		COL Sq Ft 92 Cu Ft 52	<b>F \$5,899</b>
			<b>G \$6,327</b>
			<b>H \$6,784</b>
			<b>I \$7,498</b>
			<b>J \$8,352</b>
			<b>L1 \$6,982</b>
			<b>L2 \$7,582</b>

CONNECT



Description	1 Model	Specifications				List Price Per Grade	
45° Curved Seat Privacy Back 	<b>CT032305</b> <ul style="list-style-type: none"><li>30" outside radius</li><li>62" inside radius</li><li>14" high headrest</li><li>COM based on single fabric</li><li>multiple fabrics, see pages CT6-CT8 for yardage requirements</li><li>artisan veneer available; specify and add \$128 list</li></ul>	<b>Dimensions</b>	<b>D</b>	<b>W</b>	<b>H</b>	COM	\$3,517
		Overall	32		51 ½	A	\$3,632
		Seat	20		18	B	\$3,753
		<b>Upholstery</b>		<b>Shipping</b>		COL/C	\$3,964
		COM Ydg	4 ¼	Ctn Wt	107	D	\$4,239
		COL Sq Ft	98	Cu Ft	50	E	\$4,510
						F	\$4,935
						G	\$5,389
						H	\$5,875
						I	\$6,631
						J	\$7,539
						L1	\$6,087
						L2	\$6,724
45° Curved Seat Privacy Back with Stand Up Surface 	<b>CT032306</b> <ul style="list-style-type: none"><li>30" outside radius</li><li>stand up surface corner; specify square (S) no upcharge or rounded (R) add \$49 list</li><li>62" inside radius</li><li>14" high headrest</li><li>41 ¾" high stand up surface</li><li>COM based on single fabric</li><li>multiple fabrics, see pages CT6-CT8 for yardage requirements</li><li>artisan veneer available; specify and add \$128 list</li></ul>	<b>Dimensions</b>	<b>D</b>	<b>W</b>	<b>H</b>	COM	\$4,776
		Overall	42		51 ½	A	\$4,910
		Seat	20		18	B	\$5,030
		<b>Upholstery</b>		<b>Shipping</b>		COL/C	\$5,241
		COM Ydg	4 ¼	Ctn Wt	137	D	\$5,517
		COL Sq Ft	98	Cu Ft	60	E	\$5,789
						F	\$6,213
						G	\$6,666
						H	\$7,153
						I	\$7,908
						J	\$8,820
						L1	\$7,364
						L2	\$8,001
45° Curved Seat Low Back 	<b>CT032451</b> <ul style="list-style-type: none"><li>45" outside radius</li><li>77" inside radius</li><li>COM based on single fabric</li><li>multiple fabrics, see pages CT6-CT8 for yardage requirements</li><li>artisan veneer available; specify and add \$128 list</li></ul>	<b>Dimensions</b>	<b>D</b>	<b>W</b>	<b>H</b>	COM	\$2,886
		Overall	32		30 ½	A	\$2,986
		Seat	20		18	B	\$3,101
		<b>Upholstery</b>		<b>Shipping</b>		COL/C	\$3,301
		COM Ydg	4	Ctn Wt	101	D	\$3,557
		COL Sq Ft	92	Cu Ft	34	E	\$3,816
						F	\$4,215
						G	\$4,643
						H	\$5,098
						I	\$5,811
						J	\$6,665
						L1	\$5,298
						L2	\$5,897

#### To Order, Specify:




- 1 Model Number
- 2 Wood Finish [See Wood Finish Options](#)
- 3 Laminate Color Selection (Stand Up Surface) [See Laminate Color Selection](#)
- 4 Surface Corners (Stand Up Surface) - Square (S), no upcharge or Rounded (R), add \$49 list
- 5 Fabric Selection - vendor, pattern and color
  - A. Seat
  - B. Back
  - C. Headrest
 Visit [www.jsifurniture.com/finishes-and-materials/textiles](http://www.jsifurniture.com/finishes-and-materials/textiles) for our textiles program.  
See selection of standard and graded in manufacturers and patterns.
- 6 Metal Leg Color - [See Metal Leg Color Options](#)
- 7 Optional Power Center - Flush Mount (EC22) - Black (B) or White (W); \$583 list each, see page CT3 for location availability
- 8 Optional Rubber Cushion Nylon Glides - no upcharge
- 9 Product Options

#### Specifications



- Wood Finishes - Essentials or Artisan.
- Seat has synthetic sheet webbing with cross strap reinforcement, 4 ¼" high density polyurethane foam.
- Back has high density polyurethane foam.
- Plywood construction with locking tenons, glue and screws.
- Linking bracket included.
- Metal legs are 16 gauge steel tube with metal leveling glides.
- ¾" thick 10" deep laminate stand up surface with coordinating 3mm PVC edge supported by steel columns, 42" surface height.

## Connect Modular Lounge

C  
O  
K  
C  
0  
0  
2  
0  
5

Description	① Model	Specifications				List Price Per Grade
<b>45° Curved Seat Mid Back</b> 	<b>CT032452</b> · 45" outside radius · 77" inside radius · COM based on single fabric · multiple fabrics, see pages CT6-CT8 for yardage requirements · artisan veneer available; specify and add \$128 list	<b>Dimensions</b>	<b>D</b>	<b>W</b>	<b>H</b>	<b>COM \$3,115</b>
		Overall	32		37 ½	<b>A \$3,229</b>
		Seat	20		18	<b>B \$3,355</b>
		<b>Upholstery</b>		<b>Shipping</b>		<b>COL/C \$3,580</b>
		COM Ydg	4 ½	Ctn Wt	106	<b>D \$3,869</b>
		COL Sq Ft	104	Cu Ft	44	<b>E \$4,158</b>
						<b>F \$4,608</b>
<b>45° Curved Seat High Back</b> 	<b>CT032453</b> · 45" outside radius · 77" inside radius · 7" high headrest · COM based on single fabric · multiple fabrics, see pages CT6-CT8 for yardage requirements · artisan veneer available; specify and add \$128 list	<b>Dimensions</b>	<b>D</b>	<b>W</b>	<b>H</b>	<b>COM \$3,345</b>
		Overall	32		44 ½	<b>A \$3,476</b>
		Seat	20		18	<b>B \$3,632</b>
		<b>Upholstery</b>		<b>Shipping</b>		<b>COL/C \$3,907</b>
		COM Ydg	5 ½	Ctn Wt	113	<b>D \$4,259</b>
		COL Sq Ft	127	Cu Ft	54	<b>E \$4,612</b>
						<b>F \$5,162</b>
<b>45° Curved Seat High Back with Stand Up Surface</b> 	<b>CT032454</b> · 45" outside radius · stand up surface corner; specify square (S) no upcharge or rounded (R) add \$49 list · 77" inside radius · 7" high headrest · 41 ¾" high stand up surface · COM based on single fabric · multiple fabrics, see pages CT6-CT8 for yardage requirements · artisan veneer available; specify and add \$128 list	<b>Dimensions</b>	<b>D</b>	<b>W</b>	<b>H</b>	<b>COM \$4,635</b>
		Overall	42		44 ½	<b>A \$4,783</b>
		Seat	20		18	<b>B \$4,941</b>
		<b>Upholstery</b>		<b>Shipping</b>		<b>COL/C \$5,214</b>
		COM Ydg	5 ½	Ctn Wt	143	<b>D \$5,567</b>
		COL Sq Ft	127	Cu Ft	64	<b>E \$5,923</b>
						<b>F \$6,468</b>
						<b>G \$7,060</b>
						<b>H \$7,684</b>
						<b>I \$8,666</b>
						<b>J \$9,843</b>
						<b>L1 \$7,961</b>
						<b>L2 \$8,783</b>

CONNECT

Description	① Model	Specifications				List Price Per Grade	
45° Curved Seat Privacy Back 	<b>CT032455</b> <ul style="list-style-type: none"> <li>45" outside radius</li> <li>77" inside radius</li> <li>14" high headrest</li> <li>COM based on single fabric</li> <li>multiple fabrics, see pages CT6-CT8 for yardage requirements</li> <li>artisan veneer available; specify and add \$128 list</li> </ul>	<b>Dimensions</b>	<b>D</b>	<b>W</b>	<b>H</b>	<b>COM</b>	<b>\$3,577</b>
		Overall	32		51 ½	A	\$3,716
		Seat	20		18	B	\$3,886
		<b>Upholstery</b>		<b>Shipping</b>		COL/C	\$4,186
		COM Ydg	6	Ctn Wt	118	D	\$4,569
		COL Sq Ft	138	Cu Ft	63	E	\$4,955
						F	\$5,557
						G	\$6,199
						H	\$6,882
						I	\$7,951
						J	\$9,235
						L1	\$7,181
						L2	\$8,080
45° Curved Seat Privacy Back with Stand Up Surface 	<b>CT032456</b> <ul style="list-style-type: none"> <li>45" outside radius</li> <li>stand up surface corner; specify square (S) no upcharge or rounded (R) add \$49 list</li> <li>77" inside radius</li> <li>14" high headrest</li> <li>41 ¾" high stand up surface</li> <li>COM based on single fabric</li> <li>multiple fabrics, see pages CT6-CT8 for yardage requirements</li> <li>artisan veneer available; specify and add \$128 list</li> </ul>	<b>Dimensions</b>	<b>D</b>	<b>W</b>	<b>H</b>	<b>COM</b>	<b>\$4,864</b>
		Overall	42		51 ½	A	\$5,024
		Seat	20		18	B	\$5,194
		<b>Upholstery</b>		<b>Shipping</b>		COL/C	\$5,493
		COM Ydg	6	Ctn Wt	148	D	\$5,879
		COL Sq Ft	138	Cu Ft	73	E	\$6,264
						F	\$6,861
						G	\$7,506
						H	\$8,190
						I	\$9,259
						J	\$10,542
						L1	\$8,489
						L2	\$9,386

**To Order, Specify:**

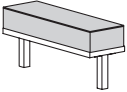
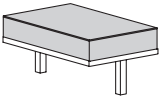
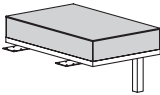
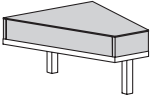
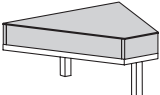
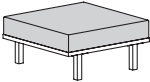
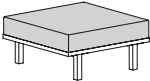
- ① Model Number
- ② Wood Finish [See Wood Finish Options](#)
- ③ Laminate Color Selection (Stand Up Surface) [See Laminate Color Selection](#)
- ④ Surface Corners (Stand Up Surface) -  
Square (S), no upcharge or Rounded (R), add \$49 list
- ⑤ Fabric Selection - vendor, pattern and color
  - A. Seat
  - B. Back
  - C. Headrest
 Visit [www.jsifurniture.com/finishes-and-materials/textiles](http://www.jsifurniture.com/finishes-and-materials/textiles) for our textiles program.  
See selection of standard and graded in manufacturers and patterns.
- ⑥ Metal Leg Color - [See Metal Leg Color Options](#)
- ⑦ Optional Power Center - Flush Mount (EC22) - Black (B) or White (W); \$583 list each, see page CT3 for location availability
- ⑧ Optional Rubber Cushion Nylon Glides - no upcharge
- ⑨ Product Options

**Specifications**

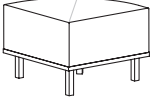
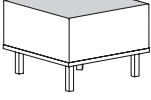
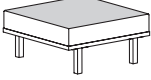
- Wood Finishes - Essentials or Artisan.
- Seat has synthetic sheet webbing with cross strap reinforcement, 4 ¼" high density polyurethane foam.
- Back has high density polyurethane foam.
- Plywood construction with locking tenons, glue and screws.
- Linking bracket included.
- Metal legs are 16 gauge steel tube with metal leveling glides.
- ¾" thick 10" deep laminate stand up surface with coordinating 3mm PVC edge supported by steel columns, 42" surface height.

## Connect Modular Lounge

C  
O  
K  
C  
0  
0  
2  
0  
5

Description	D	W	H	CTN WT	CU FT	① Model	List Price
<b>10" Linking Table</b>  <ul style="list-style-type: none"> <li>attaches between lounge or bench units</li> <li>wood top</li> <li>wood chassis</li> <li>artisan veneer available; specify and add \$170 list</li> </ul>	32	10	15	36	2	<b>CTR3210CC</b>	\$1,112
<b>20" Linking Table</b>  <ul style="list-style-type: none"> <li>attaches between lounge or bench units</li> <li>wood top</li> <li>wood chassis</li> <li>artisan veneer available; specify and add \$170 list</li> </ul>	32	20	15	53	4	<b>CTR3220CC</b>	\$1,267
<b>20" End Table</b>  <ul style="list-style-type: none"> <li>attaches to end of lounge or bench unit</li> <li>wood top</li> <li>wood chassis</li> <li>artisan veneer available; specify and add \$170 list</li> </ul>	32	20	15	58	4	<b>CTR3220CE</b>	\$1,336
<b>10" - 30° Linking Table</b>  <ul style="list-style-type: none"> <li>attaches between lounge or bench units to form a 30° connection</li> <li>wood top</li> <li>wood chassis</li> <li>artisan veneer available; specify and add \$170 list</li> </ul>	32	10-26½	15	49	5	<b>CTW30C</b>	\$1,207
<b>10" - 45° Linking Table</b>  <ul style="list-style-type: none"> <li>attaches between lounge or bench units to form a 45° connection</li> <li>wood top</li> <li>wood chassis</li> <li>artisan veneer available; specify and add \$170 list</li> </ul>	32	10-34½	15	56	7	<b>CTW45C</b>	\$1,235
<b>Wood Table</b>  <ul style="list-style-type: none"> <li>32" square</li> <li>wood top</li> <li>wood chassis</li> <li>straight grain</li> <li>artisan veneer available; specify and add \$170 list</li> </ul>	32	32	15	78	9	<b>CTS32WS</b>	\$1,408
<b>Wood Table</b>  <ul style="list-style-type: none"> <li>32" square</li> <li>wood top</li> <li>wood chassis</li> <li>angled grain</li> <li>artisan veneer available; specify and add \$170 list</li> </ul>	32	32	15	78	9	<b>CTS32WA</b>	\$1,408

CONNECT

Description	① Model	Specifications				List Price Per Grade	
<b>Upholstered Quarter Round Table</b> 	<b>CTW90U</b> • upholstered top • upholstered chassis • table height is same as arm height • artisan veneer available; specify and add \$128 list	<b>Dimensions</b>	<b>D</b>	<b>W</b>	<b>H</b>	COM	\$1,629
		Overall	32	32	24 ½	A	\$1,690
		<b>Upholstery</b>	<b>Shipping</b>			B	\$1,762
		COM Ydg	2 ½	Ctn Wt	69	COL/C	\$1,886
		COL Sq Ft	58	Cu Ft	16	D	\$2,045
						E	\$2,207
						F	\$2,456
<b>Upholstered Quarter Round Table</b> 	<b>CTW90W</b> • wood top • diagonal grain • upholstered chassis • table height is same as arm height • artisan veneer available; specify and add \$198 list	<b>Dimensions</b>	<b>D</b>	<b>W</b>	<b>H</b>	COM	\$1,678
		Overall	32	32	24 ½	A	\$1,727
		<b>Upholstery</b>	<b>Shipping</b>			B	\$1,770
		COM Ydg	1 ½	Ctn Wt	78	COL/C	\$1,843
		COL Sq Ft	35	Cu Ft	16	D	\$1,939
						E	\$2,035
						F	\$2,186
<b>Upholstered Table</b> 	<b>CTS32U</b> • 32" square • wood top • upholstered chassis • freestanding application • artisan veneer available; specify and add \$198 list	<b>Dimensions</b>	<b>D</b>	<b>W</b>	<b>H</b>	COM	\$1,577
		Overall	32	32	15	A	\$1,616
		<b>Upholstery</b>	<b>Shipping</b>			B	\$1,644
		COM Ydg	1	Ctn Wt	78	COL/C	\$1,693
		COL Sq Ft	23	Cu Ft	9	D	\$1,759
						E	\$1,821
						F	\$1,921
						G	\$2,031
						H	\$2,143
						I	\$2,321
						J	\$2,537
						L1	\$2,193
						L2	\$2,344

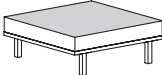
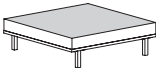
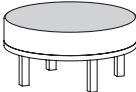
**To Order, Specify:**

- ① Model Number
- ② Wood Finish [See Wood Finish Options](#)
- ③ Fabric Selection - vendor, pattern and color  
Visit [www.jsifurniture.com/finishes-and-materials/textiles](http://www.jsifurniture.com/finishes-and-materials/textiles) for our textiles program.  
See selection of standard and graded in manufacturers and patterns.
- ④ Metal Leg Color - [See Metal Leg Color Options](#)
- ⑤ Optional Power Center - Flush Mount (EC22) - Black (B) or White (W); \$583 list each for linking or end tables
- ⑥ Optional Drink Holder(s) (DH) - add \$240 list for linking or end tables
- ⑦ Optional Coordinating Wood Grain Laminate Available on Table Tops - no upcharge. Finishes with an asterisk have a coordinating laminate available
- ⑧ Optional Rubber Cushion Nylon Glides - no upcharge
- ⑨ Product Options

**Specifications**

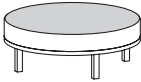
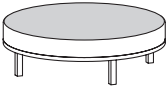
- Wood Finishes - Essentials or Artisan.
- Table has ¾" high density polyurethane foam.
- Plywood construction with locking tenons, glue and screws.
- Linking bracket included.
- Metal legs are 16 gauge steel tube with metal leveling glides.

## Connect Modular Lounge

Description	① Model	Specifications				List Price Per Grade		
<div>Upholstered Table</div> <div></div>	<div>CTS40U</div> <div><div>· 40" square</div><div>· wood top</div><div>· upholstered chassis</div><div>· freestanding application</div><div>· artisan veneer available; specify and add \$198 list</div></div> <td colspan="2">Dimensions</td> <td>D</td> <td>W</td> <td>H</td> <td>COM</td> <td>\$1,771</td>	Dimensions		D	W	H	COM	\$1,771
		Overall		40	40	15	A	\$1,811
		Upholstery			Shipping		B	\$1,840
		COM Ydg		1	Ctn Wt	85	COL/C	\$1,889
		COL Sq Ft		23	Cu Ft	14	D	\$1,955
							E	\$2,018
							F	\$2,117
							G	\$2,224
							H	\$2,337
							I	\$2,517
<div>Upholstered Table</div> <div></div>	<div>CTS50U</div> <div><div>· 50" square</div><div>· wood top</div><div>· upholstered chassis</div><div>· freestanding application</div><div>· artisan veneer available; specify and add \$198 list</div></div> <td colspan="2">Dimensions</td> <td>D</td> <td>W</td> <td>H</td> <td>COM</td> <td>\$1,968</td>	Dimensions		D	W	H	COM	\$1,968
		Overall		50	50	15	A	\$2,014
		Upholstery			Shipping		B	\$2,041
		COM Ydg		1	Ctn Wt	92	COL/C	\$2,093
		COL Sq Ft		23	Cu Ft	21	D	\$2,157
							E	\$2,221
							F	\$2,320
							G	\$2,428
							H	\$2,540
							I	\$2,721
<div>Table</div> <div></div>	<div>CTD30U</div> <div><div>· 30" diameter</div><div>· wood top</div><div>· upholstered chassis</div><div>· freestanding application</div><div>· artisan veneer available; specify and add \$198 list</div></div> <td colspan="2">Dimensions</td> <td>D</td> <td>W</td> <td>H</td> <td>COM</td> <td>\$2,811</td>	Dimensions		D	W	H	COM	\$2,811
		Overall		30		15	A	\$2,866
		Upholstery			Shipping		B	\$2,896
		COM Ydg		1	Ctn Wt	70	COL/C	\$2,943
		COL Sq Ft		23	Cu Ft	10	D	\$3,010
							E	\$3,075
							F	\$3,174
							G	\$3,279
							H	\$3,395
							I	\$3,574
					J	\$3,788		
					L1	\$3,446		
					L2	\$3,594		

C  
O  
K  
C  
0  
0  
2  
0  
5

CONNECT

Description	1 Model	Specifications				List Price Per Grade	
<b>Table</b> 	<b>CTD42U</b> · 42" diameter · wood top · upholstered chassis · freestanding application · artisan veneer available; specify and add \$198 list	<b>Dimensions</b>	<b>D</b>	<b>W</b>	<b>H</b>	<b>COM</b>	<b>\$3,010</b>
		Overall	42		15	<b>A</b>	<b>\$3,067</b>
		<b>Upholstery</b>		<b>Shipping</b>		<b>B</b>	<b>\$3,097</b>
		COM Ydg	1	Ctn Wt	79	<b>COL/C</b>	<b>\$3,148</b>
		COL Sq Ft	23	Cu Ft	18	<b>D</b>	<b>\$3,211</b>
						<b>E</b>	<b>\$3,276</b>
						<b>F</b>	<b>\$3,376</b>
<b>Table</b> 	<b>CTD50U</b> · 50" diameter · wood top · upholstered chassis · freestanding application · artisan veneer available; specify and add \$198 list	<b>Dimensions</b>	<b>D</b>	<b>W</b>	<b>H</b>	<b>COM</b>	<b>\$3,125</b>
		Overall	50		15	<b>A</b>	<b>\$3,187</b>
		<b>Upholstery</b>		<b>Shipping</b>		<b>B</b>	<b>\$3,214</b>
		COM Ydg	1	Ctn Wt	90	<b>COL/C</b>	<b>\$3,266</b>
		COL Sq Ft	23	Cu Ft	25	<b>D</b>	<b>\$3,330</b>
						<b>E</b>	<b>\$3,392</b>
						<b>F</b>	<b>\$3,492</b>
						<b>G</b>	<b>\$3,599</b>
						<b>H</b>	<b>\$3,715</b>
						<b>I</b>	<b>\$3,892</b>
						<b>J</b>	<b>\$4,106</b>
						<b>L1</b>	<b>\$3,763</b>
						<b>L2</b>	<b>\$3,914</b>

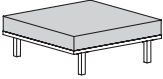
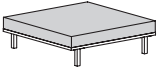

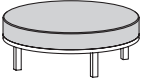
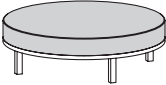
#### To Order, Specify:

- 1 Model Number
- 2 Wood Finish [See Wood Finish Options](#)
- 3 Fabric Selection - vendor, pattern and color  
Visit [www.jsifurniture.com/finishes-and-materials/textiles](http://www.jsifurniture.com/finishes-and-materials/textiles) for our textiles program.  
See selection of standard and graded in manufacturers and patterns.
- 4 Metal Leg Color - [See Metal Leg Color Options](#)
- 5 Optional Coordinating Wood Grain Laminate Available on Table Tops - no up-charge. Finishes with an asterisk have a coordinating laminate available
- 6 Optional Rubber Cushion Nylon Glides - no upcharge
- 7 Product Options

#### Specifications

- Wood Finishes - Essentials or Artisan.
- Plywood construction with locking tenons, glue and screws.
- Metal legs are 16 gauge steel tube with metal leveling glides.

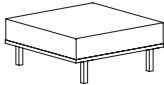
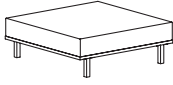

## Connect Modular Lounge

Description	D	W	H	CTN WT	CU FT	① Model	List Price
<b>Wood Table</b>  <ul style="list-style-type: none"> <li>· 40" square</li> <li>· wood top</li> <li>· wood chassis</li> <li>· freestanding application</li> <li>· artisan veneer available; specify and add \$225 list</li> </ul>	40	40	15	85	14	<b>CTS40W</b>	\$1,521
<b>Wood Table</b>  <ul style="list-style-type: none"> <li>· 50" square</li> <li>· wood top</li> <li>· wood chassis</li> <li>· freestanding application</li> <li>· artisan veneer available; specify and add \$225 list</li> </ul>	50	50	15	92	21	<b>CTS50W</b>	\$1,733
<b>Table</b>  <ul style="list-style-type: none"> <li>· 30" diameter</li> <li>· wood top</li> <li>· wood chassis</li> <li>· freestanding application</li> <li>· artisan veneer available; specify and add \$315 list</li> </ul>	30		15	81	10	<b>CTD30W</b>	\$2,772
<b>Table</b>  <ul style="list-style-type: none"> <li>· 42" diameter</li> <li>· wood top</li> <li>· wood chassis</li> <li>· freestanding application</li> <li>· artisan veneer available; specify and add \$315 list</li> </ul>	42		15	90	18	<b>CTD42W</b>	\$3,168
<b>Table</b>  <ul style="list-style-type: none"> <li>· 50" diameter</li> <li>· wood top</li> <li>· wood chassis</li> <li>· freestanding application</li> <li>· artisan veneer available; specify and add \$315 list</li> </ul>	50		15	103	25	<b>CTD50W</b>	\$3,672

CONNECT

C  
O  
K  
C  
0  
0  
2  
0  
5



Description	① Model	Specifications	List Price Per Grade
<b>Ottoman</b> 	<b>CTS400</b> • 40" square • fully upholstered • freestanding application • artisan veneer available; specify and add \$128 list	<b>Dimensions</b>	COM \$1,868
		Overall 40 40 18	A \$1,931
		Seat 40 40 18	B \$2,004
		<b>Upholstery</b>	COL/C \$2,127
		<b>Shipping</b>	D \$2,287
		COM Ydg 2 ½ Ctn Wt 80	E \$2,448
		COL Sq Ft 58 Cu Ft 17	F \$2,697
			G \$2,966
			H \$3,249
			I \$3,698
<b>Ottoman</b> 	<b>CTS500</b> • 50" square • fully upholstered • freestanding application • artisan veneer available; specify and add \$128 list	<b>Dimensions</b>	COM \$1,957
		Overall 50 50 18	A \$2,022
		Seat 50 50 18	B \$2,093
		<b>Upholstery</b>	COL/C \$2,218
		<b>Shipping</b>	D \$2,378
		COM Ydg 2 ½ Ctn Wt 87	E \$2,538
		COL Sq Ft 58 Cu Ft 25	F \$2,787
			G \$3,055
			H \$3,340
			I \$3,787
<b>Ottoman</b> 	<b>CTD300</b> • 30" diameter • fully upholstered • freestanding application • artisan veneer available; specify and add \$128 list	<b>Dimensions</b>	COM \$2,550
		Overall 30 15	A \$2,619
		<b>Upholstery</b>	B \$2,686
		<b>Shipping</b>	COL/C \$2,800
		COM Ydg 2 ¼ Ctn Wt 65	D \$2,941
		COL Sq Ft 52 Cu Ft 10	E \$3,087
			F \$3,310
			G \$3,552
			H \$3,810
			I \$4,210

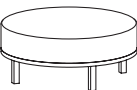
#### To Order, Specify:

- ① Model Number
- ② Wood Finish [See Wood Finish Options](#)
- ③ Fabric Selection - vendor, pattern and color  
Visit [www.jsifurniture.com/finishes-and-materials/textiles](http://www.jsifurniture.com/finishes-and-materials/textiles) for our textiles program.  
See selection of standard and graded in manufacturers and patterns.
- ④ Metal Leg Color - [See Metal Leg Color Options](#)
- ⑤ Optional Coordinating Wood Grain Laminate Available on Table Tops - no up-charge. Finishes with an asterisk have a coordinating laminate available
- ⑥ Optional Rubber Cushion Nylon Glides - no upcharge
- ⑦ Product Options


#### Specifications

- Wood Finishes - Essentials or Artisan.
- Plywood construction with locking tenons, glue and screws.
- Metal legs are 16 gauge steel tube with metal leveling glides.

Connect Modular Lounge

Description	① Model	Specifications				List Price Per Grade		
<div>Ottoman</div> 	<b>CTD420</b> <ul style="list-style-type: none"><li>· 42" diameter</li><li>· fully upholstered</li><li>· freestanding application</li><li>· artisan veneer available; specify and add \$128 list</li></ul>	Dimensions		D	W	H	COM	\$2,663
		Overall		42		15	A	\$2,743
		Upholstery			Shipping		B	\$2,812
		COM Ydg	2 ½	Ctn Wt	74	COL/C	\$2,938	
		COL Sq Ft	58	Cu Ft	18	D	\$3,097	
						E	\$3,258	
						F	\$3,510	
						G	\$3,777	
						H	\$4,063	
						I	\$4,507	
				J	\$5,042			
				L1	\$4,185			
				L2	\$4,560			

Ottoman



CTD500

· 50" diameter

· fully upholstered

· freestanding application

· artisan veneer available; specify and add \$128 list

Dimensions		D	W	H
Overall		50		15
Upholstery		Shipping		
COM Ydg	2 ¾	Ctn Wt	84	
COL Sq Ft	64	Cu Ft	25	

COM \$2,780

A \$2,861

B \$2,940

COL/C \$3,078

D \$3,254

E \$3,429

F \$3,706

G \$4,001

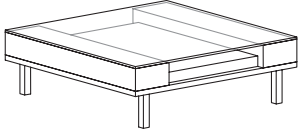
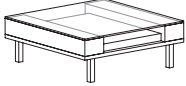
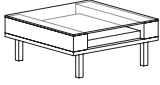
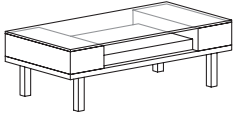
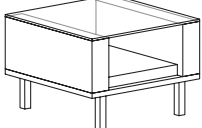
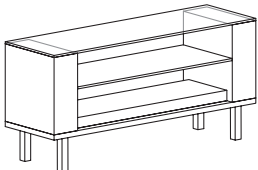
H \$4,313

I \$4,802

J \$5,391

L1 \$4,450

L2 \$4,863

Description	D	W	H	CTN WT	CU FT	① Model	List Price
<b>Magazine Table</b>  <ul style="list-style-type: none"> <li>· glass top</li> <li>· freestanding application</li> <li>· artisan veneer available; specify and add \$225 list</li> </ul>	48	48	15	202	30	<b>CT4848-15</b>	\$3,678
<b>Magazine Table</b>  <ul style="list-style-type: none"> <li>· glass top</li> <li>· freestanding application</li> <li>· artisan veneer available; specify and add \$225 list</li> </ul>	42	42	15	173	21	<b>CT4242-15</b>	\$3,429
<b>Magazine Table</b>  <ul style="list-style-type: none"> <li>· glass top</li> <li>· freestanding application</li> <li>· artisan veneer available; specify and add \$225 list</li> </ul>	36	36	15	145	16	<b>CT3636-15</b>	\$3,243
<b>Magazine Table</b>  <ul style="list-style-type: none"> <li>· glass top</li> <li>· freestanding application</li> <li>· artisan veneer available; specify and add \$225 list</li> </ul>	24	48	15	137	15	<b>CT2448-15</b>	\$3,205
<b>End Table</b>  <ul style="list-style-type: none"> <li>· glass top</li> <li>· freestanding application</li> <li>· artisan veneer available; specify and add \$225 list</li> </ul>	32	32	22	134	18	<b>CT3232-22</b>	\$3,074
<b>Sofa Table</b>  <ul style="list-style-type: none"> <li>· glass top and shelf</li> <li>· freestanding application</li> <li>· artisan veneer available; specify and add \$225 list</li> </ul>	18	60	28	182	25	<b>CT1860-28</b>	\$4,475

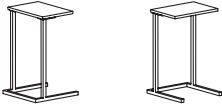
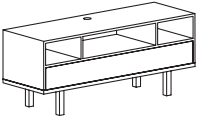
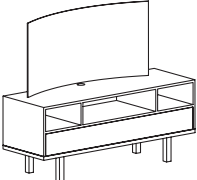
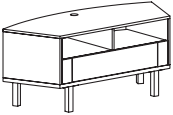
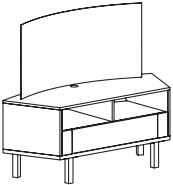
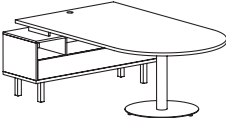
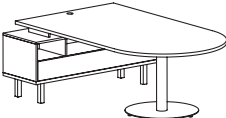
**To Order, Specify:**

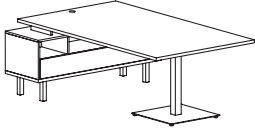
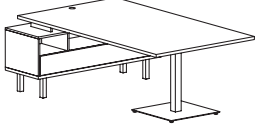
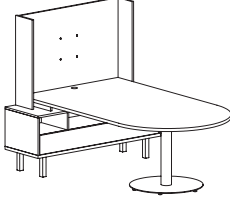
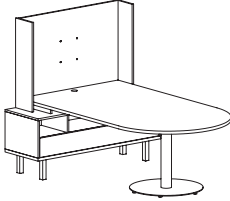
- ① Model Number
- ② Wood Finish [See Wood Finish Options](#)
- ③ Metal Leg Color - [See Metal Leg Color Options](#)
- ④ Optional Coordinating Wood Grain Laminate Available on Main Horizontal Surface - no upcharge. Finishes with an asterick have a coordinating laminate available.
- ⑤ Optional Rubber Cushion Nylon Glides - no upcharge
- ⑥ Product Options

**Specifications**

- Wood Finishes - Essentials or Artisan.
- Plywood construction with locking tenons, glue and screws.
- Linking bracket included.
- Metal legs are 16 gauge steel tube with metal leveling glides.

## Connect Modular Lounge

Description	D	W	H	CTN WT	CU FT	① Model	List Price
<b>Pull Up Table</b>  <ul style="list-style-type: none"> <li>· ¾" top thickness</li> <li>· 12" top depth</li> <li>· artisan veneer available; specify and add \$66 list</li> </ul>	17	17	27	15	3	<b>CT1717LTT</b>	\$1,320
<b>Media Cabinet</b>  <ul style="list-style-type: none"> <li>· one surface grommet</li> <li>· lower hinged access panel</li> <li>· artisan veneer available; specify and add \$280 list</li> </ul>	20	60	25	140	22	<b>CT2060M</b>	\$2,567
<b>Media Cabinet</b>  <ul style="list-style-type: none"> <li>· frosted acrylic screen - ¼"d x 50"w x 26"h</li> <li>· one surface grommet</li> <li>· lower hinged access panel</li> <li>· artisan veneer available; specify and add \$280 list</li> </ul>	20	60	25	140	22	<b>CT2060MAS</b>	\$2,992
<b>Media Cabinet</b>  <ul style="list-style-type: none"> <li>· 45 degree radius</li> <li>· 77" outside radius</li> <li>· 24 ⅝" deep at deepest point</li> <li>· 45" front width</li> <li>· one surface grommet</li> <li>· lower hinged access panel</li> <li>· artisan veneer available; specify and add \$280 list</li> </ul>	20	60	25	130	23	<b>CT2060MC</b>	\$2,551
<b>Media Cabinet</b>  <ul style="list-style-type: none"> <li>· frosted acrylic screen - ¼"d x 50"w x 26"h</li> <li>· 45 degree radius</li> <li>· 77" outside radius</li> <li>· 24 ⅝" deep at deepest point</li> <li>· 45" front width</li> <li>· one surface grommet</li> <li>· lower hinged access panel</li> <li>· artisan veneer available; specify and add \$280 list</li> </ul>	20	60	25	130	23	<b>CT2060MCAS</b>	\$2,977
<b>Media Activity Center</b>  <ul style="list-style-type: none"> <li>· bullet shape top</li> <li>· one surface grommet</li> <li>· base has a 4" diameter column with 24" diameter disc</li> <li>· R3 edge on worksurface</li> <li>· top thickness 1 ⅜"</li> <li>· worksurface height 29"</li> <li>· media cabinet included</li> <li>· artisan veneer available; specify and add \$417 list</li> </ul>	84	60	29	335	40	<b>CT6084MACB</b>	\$4,682
<b>Media Activity Center</b>  <ul style="list-style-type: none"> <li>· bullet shape top</li> <li>· one surface grommet</li> <li>· base has a 4" diameter column with 24" diameter disc</li> <li>· R3 edge on worksurface</li> <li>· top thickness 1 ⅜"</li> <li>· worksurface height 29"</li> <li>· media cabinet included</li> <li>· artisan veneer available; specify and add \$417 list</li> </ul>	72	60	29	310	39	<b>CT6072MACB</b>	\$4,508

Description	D	W	H	CTN WT	CU FT	① Model	List Price
<b>Media Activity Center</b>  <ul style="list-style-type: none"> <li>rectangular shape top</li> <li>one surface grommet</li> <li>base has a 3" x 3" square column with an 18" x 18" square base</li> <li>R3 edge on worksurface</li> <li>top thickness 1 3/16"</li> <li>worksurface height 29"</li> <li>media cabinet included</li> <li>artisan veneer available; specify and add \$417 list</li> </ul>	84	60	29	344	40	<b>CT6084MACR</b>	\$4,982
<b>Media Activity Center</b>  <ul style="list-style-type: none"> <li>rectangular shape top</li> <li>one surface grommet</li> <li>base has a 3" x 3" square column with an 18" x 18" square base</li> <li>R3 edge on worksurface</li> <li>top thickness 1 3/16"</li> <li>worksurface height 29"</li> <li>media cabinet included</li> <li>artisan veneer available; specify and add \$417 list</li> </ul>	72	60	29	319	39	<b>CT6072MACR</b>	\$4,808
<b>Media Activity Center</b>  <ul style="list-style-type: none"> <li>bullet shape top</li> <li>one surface grommet</li> <li>base has a 4" diameter column with 24" diameter disc</li> <li>R3 edge on worksurface</li> <li>top thickness 1 3/16"</li> <li>worksurface height 29"</li> <li>back wall panel is 31" high from top of worksurface to top of panel</li> <li>back wall panel is 48" wide, from inside panel to inside panel</li> <li>back wall ships KD</li> <li>media cabinet and TV mount included</li> <li>TV not included</li> <li>artisan veneer available; specify and add \$417 list</li> </ul>	84	60	29	350	40	<b>CT6084MACBW</b>	\$5,677
<b>Media Activity Center</b>  <ul style="list-style-type: none"> <li>bullet shape top</li> <li>one surface grommet</li> <li>base has a 4" diameter column with 24" diameter disc</li> <li>R3 edge on worksurface</li> <li>top thickness 1 3/16"</li> <li>worksurface height 29"</li> <li>back wall panel is 31" high from top of worksurface to top of panel</li> <li>back wall panel is 48" wide, from inside panel to inside panel</li> <li>back wall ships KD</li> <li>media cabinet and TV mount included</li> <li>TV not included</li> <li>artisan veneer available; specify and add \$417 list</li> </ul>	72	60	29	325	29	<b>CT6072MACBW</b>	\$5,503

**To Order, Specify:**

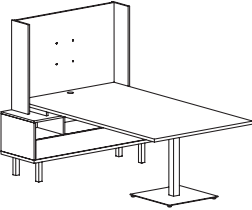
- ① Model Number
- ② Wood Finish [See Wood Finish Options](#)
- ③ Metal Leg Color - [See Metal Leg Color Options](#)
- ④ Optional Coordinating Wood Grain Laminate Available on Main Horizontal Surface - no upcharge. Finishes with an asterick have a coordinating laminate available.
- ⑤ Optional Rubber Cushion Nylon Glides - no upcharge
- ⑥ Product Options

**Specifications**

- Wood Finishes - Essentials or Artisan.
- Plywood construction with locking tenons, glue and screws.
- Linking bracket included.
- Metal legs are 16 gauge steel tube with metal leveling glides.

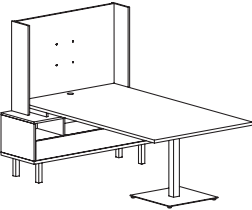
Connect Modular Lounge

Description	D	W	H	CTN WT	CU FT	① Model	List Price
Media Activity Center	84	60	29	359	40	CT6084MACRW	\$5,978



- rectangular shape top
- one surface grommet
- base has a 3" x 3" square column with an 18" x 18" square base
- R3 edge on worksurface
- top thickness 1 3/16"
- worksurface height 29"
- back wall panel is 31" high from top of worksurface to top of panel
- back wall panel is 48" wide, from inside panel to inside panel
- back wall ships KD
- media cabinet and TV mount included
- artisan veneer available; specify and add \$417 list

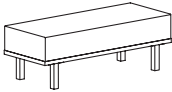
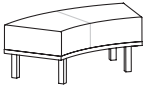
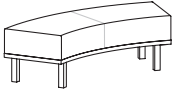
Media Activity Center	72	60	29	329	39	CT6072MACRW	\$5,804
-----------------------	----	----	----	-----	----	-------------	---------



- rectangular shape top
- one surface grommet
- base has a 3" x 3" square column with an 18" x 18" square base
- R3 edge on worksurface
- top thickness 1 3/16"
- worksurface height 29"
- back wall panel is 31" high from top of worksurface to top of panel
- back wall panel is 48" wide, from inside panel to inside panel
- back wall ships KD
- media cabinet and TV mount included
- artisan veneer available; specify and add \$417 list

C  
O  
K  
C  
0  
0  
2  
0  
5

CONNECT

Description	1 Model	Specifications	List Price Per Grade
<b>Media Bench</b> 	<b>CTR20500</b> • used with media cabinet • artisan veneer available; specify and add \$128 list	<b>Dimensions</b>	COM \$1,678
		Overall 20 50 18	A \$1,727
		Seat 20 50	B \$1,770
		<b>Upholstery</b>	COL/C \$1,843
		<b>Shipping</b>	D \$1,939
		COM Ydg 1 ½ Ctn Wt 52	E \$2,035
		COL Sq Ft 35 Cu Ft 11	F \$2,186
			G \$2,348
			H \$2,516
			I \$2,784
<b>Curved Media Bench</b> 	<b>CTI20420</b> • 45 degree • 42" inside radius • 62" outside radius • used with media cabinet • artisan veneer available; specify and add \$128 list	<b>Dimensions</b>	COM \$1,989
		Overall 20 18	A \$2,042
		Seat 20	B \$2,095
		<b>Upholstery</b>	COL/C \$2,182
		<b>Shipping</b>	D \$2,294
		COM Ydg 1 ¾ Ctn Wt 51	E \$2,405
		COL Sq Ft 41 Cu Ft 12	F \$2,580
			G \$2,770
			H \$2,968
			I \$3,279
<b>Curved Media Bench</b> 	<b>CTI20570</b> • 45 degree • 57" inside radius • 77" outside radius • used with media cabinet • artisan veneer available; specify and add \$128 list	<b>Dimensions</b>	COM \$2,004
		Overall 20 18	A \$2,063
		Seat 20	B \$2,119
		<b>Upholstery</b>	COL/C \$2,220
		<b>Shipping</b>	D \$2,349
		COM Ydg 2 Ctn Wt 54	E \$2,476
		COL Sq Ft 46 Cu Ft 16	F \$2,677
			G \$2,892
			H \$3,120
			I \$3,474


**To Order, Specify:**

- 1 Model Number
- 2 Wood Finish [See Wood Finish Options](#)
- 3 Fabric Selection - vendor, pattern and color  
Visit [www.jsifurniture.com/finishes-and-materials/textiles](http://www.jsifurniture.com/finishes-and-materials/textiles) for our textiles program.  
See selection of standard and graded in manufacturers and patterns.
- 4 Metal Leg Color - [See Metal Leg Color Options](#)
- 5 Optional Coordinating Wood Grain Laminate Available on Main Horizontal Surface - no upcharge. Finishes with an asterick have a coordinating laminate available.
- 6 Optional Rubber Cushion Nylon Glides - no upcharge
- 7 Product Options

**Specifications**




- Wood Finishes - Essentials or Artisan.
- Seating has synthetic sheet webbing with cross strap reinforcement, 4¼" high density polyurethane foam.
- Plywood construction with locking tenons, glue and screws.
- Linking bracket included.
- Metal legs are 16 gauge steel tube with metal leveling glides.

Description	D	W	H	CTN WT	CU FT	❶ Model	List Price
Power Center Under Mount	6	3 5⁄8	2 1⁄2	4	1	EC21	\$525



- mounts under platform or surface
- field installable
- one power receptacle - 110 volt, one dual USB port
- 10' power cord with molded plug
- specify Black (B) or White (W) finish



Description	D	W	H	CTN WT	CU FT	① Model	List Price
<b>Mini Power and Data Tilt Up</b>  <ul style="list-style-type: none"> <li>• fluid one touch tilt up access</li> <li>• one power receptacle - 120 volt; 15 amp and one opening for voice/data port</li> <li>• adapter kit provided to accept jack from most manufacturers</li> <li>• 72" power cord with molded plug</li> <li>• drop in field installation required</li> <li>• UL listed component</li> <li>• available in Silver finish</li> <li>• cut out provided in Media Activity Center at specified location</li> </ul>	4 ¼	5 ½		6	1	<b>EC10</b>	\$382
<b>Mini Power Tilt Up</b>  <ul style="list-style-type: none"> <li>• fluid one touch tilt up access</li> <li>• two power receptacles - 120 volt; 15 amp</li> <li>• 72" power cord with molded plug</li> <li>• drop in field installation required</li> <li>• UL listed component</li> <li>• available in Silver finish</li> <li>• cut out provided in Media Activity Center at specified location</li> </ul>	4 ¼	5 ½		6	1	<b>EC11</b>	\$397
<b>Mini Power and USB Tilt Up</b>  <ul style="list-style-type: none"> <li>• fluid one touch tilt up access</li> <li>• one power receptacle - 120 volt; 15 amp dual powered USB</li> <li>• 72" power cord with molded plug</li> <li>• drop in field installation required</li> <li>• UL listed component</li> <li>• available in Silver finish</li> <li>• cut out provided in Media Activity Center at specified location</li> </ul>	4 ¼	5 ½		6	1	<b>EC12</b>	\$428

**To Order, Specify:**

① Model Number

Encore

Encore Lounge Order Check List:



**Specify:**

- ☐ 1. Model Number
- ☐ 2. Wood Species - Maple (M)
- ☐ 3. Wood Finish
- ☐ 4. Fabric Selection - vendor, pattern and color
- ☐ 5. Leg Style - disk or column
- ☐ 6. Leg/Trim Color - Black Sandtex (BSX) or Stardust Silver (STS)
- ☐ 7. Optional Easy Mobility Package - add \$165 list per chair; available on any single seat, non-wedge lounge

Example:

EN9201UW	M	BAR	MOMENTUM	VOX	MYSTIC	COLUMN	BLACK SANDTEX
(model #)	(wood species)	(finish)	(fabric vendor)	(pattern name)	(pattern color)	(leg style)	(leg color)

1. Model Number

2. Wood Species - Maple (M)

3. Wood Finish Options:

BAR	Barrel	MCH	Mocha*
BRK	Brickdust*	OBK	Outback*
BUF	Buff	PIL	Pilsner*
CSK	Cask*	PIN	Pinnacle Walnut*
CND	Cinder	RAV	Raven
CLY	Clay*	RYE	Rye
EGR	Egret*	SAB	Sable
FAW	Fawn*	SAD	Saddle
FLX	Flax	SIE	Sienna
FLN	Flint*	TRF	Truffle
FLO	Florence Walnut*	UMB	Umber*
LOF	Loft*	VAL	Valley*
MES	Mesa*	WLH	Walnut Heights*
MIN	Mineral*		

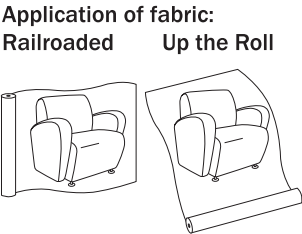
\* finishes have a coordinating laminate top option

4. Fabric Selection - Please supply the following:  
Fabric vendor/Pattern name/Pattern color  
[For a complete list of JSI Standard and Graded-In Textiles click here](#)

When specifying contrasting upholstery, indicate clearly which upholstery is to be applied to the seat, back and arms. Use higher grade pricing.  
• Indicate direction of fabric - Railroaded or Up the Roll  
• Please provide illustration, if available

**All COM orders must include the following:**  
• Vendor's name, pattern name and color  
• Sample of the fabric attached to order  
• Model numbers of items for fabric application  
• Special application instructions (e.g., all stripes will be front to back unless specified otherwise)  
• Customer and purchase order number

Ship prepaid COM material to:  
JSI  
Attn: COM Department  
201 East Martin Street  
Receiving B, Dock 71  
Orleans, IN 47452



All COM orders will ship at standard lead time from receipt of COM except for orders requiring special custom matched finishes.

ENCORE

C  
O  
K  
C  
0  
0  
2  
0  
5

## 5. Leg Style Options:

### Lounge Leg Style



- Lounge Disk Leg**
- adjustable height glide
  - nylon glide



- Lounge Column Leg**
- fixed height
  - nylon glide



**Lounge Caster**

### Table Leg Style



- Table Disk Leg**
- adjustable height glide
  - nylon glide



- Lounge Column Leg**
- fixed height
  - nylon glide

---

## 6. Leg/Trim Color - Black Sandtex (BSX) or Stardust Silver (STS); all metal/trim color will match

---

## 7. Easy Mobility Package Option - add \$165 list per chair








- available on any single seat, non-wedge lounge
- front casters, back legs for easy mobility
- handle attached on back

---




## 8. Optional Coordinating Wood Grain Laminate Available on Wood Cap Arms, Tablet Arm and Table Tops - no upcharge.

## Encore

C  
O  
K  
C  
0  
0  
2  
0  
5

Description	① Model	Specifications	List Price Per Grade																												
<b>Single Seat</b> 	<b>EN9201U</b> <ul style="list-style-type: none"> <li>optional easy mobility package - add \$165 list per chair</li> <li>optional tablet available on right or left arm (as seated in unit); specify when ordering and add \$451 list</li> </ul>	<table> <tr> <th>Dimensions</th><th>D</th><th>W</th><th>H</th></tr> <tr> <td>Overall</td><td>29</td><td>35 ½</td><td>32</td></tr> <tr> <td>Seat</td><td>20 ½</td><td>23 ½</td><td>18</td></tr> <tr> <td>Arm</td><td></td><td></td><td>26</td></tr> <tr> <th>Upholstery</th><th colspan="3">Shipping</th></tr> <tr> <td>COM Ydg</td><td>6</td><td>Ctn Wt</td><td>80</td></tr> <tr> <td>COL Sq Ft</td><td>120</td><td>Cu Ft</td><td>21</td></tr> </table>	Dimensions	D	W	H	Overall	29	35 ½	32	Seat	20 ½	23 ½	18	Arm			26	Upholstery	Shipping			COM Ydg	6	Ctn Wt	80	COL Sq Ft	120	Cu Ft	21	COM \$2,721 A \$2,799 B \$2,957 COL/C \$3,232 D \$3,586 E \$3,938 F \$4,311 G \$4,839 H \$5,404 I \$6,286 J \$7,346 L1 \$5,229 L2 \$5,864
Dimensions	D	W	H																												
Overall	29	35 ½	32																												
Seat	20 ½	23 ½	18																												
Arm			26																												
Upholstery	Shipping																														
COM Ydg	6	Ctn Wt	80																												
COL Sq Ft	120	Cu Ft	21																												
<b>Single Seat with Folding Tablet Arm</b>  tablet on right arm  tablet arm stowed  easy mobility package	<b>EN9251</b> <ul style="list-style-type: none"> <li>tablet arm: 19 ¼" x 10 ¾"</li> <li>¾" thick tablet features beveled edge</li> <li>tablet height: 27"</li> <li>rotating tablet with tilt and stow mechanism</li> <li>clearance for tablet operations is 10"</li> <li>includes easy mobility package</li> <li>tablet available on right or left arm (as seated in unit); specify when ordering</li> </ul>	<table> <tr> <th>Dimensions</th><th>D</th><th>W</th><th>H</th></tr> <tr> <td>Overall</td><td>29</td><td>36 ½</td><td>32</td></tr> <tr> <td>Seat</td><td>20 ½</td><td>23 ½</td><td>18</td></tr> <tr> <td>Arm</td><td></td><td></td><td>26</td></tr> <tr> <th>Upholstery</th><th colspan="3">Shipping</th></tr> <tr> <td>COM Ydg</td><td>6 ¼</td><td>Ctn Wt</td><td>85</td></tr> <tr> <td>COL Sq Ft</td><td>125</td><td>Cu Ft</td><td>21</td></tr> </table>	Dimensions	D	W	H	Overall	29	36 ½	32	Seat	20 ½	23 ½	18	Arm			26	Upholstery	Shipping			COM Ydg	6 ¼	Ctn Wt	85	COL Sq Ft	125	Cu Ft	21	COM \$3,191 A \$3,273 B \$3,438 COL/C \$3,724 D \$4,092 E \$4,458 F \$4,848 G \$5,401 H \$5,987 I \$6,907 J \$8,010 L1 \$5,805 L2 \$6,464
Dimensions	D	W	H																												
Overall	29	36 ½	32																												
Seat	20 ½	23 ½	18																												
Arm			26																												
Upholstery	Shipping																														
COM Ydg	6 ¼	Ctn Wt	85																												
COL Sq Ft	125	Cu Ft	21																												
<b>Single Seat with Wood Cap Arm</b> 	<b>EN9201UW</b> <ul style="list-style-type: none"> <li>metal spacers will match leg color</li> <li>optional easy mobility package - add \$165 list per chair</li> </ul>	<table> <tr> <th>Dimensions</th><th>D</th><th>W</th><th>H</th></tr> <tr> <td>Overall</td><td>30</td><td>36 ½</td><td>32</td></tr> <tr> <td>Seat</td><td>20 ½</td><td>23 ½</td><td>18</td></tr> <tr> <td>Arm</td><td></td><td></td><td>24 ½</td></tr> <tr> <th>Upholstery</th><th colspan="3">Shipping</th></tr> <tr> <td>COM Ydg</td><td>6</td><td>Ctn Wt</td><td>80</td></tr> <tr> <td>COL Sq Ft</td><td>120</td><td>Cu Ft</td><td>21</td></tr> </table>	Dimensions	D	W	H	Overall	30	36 ½	32	Seat	20 ½	23 ½	18	Arm			24 ½	Upholstery	Shipping			COM Ydg	6	Ctn Wt	80	COL Sq Ft	120	Cu Ft	21	COM \$2,909 A \$2,989 B \$3,147 COL/C \$3,421 D \$3,776 E \$4,128 F \$4,500 G \$5,029 H \$5,593 I \$6,475 J \$7,536 L1 \$5,416 L2 \$6,053
Dimensions	D	W	H																												
Overall	30	36 ½	32																												
Seat	20 ½	23 ½	18																												
Arm			24 ½																												
Upholstery	Shipping																														
COM Ydg	6	Ctn Wt	80																												
COL Sq Ft	120	Cu Ft	21																												

ENCORE

Description	① Model	Specifications	List Price Per Grade																														
<div>Single Seat with Open Wood Cap Arm</div> <div></div>	<div>EN9201W</div> <div><ul style="list-style-type: none"><li>metal arm support will match leg color</li><li>optional easy mobility package - add \$165 list per chair</li></ul></div>	<table><tr><th>Dimensions</th><th>D</th><th>W</th><th>H</th></tr><tr><td>Overall</td><td>30</td><td>36 ½</td><td>32</td></tr><tr><td>Seat</td><td>20 ½</td><td>23 ½</td><td>18</td></tr><tr><td>Arm</td><td></td><td></td><td>24 ½</td></tr><tr><th>Upholstery</th><th colspan="3">Shipping</th></tr><tr><td>COM Ydg</td><td>3</td><td>Ctn Wt</td><td>64</td></tr><tr><td>COL Sq Ft</td><td>60</td><td>Cu Ft</td><td>21</td></tr></table>	Dimensions	D	W	H	Overall	30	36 ½	32	Seat	20 ½	23 ½	18	Arm			24 ½	Upholstery	Shipping			COM Ydg	3	Ctn Wt	64	COL Sq Ft	60	Cu Ft	21	<div>COM \$2,167</div> <div>A \$2,204</div> <div>B \$2,285</div> <div>COL/C \$2,423</div> <div>D \$2,600</div> <div>E \$2,775</div> <div>F \$2,960</div> <div>G \$3,227</div> <div>H \$3,507</div> <div>I \$3,951</div> <div>J \$4,481</div> <div>L1 \$3,422</div> <div>L2 \$3,741</div>		
		Dimensions	D	W	H																												
		Overall	30	36 ½	32																												
		Seat	20 ½	23 ½	18																												
		Arm			24 ½																												
		Upholstery	Shipping																														
		COM Ydg	3	Ctn Wt	64																												
		COL Sq Ft	60	Cu Ft	21																												
		<div>Single Seat</div> <div><div></div><div>EN9201T-R right</div><div></div><div>EN9201T-L left</div></div>	<div>EN9201T-R</div> <div>EN9201T-L</div> <div><ul style="list-style-type: none"><li>360° swivel tablet arm</li><li>optional tilt-out power available; specify right or left (as seated in unit); see page EN19 for more details</li><li>tablet features flat edge</li><li>metal tablet arm will match leg color</li><li>optional easy mobility package - add \$165 list per chair</li></ul></div>	<table><tr><th>Dimensions</th><th>D</th><th>W</th><th>H</th></tr><tr><td>Overall</td><td>29</td><td>30 ½</td><td>32</td></tr><tr><td>Seat</td><td>20 ½</td><td>23 ½</td><td>18</td></tr><tr><td>Arm</td><td></td><td></td><td>24 ½</td></tr><tr><th>Upholstery</th><th colspan="3">Shipping</th></tr><tr><td>COM Ydg</td><td>3</td><td>Ctn Wt</td><td>55</td></tr><tr><td>COL Sq Ft</td><td>60</td><td>Cu Ft</td><td>18</td></tr></table>	Dimensions	D	W	H	Overall	29	30 ½	32	Seat	20 ½	23 ½	18	Arm			24 ½	Upholstery	Shipping			COM Ydg	3	Ctn Wt	55	COL Sq Ft	60	Cu Ft	18	<div>COM \$1,730</div> <div>A \$1,768</div> <div>B \$1,848</div> <div>COL/C \$1,985</div> <div>D \$2,163</div> <div>E \$2,337</div> <div>F \$2,525</div> <div>G \$2,791</div> <div>H \$3,071</div> <div>I \$3,512</div> <div>J \$4,043</div> <div>L1 \$2,985</div> <div>L2 \$3,302</div>
				Dimensions	D	W	H																										
Overall	29			30 ½	32																												
Seat	20 ½			23 ½	18																												
Arm					24 ½																												
Upholstery	Shipping																																
COM Ydg	3			Ctn Wt	55																												
COL Sq Ft	60			Cu Ft	18																												

#### To Order, Specify:


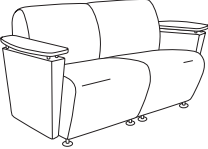
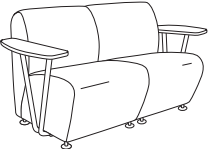

- ① Model Number
- ② Wood Species - Maple (M)
- ③ Wood Finish [See Wood Finish Options](#)
- ④ Fabric Selection - vendor, pattern and color  
Visit [www.jsifurniture.com/finishes-and-materials/textiles](http://www.jsifurniture.com/finishes-and-materials/textiles) for our textiles program.  
See selection of standard and graded in manufacturers and patterns.
- ⑤ Leg Style and Color
- ⑥ Metal Color - Black Sandtex (BSX) or Stardust Silver (STS)
- ⑦ Optional Easy Mobility Package - add \$165 list per chair; available on any single seat, non-wedge lounge. Optional Coordinating Wood Grain Laminate Available on Wood Cap Arms and Tablet Arm - no upcharge. Finishes with an asterisk have a coordinating laminate available.

#### Specifications

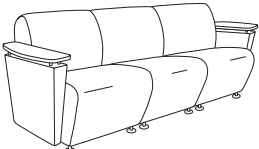
- Wood species - Maple.
- Seat has 8 ½" high density polyurethane foam.
- Back has 7 ½" high density polyurethane foam.
- Upholstered arms have 4 ½" high density polyurethane foam.
- Wood caps and tablet are ¾" thick
- Plywood construction with spiral grooved solid wood dowels, glue and screws.
- Some assembly required.
- Standard with nylon glides.

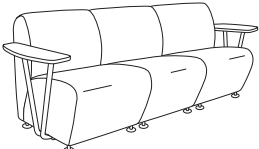
Encore

C  
O  
K  
C  
0  
0  
2  
0  
5

Description	① Model	Specifications	List Price Per Grade
<b>Two Seat</b> 	<b>EN9202U</b> · optional tablet available on right or left arm (as seated in unit); specify when ordering and add \$451 list	<b>Dimensions</b>	<b>COM</b> \$4,228
		<b>D</b>	<b>A</b> \$4,345
		<b>W</b>	<b>B</b> \$4,581
		<b>H</b>	<b>COL/C</b> \$4,992
		Overall	<b>D</b> \$5,521
		Seat	<b>E</b> \$6,052
		Arm	<b>F</b> \$6,610
		<b>Upholstery</b>	<b>G</b> \$7,405
		<b>Shipping</b>	<b>H</b> \$8,252
		COM Ydg	<b>I</b> \$9,575
<b>Two Seat with Wood Cap Arm</b> 	<b>EN9202UW</b> · metal spacers will match leg color	<b>D</b>	<b>J</b> \$11,165
		<b>W</b>	<b>L1</b> \$7,989
		<b>H</b>	<b>L2</b> \$8,942
		Overall	<b>COM</b> \$4,418
		Seat	<b>A</b> \$4,536
		Arm	<b>B</b> \$4,773
		<b>Upholstery</b>	<b>COL/C</b> \$5,184
		<b>Shipping</b>	<b>D</b> \$5,712
		COM Ydg	<b>E</b> \$6,243
		COL Sq Ft	<b>F</b> \$6,802
<b>Two Seat with Open Wood Cap Arm</b> 	<b>EN9202W</b> · metal arm support will match leg color	<b>D</b>	<b>G</b> \$7,595
		<b>W</b>	<b>H</b> \$8,445
		<b>H</b>	<b>I</b> \$9,767
		Overall	<b>J</b> \$11,356
		Seat	<b>L1</b> \$8,178
		Arm	<b>L2</b> \$9,131
		<b>Upholstery</b>	<b>COM</b> \$3,683
		<b>Shipping</b>	<b>A</b> \$3,757
		COM Ydg	<b>B</b> \$3,916
		COL Sq Ft	<b>COL/C</b> \$4,191
<b>Three Seat</b> 	<b>EN9203U</b> · optional tablet available on right or left arm (as seated in unit); specify when ordering and add \$451 list	<b>D</b>	<b>D</b> \$4,544
		<b>W</b>	<b>E</b> \$4,898
		<b>H</b>	<b>F</b> \$5,270
		Overall	<b>G</b> \$5,800
		Seat	<b>H</b> \$6,363
		Arm	<b>I</b> \$7,249
		<b>Upholstery</b>	<b>J</b> \$8,307
		<b>Shipping</b>	<b>L1</b> \$6,190
		COM Ydg	<b>L2</b> \$6,824
		COL Sq Ft	<b>COM</b> \$5,741

ENCORE

Description	① Model	Specifications				List Price Per Grade	
<div>Three Seat with Wood Cap Arm</div> 	<div>EN9203UW</div> <div>· metal spacers will match leg color</div>	Dimensions	D	W	H	COM	\$5,930
		Overall	30	84	32	A	\$6,088
		Seat	20 ½	70 ¾	18	B	\$6,402
		Arm			24 ½	COL/C	\$6,950
		Upholstery		Shipping		D	\$7,658
		COM Ydg	12	Ctn Wt	180	E	\$8,365
		COL Sq Ft	240	Cu Ft	49	F	\$9,108
						G	\$10,168
				H	\$11,297		
				I	\$13,062		
				J	\$15,182		
				L1	\$10,947		
				L2	\$12,216		

<div>Three Seat with Open Wood Cap Arm</div> 	<div>EN9203W</div> <div>· metal arm support will match leg color</div>	Dimensions	D	W	H	COM	\$5,187
		Overall	30	84	32	A	\$5,304
		Seat	20 ½	70 ¾	18	B	\$5,542
		Arm			24 ½	COL/C	\$5,954
		Upholstery		Shipping		D	\$6,485
		COM Ydg	9	Ctn Wt	164	E	\$7,012
		COL Sq Ft	180	Cu Ft	49	F	\$7,573
						G	\$8,366
						H	\$9,212
						I	\$10,538
						J	\$12,125
						L1	\$8,949
						L2	\$9,903

**To Order, Specify:**

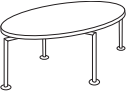
- ① Model Number
- ② Wood Species - Maple (M)
- ③ Wood Finish [See Wood Finish Options](#)
- ④ Fabric Selection - vendor, pattern and color  
Visit [www.jsifurniture.com/finishes-and-materials/textiles](http://www.jsifurniture.com/finishes-and-materials/textiles) for our textiles program.  
See selection of standard and graded in manufacturers and patterns.
- ⑤ Leg Style and Color
- ⑥ Metal Color - Black Sandtex (BSX) or Stardust Silver (STS)
- ⑦ Optional Coordinating Wood Grain Laminate Available on Wood Cap Arms and Tablet Arm - no upcharge. Finishes with an asterisk have a coordinating laminate available.

**Specifications**

- Wood species - Maple.
- Seat has 8 ½" high density polyurethane foam.
- Back has 7 ½" high density polyurethane foam.
- Upholstered arms have 4 ½" high density polyurethane foam.
- Wood caps and tablet are ¾" thick
- Plywood construction with spiral grooved solid wood dowels, glue and screws.
- Some assembly required.
- Standard with nylon glides.

Encore Freestanding Tables

Description	D	W	H	CTN WT	CU FT	① Model	List Price
Oval Magazine Table	21 ½	42 ½	17	25	3	EN2142	\$1,536



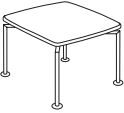
Round Magazine Table	36 ½	36 ½	17	28	4	EN36R	\$1,426
	30 ½	30 ½	17	25	3	EN30R	\$1,386



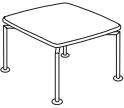
Rectangular Magazine Table	24 ½	48 ½	17	30	4	EN2448	\$1,342
----------------------------	------	------	----	----	---	--------	---------



Square End Table	30 ¾	30 ¾	22 ¼	25	3	EN3030-22	\$1,300
	24 ¾	24 ¾	22 ¼	20	3	EN2424-22	\$1,129



Square Magazine Table	30 ¾	30 ¾	17	25	3	EN3030-17	\$1,268
	24 ¾	24 ¾	17	20	3	EN2424-17	\$1,102



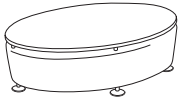
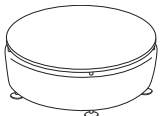
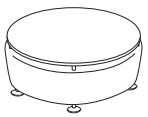
ENCORE

C  
O  
K  
C  
0  
0  
2  
0  
5



## Encore Freestanding Tables

C  
O  
K  
C  
0  
0  
2  
0  
5

Description	1 Model	Specifications				List Price Per Grade	
<b>Oval Magazine Table</b> 	<b>EN2142B</b> · upholstered base · metal spacers will match leg color	<b>Dimensions</b>	<b>D</b>	<b>W</b>	<b>H</b>	<b>COM</b>	\$1,831
		Overall	21 ½	42 ½	17	A	\$1,855
		<b>Upholstery</b>		<b>Shipping</b>		B	\$1,899
		COM Ydg	1 ¾	Ctn Wt	56	COL/C	\$1,980
		COL Sq Ft	35	Cu Ft	10	D	\$2,084
						E	\$2,186
<b>Round Magazine Table</b> 	<b>EN36RB</b> · upholstered base · metal spacers will match leg color	<b>Dimensions</b>	<b>D</b>	<b>W</b>	<b>H</b>	<b>COM</b>	\$1,733
		Overall	36 ½	36 ½	17	A	\$1,775
		<b>Upholstery</b>		<b>Shipping</b>		B	\$1,853
		COM Ydg	3	Ctn Wt	75	COL/C	\$1,989
		COL Sq Ft	60	Cu Ft	14	D	\$2,167
						E	\$2,341
<b>Round Magazine Table</b> 	<b>EN30RB</b> · upholstered base · metal spacers will match leg color	<b>Dimensions</b>	<b>D</b>	<b>W</b>	<b>H</b>	<b>COM</b>	\$1,695
		Overall	30 ½	30 ½	17	A	\$1,725
		<b>Upholstery</b>		<b>Shipping</b>		B	\$1,776
		COM Ydg	2	Ctn Wt	58	COL/C	\$1,867
		COL Sq Ft	40	Cu Ft	11	D	\$1,985
						E	\$2,103
						F	\$2,229
						G	\$2,402
						H	\$2,590
						I	\$2,887
						J	\$3,238
						L1	\$2,532
						L2	\$2,743

**To Order, Specify:**

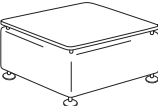
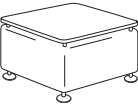
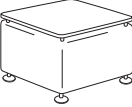
- 1 Model Number
- 2 Wood Species - Maple (M)
- 3 Wood Finish [See Wood Finish Options](#)
- 4 Fabric Selection - vendor, pattern and color  
Visit [www.jsifurniture.com/finishes-and-materials/textiles](http://www.jsifurniture.com/finishes-and-materials/textiles) for our textiles program.  
See selection of standard and graded in manufacturers and patterns.
- 5 Leg Style and Color
- 6 Metal Color - Black Sandtex (BSX) or Stardust Silver (STS)
- 7 Optional Coordinating Wood Grain Laminate Available on Table top - no up-charge. Finishes with an asterisk have a coordinating laminate available.

**Specifications**

- Wood species - Maple.
- Table tops are ¾" thick.
- Upholstered bases have 4 ½" high density polyurethane foam.
- Plywood construction with spiral grooved solid wood dowels, glue and screws.
- Tables ship KD; some assembly required.
- Standard with nylon glides.

# Encore Freestanding Tables

C  
O  
K  
C  
0  
0  
2  
0  
5

Description	① Model	Specifications				List Price Per Grade	
 Square Magazine Table	<b>EN3030-17B</b> · upholstered base · metal spacers will match leg color	Dimensions		D	W	H	COM \$1,579
		Overall		30 ¾	30 ¾	17	A \$1,621
		Upholstery		Shipping			B \$1,700
		COM Ydg		3	Ctn Wt	78	COL/C \$1,835
		COL Sq Ft		60	Cu Ft	11	D \$2,014
							E \$2,190
							F \$2,375
 Square Magazine Table	<b>EN2424-17B</b> · upholstered base · metal spacers will match leg color	Dimensions		D	W	H	G \$2,642
		Overall		24 ¾	24 ¾	17	H \$2,923
		Upholstery		Shipping			I \$3,365
		COM Ydg		2	Ctn Wt	58	J \$3,897
		COL Sq Ft		40	Cu Ft	8	L1 \$2,837
							L2 \$3,153
 Square End Table	<b>EN2424-22B</b> · upholstered base · metal spacers will match leg color	Dimensions		D	W	H	COM \$1,442
		Overall		24 ¾	24 ¾	22	A \$1,469
		Upholstery		Shipping			B \$1,521
		COM Ydg		2 ⅞	Ctn Wt	65	COL/C \$1,613
		COL Sq Ft		43	Cu Ft	10	D \$1,731
							E \$1,848
							F \$1,974
							G \$2,147
							H \$2,334
							I \$2,631
							J \$2,985
							L1 \$2,278
							L2 \$2,490
							COM \$1,449
							A \$1,479
							B \$1,535
							COL/C \$1,631
							D \$1,755
							E \$1,879
							F \$2,014
							G \$2,200
							H \$2,401
							I \$2,713
							J \$3,087
							L1 \$2,337
							L2 \$2,562

To Order, Specify:




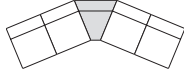
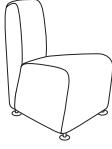
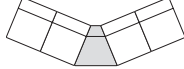
- ① Model Number
- ② Wood Species - Maple (M)
- ③ Wood Finish [See Wood Finish Options](#)
- ④ Fabric Selection - vendor, pattern and color  
Visit [www.jsifurniture.com/finishes-and-materials/textiles](http://www.jsifurniture.com/finishes-and-materials/textiles) for our textiles program.  
See selection of standard and graded in manufacturers and patterns.
- ⑤ Leg Style and Color
- ⑥ Metal Color - Black Sandtex (BSX) or Stardust Silver (STS)
- ⑦ Optional Coordinating Wood Grain Laminate Available on Table top - no up-charge. Finishes with an asterisk have a coordinating laminate available.

Specifications

- Wood species - Maple veneer.
- Table tops are ¾" thick.
- Upholstered bases have 4 ½" high density polyurethane foam.
- Plywood construction with spiral grooved solid wood dowels, glue and screws.
- Tables ship KD; some assembly required.
- Standard with nylon glides.

## Encore Freestanding Tables

C  
O  
K  
C  
0  
0  
2  
0  
5

Description	① Model	Specifications				List Price Per Grade	
<b>Armless Lounge</b>   <b>Front</b>	<b>EN9210</b> <ul style="list-style-type: none"> <li>optional tilt-out power available; specify right or left (as seated in unit); see page EN19 for more details</li> <li>optional easy mobility package - add \$165 list</li> <li>optional rotating tablet arm - see page EN16; specify right (EN9230T-R) or left (EN9230T-L)</li> </ul>	<b>Dimensions</b>	<b>D</b>	<b>W</b>	<b>H</b>	<b>COM</b>	<b>\$1,522</b>
		Overall	29	23 ½	32	A	\$1,564
		Seat	20 ½	23 ½	18	B	\$1,641
		<b>Upholstery</b>		<b>Shipping</b>		COL/C	\$1,780
		COM Ydg	3	Ctn Wt	50	D	\$1,953
		COL Sq Ft	60	Cu Ft	14	E	\$2,131
						F	\$2,319
						G	\$2,582
						H	\$2,864
						I	\$3,307
						J	\$3,835
						L1	\$2,777
						L2	\$3,096
<b>45° Armless Lounge</b>   <b>Front</b>	<b>EN9211</b> <ul style="list-style-type: none"> <li>45° inside angle seat</li> <li>two units joined - 90° unit</li> <li>casters not recommended</li> <li>tilt-out power not available</li> </ul>	<b>Dimensions</b>	<b>D</b>	<b>W</b>	<b>H</b>	<b>COM</b>	<b>\$1,453</b>
		Overall	29	26 ½	32	A	\$1,498
		Seat	20 ½	23 ½	18	B	\$1,580
		<b>Upholstery</b>		<b>Shipping</b>		COL/C	\$1,731
		COM Ydg	3 ¼	Ctn Wt	44	D	\$1,921
		COL Sq Ft	65	Cu Ft	14	E	\$2,114
						F	\$2,318
						G	\$2,604
						H	\$2,908
						I	\$3,387
						J	\$3,962
						L1	\$2,813
						L2	\$3,155
<b>45° Armless Lounge</b>   <b>Front</b>	<b>EN9212</b> <ul style="list-style-type: none"> <li>45° outside angle seat</li> <li>two units joined - 90° unit</li> <li>casters not recommended</li> <li>tilt-out power not available</li> </ul>	<b>Dimensions</b>	<b>D</b>	<b>W</b>	<b>H</b>	<b>COM</b>	<b>\$1,453</b>
		Overall	29	26 ½	32	A	\$1,498
		Seat	20 ½	23 ½	18	B	\$1,580
		<b>Upholstery</b>		<b>Shipping</b>		COL/C	\$1,731
		COM Ydg	3 ¼	Ctn Wt	44	D	\$1,921
		COL Sq Ft	65	Cu Ft	14	E	\$2,114
						F	\$2,318
						G	\$2,604
						H	\$2,908
						I	\$3,387
						J	\$3,962
						L1	\$2,813
						L2	\$3,155

**To Order, Specify:**

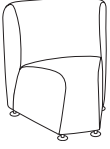


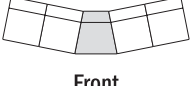
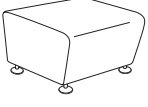
- ① Model Number
- ② Wood Species - Maple (M)
- ③ Wood Finish [See Wood Finish Options](#)
- ④ Fabric Selection - vendor, pattern and color  
Visit [www.jsifurniture.com/finishes-and-materials/textiles](http://www.jsifurniture.com/finishes-and-materials/textiles) for our textiles program.  
See selection of standard and graded in manufacturers and patterns.
- ⑤ Leg Style and Color
- ⑥ Metal Color - Black Sandtex (BSX) or Stardust Silver (STS)
- ⑦ Optional Easy Mobility Package - add \$165 list per chair; available on any single seat, non-wedge lounge

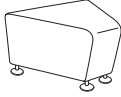
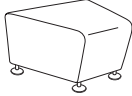
**Specifications**

- Wood species - Maple.
- Seat has 8 ½" high density polyurethane foam.
- Back has 7 ½" high density polyurethane foam.
- Plywood construction with spiral grooved solid wood dowels, glue and screws.
- Linking bracket included.
- Some assembly required.
- Standard with nylon glides.

## Encore Modular Components

C  
O  
K  
C  
0  
0  
2  
0  
5

Description	① Model	Specifications	List Price Per Grade																								
22.5° Modular Armless Lounge	EN9213	<table> <tr> <th>Dimensions</th><th>D</th><th>W</th><th>H</th></tr> <tr> <td>Overall</td><td>29</td><td>26 ½</td><td>32</td></tr> <tr> <td>Seat</td><td>20 ½</td><td>23 ½</td><td>18</td></tr> <tr> <th>Upholstery</th><th colspan="3">Shipping</th></tr> <tr> <td>COM Ydg</td><td>3 ¼</td><td>Ctn Wt</td><td>44</td></tr> <tr> <td>COL Sq Ft</td><td>65</td><td>Cu Ft</td><td>14</td></tr> </table>	Dimensions	D	W	H	Overall	29	26 ½	32	Seat	20 ½	23 ½	18	Upholstery	Shipping			COM Ydg	3 ¼	Ctn Wt	44	COL Sq Ft	65	Cu Ft	14	COM \$1,624 A \$1,668 B \$1,752 COL/C \$1,899 D \$2,089 E \$2,282 F \$2,485 G \$2,772 H \$3,077 I \$3,556 J \$4,130 L1 \$2,984 L2 \$3,328
Dimensions	D	W	H																								
Overall	29	26 ½	32																								
Seat	20 ½	23 ½	18																								
Upholstery	Shipping																										
COM Ydg	3 ¼	Ctn Wt	44																								
COL Sq Ft	65	Cu Ft	14																								
  Front	· 22.5° inside angle seat · casters not recommended · tilt-out power not available																										
22.5° Modular Armless Lounge	EN9214	<table> <tr> <th>Dimensions</th><th>D</th><th>W</th><th>H</th></tr> <tr> <td>Overall</td><td>29</td><td>26 ½</td><td>32</td></tr> <tr> <td>Seat</td><td>20 ½</td><td>23 ½</td><td>18</td></tr> <tr> <th>Upholstery</th><th colspan="3">Shipping</th></tr> <tr> <td>COM Ydg</td><td>3 ¼</td><td>Ctn Wt</td><td>44</td></tr> <tr> <td>COL Sq Ft</td><td>65</td><td>Cu Ft</td><td>14</td></tr> </table>	Dimensions	D	W	H	Overall	29	26 ½	32	Seat	20 ½	23 ½	18	Upholstery	Shipping			COM Ydg	3 ¼	Ctn Wt	44	COL Sq Ft	65	Cu Ft	14	COM \$1,624 A \$1,668 B \$1,752 COL/C \$1,899 D \$2,089 E \$2,282 F \$2,485 G \$2,772 H \$3,077 I \$3,556 J \$4,130 L1 \$2,984 L2 \$3,328
Dimensions	D	W	H																								
Overall	29	26 ½	32																								
Seat	20 ½	23 ½	18																								
Upholstery	Shipping																										
COM Ydg	3 ¼	Ctn Wt	44																								
COL Sq Ft	65	Cu Ft	14																								
  Front	· 22.5° outside angle seat · casters not recommended · tilt-out power not available																										
Bench	EN9710	<table> <tr> <th>Dimensions</th><th>D</th><th>W</th><th>H</th></tr> <tr> <td>Overall</td><td>25 ½</td><td>23 ½</td><td>17</td></tr> <tr> <th>Upholstery</th><th colspan="3">Shipping</th></tr> <tr> <td>COM Ydg</td><td>2</td><td>Ctn Wt</td><td>43</td></tr> <tr> <td>COL Sq Ft</td><td>40</td><td>Cu Ft</td><td>8</td></tr> </table>	Dimensions	D	W	H	Overall	25 ½	23 ½	17	Upholstery	Shipping			COM Ydg	2	Ctn Wt	43	COL Sq Ft	40	Cu Ft	8	COM \$1,034 A \$1,064 B \$1,116 COL/C \$1,205 D \$1,326 E \$1,442 F \$1,567 G \$1,740 H \$1,929 I \$2,228 J \$2,578 L1 \$1,872 L2 \$2,084				
Dimensions	D	W	H																								
Overall	25 ½	23 ½	17																								
Upholstery	Shipping																										
COM Ydg	2	Ctn Wt	43																								
COL Sq Ft	40	Cu Ft	8																								
	· optional tilt-out power available; specify right or left (as seated in unit); see page EN19 for more details · tilt-out power can be installed on either side of the unit, cannot be installed in the front or back · to be used for straight connections only, cannot make a 90° turn · casters are not available · optional rotating tablet arm - see page EN16 specify right (EN9230T-R) or left (EN9230T-L)																										

Description	1 Model	Specifications	List Price Per Grade																				
<b>45° Bench</b> 	<b>EN9711</b> · 45° angle single seat · two units joined - 90° unit · casters and tilt out power not available	<table> <tr> <th>Dimensions</th><th>D</th><th>W</th><th>H</th></tr> <tr> <td>Overall</td><td>25 ½</td><td>27</td><td>17</td></tr> <tr> <th>Upholstery</th><th colspan="3">Shipping</th></tr> <tr> <td>COM Ydg</td><td>2</td><td>Ctn Wt</td><td>41</td></tr> <tr> <td>COL Sq Ft</td><td>40</td><td>Cu Ft</td><td>8</td></tr> </table>	Dimensions	D	W	H	Overall	25 ½	27	17	Upholstery	Shipping			COM Ydg	2	Ctn Wt	41	COL Sq Ft	40	Cu Ft	8	COM \$995 A \$1,023 B \$1,074 COL/C \$1,164 D \$1,285 E \$1,401 F \$1,525 G \$1,701 H \$1,890 I \$2,184 J \$2,538 L1 \$1,831 L2 \$2,042
Dimensions	D	W	H																				
Overall	25 ½	27	17																				
Upholstery	Shipping																						
COM Ydg	2	Ctn Wt	41																				
COL Sq Ft	40	Cu Ft	8																				
<b>22.5° Bench</b> 	<b>EN9713</b> · 22.5° angle single seat · casters and tilt out power not available	<table> <tr> <th>Dimensions</th><th>D</th><th>W</th><th>H</th></tr> <tr> <td>Overall</td><td>25 ½</td><td>26 ½</td><td>17</td></tr> <tr> <th>Upholstery</th><th colspan="3">Shipping</th></tr> <tr> <td>COM Ydg</td><td>2</td><td>Ctn Wt</td><td>41</td></tr> <tr> <td>COL Sq Ft</td><td>40</td><td>Cu Ft</td><td>8</td></tr> </table>	Dimensions	D	W	H	Overall	25 ½	26 ½	17	Upholstery	Shipping			COM Ydg	2	Ctn Wt	41	COL Sq Ft	40	Cu Ft	8	COM \$1,111 A \$1,139 B \$1,190 COL/C \$1,281 D \$1,401 E \$1,518 F \$1,643 G \$1,819 H \$2,006 I \$2,302 J \$2,654 L1 \$1,947 L2 \$2,159
Dimensions	D	W	H																				
Overall	25 ½	26 ½	17																				
Upholstery	Shipping																						
COM Ydg	2	Ctn Wt	41																				
COL Sq Ft	40	Cu Ft	8																				

**To Order, Specify:**




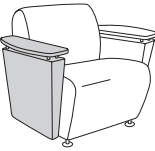

- 1 Model Number
- 2 Wood Species - Maple (M)
- 3 Wood Finish [See Wood Finish Options](#)
- 4 Fabric Selection - vendor, pattern and color  
Visit [www.jsifurniture.com/finishes-and-materials/textiles](http://www.jsifurniture.com/finishes-and-materials/textiles) for our textiles program.  
See selection of standard and graded in manufacturers and patterns.
- 5 Leg Style and Color
- 6 Metal Color - Black Sandtex (BSX) or Stardust Silver (STS)

**Specifications**

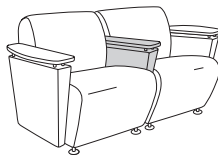
- Wood species - Maple.
- Seat has 8 ½" high density polyurethane foam.
- Back has 7 ½" high density polyurethane foam.
- Plywood construction with spiral grooved solid wood dowels, glue and screws.
- Linking bracket included.
- Some assembly required.
- Standard with nylon glides.

# Encore Modular Components

C  
O  
K  
C  
0  
0  
2  
0  
5

Description	① Model	Specifications	List Price Per Grade																				
Modular End Arm (arm only)	EN9220U-R	<table><tr><th>Dimensions</th><th>D</th><th>W</th><th>H</th></tr><tr><td>Overall</td><td>23</td><td>6</td><td>25 ½</td></tr><tr><th>Upholstery</th><th colspan="3">Shipping</th></tr><tr><td>COM Ydg</td><td>1 ⅝</td><td>Ctn Wt</td><td>15</td></tr><tr><td>COL Sq Ft</td><td>33</td><td>Cu Ft</td><td>3</td></tr></table>	Dimensions	D	W	H	Overall	23	6	25 ½	Upholstery	Shipping			COM Ydg	1 ⅝	Ctn Wt	15	COL Sq Ft	33	Cu Ft	3	COM \$612
	Dimensions		D	W	H																		
Overall	23	6	25 ½																				
Upholstery	Shipping																						
COM Ydg	1 ⅝	Ctn Wt	15																				
COL Sq Ft	33	Cu Ft	3																				
	EN9220U-L		A \$633																				
	· fully upholstered		B \$676																				
	· for use on right or left end (as seated in unit)		COL/C \$748																				
	· optional tablet available on right or left arm (as seated in unit); specify when ordering and add \$451 list		D \$844																				
EN9220U-R			E \$939																				
right			F \$1,041																				
			G \$1,187																				
			H \$1,337																				
EN9220U-L			I \$1,575																				
left			J \$1,864																				
			L1 \$1,290																				
			L2 \$1,462																				
Modular Center Arm (arm only)	EN9221U-C	<table><tr><th>Dimensions</th><th>D</th><th>W</th><th>H</th></tr><tr><td>Overall</td><td>23</td><td>6</td><td>25 ½</td></tr><tr><th>Upholstery</th><th colspan="3">Shipping</th></tr><tr><td>COM Ydg</td><td>1 ⅝</td><td>Ctn Wt</td><td>15</td></tr><tr><td>COL Sq Ft</td><td>33</td><td>Cu Ft</td><td>3</td></tr></table>	Dimensions	D	W	H	Overall	23	6	25 ½	Upholstery	Shipping			COM Ydg	1 ⅝	Ctn Wt	15	COL Sq Ft	33	Cu Ft	3	COM \$612
	Dimensions		D	W	H																		
Overall	23	6	25 ½																				
Upholstery	Shipping																						
COM Ydg	1 ⅝	Ctn Wt	15																				
COL Sq Ft	33	Cu Ft	3																				
	· fully upholstered		A \$633																				
			B \$676																				
			COL/C \$748																				
			D \$844																				
			E \$939																				
			F \$1,041																				
			G \$1,187																				
			H \$1,337																				
			I \$1,575																				
			J \$1,864																				
			L1 \$1,290																				
			L2 \$1,462																				
Modular End Arm (arm only)	EN9220UW-R	<table><tr><th>Dimensions</th><th>D</th><th>W</th><th>H</th></tr><tr><td>Overall</td><td>23</td><td>7</td><td>24 ½</td></tr><tr><th>Upholstery</th><th colspan="3">Shipping</th></tr><tr><td>COM Ydg</td><td>1 ½</td><td>Ctn Wt</td><td>15</td></tr><tr><td>COL Sq Ft</td><td>30</td><td>Cu Ft</td><td>3</td></tr></table>	Dimensions	D	W	H	Overall	23	7	24 ½	Upholstery	Shipping			COM Ydg	1 ½	Ctn Wt	15	COL Sq Ft	30	Cu Ft	3	COM \$706
	Dimensions		D	W	H																		
Overall	23	7	24 ½																				
Upholstery	Shipping																						
COM Ydg	1 ½	Ctn Wt	15																				
COL Sq Ft	30	Cu Ft	3																				
	EN9220UW-L		A \$727																				
	· upholstered/wood arm		B \$769																				
	· for use on right or left end (as seated in unit)		COL/C \$835																				
	· specify metal spacer color - Black Sandtex or Stardust Silver		D \$924																				
EN9220UW-R			E \$1,012																				
right			F \$1,104																				
			G \$1,237																				
			H \$1,378																				
EN9220UW-L			I \$1,600																				
left			J \$1,864																				
			L1 \$1,334																				
			L2 \$1,494																				

ENCORE

Description	① Model	Specifications				List Price Per Grade	
<div>Modular Center Arm (arm only)</div> <div></div>	<div>EN9221UW-C</div> <div><ul style="list-style-type: none"><li>· upholstered/wood</li><li>· specify metal spacer color - Black Sandtex or Stardust Silver</li></ul></div>	Dimensions		D	W	H	COM \$706
		Overall		23	6	24 ½	A \$727
		Upholstery		Shipping			B \$769
		COM Ydg		1 ½	Ctn Wt	15	COL/C \$835
		COL Sq Ft		30	Cu Ft	3	D \$924
							E \$1,012
							F \$1,104
					G \$1,237		
					H \$1,378		
					I \$1,600		
					J \$1,864		
					L1 \$1,334		
					L2 \$1,494		

## To Order, Specify:

- ① Model Number
- ② Wood Species - Maple (M)
- ③ Wood Finish [See Wood Finish Options](#)
- ④ Fabric Selection - vendor, pattern and color  
Visit [www.jsifurniture.com/finishes-and-materials/textiles](http://www.jsifurniture.com/finishes-and-materials/textiles) for our textiles program.  
See selection of standard and graded in manufacturers and patterns.
- ⑤ Leg Style and Color
- ⑥ Metal Color - Black Sandtex (BSX) or Stardust Silver (STS)
- ⑦ Optional Coordinating Wood Grain Laminate Available on Wood Cap Arms or Tablet - no upcharge. Finishes with an asterisk have a coordinating laminate available

## Specifications

- Wood species - Maple.
- Upholstered arms have 4 ½" high density polyurethane foam.
- Wood caps and tablet are ¾" thick
- Plywood construction with spiral grooved solid wood dowels, glue and screws.
- Some assembly required.
- Linking bracket included.

Encore Modular Components

C  
O  
K  
C  
0  
0  
2  
0  
5

Description	D	W	H	CTN WT	CU FT	① Model	List Price
Modular End Arm (arm only)	23	7	24 ½	7	2	EN9220W	\$351



- wood cap metal arm
- for use on right or left end of unit while sitting
- specify metal arm color - Black Sandtex or Stardust Silver

Tablet Arm (arm only)	13	13	24 ½	5	2	EN9230T-R	\$366
	13	13	24 ½	5	2	EN9230T-L	\$366



EN9230T-R  
right



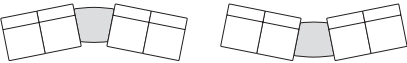
EN9230T-L  
left

- attaches to right end of lounge or bench unit while sitting
- tablet features flat edge and 360° swivel
- specify metal arm color - Black Sandtex or Stardust Silver

22.5° Linking Table	23 ¼	16-26	17	15	3	EN22	\$950
---------------------	------	-------	----	----	---	------	-------



- 22.5° inside/outside
- attaches between lounge or bench units
- specify metal color - Black Sandtex or Stardust Silver

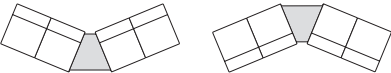


Front

45° Linking Table	22	6-25	17	15	3	EN45	\$938
-------------------	----	------	----	----	---	------	-------



- 45° inside/outside
- attaches between lounge or bench units
- specify metal color - Black Sandtex or Stardust Silver



Front

ENCORE

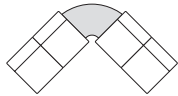
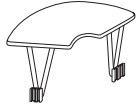


Description	D	W	H	CTN WT	CU FT	① Model	List Price
Square Linking Table	23 ½	25	17	20	2	EN90	\$973



- used for straight run configurations
- attaches between lounge or bench units
- specify metal color - Black Sandtex or Stardust Silver

90° Corner Linking Table	25	46 ½	13 ½	25	4	EN90CT	\$1,220
--------------------------	----	------	------	----	---	--------	---------



Front

- 90° inside/outside
- attaches between lounge or bench units
- specify metal color - Black Sandtex or Stardust Silver

#### To Order, Specify:

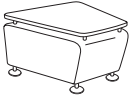
- ① Model Number
- ② Wood Species - Maple (M)
- ③ Wood Finish [See Wood Finish Options](#)
- ④ Leg Style and Color
- ⑤ Metal Color - Black Sandtex (BSX) or Stardust Silver (STS)
- ⑥ Optional Coordinating Wood Grain Laminate Available on wood cap arms or tablet - no upcharge. Finishes with an asterisk have a coordinating laminate available

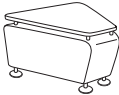
#### Specifications


- Wood species - Maple.
- Wood caps and tablet are ¾" thick.
- Plywood construction with spiral grooved solid wood dowels, glue and screws.
- Some assembly required.
- Linking bracket included.
- Standard with nylon glides.

## Encore Modular Components

C  
O  
K  
C  
0  
0  
2  
0  
5

Description	① Model	Specifications				List Price Per Grade		
22.5° Linking Table 	EN22B <ul style="list-style-type: none"><li>· 22.5° upholstered linking table</li><li>· attaches to lounge or bench units</li><li>· metal spacers will match leg color</li><li>· overall width range is 16 ½ - 26 ½</li></ul>	Dimensions		D	W	H	COM	\$1,220
		Overall		27	26 ½	16	A	\$1,241
		Upholstery		Shipping			B	\$1,285
		COM Ydg		1 ⅝	Ctn Wt	46	COL/C	\$1,356
		COL Sq Ft		33	Cu Ft	8	D	\$1,452
						E	\$1,548	
						F	\$1,650	
						G	\$1,794	
						H	\$1,946	
						I	\$2,186	
						J	\$2,473	
						L1	\$1,898	
						L2	\$2,070	

45° Linking Table 	EN45B <ul style="list-style-type: none"><li>· 45° upholstered linking table</li><li>· attaches to lounge or bench units</li><li>· metal spacers will match leg color</li><li>· overall width range is 10 ½ - 26 ½</li></ul>	Dimensions		D	W	H	COM	\$1,185
		Overall		25 ½	26 ½	16	A	\$1,205
		Upholstery		Shipping			B	\$1,248
		COM Ydg		1 ⅝	Ctn Wt	46	COL/C	\$1,325
		COL Sq Ft		33	Cu Ft	8	D	\$1,418
						E	\$1,516	
						F	\$1,615	
						G	\$1,759	
						H	\$1,913	
						I	\$2,151	
						J	\$2,438	
						L1	\$1,864	
						L2	\$2,035	

Square Linking Table 	EN90B <ul style="list-style-type: none"><li>· used for straight run configurations</li><li>· upholstered square linking table</li><li>· attaches to lounge or bench units</li><li>· metal spacers will match leg color</li></ul>	Dimensions		D	W	H	COM	\$1,276
		Overall		25 ½	23 ½	16	A	\$1,296
		Upholstery		Shipping			B	\$1,341
		COM Ydg		1 ⅝	Ctn Wt	46	COL/C	\$1,414
		COL Sq Ft		33	Cu Ft	8	D	\$1,510
						E	\$1,606	
						F	\$1,706	
						G	\$1,852	
						H	\$2,002	
						I	\$2,243	
						J	\$2,529	
						L1	\$1,953	
						L2	\$2,129	

Description	D	W	H	CTN WT	CU FT	❶ Model	List Price
Mini Power Tilt Out	4 ¼	5 ½		6	1	EC11	\$397



- fluid one touch tilt up access
- two power receptacles - 120 volt; 15 amp
- 72" power cord with molded plug
- drop in field installation required
- located in side panel of Encore Lounge or Bench units without arms (indicate right or left side panel as seated in the unit)
- UL listed component
- available in Silver finish

Mini Power and USB Tilt Up	4 ¼	5 ½		6	1	EC12	\$428
----------------------------	-----	-----	--	---	---	------	-------



- fluid one touch tilt up access
- one power receptacle - 120 volt; 15 amp dual powered USB
- 72" power cord with molded plug
- drop in field installation required
- located in side panel of Encore Lounge or Bench units without arms (indicate right or left side panel as seated in the unit)
- UL listed component
- available in Silver finish

#### To Order, Specify:

- ❶ Model Number
- ❷ Wood Species - Maple (M)
- ❸ Wood Finish [See Wood Finish Options](#)
- ❹ Fabric Selection - vendor, pattern and color  
Visit [www.jsifurniture.com/finishes-and-materials/textiles](http://www.jsifurniture.com/finishes-and-materials/textiles) for our textiles program.  
See selection of standard and graded in manufacturers and patterns.
- ❺ Leg Style and Color
- ❻ Metal Color - Black Sandtex (BSX) or Stardust Silver (STS)
- ❼ Optional Coordinating Wood Grain Laminate Available on Top Surface - no upcharge. Finishes with an asterisk have a coordinating laminate available

#### Specifications

- Wood species - Maple.
- Upholstered arms have 4 ½" high density polyurethane foam.
- Table tops are ¾" thick.
- Plywood construction with spiral grooved solid wood dowels, glue and screws.
- Some assembly required.
- Linking bracket included.
- Standard with nylon glides.

Esque Lounge Order Check List:



Specify:

- ☐ 1. Model Number
- ☐ 2. Wood Species - Maple (M)
- ☐ 3. Wood Finish/Paint Color
- ☐ 4. Fabric Selection - vendor, pattern and color

Example:

ES1331 (model #)	M (wood species)	BAR (finish)	MOMENTUM (fabric vendor)	VOX (pattern name)	MYSTIC (pattern color)
---------------------	---------------------	-----------------	-----------------------------	-----------------------	---------------------------

1. Model Number

2. Wood Species - Maple (M)

3. Wood Finish/Paint Color Options:

BAR	Barrel	MCH	Mocha
BRK	Brickdust	OBK	Outback
BUF	Buff	PIL	Pilsner
CSK	Cask	PIN	Pinnacle Walnut
CND	Cinder	RAV	Raven
CLY	Clay	RYE	Rye
EGR	Egret	SAB	Sable
FAW	Fawn	SAD	Saddle
FLX	Flax	SIE	Sienna
FLN	Flint	TRF	Truffle
FLO	Florence Walnut	UMB	Umbre
LOF	Loft	VAL	Valley
MES	Mesa	WLH	Walnut Heights
MIN	Mineral		

Paint Color - Add \$45 list per item

BKD	Backdrop	NVL	Novel Lilac
BFX	Black Fox	PPL	Patchwork Plum
BRV	Bravado Red	PGR	Pewter Green
BWH	Bright White	QAL	Queen Anne Lilac
BRF	Broccoflower	RPT	Redend Point
BTT	Butternut	ROS	Rose Tan
CCY	Canyon Clay	SAU	Saucy Gold
CHT	Chatroom	SVP	Silverplate
DEN	Denim	SKS	Skyline Steel
GAL	Gale Force	STM	Storm
GRV	Greek Villa	TRC	Tricorn Black
KGR	Kendal Green	UKH	Universal Khaki
NWH	Nonchalant White	WBL	Windy Blue

4. Fabric Selection - Please supply the following:  
Fabric vendor/Pattern name/Pattern color

[For a complete list of JSI Standard and Graded-In Textiles click here](#)

When specifying contrasting upholstery, indicate clearly which upholstery is to be applied to the seat, back and arms. Use higher grade pricing.

- Indicate direction of fabric - Railroaded or Up the Roll
- Please provide illustration, if available

All COM orders must include the following:

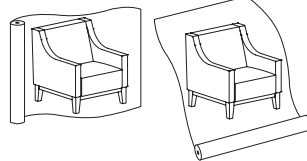
- Vendor's name, pattern name and color
- Sample of the fabric attached to order
- Model numbers of items for fabric application
- Special application instructions (e.g., all stripes will be applied front to back unless specified otherwise)
- Customer and purchase order number

Ship prepaid COM  
material to:


JSI  
Attn: COM Department  
201 East Martin Street  
Receiving B, Dock 71  
Orleans, IN 47452

Application of fabric:

Railroaded      Up the Roll



All COM orders will ship at standard lead time from receipt of COM except for orders requiring special custom matched finishes.

Description	① Model	Specifications			List Price Per Grade	
Club Chair	ES1331	Dimensions	D	W	H	COM \$3,541
		Overall	32	31 ¼	34 ¼	A \$3,621
		Seat	21 ½	24	17 ½	B \$3,776
		Arm			24	COL/C \$4,047
		Upholstery		Shipping		D \$4,473
		COM Ydg	5	Ctn Wt	89	E \$4,750
		COL Sq Ft	115	Cu Ft	23	F \$5,294
						G \$5,875
						H \$6,501
						I \$7,475
						J \$8,641
						L1 \$6,304
						L2 \$7,085

**To Order, Specify:**

- ① Model Number
  - ② Wood Species - Maple (M)
  - ③ Wood Finish/Paint Color [See Wood Finish/Paint Color Options](#)
  - ④ Fabric Selection - vendor, pattern and color
- Visit [www.jsifurniture.com/finishes-and-materials/textiles](http://www.jsifurniture.com/finishes-and-materials/textiles) for our textiles program. See selection of standard and graded in manufacturers and patterns.

**Specifications**

- Base wood species - Maple.
- Frame interior is upholstery grade plywood with glued solid hardwood cross members reinforced with corner blocks.
- Seat has sinuous steel springs with high resiliency seat polyurethane foam with Dacron® wrap.
- Back has sinuous steel springs and polyurethane foam with dacron wrap.

Finn Lounge Order Check List:



Specify:

☐ 1. Model Number

☐ 2. Wood Species - Cherry (C), Maple (M), White Oak (WO) or Walnut (W)

☐ 3. Wood Finish

☐ 4. Fabric Selection - vendor, pattern and color

☐ 5. Table Tops - Glass (G) or Wood (W)

Example:

FI2311	C	CLC	MOMENTUM	VOX	MYSTIC
(model #)	(wood species)	(finish)	(fabric vendor)	(pattern name)	(pattern color)

1. Model Number

---

2. Wood Species - Cherry (C), Maple (M), White Oak (WO) or Walnut (W)

---

3. Wood Finish Options:

CLC	Clear on Cherry
CLM	Clear on Maple
CLK	Clear on White Oak
CLW	Clear on Walnut

4. Fabric Selection - Please supply the following:  
Fabric vendor/Pattern name/Pattern color

[For a complete list of JSI Standard and Graded-In Textiles click here](#)

When specifying contrasting upholstery, indicate clearly which upholstery is to be applied to the seat and back. Use higher grade pricing.



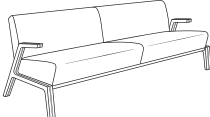
- Indicate direction of fabric - Railroaded or Up the Roll
- Please provide illustration, if available

**All COM orders must include the following:**

- Vendor's name, pattern name and color
- Sample of the fabric attached to order
- Model numbers of items for fabric application
- Special application instructions (e.g., all stripes will be applied front to back unless specified otherwise)
- Customer and purchase order number

Ship prepaid COM material to:	Application of fabric:
JSI	Railroaded      Up the Roll
Attn: COM Department 201 East Martin Street Receiving B, Dock 71 Orleans, IN 47452	

All COM orders will ship at standard lead time from receipt of COM except for orders requiring special custom matched finishes.

Description	① Model	Specifications				List Price Per Grade	
<b>Single Seat</b> 	<b>FI2311</b> • cantilever arm	<b>Dimensions</b>	<b>D</b>	<b>W</b>	<b>H</b>	COM	\$3,039
		Overall	30 ½	28	30 ¾	A	\$3,068
		Seat	20 ½	24	16 ¾	B	\$3,127
		Arm			22	COL/C	\$3,227
		<b>Upholstery</b>		<b>Shipping</b>		D	\$3,359
		COM Ydg	2 ½	Ctn Wt	36	E	\$3,493
		COL Sq Ft	58	Cu Ft	25	F	\$3,632
						G	\$3,830
						H	\$4,039
						I	\$4,369
<b>Two Seat</b> 	<b>FI2312</b> • cantilever arm	<b>Dimensions</b>	<b>D</b>	<b>W</b>	<b>H</b>	COM	\$3,922
		Overall	30 ½	51 ¾	30 ¾	A	\$3,971
		Seat	20 ½	47 ¾	16 ¾	B	\$4,065
		Arm			22	COL/C	\$4,230
		<b>Upholstery</b>		<b>Shipping</b>		D	\$4,439
		COM Ydg	4	Ctn Wt	56	E	\$4,650
		COL Sq Ft	92	Cu Ft	39	F	\$4,872
						G	\$5,187
						H	\$5,523
						I	\$6,052
<b>Three Seat</b> 	<b>FI2313</b> • cantilever arm	<b>Dimensions</b>	<b>D</b>	<b>W</b>	<b>H</b>	COM	\$4,658
		Overall	30 ½	75 ½	30 ¾	A	\$4,736
		Seat	20 ½	71 ½	16 ¾	B	\$4,886
		Arm			22	COL/C	\$5,151
		<b>Upholstery</b>		<b>Shipping</b>		D	\$5,494
		COM Ydg	6 ½	Ctn Wt	64	E	\$5,839
		COL Sq Ft	150	Cu Ft	75	F	\$6,199
						G	\$6,714
						H	\$7,262
						I	\$8,116

**To Order, Specify:**



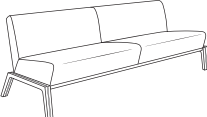
- ① Model Number
- ② Wood Species - Cherry (C), Maple (M), White Oak (WO) or Walnut (W)
- ③ Wood Finish [See Wood Finish Options](#)
- ④ Fabric Selection - vendor, pattern and color  
Visit [www.jsifurniture.com/finishes-and-materials/textiles](http://www.jsifurniture.com/finishes-and-materials/textiles) for our textiles program.  
See selection of standard and graded in manufacturers and patterns.

**Specifications**



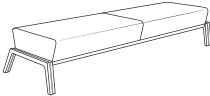
- Wood species - Cherry, Maple, White Oak or Walnut in clear finish.
- Seat has 3" high density polyurethane foam and synthetic sheet webbing with cross strap reinforcement.
- Back has 1 ½" high density polyurethane foam.
- Mortise and tenon construction with corner blocks, glue and screws.
- Internal aluminum core throughout the legs and arms.
- Features fixed cushions.
- Standard with rubber cushion metal glides.

Finn

C  
O  
K  
C  
0  
0  
2  
0  
5

Description	① Model	Specifications				List Price Per Grade
	FI2321	Dimensions	D	W	H	COM \$2,171
		Overall	30 ½	28	30 ¾	A \$2,201
		Seat	20 ½	24	16 ¾	B \$2,262
		Arm				COL/C \$2,364
		Upholstery		Shipping		D \$2,493
		COM Ydg	2 ½	Ctn Wt	29	E \$2,627
		COL Sq Ft	58	Cu Ft	25	F \$2,764
						G \$2,963
						H \$3,174
						I \$3,503
	FI2322	Dimensions	D	W	H	J \$3,898
		Overall	30 ½	51 ¾	30 ¾	L1 \$3,267
		Seat	20 ½	47 ¾	16 ¾	L2 \$3,542
		Arm				
		Upholstery		Shipping		
		COM Ydg	4	Ctn Wt	49	
		COL Sq Ft	92	Cu Ft	39	
	FI2323	Dimensions	D	W	H	COM \$3,054
		Overall	30 ½	75 ½	30 ¾	A \$3,101
		Seat	20 ½	71 ½	16 ¾	B \$3,197
		Arm				COL/C \$3,359
		Upholstery		Shipping		D \$3,571
		COM Ydg	6 ½	Ctn Wt	68	E \$3,784
		COL Sq Ft	150	Cu Ft	64	F \$4,005
						G \$4,322
						H \$4,658
						I \$5,184



Description	① Model	Specifications				List Price Per Grade	
<b>Single Seat Bench</b> 	<b>FI2331</b>	<b>Dimensions</b>	<b>D</b>	<b>W</b>	<b>H</b>	COM	\$1,917
		Overall	22 ¼	28	16 ¾	A	\$1,935
		Seat	20 ½	24	16 ¾	B	\$1,970
		Arm				COL/C	\$2,032
		<b>Upholstery</b>		<b>Shipping</b>		D	\$2,110
		COM Ydg	1 ½	Ctn Wt	22	E	\$2,191
		COL Sq Ft	35	Cu Ft	13	F	\$2,275
						G	\$2,392
						H	\$2,518
						I	\$2,716
<b>Two Seat Bench</b> 	<b>FI2332</b>	<b>Dimensions</b>	<b>D</b>	<b>W</b>	<b>H</b>	COM	\$2,688
		Overall	22 ¼	51 ¾	16 ¾	A	\$2,718
		Seat	20 ½	47 ¾	16 ¾	B	\$2,778
		Arm				COL/C	\$2,882
		<b>Upholstery</b>		<b>Shipping</b>		D	\$3,012
		COM Ydg	2 ½	Ctn Wt	40	E	\$3,143
		COL Sq Ft	58	Cu Ft	20	F	\$3,283
						G	\$3,481
						H	\$3,693
						I	\$4,022
<b>Three Seat Bench</b> 	<b>FI2333</b>	<b>Dimensions</b>	<b>D</b>	<b>W</b>	<b>H</b>	COM	\$3,354
		Overall	22 ¼	75 ½	16 ¾	A	\$3,414
		Seat	20 ½	71 ½	16 ¾	B	\$3,531
		Arm				COL/C	\$3,736
		<b>Upholstery</b>		<b>Shipping</b>		D	\$3,999
		COM Ydg	5	Ctn Wt	57	E	\$4,261
		COL Sq Ft	115	Cu Ft	32	F	\$4,539
						G	\$4,936
						H	\$5,357
						I	\$6,015

**To Order, Specify:**

- ① Model Number
- ② Wood Species - Cherry (C), Maple (M), White Oak (WO) or Walnut (W)
- ③ Wood Finish [See Wood Finish Options](#)
- ④ Fabric Selection - vendor, pattern and color  
Visit [www.jsifurniture.com/finishes-and-materials/textiles](http://www.jsifurniture.com/finishes-and-materials/textiles) for our textiles program.  
See selection of standard and graded in manufacturers and patterns.

**Specifications**

- Wood species - Cherry, Maple, White Oak or Walnut in clear finish.
- Seat has 3" high density polyurethane foam and synthetic sheet webbing with cross strap reinforcement.
- Back has 1 ½" high density polyurethane foam.
- Mortise and tenon construction with corner blocks, glue and screws.
- Internal aluminum core throughout the legs and arms.
- Features fixed cushions.
- Standard with rubber cushion metal glides.

Finn

C  
O  
K  
C  
0  
0  
2  
0  
5

Description	D	W	H	CTN WT	CU FT	① Model	List Price
End Table	24	24	16	40	7	FI2424G	\$2,302



- glass top
- glossy low iron white back painted glass

End Table	28	20	16	39	7	FI2028G	\$2,315
-----------	----	----	----	----	---	---------	---------



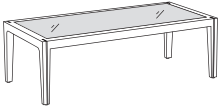
- glass top
- glossy low iron white back painted glass

Coffee Table	42	42	16	111	20	FI4242G	\$3,930
--------------	----	----	----	-----	----	---------	---------



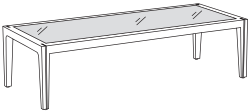
- glass top
- glossy low iron white back painted glass

Coffee Table	24	50	16	77	14	FI2450G	\$3,125
--------------	----	----	----	----	----	---------	---------








- glass top
- glossy low iron white back painted glass

Coffee Table	24	60	16	91	17	FI2460G	\$4,038
--------------	----	----	----	----	----	---------	---------



- glass top
- glossy low iron white back painted glass

Description	D	W	H	CTN WT	CU FT	① Model	List Price
<b>End Table</b>  <ul style="list-style-type: none"> <li>· wood top</li> <li>· parquet veneer face</li> </ul>	24	24	16	24	7	<b>FI2424W</b>	\$2,150
<b>End Table</b>  <ul style="list-style-type: none"> <li>· wood top</li> <li>· parquet veneer face</li> </ul>	28	20	16	24	7	<b>FI2028W</b>	\$2,177
<b>Coffee Table</b>  <ul style="list-style-type: none"> <li>· wood top</li> <li>· parquet veneer face</li> </ul>	42	42	16	62	20	<b>FI4242W</b>	\$3,064
<b>Coffee Table</b>  <ul style="list-style-type: none"> <li>· wood top</li> <li>· parquet veneer face</li> </ul>	24	50	16	45	14	<b>FI2450W</b>	\$2,681
<b>Coffee Table</b>  <ul style="list-style-type: none"> <li>· wood top</li> <li>· parquet veneer face</li> </ul>	24	60	16	52	17	<b>FI2460W</b>	\$3,403

**To Order, Specify:**

- ① Model Number  
 ② Wood Finish [See Wood Finish Options](#)

**Specifications**

- Wood species - Cherry, Maple, White Oak or Walnut in clear finish.
- Internal aluminum core throughout the legs.
- Standard with nylon glides.

Finn Nu Lounge Order Check List:



Specify:

☐ 1. Model Number

☐ 2. Wood Species - Maple (M)

☐ 3. Wood Finish

☐ 4. Fabric Selection - vendor, pattern and color

☐ 5. Table Tops - Glass (G) or Wood (W)

Example:

F12351	M	BAR	MOMENTUM	VOX	MYSTIC
(model #)	(wood species)	(finish)	(fabric vendor)	(pattern name)	(pattern color)

1. Model Number

2. Wood Species - Maple (M)

3. Wood Finish Options:

BAR	Barrel	MCH	Mocha
BRK	Brickdust	OBK	Outback
BUFF	Buff	PIL	Pilsner
CSK	Cask	PIN	Pinnacle Walnut
CND	Cinder	RAV	Raven
CLY	Clay	RYE	Rye
EGR	Egret	SAB	Sable
FAW	Fawn	SAD	Saddle
FLX	Flax	SIE	Sienna
FLN	Flint	TRF	Truffle
FLO	Florence Walnut	UMB	Umber
LOF	Loft	VAL	Valley
MES	Mesa	WLH	Walnut Heights
MIN	Mineral		

4. Fabric Selection - Please supply the following:  
Fabric vendor/Pattern name/Pattern color

[For a complete list of JSI Standard and Graded-In Textiles click here](#)

When specifying contrasting upholstery, indicate clearly which upholstery is to be applied to the seat and back. Use higher grade pricing.


- Indicate direction of fabric - Railroaded or Up the Roll
- Please provide illustration, if available

**All COM orders must include the following:**




- Vendor's name, pattern name and color
- Sample of the fabric attached to order
- Model numbers of items for fabric application
- Special application instructions (e.g., all stripes will be applied front to back unless specified otherwise)
- Customer and purchase order number

Ship prepaid COM material to:  
JSI  
Attn: COM Department  
201 East Martin Street  
Receiving B, Dock 71  
Orleans, IN 47452

Application of fabric:  
Railroaded      Up the Roll



All COM orders will ship at standard lead time from receipt of COM except for orders requiring special custom matched finishes.

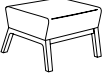
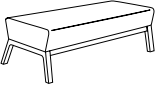
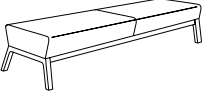
Description	① Model	Specifications				List Price Per Grade	
<b>Single Seat</b>  	<b>FI2351</b> · arm	<b>Dimensions</b>	<b>D</b>	<b>W</b>	<b>H</b>	COM	\$1,703
		Overall	30 ½	27 ½	30 ¾	A	\$1,734
		Seat	20 ½	24	16 ¾	B	\$1,798
		Arm			22	COL/C	\$1,907
		<b>Upholstery</b>	<b>Shipping</b>			D	\$2,046
		COM Ydg	2 ½	Ctn Wt	36	E	\$2,183
		COL Sq Ft	58	Cu Ft	25	F	\$2,329
						G	\$2,540
						H	\$2,762
						I	\$3,109
<b>Two Seat</b>  	<b>FI2352</b> · arm	<b>Dimensions</b>	<b>D</b>	<b>W</b>	<b>H</b>	COM	\$2,345
		Overall	30 ½	51 ¼	30 ¾	A	\$2,396
		Seat	20 ½	47 ¾	16 ¾	B	\$2,495
		Arm			22	COL/C	\$2,668
		<b>Upholstery</b>	<b>Shipping</b>			D	\$2,890
		COM Ydg	4	Ctn Wt	56	E	\$3,112
		COL Sq Ft	92	Cu Ft	39	F	\$3,345
						G	\$3,681
						H	\$4,036
						I	\$4,592
<b>Three Seat</b>  	<b>FI2353</b> · arm	<b>Dimensions</b>	<b>D</b>	<b>W</b>	<b>H</b>	COM	\$2,989
		Overall	30 ½	75	30 ¾	A	\$3,072
		Seat	20 ½	71 ½	16 ¾	B	\$3,233
		Arm			22	COL/C	\$3,515
		<b>Upholstery</b>	<b>Shipping</b>			D	\$3,876
		COM Ydg	6 ½	Ctn Wt	64	E	\$4,238
		COL Sq Ft	150	Cu Ft	75	F	\$4,620
						G	\$5,160
						H	\$5,738
						I	\$6,644

**To Order, Specify:**

- ① Model Number
- ② Wood Species - Maple (M)
- ③ Wood Finish [See Wood Finish Options](#)
- ④ Fabric Selection - vendor, pattern and color  
Visit [www.jsifurniture.com/finishes-and-materials/textiles](http://www.jsifurniture.com/finishes-and-materials/textiles) for our textiles program.  
See selection of standard and graded in manufacturers and patterns.

**Specifications**

- Wood species - Maple.
- Seat has 3" high density polyurethane foam and synthetic sheet webbing with cross strap reinforcement.
- Mortise and tenon construction with corner blocks, glue and screws
- Features fixed cushions.
- Standard with rubber cushion metal glides..

Description	① Model	Specifications				List Price Per Grade
<div>Single Seat Bench</div> <div></div>	FI2371	Dimensions	D	W	H	COM \$1,269
		Overall	22 ¼	24	16 ¾	A \$1,287
		Seat	20 ½	24	16 ¾	B \$1,325
		Upholstery	Shipping			COL/C \$1,389
		COM Ydg	1 ½	Ctn Wt	22	D \$1,473
		COL Sq Ft	35	Cu Ft	13	E \$1,555
						F \$1,645
						G \$1,771
						H \$1,905
						I \$2,112
<div>Two Seat Bench</div> <div></div>	FI2372	Dimensions	D	W	H	COM \$1,687
		Overall	22 ¼	47 ¾	16 ¾	A \$1,718
		Seat	20 ½	47 ¾	16 ¾	B \$1,781
		Upholstery	Shipping			COL/C \$1,886
		COM Ydg	2 ½	Ctn Wt	40	D \$2,026
		COL Sq Ft	58	Cu Ft	20	E \$2,165
						F \$2,313
						G \$2,521
						H \$2,744
						I \$3,092
<div>Three Seat Bench</div> <div></div>	FI2373	Dimensions	D	W	H	COM \$2,228
		Overall	22 ¼	71 ½	16 ¾	A \$2,291
		Seat	20 ½	71 ½	16 ¾	B \$2,414
		Upholstery	Shipping			COL/C \$2,631
		COM Ydg	5	Ctn Wt	57	D \$2,909
		COL Sq Ft	115	Cu Ft	32	E \$3,187
						F \$3,479
						G \$3,900
						H \$4,340
						I \$5,037
						J \$5,870
						L1 \$4,536
						L2 \$5,120

C  
O  
K  
C  
0  
0  
2  
0  
5

Description	D	W	H	CTN WT	CU FT	① Model	List Price
End Table	24	24	16	40	8	FI2424PG	\$1,734



- glass top
- glossy low iron white back painted glass

End Table	28	20	16	39	7	FI2028PG	\$1,732
-----------	----	----	----	----	---	----------	---------



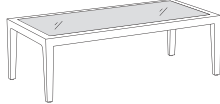
- glass top
- glossy low iron white back painted glass

Coffee Table	42	42	16	111	21	FI4242PG	\$3,190
--------------	----	----	----	-----	----	----------	---------



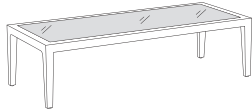
- glass top
- glossy low iron white back painted glass

Coffee Table	24	50	16	77	15	FI2450PG	\$2,478
--------------	----	----	----	----	----	----------	---------



- glass top
- glossy low iron white back painted glass

Coffee Table	24	60	16	91	17	FI2460PG	\$2,719
--------------	----	----	----	----	----	----------	---------



- glass top
- glossy low iron white back painted glass






#### To Order, Specify:

- ① Model Number
- ② Wood Finish [See Wood Finish Options](#)
- ③ Fabric Selection - vendor, pattern and color

Visit [www.jsifurniture.com/finishes-and-materials/textiles](http://www.jsifurniture.com/finishes-and-materials/textiles) for our textiles program.  
See selection of standard and graded in manufacturers and patterns.

#### Specifications

- Wood species - Maple.
- Standard with nylon glides.

Description	D	W	H	CTN WT	CU FT	❶ Model	List Price
End Table	24	24	16	24	8	FI2424PW	\$1,507
 <ul style="list-style-type: none"><li>· wood top</li><li>· bookmatch maple veneer</li></ul>							
End Table	28	20	16	24	7	FI2028PW	\$1,523
 <ul style="list-style-type: none"><li>· wood top</li><li>· bookmatch maple veneer</li></ul>							
Coffee Table	42	42	16	62	21	FI4242PW	\$1,998
 <ul style="list-style-type: none"><li>· wood top</li><li>· bookmatch maple veneer</li></ul>							
Coffee Table	24	50	16	45	15	FI2450PW	\$1,795
 <ul style="list-style-type: none"><li>· wood top</li><li>· bookmatch maple veneer</li></ul>							
Coffee Table	24	60	16	52	17	FI2460PW	\$1,839
 <ul style="list-style-type: none"><li>· wood top</li><li>· bookmatch maple veneer</li></ul>							

To Order, Specify:

- ❶ Model Number
- ❷ Wood Finish [See Wood Finish Options](#)

Specifications

- Wood species - Maple.
- Standard with nylon glides.



Garvey R5

Garvey R5 Order Check List:



**Specify:**

☐ 1. Model Number

☐ 2. Fabric Selection - vendor, pattern and color

☐ 3. Arm Selection:

Garvey Back Style

A. Polished Aluminum Loop Arms (PAA) - no upcharge

B. Polished Aluminum Loop Arms with Arm Cap (PAC) - add \$84 list

R5 Back Style

A. Adjustable T Arms (ATA) - no upcharge

B. Polyurethane C Arms (CPU) - add \$84 list

C. Polished Aluminum C Arms with Arm Cap (CAC) - add \$202 list

☐ 4. Control Selection:

A. Swivel Tilt (SWT) - no upcharge

B. Synchro (SNC) - add \$158 list

C. Synchro with Seat Slide (SCC) - add \$200 list

☐ 5. 5 Star Base Selection:

A. Black Nylon (BL) - no upcharge

B. Polished Aluminum (PA) - add \$116 list

☐ 6. Caster Selection:

A. Black Hard Tread Dual Wheel (BLK) - no upcharge

B. Premium Polished Trim Gray Dual Wheel Soft Urethane (PPG) - add \$366 list

Example:

GV2105	MOMENTUM	CANTER EPU	FOLKSTONE GREY	PAA	SWT	BL	BLK
(model #)	(fabric vendor)	(pattern name)	(pattern color)	(arm)	(control)	(base)	(caster)

1. Model Number

All COM orders will ship at standard lead time from receipt of COM except for orders requiring special custom matched finishes.

2. Fabric Selection - vendor, pattern and color

For a complete list of JSI Standard and Graded-In Textiles click here

When specifying contrasting upholstery, indicate clearly which upholstery is to be applied to the seat, back and arms. Use higher grade pricing.

- Indicate direction of fabric - Railroaded or Up the Roll
- Please provide illustration, if available

All COM orders must include the following:


- Vendor's name, pattern name and color
- Sample of the fabric attached to order
- Model numbers of items for fabric application applied front to back unless specified otherwise)
- Customer and purchase order number

Ship prepaid COM material to:

JSI  
Attn: COM Department  
201 East Martin Street  
Receiving B, Dock 71  
Orleans, IN 47452

Application of fabric:

Railroaded Up the Roll



3. Arm Selection:

Garvey Back Style

- A. Polished Aluminum Loop Arms (PAA) - no upcharge
- B. Polished Aluminum Loop Arms with Arm Cap (PAC) - add \$84 list

R5 Back Style

- A. Adjustable T Arms (ATA) - no upcharge
- B. Polyurethane C Arms (CPU) - add \$84 list
- C. Polished Aluminum C Arms with Cap (CAC) - add \$202

4. Control Selection:



- A. Swivel Tilt (SWT) - no upcharge
- B. Synchro (SNC) - add \$158 list
- C. Synchro with Seat Slide (SSC) - add \$200 list

5. 5 Star Base Selection:

- A. Black Nylon (BL) - no upcharge
- B. Polished Aluminum (PA) - add \$116 list

6. Caster Selection:

- A. Black Hard Tread Dual Wheel (BLK) - no upcharge
- B. Premium Polished Trim Gray Dual Wheel Soft Urethane (PPG) - add \$366 list

Description	① Model	Specifications				List Price Per Grade	
<b>Garvey Back Style - Executive High Back</b>  	<b>GV2105</b> <ul style="list-style-type: none"> <li>unique curved back detail molds around the loop arm</li> <li>specify arm: polished aluminum loop arms or polished aluminum loop arms with arm cap</li> <li>specify control: swivel tilt or synchro tilt control</li> <li>specify 5 star base: black nylon or polished aluminum base</li> <li>specify caster: black hard tread dual wheel caster or premium polished trim grey dual wheel soft urethane caster</li> </ul>	<b>Dimensions</b>	<b>D</b>	<b>W</b>	<b>H</b>	COM	\$1,475
		Overall	26	25	42-45 ½	A	\$1,500
		Seat	20	20 ½	18-21 ½	B	\$1,550
		Arm			25-30	C	\$1,634
		<b>Upholstery</b>		<b>Shipping</b>		D	\$1,744
		Ydg	2 ¼	Ctn Wt	60	E	\$1,855
		Sq Ft	41 ½	Cu Ft	20	F	\$2,025
						G	\$2,207
						H	\$2,402
						I	\$2,704
<b>Garvey Back Style - Management Mid Back</b>  	<b>GV2100</b> <ul style="list-style-type: none"> <li>unique curved back detail molds around the loop arm</li> <li>specify arm: polished aluminum loop arms or polished aluminum loop arms with arm cap</li> <li>specify control: swivel tilt or synchro tilt control</li> <li>specify 5 star base: black nylon or polished aluminum base</li> <li>specify caster: black hard tread dual wheel caster or premium polished trim grey dual wheel soft urethane caster</li> </ul>	<b>Dimensions</b>	<b>D</b>	<b>W</b>	<b>H</b>	COM	\$1,438
		Overall	26	25	38-41 ½	A	\$1,459
		Seat	20	20 ½	18-21 ½	B	\$1,501
		Arm			25-30	C	\$1,578
		<b>Upholstery</b>		<b>Shipping</b>		D	\$1,675
		Ydg	2	Ctn Wt	55	E	\$1,774
		Sq Ft	41 ¼	Cu Ft	18	F	\$1,923
						G	\$2,086
						H	\$2,259
						I	\$2,529
						J	\$2,854
						L1	\$2,205
						L2	\$2,421

**To Order, Specify:**

- ① Model Number
- ② Fabric Selection - vendor, pattern and color  
Visit [www.jsifurniture.com/finishes-and-materials/textiles](http://www.jsifurniture.com/finishes-and-materials/textiles) for our textiles program.  
See selection of standard and graded in manufacturers and patterns.
- ③ Arms - Polished Aluminum Loop Arms (PAA), no upcharge,  
Polished Aluminum Loop Arms with Arm Cap (PAC), or \$84 list
- ④ Control - Swivel Tilt (SWT), no upcharge;  
Synchro (SNC), add \$158 list  
Synchro Seat Slide (SSC), add \$200 list
- ⑤ Base - Black Nylon (BL), - no upcharge;  
Polished Aluminum (PA), - add \$116 list
- ⑥ Caster - Black Hard Tread Dual Wheel (BLK), - no upcharge;  
Premium Polished Trim Gray Dual Wheel Soft Urethane (PPG), - add \$366 list



Description	① Model	Specifications	List Price Per Grade																												
R5 Back Style - Executive Adjustable High Back	GV1724	<table><tr><th>Dimensions</th><th>D</th><th>W</th><th>H</th></tr><tr><td>Overall</td><td>25</td><td>30</td><td>43-48 ½</td></tr><tr><td>Seat</td><td>18 ½</td><td>21 ½</td><td>21 ½</td></tr><tr><td>Arm</td><td colspan="3">23 ½-29</td></tr><tr><th>Upholstery</th><th colspan="3">Shipping</th></tr><tr><td>Ydg</td><td>2 ⅓</td><td>Ctn Wt</td><td>52</td></tr><tr><td>Sq Ft</td><td>55</td><td>Cu Ft</td><td>16</td></tr></table>	Dimensions	D	W	H	Overall	25	30	43-48 ½	Seat	18 ½	21 ½	21 ½	Arm	23 ½-29			Upholstery	Shipping			Ydg	2 ⅓	Ctn Wt	52	Sq Ft	55	Cu Ft	16	COM \$1,384
		Dimensions	D	W	H																										
		Overall	25	30	43-48 ½																										
		Seat	18 ½	21 ½	21 ½																										
		Arm	23 ½-29																												
		Upholstery	Shipping																												
		Ydg	2 ⅓	Ctn Wt	52																										
		Sq Ft	55	Cu Ft	16																										
		A \$1,413																													
		B \$1,466																													
C \$1,561																															
D \$1,684																															
E \$1,806																															
F \$1,993																															
G \$2,197																															
H \$2,412																															
I \$2,751																															
J \$3,155																															
L1 \$2,345																															
L2 \$2,616																															
R5 Back Style - Management Adjustable Mid Back	GV1723	<table><tr><th>Dimensions</th><th>D</th><th>W</th><th>H</th></tr><tr><td>Overall</td><td>25</td><td>30</td><td>38-41 ½</td></tr><tr><td>Seat</td><td>18 ½</td><td>21 ½</td><td>21 ½</td></tr><tr><td>Arm</td><td colspan="3">23 ½-29</td></tr><tr><th>Upholstery</th><th colspan="3">Shipping</th></tr><tr><td>Ydg</td><td>2 ⅓</td><td>Ctn Wt</td><td>49</td></tr><tr><td>Sq Ft</td><td>50</td><td>Cu Ft</td><td>12</td></tr></table>	Dimensions	D	W	H	Overall	25	30	38-41 ½	Seat	18 ½	21 ½	21 ½	Arm	23 ½-29			Upholstery	Shipping			Ydg	2 ⅓	Ctn Wt	49	Sq Ft	50	Cu Ft	12	COM \$1,371
		Dimensions	D	W	H																										
		Overall	25	30	38-41 ½																										
		Seat	18 ½	21 ½	21 ½																										
		Arm	23 ½-29																												
		Upholstery	Shipping																												
		Ydg	2 ⅓	Ctn Wt	49																										
		Sq Ft	50	Cu Ft	12																										
		A \$1,396																													
		B \$1,444																													
C \$1,530																															
D \$1,639																															
E \$1,748																															
F \$1,918																															
G \$2,101																															
H \$2,295																															
I \$2,599																															
J \$2,966																															
L1 \$2,234																															
L2 \$2,478																															

**To Order, Specify:**

- 1 Model Number
- 2 Fabric Selection - vendor, pattern and color  
Visit [www.jsifurniture.com/finishes-and-materials/textiles](http://www.jsifurniture.com/finishes-and-materials/textiles) for our textiles program.  
See selection of standard and graded in manufacturers and patterns.
- 3 Arms - Adjustable T Arms (ATA), no upcharge,  
Polyurethane C Arms (CPU), add \$84 list  
Polished Aluminum C Arms with Arm Cap (CAC), or \$202 list
- 4 Control - Swivel Tilt (SWT), no upcharge;  
Synchro (SNC), add \$158 list  
Synchro Seat Slide (SSC), add \$200 list
- 5 Base - Black Nylon (BL), - no upcharge;  
Polished Aluminum (PA), - add \$116 list
- 6 Caster - Black Hard Tread Dual Wheel (BLK), - no upcharge;  
Premium Polished Trim Gray Dual Wheel Soft Urethane (PPG), - add \$366 list

Gatsby

## Gatsby Order Check List:



### Specify:

- ☐ 1. Model Number
- ☐ 2. Wood Species - Maple (M)
- ☐ 3. Wood Finish
- ☐ 4. Fabric Selection - vendor, pattern and color
- ☐ 5. Optional Black Anti-Microbial Polyurethane Arm Caps
  - A. Single Seat - add \$122 list
  - B. Two Seat Tandem - add \$182 list
  - C. Three Seat Tandem - add \$241 list
  - D. Four Seat Tandem - add \$301 list
- ☐ 6. Optional Rubber Cushion Nylon Glides - no upcharge

### Example:

GT4901E | M | BAR | MOMENTUM | VOX | MYSTIC  
(model #) | (wood species) | (finish) | (fabric vendor) | (pattern name) | (pattern color)

#### 1. Model Number

- Model numbers of items for fabric application
- Special application instructions (e.g., all stripes will be applied front to back unless specified otherwise)
- Customer and purchase order number

#### 2. Wood Species - Maple (M)

#### 3. Wood Finish Options:


BAR	Barrel	MCH	Mocha
BRK	Brickdust	OBK	Outback
BUF	Buff	PIL	Pilsner
CSK	Cask	PIN	Pinnacle Walnut
CND	Cinder	RAV	Raven
CLY	Clay	RYE	Rye
EGR	Egret	SAB	Sable
FAW	Fawn	SAD	Saddle
FLX	Flax	SIE	Sienna
FLN	Flint	TRF	Truffle
FLO	Florence Walnut	UMB	Umber
LOF	Loft	VAL	Valley
MES	Mesa	WLH	Walnut Heights
MIN	Mineral		

Ship prepaid COM  
material to:

JSI  
Attn: COM Department  
201 East Martin Street  
Receiving B, Dock 71  
Orleans, IN 47452

Application of fabric:

Railroaded Up the Roll



All COM orders will ship at standard lead time from receipt of COM except for orders requiring special custom matched finishes.

#### 4. Fabric Selection - Please supply the following:

Fabric vendor/Pattern name/Pattern color

[For a complete list of JSI Standard and Graded-In Textiles click here](#)

When specifying contrasting upholstery, indicate clearly which upholstery is to be applied to the seat and back. Use higher grade pricing.

- Indicate direction of fabric - Railroaded or Up the Roll
- Please provide illustration, if available

#### All COM orders must include the following:

- Vendor's name, pattern name and color
- Sample of the fabric attached to order




#### 5. Optional Black Anti-Microbial Polyurethane Arm Caps

- A. Single Seat - add \$122 list
- B. Two Seat Tandem - add \$182 list
- C. Three Seat Tandem - add \$241 list
- D. Four Seat Tandem - add \$301 list



#### 6. Optional Rubber Cushion Nylon Glides - no upcharge

#### 7. Product Options - Special Finish: \$372 list upcharge





Description	① Model	Specifications	List Price Per Grade
<b>Guest Chair</b> 	<b>GT4903D</b> • upholstered seat • fully upholstered back • armless • solid hardwood back frame with synthetic sheet webbing and ¾" high density polyurethane foam	<b>Dimensions</b>	COM \$994
		Overall 24 ½ 22 ⅞ 35 ¾	A \$1,010
		Seat 18 ½ 20 19	B \$1,042
		<b>Upholstery</b>	COL/C \$1,097
		<b>Shipping</b>	D \$1,170
		COM Ydg 1 ½ Ctn Wt 30	E \$1,242
		COL Sq Ft 27 Cu Ft 17	F \$1,353
			G \$1,471
			H \$1,601
			I \$1,798
			J \$2,038
			L1 \$1,496
			L2 \$1,640
<b>Guest Chair</b> 	<b>GT4903E</b> • upholstered seat • ¾ upholstered back • armless • solid hardwood back frame with synthetic sheet webbing and ¾" high density polyurethane foam	<b>Dimensions</b>	COM \$984
		Overall 24 ½ 22 ⅞ 35 ¾	A \$1,002
		Seat 18 ½ 20 19	B \$1,033
		<b>Upholstery</b>	COL/C \$1,089
		<b>Shipping</b>	D \$1,161
		COM Ydg 1 ½ Ctn Wt 29	E \$1,233
		COL Sq Ft 27 Cu Ft 17	F \$1,344
			G \$1,463
			H \$1,592
			I \$1,791
			J \$2,031
			L1 \$1,488
			L2 \$1,632
<b>Guest Chair</b> 	<b>GT4903F</b> • upholstered seat • veneer plywood back panel • armless	<b>Dimensions</b>	COM \$895
		Overall 24 ½ 22 ⅞ 35 ¾	A \$906
		Seat 18 ½ 20 19	B \$924
		<b>Upholstery</b>	COL/C \$956
		<b>Shipping</b>	D \$999
		COM Ydg ⅞ Ctn Wt 26	E \$1,041
		COL Sq Ft 16 Cu Ft 17	F \$1,105
			G \$1,175
			H \$1,249
			I \$1,365
			J \$1,505
			L1 \$1,188
			L2 \$1,271

**To Order, Specify:**




- ① Model Number
- ② Wood Species - Maple (M)
- ③ Wood Finish [See Wood Finish Options](#)
- ④ Fabric Selection - vendor, pattern and color  
Visit [www.jsifurniture.com/finishes-and-materials/textiles](http://www.jsifurniture.com/finishes-and-materials/textiles) for our textiles program.  
See selection of standard and graded in manufacturers and patterns.
- ⑤ Optional Rubber Cushion Nylon Glides - no upcharge

**Specifications**

- Wood species - Maple.
- Mortise and tenon construction with corner blocks, glue and screws.
- Seat has ½" plywood with synthetic sheet webbing and 2 ½" high density polyurethane foam.
- Wall saver feature.
- Standard with rubber cushion metal glides.

Description	① Model	Specifications	List Price Per Grade
<div>Guest Chair</div> <div></div>	<b>GT4903G</b> <ul style="list-style-type: none"><li>· upholstered seat</li><li>· upholstered plywood back panel with ½" high density polyurethane foam</li><li>· armless</li></ul>	<b>Dimensions</b> <b>D</b> <b>W</b> <b>H</b>	<b>COM</b> \$915
		Overall24 ½22 ⅞35 ¾	<b>A</b> \$924
		Seat18 ½2019	<b>B</b> \$943
		<b>Upholstery</b> <b>Shipping</b>	<b>COL/C</b> \$975
		COM Ydg7/8Ctn Wt27	<b>D</b> \$1,018
		COL Sq Ft16Cu Ft17	<b>E</b> \$1,060
			<b>F</b> \$1,124
<div>Guest Chair</div> <div></div>	<b>GT4903I</b> <ul style="list-style-type: none"><li>· upholstered seat</li><li>· vertical slat back</li><li>· steam bent slats</li><li>· armless</li></ul>	<b>Dimensions</b> <b>D</b> <b>W</b> <b>H</b>	<b>COM</b> \$997
		Overall24 ½22 ⅞35 ¾	<b>A</b> \$1,005
		Seat18 ½2019	<b>B</b> \$1,025
		<b>Upholstery</b> <b>Shipping</b>	<b>COL/C</b> \$1,056
		COM Ydg7/8Ctn Wt26	<b>D</b> \$1,098
		COL Sq Ft16Cu Ft17	<b>E</b> \$1,141
			<b>F</b> \$1,205
<div>Guest Chair</div> <div>  upholstered vertical slat back</div>	<b>GT4903J</b> <ul style="list-style-type: none"><li>· upholstered seat</li><li>· upholstered vertical slat back</li><li>· steam bent slats with ¾" high density polyurethane foam</li><li>· armless</li></ul>	<b>Dimensions</b> <b>D</b> <b>W</b> <b>H</b>	<b>COM</b> \$1,052
		Overall24 ½22 ⅞35 ¾	<b>A</b> \$1,070
		Seat18 ½2019	<b>B</b> \$1,100
		<b>Upholstery</b> <b>Shipping</b>	<b>COL/C</b> \$1,157
		COM Ydg1 ½Ctn Wt29	<b>D</b> \$1,228
		COL Sq Ft27Cu Ft17	<b>E</b> \$1,301
			<b>F</b> \$1,413
			<b>G</b> \$1,531
			<b>H</b> \$1,660
			<b>I</b> \$1,859
			<b>J</b> \$2,099
			<b>L1</b> \$1,555
			<b>L2</b> \$1,700



Description	① Model	Specifications	List Price Per Grade
<b>Guest Chair</b> 	<b>GT4901D</b> • upholstered seat • fully upholstered back • solid hardwood back frame with synthetic sheet webbing and ¾" high density polyurethane foam	<b>Dimensions</b>	COM \$994
		Overall 24 ½ 22 ⅞ 35 ⅜	A \$1,010
		Seat 18 ¼ 20 19	B \$1,042
		Arm 25 ⅞	COL/C \$1,097
		<b>Upholstery</b>	D \$1,170
		<b>Shipping</b>	E \$1,242
		COM Ydg 1 ½ Ctn Wt 30	F \$1,353
		COL Sq Ft 27 Cu Ft 17	G \$1,471
			H \$1,601
			I \$1,798
<b>Guest Chair</b> 	<b>GT4901E</b> • upholstered seat • ¾ upholstered back • solid hardwood back frame with synthetic sheet webbing and ¾" high density polyurethane foam	<b>Dimensions</b>	COM \$984
		Overall 24 ½ 22 ⅞ 35 ⅜	A \$1,002
		Seat 18 ¼ 20 19	B \$1,033
		Arm 25 ⅞	COL/C \$1,089
		<b>Upholstery</b>	D \$1,161
		<b>Shipping</b>	E \$1,233
		COM Ydg 1 ½ Ctn Wt 29	F \$1,344
		COL Sq Ft 27 Cu Ft 17	G \$1,463
			H \$1,592
			I \$1,791
<b>Guest Chair</b> 	<b>GT4901F</b> • upholstered seat • veneer plywood back panel	<b>Dimensions</b>	COM \$895
		Overall 24 ½ 22 ⅞ 35 ⅜	A \$906
		Seat 19 20 19	B \$924
		Arm 25 ⅞	COL/C \$956
		<b>Upholstery</b>	D \$999
		<b>Shipping</b>	E \$1,041
		COM Ydg ⅞ Ctn Wt 26	F \$1,105
		COL Sq Ft 16 Cu Ft 17	G \$1,175
			H \$1,249
			I \$1,365

**To Order, Specify:**

- ① Model Number
- ② Wood Species - Maple (M)
- ③ Wood Finish [See Wood Finish Options](#)
- ④ Fabric Selection - vendor, pattern and color  
Visit [www.jsifurniture.com/finishes-and-materials/textiles](http://www.jsifurniture.com/finishes-and-materials/textiles) for our textiles program.  
See selection of standard and graded in manufacturers and patterns.
- ⑤ Optional Black Anti-Microbial Polyurethane Arm Caps - add \$122 list
- ⑥ Optional Rubber Cushion Nylon Glides - no upcharge




**Specifications**

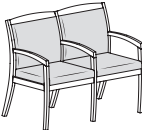
- Wood species - Maple.
- Mortise and tenon construction with corner blocks, glue and screws.
- Seat has ½" plywood with synthetic sheet webbing and 2 ½" high density polyurethane foam.
- Wall saver feature.
- Standard with rubber cushion metal glides.

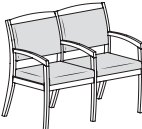


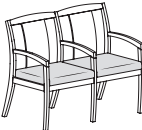
Gatsby

C  
O  
K  
C  
0  
0  
2  
0  
5

Description	① Model	Specifications				List Price Per Grade
<div>Guest Chair</div> 	<b>GT4901G</b> <ul style="list-style-type: none"><li>· upholstered seat</li><li>· upholstered plywood back panel with ½" high density polyurethane foam</li></ul>	Dimensions	D	W	H	COM \$915
		Overall	24 ½	22 ⅞	35 ¾	A \$924
		Seat	18 ½	20	19	B \$943
		Arm			25 ⅞	COL/C \$975
		Upholstery		Shipping		D \$1,018
		COM Ydg	7/8	Ctn Wt	27	E \$1,060
		COL Sq Ft	16	Cu Ft	17	F \$1,124
						G \$1,195
<div>Guest Chair</div>  <div>GATSBY</div>	<b>GT4901I</b> <ul style="list-style-type: none"><li>· upholstered seat</li><li>· vertical slat back</li><li>· steam bent slats</li></ul>	Dimensions	D	W	H	COM \$997
		Overall	24 ½	22 ⅞	35 ¾	A \$1,005
		Seat	19	20	19	B \$1,025
		Arm			25 ⅞	COL/C \$1,056
		Upholstery		Shipping		D \$1,098
		COM Ydg	7/8	Ctn Wt	26	E \$1,141
		COL Sq Ft	16	Cu Ft	17	F \$1,205
						G \$1,276
<div>Guest Chair</div>  <div>upholstered vertical slat back</div>	<b>GT4901J</b> <ul style="list-style-type: none"><li>· upholstered seat</li><li>· upholstered vertical slat back</li><li>· steam bent slats with ¾" high density polyurethane foam</li></ul>	Dimensions	D	W	H	COM \$1,052
		Overall	24 ½	22 ⅞	35 ¾	A \$1,070
		Seat	18 ¼	20	19	B \$1,100
		Arm			25 ⅞	COL/C \$1,157
		Upholstery		Shipping		D \$1,228
		COM Ydg	1 ½	Ctn Wt	29	E \$1,301
		COL Sq Ft	27	Cu Ft	17	F \$1,413
						G \$1,531

Description	① Model	Specifications				List Price Per Grade	
<div>Two Seat Tandem Guest Chair</div> 	<div>GT4992D</div> <ul style="list-style-type: none"><li>· upholstered seat</li><li>· fully upholstered back</li><li>· solid hardwood back frame with synthetic sheet webbing and ¾" high density polyurethane foam</li></ul>	Dimensions	D	W	H	COM	\$1,780
		Overall	24 ½	43 ⅝	35 ¾	A	\$1,814
		Seat	18 ¼	20	19	B	\$1,878
		Arm			25 ⅞	COL/C	\$1,989
		Upholstery		Shipping		D	\$2,131
		COM Ydg	3	Ctn Wt	48	E	\$2,276
		COL Sq Ft	54	Cu Ft	25	F	\$2,499
						G	\$2,738
						H	\$2,992
						I	\$3,391
						J	\$3,870
						L1	\$2,786
						L2	\$3,073

<div>Two Seat Tandem Guest Chair</div> 	<div>GT4992E</div> <ul style="list-style-type: none"><li>· upholstered seat</li><li>· ¾ upholstered back</li><li>· solid hardwood back frame with synthetic sheet webbing and ¾" high density polyurethane foam</li></ul>	Dimensions	D	W	H	COM	\$1,767
		Overall	24 ½	43 ⅝	35 ¾	A	\$1,798
		Seat	18 ¼	20	19	B	\$1,863
		Arm			25 ⅞	COL/C	\$1,975
		Upholstery		Shipping		D	\$2,118
		COM Ydg	3	Ctn Wt	47	E	\$2,262
		COL Sq Ft	54	Cu Ft	25	F	\$2,484
						G	\$2,723
						H	\$2,979
						I	\$3,377
						J	\$3,856
						L1	\$2,771
						L2	\$3,058

<div>Two Seat Tandem Guest Chair</div> 	<div>GT4992F</div> <ul style="list-style-type: none"><li>· upholstered seat</li><li>· veneer plywood back panel</li></ul>	Dimensions	D	W	H	COM	\$1,640
		Overall	24 ½	43 ⅝	35 ¾	A	\$1,660
		Seat	19	20	19	B	\$1,697
		Arm			25 ⅞	COL/C	\$1,760
		Upholstery		Shipping		D	\$1,844
		COM Ydg	1 ¾	Ctn Wt	44	E	\$1,930
		COL Sq Ft	32	Cu Ft	25	F	\$2,060
						G	\$2,198
						H	\$2,348
						I	\$2,580
						J	\$2,858
						L1	\$2,227
						L2	\$2,394

**To Order, Specify:**



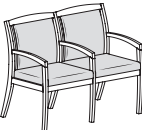
- ① Model Number
- ② Wood Species - Maple (M)
- ③ Wood Finish [See Wood Finish Options](#)
- ④ Fabric Selection - vendor, pattern and color  
Visit [www.jsifurniture.com/finishes-and-materials/textiles](http://www.jsifurniture.com/finishes-and-materials/textiles) for our textiles program.  
See selection of standard and graded in manufacturers and patterns.
- ⑤ Optional Black Anti-Microbial Polyurethane Arm Caps  
A. Single Seat - add \$122 list  
B. Two Seat Tandem - add \$182 list
- ⑥ Optional Rubber Cushion Nylon Glides - no upcharge

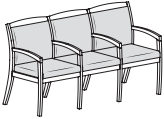
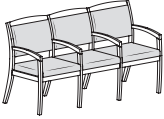

**Specifications**

- Wood species - Maple.
- Mortise and tenon construction with corner blocks, glue and screws.
- Seat has ½" plywood with synthetic sheet webbing and 2 ½" high density polyurethane foam.
- Wall saver feature.
- Standard with rubber cushion metal glides.

Gatsby

C  
O  
K  
C  
0  
0  
2  
0  
5

Description	① Model	Specifications	List Price Per Grade			
<div>Two Seat Tandem Guest Chair</div> 	<b>GT4992G</b> <ul style="list-style-type: none"><li>· upholstered seat</li><li>· upholstered plywood back panel with ½" high density polyurethane foam</li></ul>	<b>Dimensions</b>	<b>D</b>	<b>W</b>	<b>H</b>	COM \$1,756
		Overall	24 ½	43 ⅞	35 ⅜	A \$1,776
		Seat	18 ½	20	19	B \$1,814
		Arm			25 ⅞	COL/C \$1,878
		<b>Upholstery</b>		<b>Shipping</b>		D \$1,960
		COM Ydg	1 ¾	Ctn Wt	46	E \$2,045
		COL Sq Ft	32	Cu Ft	25	F \$2,176
				G \$2,315		
				H \$2,464		
				I \$2,696		
				J \$2,975		
				L1 \$2,343		
				L2 \$2,510		
<div>Two Seat Tandem Guest Chair</div> 	<b>GT4992I</b> <ul style="list-style-type: none"><li>· upholstered seat</li><li>· vertical slat back</li><li>· steam bent slats</li></ul>	<b>Dimensions</b>	<b>D</b>	<b>W</b>	<b>H</b>	COM \$1,862
		Overall	24 ½	43 ⅞	35 ⅜	A \$1,881
		Seat	19	20	19	B \$1,919
		Arm			25 ⅞	COL/C \$1,983
		<b>Upholstery</b>		<b>Shipping</b>		D \$2,066
		COM Ydg	1 ¾	Ctn Wt	46	E \$2,151
		COL Sq Ft	32	Cu Ft	25	F \$2,281
				G \$2,419		
				H \$2,569		
				I \$2,802		
				J \$3,080		
				L1 \$2,448		
				L2 \$2,615		
<div>Two Seat Tandem Guest Chair</div> 	<b>GT4992J</b> <ul style="list-style-type: none"><li>· upholstered seat</li><li>· upholstered vertical slat back</li><li>· steam bent slats with ¾" high density polyurethane foam</li></ul>	<b>Dimensions</b>	<b>D</b>	<b>W</b>	<b>H</b>	COM \$1,913
		Overall	24 ½	43 ⅞	35 ⅜	A \$1,947
		Seat	18 ¼	20	19	B \$2,012
		Arm			25 ⅞	COL/C \$2,122
		<b>Upholstery</b>		<b>Shipping</b>		D \$2,265
		COM Ydg	3	Ctn Wt	48	E \$2,409
		COL Sq Ft	54	Cu Ft	25	F \$2,633
				G \$2,870		
				H \$3,126		
				I \$3,524		
				J \$4,003		
				L1 \$2,920		
				L2 \$3,207		

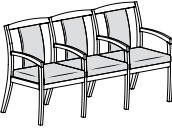

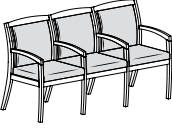
Description	① Model	Specifications	List Price Per Grade
<b>Three Seat Tandem Guest Chair</b> 	<b>GT4993D</b> • upholstered seat • fully upholstered back • solid hardwood back frame with synthetic sheet webbing and ¾" high density polyurethane foam	<b>Dimensions</b>	COM \$2,509
		Overall 24 ½ 64 ⅛ 35 ⅜	A \$2,558
		Seat 18 ¼ 20 19	B \$2,653
		Arm 25 ⅞	COL/C \$2,819
		<b>Upholstery</b>	D \$3,036
		<b>Shipping</b>	E \$3,251
		COM Ydg 4 ½ Ctn Wt 68	F \$3,585
		COL Sq Ft 81 Cu Ft 37	G \$3,945
			H \$4,327
			I \$4,924
<b>Three Seat Tandem Guest Chair</b> 	<b>GT4993E</b> • upholstered seat • ¾ upholstered back • solid hardwood back frame with synthetic sheet webbing and ¾" high density polyurethane foam	<b>Dimensions</b>	COM \$2,486
		Overall 24 ½ 64 ⅛ 35 ⅜	A \$2,535
		Seat 18 ¼ 20 19	B \$2,631
		Arm 25 ⅞	COL/C \$2,798
		<b>Upholstery</b>	D \$3,013
		<b>Shipping</b>	E \$3,229
		COM Ydg 4 ½ Ctn Wt 67	F \$3,563
		COL Sq Ft 81 Cu Ft 37	G \$3,922
			H \$4,304
			I \$4,902
<b>Three Seat Tandem Guest Chair</b> 	<b>GT4993F</b> • upholstered seat • veneer plywood back panel	<b>Dimensions</b>	COM \$2,261
		Overall 24 ½ 64 ⅛ 35 ⅜	A \$2,289
		Seat 19 20 19	B \$2,346
		Arm 25 ⅞	COL/C \$2,442
		<b>Upholstery</b>	D \$2,568
		<b>Shipping</b>	E \$2,694
		COM Ydg 2 ⅞ Ctn Wt 62	F \$2,889
		COL Sq Ft 48 Cu Ft 37	G \$3,098
			H \$3,321
			I \$3,670

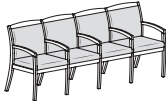
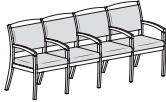

**To Order, Specify:**

- ① Model Number
- ② Wood Species - Maple (M)
- ③ Wood Finish [See Wood Finish Options](#)
- ④ Fabric Selection - vendor, pattern and color  
Visit [www.jsifurniture.com/finishes-and-materials/textiles](http://www.jsifurniture.com/finishes-and-materials/textiles) for our textiles program.  
See selection of standard and graded in manufacturers and patterns.
- ⑤ Optional Black Anti-Microbial Polyurethane Arm Caps  
A. Single Seat - add \$122 list  
B. Two Seat Tandem - add \$182 list
- ⑥ Optional Rubber Cushion Nylon Glides - no upcharge

**Specifications**

- Wood species - Maple.
- Mortise and tenon construction with corner blocks, glue and screws.
- Seat has ½" plywood with synthetic sheet webbing and 2 ½" high density polyurethane foam.
- Wall saver feature.
- Standard with rubber cushion metal glides.

Description	① Model	Specifications				List Price Per Grade	
<div>Three Seat Tandem Guest Chair</div> 	<b>GT4993G</b> <ul style="list-style-type: none"><li>· upholstered seat</li><li>· upholstered plywood back panel with 1/2" high density polyurethane foam</li></ul>	Dimensions	D	W	H	COM	\$2,464
		Overall	24 1/2	64 1/8	35 3/8	A	\$2,493
		Seat	18 1/2	20	19	B	\$2,549
		Arm			25 7/8	COL/C	\$2,646
		Upholstery		Shipping		D	\$2,771
		COM Ydg	2 5/8	Ctn Wt	65	E	\$2,897
		COL Sq Ft	48	Cu Ft	37	F	\$3,093
						G	\$3,301
<div>Three Seat Tandem Guest Chair</div> 	<b>GT4993I</b> <ul style="list-style-type: none"><li>· upholstered seat</li><li>· vertical slat back</li><li>· steam bent slats</li></ul>	Dimensions	D	W	H	COM	\$2,581
		Overall	24 1/2	64 1/8	35 3/8	A	\$2,610
		Seat	19	20	19	B	\$2,665
		Arm			25 7/8	COL/C	\$2,763
		Upholstery		Shipping		D	\$2,889
		COM Ydg	2 5/8	Ctn Wt	65	E	\$3,014
		COL Sq Ft	48	Cu Ft	37	F	\$3,210
						G	\$3,420
<div>Three Seat Tandem Guest Chair</div> 	<b>GT4993J</b> <ul style="list-style-type: none"><li>· upholstered seat</li><li>· upholstered vertical slat back</li><li>· steam bent slats with 3/4" high density polyurethane foam</li></ul>	Dimensions	D	W	H	COM	\$2,706
		Overall	24 1/2	64 1/8	35 3/8	A	\$2,756
		Seat	18 1/4	20	19	B	\$2,851
		Arm			25 7/8	COL/C	\$3,019
		Upholstery		Shipping		D	\$3,233
		COM Ydg	4 1/2	Ctn Wt	68	E	\$3,450
		COL Sq Ft	81	Cu Ft	37	F	\$3,784
						G	\$4,143
						H	\$4,525
						I	\$5,122
						J	\$5,841
						L1	\$4,214
						L2	\$4,645

Description	① Model	Specifications				List Price Per Grade	
<b>Four Seat Tandem Guest Chair</b> 	<b>GT4994D</b> · upholstered seat · fully upholstered back · solid hardwood back frame with synthetic sheet webbing and ¾" high density polyurethane foam	<b>Dimensions</b>	<b>D</b>	<b>W</b>	<b>H</b>	COM	\$3,248
		Overall	24 ½	85 ½	35 ¾	A	\$3,312
		Seat	18 ¼	20	19	B	\$3,440
		Arm			25 ⅞	COL/C	\$3,663
		<b>Upholstery</b>		<b>Shipping</b>		D	\$3,950
		COM Ydg	6	Ctn Wt	88	E	\$4,237
		COL Sq Ft	108	Cu Ft	49	F	\$4,683
						G	\$5,161
<b>Four Seat Tandem Guest Chair</b> 	<b>GT4994E</b> · upholstered seat · ¾ upholstered back · solid hardwood back frame with synthetic sheet webbing and ¾" high density polyurethane foam	<b>Dimensions</b>	<b>D</b>	<b>W</b>	<b>H</b>	COM	\$3,219
		Overall	24 ½	85 ½	35 ¾	A	\$3,282
		Seat	18 ¼	20	19	B	\$3,411
		Arm			25 ⅞	COL/C	\$3,633
		<b>Upholstery</b>		<b>Shipping</b>		D	\$3,920
		COM Ydg	6	Ctn Wt	86	E	\$4,208
		COL Sq Ft	108	Cu Ft	49	F	\$4,654
						G	\$5,132
<b>Four Seat Tandem Guest Chair</b> 	<b>GT4994F</b> · upholstered seat · veneer plywood back panel	<b>Dimensions</b>	<b>D</b>	<b>W</b>	<b>H</b>	COM	\$2,877
		Overall	24 ½	85 ½	35 ¾	A	\$2,915
		Seat	19	20	19	B	\$2,989
		Arm			25 ⅞	COL/C	\$3,119
		<b>Upholstery</b>		<b>Shipping</b>		D	\$3,287
		COM Ydg	3 ½	Ctn Wt	79	E	\$3,454
		COL Sq Ft	63	Cu Ft	49	F	\$3,715
						G	\$3,994
						H	\$4,291
						I	\$4,754
						J	\$5,314
						L1	\$4,049
						L2	\$4,383

**To Order, Specify:**



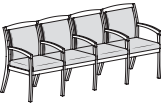
- ① Model Number
- ② Wood Species - Maple (M)
- ③ Wood Finish [See Wood Finish Options](#)
- ④ Fabric Selection - vendor, pattern and color  
Visit [www.jsifurniture.com/finishes-and-materials/textiles](http://www.jsifurniture.com/finishes-and-materials/textiles) for our textiles program.  
See selection of standard and graded in manufacturers and patterns.
- ⑤ Optional Black Anti-Microbial Polyurethane Arm Caps  
A. Three Seat Tandem - add \$241 list  
B. Four Seat Tandem - add \$301 list
- ⑥ Optional Rubber Cushion Nylon Glides - no upcharge

**Specifications**



- Wood species - Maple.
- Mortise and tenon construction with corner blocks, glue and screws.
- Seat has ½" plywood with synthetic sheet webbing and 2 ½" high density polyurethane foam.
- Wall saver feature.
- Standard with rubber cushion metal glides.

Gatsby

C  
O  
K  
C  
0  
0  
2  
0  
5

Description	① Model	Specifications				List Price Per Grade	
<div>Four Seat Tandem Guest Chair</div> 	<b>GT4994G</b> <ul style="list-style-type: none"><li>· upholstered seat</li><li>· upholstered plywood back panel with 1/2" high density polyurethane foam</li></ul>	Dimensions	D	W	H	COM	\$3,164
		Overall	24 1/2	85 1/8	35 3/8	A	\$3,202
		Seat	18 1/2	20	19	B	\$3,276
		Arm			25 7/8	COL/C	\$3,406
		Upholstery		Shipping		D	\$3,574
		COM Ydg	3 1/2	Ctn Wt	85	E	\$3,741
		COL Sq Ft	63	Cu Ft	49	F	\$4,002
						G	\$4,281
<div>Four Seat Tandem Guest Chair</div> 	<b>GT4994I</b> <ul style="list-style-type: none"><li>· upholstered seat</li><li>· vertical slat back</li><li>· steam bent slats</li></ul>	Dimensions	D	W	H	H	\$4,578
		Overall	24 1/2	85 1/8	35 3/8	I	\$5,041
		Seat	19	20	19	J	\$5,601
		Arm			25 7/8	L1	\$4,336
		Upholstery		Shipping		L2	\$4,671
		COM Ydg	3 1/2	Ctn Wt	85		
		COL Sq Ft	63	Cu Ft	49		
<div>Four Seat Tandem Guest Chair</div> 	<b>GT4994J</b> <ul style="list-style-type: none"><li>· upholstered seat</li><li>· upholstered vertical slat back</li><li>· steam bent slats with 3/4" high density polyurethane foam</li></ul>	Dimensions	D	W	H	COM	\$3,295
		Overall	24 1/2	85 1/8	35 3/8	A	\$3,333
		Seat	18 1/4	20	19	B	\$3,408
		Arm			25 7/8	COL/C	\$3,537
		Upholstery		Shipping		D	\$3,705
		COM Ydg	6	Ctn Wt	88	E	\$3,872
		COL Sq Ft	108	Cu Ft	49	F	\$4,132
						G	\$4,412
						H	\$4,709
						I	\$5,173
						J	\$5,732
						L1	\$4,466
						L2	\$4,801

GATSBY

Description	① Model	Specifications				List Price Per Grade	
<b>30" Bariatric Guest Chair</b> 	<b>GT4951D</b> <ul style="list-style-type: none"> <li>upholstered seat</li> <li>fully upholstered back</li> <li>solid hardwood back frame with synthetic sheet webbing and ¾" high density polyurethane foam</li> <li>meets BIFMA x5.11 large occupant standard (253-400 lb individual)</li> </ul>	<b>Dimensions</b>	<b>D</b>	<b>W</b>	<b>H</b>	COM	\$1,925
		Overall	24 ½	32 ⅛	35 ¾	A	\$1,952
		Seat	18 ¼	30	19	B	\$2,004
		Arm			25 ⅞	COL/C	\$2,099
		<b>Upholstery</b>		<b>Shipping</b>		D	\$2,218
		COM Ydg	2 ½	Ctn Wt	46	E	\$2,339
		COL Sq Ft	45	Cu Ft	19	F	\$2,523
						G	\$2,723
						H	\$2,935
						I	\$3,267
<b>30" Bariatric Guest Chair</b> 	<b>GT4951E</b> <ul style="list-style-type: none"> <li>upholstered seat</li> <li>¾ upholstered back</li> <li>solid hardwood back frame with synthetic sheet webbing and ¾" high density polyurethane foam</li> <li>meets BIFMA x5.11 large occupant standard (253-400 lb individual)</li> </ul>	<b>Dimensions</b>	<b>D</b>	<b>W</b>	<b>H</b>	COM	\$1,886
		Overall	24 ½	32 ⅛	35 ¾	A	\$1,913
		Seat	18 ¼	30	19	B	\$1,966
		Arm			25 ⅞	COL/C	\$2,060
		<b>Upholstery</b>		<b>Shipping</b>		D	\$2,179
		COM Ydg	2 ½	Ctn Wt	45	E	\$2,300
		COL Sq Ft	45	Cu Ft	19	F	\$2,484
						G	\$2,684
						H	\$2,896
						I	\$3,228

**To Order, Specify:**

- ① Model Number
- ② Wood Species - Maple (M)
- ③ Wood Finish [See Wood Finish Options](#)
- ④ Fabric Selection - vendor, pattern and color  
Visit [www.jsifurniture.com/finishes-and-materials/textiles](http://www.jsifurniture.com/finishes-and-materials/textiles) for our textiles program. See selection of standard and graded in manufacturers and patterns.
- ⑤ Optional Black Anti-Microbial Polyurethane Arm Caps  
A. Single Seat - add \$122 list  
B. Four Seat Tandem - add \$301 list
- ⑥ Optional Rubber Cushion Nylon Glides - no upcharge

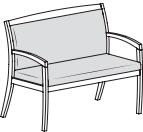

**Specifications**

- Wood species - Maple.
- Mortise and tenon construction with corner blocks, glue and screws.
- Seat has ½" plywood with synthetic sheet webbing and 2 ½" high density polyurethane foam.
- Wall saver feature.
- Standard with rubber cushion metal glides.

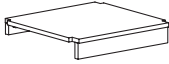
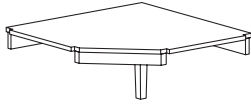
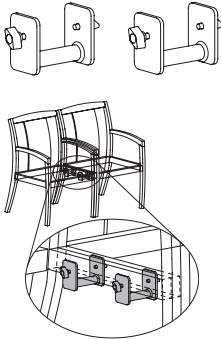


Gatsby

C  
O  
K  
C  
0  
0  
2  
0  
5

Description	① Model	Specifications				List Price Per Grade	
	<b>GT4952D</b> <ul style="list-style-type: none"><li>· upholstered seat</li><li>· fully upholstered back</li><li>· solid hardwood back frame with synthetic sheet webbing and ¾" high density polyurethane foam</li><li>· meets BIFMA x5.11 large occupant standard (253-400 lb individual)</li></ul>	<b>Dimensions</b>		<b>D</b>	<b>W</b>	<b>H</b>	<b>COM</b> \$2,108
		Overall		24 ½	43 ⅛	35 ¾	<b>A</b> \$2,136
		Seat		18 ¼	41	19	<b>B</b> \$2,188
		Arm				25 ⅞	<b>COL/C</b> \$2,281
		<b>Upholstery</b>		<b>Shipping</b>			<b>D</b> \$2,400
		COM Ydg		2 ½	Ctn Wt	56	<b>E</b> \$2,521
		COL Sq Ft		45	Cu Ft	25	<b>F</b> \$2,705
							<b>G</b> \$2,905
							<b>H</b> \$3,118
							<b>I</b> \$3,450
	<b>GT4952E</b> <ul style="list-style-type: none"><li>· upholstered seat</li><li>· ¾ upholstered back</li><li>· solid hardwood back frame with synthetic sheet webbing and ¾" high density polyurethane foam</li><li>· meets BIFMA x5.11 large occupant standard (253-400 lb individual)</li></ul>	<b>Dimensions</b>		<b>D</b>	<b>W</b>	<b>H</b>	<b>COM</b> \$2,070
		Overall		24 ½	43 ⅛	35 ¾	<b>A</b> \$2,099
		Seat		18 ¼	41	19	<b>B</b> \$2,150
		Arm				25 ⅞	<b>COL/C</b> \$2,243
		<b>Upholstery</b>		<b>Shipping</b>			<b>D</b> \$2,363
		COM Ydg		2 ½	Ctn Wt	55	<b>E</b> \$2,483
		COL Sq Ft		45	Cu Ft	25	<b>F</b> \$2,669
							<b>G</b> \$2,868
							<b>H</b> \$3,080
							<b>I</b> \$3,412
							<b>J</b> \$3,810
							<b>L1</b> \$2,907
							<b>L2</b> \$3,146

GATSBY

Description	D	W	H	CTN WT	CU FT	① Model	List Price
<b>20" Center Linking Table</b>  <ul style="list-style-type: none"> <li>attaches between single, bariatric or tandem units</li> <li>linking hardware included</li> <li>no tools required for installation</li> <li>ships KD</li> </ul>	20 3/8	21 1/8	3 5/8	19	2	GT2021LT	\$917
<b>Corner Linking Table</b>  <ul style="list-style-type: none"> <li>attaches between single, bariatric or tandem units</li> <li>linking hardware included</li> <li>no tools required for installation</li> <li>ships KD</li> </ul>	31	31	16 7/8	35	4	GT3131CT	\$1,122
<b>Chair Linking Kit</b>  <ul style="list-style-type: none"> <li>kit contains two brackets and four thumb screws</li> <li>no tools required</li> <li>one kit required for each two guest chairs, bariatric chairs or tandem models that are to be linked together</li> <li>three models linked together require two kits, four models linked together require three kits, etc.</li> </ul>						GT49BRKT	\$155

**To Order, Specify:**

- ① Model Number
- ② Wood Species - Maple (M)
- ③ Wood Finish [See Wood Finish Options](#)
- ④ Fabric Selection - vendor, pattern and color  
Visit [www.jsifurniture.com/finishes-and-materials/textiles](http://www.jsifurniture.com/finishes-and-materials/textiles)  
for our textiles program. See selection of standard and  
graded in manufacturers and patterns.
- ⑤ Optional Black Anti-Microbial Polyurethane Arm Caps -  
add \$122 list
- ⑥ Optional Rubber Cushion Nylon Glides - no upcharge

**Specifications**

- Wood species - Maple.
- Mortise and tenon construction with corner blocks,  
glue and screws.
- Seat has 1/2" plywood with synthetic sheet webbing  
and 2 1/2" high density polyurethane foam.
- Wall saver feature.
- Standard with rubber cushion metal glides.

Harbor Order Check List:



- Specify:
- ☐ 1. Model Number
  - ☐ 2. Wood Species - Maple (M)
  - ☐ 3. Wood Base/Arm Detail Finish
  - ☐ 4. Fabric Selection - vendor, pattern and color
  - ☐ 5. Base Selection - wood base standard; specify wood finish
    - A. Black Polyurethane Base - no upcharge
    - B. Black Jury Base - add \$203 list
  - ☐ 6. Optional Plastic Bumper Guard - add \$25 list

Example:

HB2905 (model #)	M (wood species)	BAR (finish) wood base/arm detail	MOMENTUM (fabric vendor)	VOX (pattern name)	MYSTIC (pattern color)
---------------------	---------------------	---	-----------------------------	-----------------------	---------------------------

1. Model Number

2. Wood Species - Maple (M)

3. Wood Base/Arm Detail Finish Options:

BAR	Barrel	MCH	Mocha
BRK	Brickdust	OBK	Outback
BUF	Buff	PIL	Pilsner
CSK	Cask	PIN	Pinnacle Walnut
CND	Cinder	RAV	Raven
CLY	Clay	RYE	Rye
EGR	Egret	SAB	Sable
FAW	Fawn	SAD	Saddle
FLX	Flax	SIE	Sienna
FLN	Flint	TRF	Truffle
FLO	Florence Walnut	UMB	Umber
LOF	Loft	VAL	Valley
MES	Mesa	WLH	Walnut Heights
MIN	Mineral		

4.Fabric Selection - Please supply the following:  
Fabric vendor/Pattern name/Pattern color

For a complete list of JSI Standard and Graded-In Textiles click here

When specifying contrasting upholstery, indicate clearly which upholstery is to be applied to the seat, back and arms. Use higher grade pricing.

- Indicate direction of fabric - Railroaded or Up the Roll
- Please provide illustration, if available

All COM orders must include the following:

- Vendor's name, pattern name and color
- Sample of the fabric attached to order
- Model numbers of items for fabric application
- front to back unless specified otherwise
- Customer and purchase order number

Ship prepaid COM material to:  
JSI  
Attn: COM Department  
201 East Martin Street  
Receiving B, Dock 71  
Orleans, IN 47452

Application of fabric:  
Railroaded      Up the Roll

All COM orders will ship at standard lead time from receipt of COM except for orders requiring special custom matched finishes.

5. Base Selection - wood base standard; specify wood finish

A. Black polyurethane base - no upcharge

B. Black jury base - add \$203 list

Pneumatic lift-  
NOT self-centering -  
Standard



Mechanical lift  
NOT self-centering -  
MUST BE SPECIFIED

6. Optional Plastic Bumper Guard - add \$25 list

HARBOR

C  
O  
K  
C  
0  
0  
2  
0  
5

l a , . g . e ( s n o i t c u r t s n i n o i t a c i l p p a l a i c e p

Description	① Model	Specifications				List Price Per Grade	
<div>Executive Swivel</div> 	<div>HB2905</div> <ul style="list-style-type: none"><li>· upholstered open arms</li><li>· overall height range is 45 ½ – 50 ½</li><li>· seat height range is 19 – 24</li><li>· arm height range is 27 ½ – 32 ½</li></ul>	Dimensions	D	W	H	COM	\$1,998
		Overall	29	26 ½	50 ½	A	\$2,030
		Seat	19 ½	20 ¾	24	B	\$2,101
		Arm			32 ½	COL/C	\$2,221
		Upholstery	Shipping			D	\$2,371
		COM Ydg	2 ¾	Ctn Wt	50	E	\$2,523
		COL Sq Ft	50	Cu Ft	19	F	\$2,684
						G	\$2,915
<div>Management Swivel</div> 	<div>HB2900</div> <ul style="list-style-type: none"><li>· upholstered open arms</li><li>· overall height range is 39 – 44</li><li>· seat height range is 19 – 24</li><li>· arm height range is 27 ½ – 32 ½</li></ul>	Dimensions	D	W	H	COM	\$1,894
		Overall	28 ½	26 ½	44	A	\$1,925
		Seat	19 ½	20 ¾	24	B	\$1,987
		Arm			32 ½	COL/C	\$2,096
		Upholstery	Shipping			D	\$2,235
		COM Ydg	2 ½	Ctn Wt	46	E	\$2,372
		COL Sq Ft	45	Cu Ft	14	F	\$2,520
						G	\$2,730
						H	\$2,950
						I	\$3,299
						J	\$3,717
						L1	\$2,771
						L2	\$2,995

**To Order, Specify:**

- ① Model Number
- ② Wood Species - Maple (M)
- ③ Wood Base/Arm Detail Finish [See Wood Base/Arm Detail Finish Options](#)
- ④ Fabric Selection - vendor, pattern and color  
Visit [www.jsifurniture.com/finishes-and-materials/textiles](http://www.jsifurniture.com/finishes-and-materials/textiles) for our textiles program.  
See selection of standard and graded in manufacturers and patterns.
- ⑤ Base Selection - wood base standard; specify wood finish  
A. Black Polyurethane Base - no upcharge  
B. Black Jury Base - add \$203 list  
(self-centering manual available - specify when ordering)
- ⑥ Optional Plastic Bumper Guard - add \$25 list

**Specifications**

- Wood species - Maple.
- Seat and back are 3" high density polyurethane foam.
- Swivel models revolve, adjusts for height and tension, have swivel tilt, a pneumatic lift with wood base and black dual wheel casters.
- Arms have ½" polyurethane foam.
- Frame construction consist of one piece molded plywood shell.

Harbor Order Check List:



- Specify:
- ☐ 1. Model Number
  - ☐ 2. Wood Species - Maple (M)
  - ☐ 3. Wood Finish
  - ☐ 4. Fabric Selection - vendor, pattern and color
  - ☐ 5. Optional Casters - add \$123 list; specify color
  - ☐ 6. Optional Rubber Cushion Nylon Glides - no upcharge

Example:

HB2901	M	BAR	MOMENTUM	VOX	MYSTIC
(model #)	(wood species)	(finish)	(fabric vendor)	(pattern name)	(pattern color)

1. Model Number

2. Wood Species - Maple (M)

3. Wood Finish Options:

BAR	Barrel	MCH	Mocha
BRK	Brickdust	OBK	Outback
BUF	Buff	PIL	Pilsner
CSK	Cask	PIN	Pinnacle Walnut
CND	Cinder	RAV	Raven
CLY	Clay	RYE	Rye
EGR	Egret	SAB	Sable
FAW	Fawn	SAD	Saddle
FLX	Flax	SIE	Sienna
FLN	Flint	TRF	Truffle
FLO	Florence Walnut	UMB	Umber
LOF	Loft	VAL	Valley
MES	Mesa	WLH	Walnut Heights
MIN	Mineral		

4. Fabric Selection - Please supply the following:  
Fabric vendor/Pattern name/Pattern color

[For a complete list of JSI Standard and Graded-In Textiles click here](#)

When specifying contrasting upholstery, indicate clearly which upholstery is to be applied to the seat, back and arms. Use higher grade pricing.

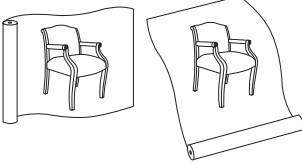
- Indicate direction of fabric - Railroaded or Up the Roll
- Please provide illustration, if available

All COM orders must include the following:

- Vendor's name, pattern name and color
- Sample of the fabric attached to order
- Model numbers of items for fabric application front to back unless specified otherwise)
- Customer and purchase order number

Ship prepaid COM material to:  
JSI  
Attn: COM Department  
201 East Martin Street  
Receiving B, Dock 71  
Orleans, IN 47452

Application of fabric:  
Railroaded      Up the Roll



All COM orders will ship at standard lead time from receipt of COM except for orders requiring special custom matched finishes.


5. Optional Casters - add \$123 list; specify color.

- Color:
- Black
  - Antique Brass

6. Optional Rubber Cushion Nylon Glides - no upcharge

HARBOR

C  
O  
K  
C  
0  
0  
2  
0  
5

Description	① Model	Specifications				List Price Per Grade			
	HB2901	Dimensions		D	W	H	COM	\$1,419	
		Overall		26	24 ¾	34	A	\$1,446	
		Seat		18 ½	20	19	B	\$1,493	
		Arm				26 ½	COL/C	\$1,582	
		Upholstery		Shipping			D	\$1,693	
		COM Ydg		2	Ctn Wt	40	E	\$1,803	
		COL Sq Ft		36	Cu Ft	16	F	\$1,921	
								G	\$2,087
								H	\$2,266
								I	\$2,546
								J	\$2,879
								L1	\$2,121
								L2	\$2,300

**To Order, Specify:**

- ① Model Number
- ② Wood Species - Maple (M)
- ③ Wood Finish [See Wood Finish Options](#)
- ④ Fabric Selection - vendor, pattern and color  
Visit [www.jsifurniture.com/finishes-and-materials/textiles](http://www.jsifurniture.com/finishes-and-materials/textiles) for our textiles program.  
See selection of standard and graded in manufacturers and patterns.
- ⑤ Optional Casters - add \$123 list; specify color
- ⑥ Optional Rubber Cushion Nylon Glides - no upcharge

**Specifications**

- Wood species - Maple.
- Seat has synthetic sheet webbing and 2" polyurethane foam.
- Back has polypropylene webbing and 3 ½" polyurethane foam.
- Spiral grooved hardwood dowels with corner blocks, glue and screws.
- Standard with rubber cushion metal glides.

Harbor Lounge Order Check List:



Specify:

☐ 1. Model Number

☐ 2. Wood Species - Maple (M)

☐ 3. Wood Finish

☐ 4. Fabric Selection - vendor, pattern and color

☐ 5. Optional Rubber Cushion Nylon Glides - no upcharge

Example:

HD2911	M	BAR	MOMENTUM	VOX	MYSTIC
(model #)	(wood species)	(finish)	(fabric vendor)	(pattern name)	(pattern color)

1. Model Number

2. Wood Species - Maple (M)

3. Wood Finish Options:

BAR	Barrel	MCH	Mocha
BRK	Brickdust	OBK	Outback
BUF	Buff	PIL	Pilsner
CSK	Cask	PIN	Pinnacle Walnut
CND	Cinder	RAV	Raven
CLY	Clay	RYE	Rye
EGR	Egret	SAB	Sable
FAW	Fawn	SAD	Saddle
FLX	Flax	SIE	Sienna
FLN	Flint	TRF	Truffle
FLO	Florence Walnut	UMB	Umber
LOF	Loft	VAL	Valley
MES	Mesa	WLH	Walnut Heights
MIN	Mineral		

4. Fabric Selection - Please supply the following:  
Fabric vendor/Pattern name/Pattern color

For a complete list of JSI Standard and Graded-In Textiles click here

When specifying contrasting upholstery, indicate clearly which upholstery is to be applied to the seat and back. Use higher grade pricing.

- Indicate direction of fabric - Railroaded or Up the Roll
- Please provide illustration, if available

All COM orders must include the following:

- Vendor's name, pattern name and color
- Sample of the fabric attached to order
- Model numbers of items for fabric application
- Special application instructions (e.g., all stripes will be applied front to back unless specified otherwise)
- Customer and purchase order number

Ship prepaid COM material to:  
JSI  
Attn: COM Department  
201 East Martin Street  
Receiving B, Dock 71  
Orleans, IN 47452




Application of fabric:  
RailroadedUp the Roll

All COM orders will ship at standard lead time from receipt of COM except for orders requiring special custom matched finishes.

5. Optional Rubber Cushion Nylon Glides - no upcharge

HARBOR

C  
O  
K  
C  
0  
0  
2  
0  
5

Description	① Model	Specifications				List Price Per Grade	
<b>Club Chair</b> 	<b>HB2911</b>	<b>Dimensions</b>	<b>D</b>	<b>W</b>	<b>H</b>	<b>COM</b>	<b>\$2,262</b>
		Overall	30 ½	28 ½	34 ½	<b>A</b>	<b>\$2,339</b>
		Seat	19 ¼	18 ½	17 ½	<b>B</b>	<b>\$2,486</b>
		Arm			29	<b>COL/C</b>	<b>\$2,745</b>
		<b>Upholstery</b>		<b>Shipping</b>		<b>D</b>	<b>\$3,079</b>
		COM Ydg	6	Ctn Wt	70	<b>E</b>	<b>\$3,413</b>
		COL Sq Ft	120	Cu Ft	31	<b>F</b>	<b>\$3,764</b>
						<b>G</b>	<b>\$4,264</b>
						<b>H</b>	<b>\$4,799</b>
						<b>I</b>	<b>\$5,633</b>
<b>Loveseat</b> 	<b>HB2912</b>	<b>Dimensions</b>	<b>D</b>	<b>W</b>	<b>H</b>	<b>COM</b>	<b>\$2,905</b>
		Overall	30 ½	52 ½	34 ½	<b>A</b>	<b>\$3,012</b>
		Seat	19 ¼	42 ½	17 ½	<b>B</b>	<b>\$3,221</b>
		Arm			29	<b>COL/C</b>	<b>\$3,587</b>
		<b>Upholstery</b>		<b>Shipping</b>		<b>D</b>	<b>\$4,061</b>
		COM Ydg	8 ½	Ctn Wt	95	<b>E</b>	<b>\$4,533</b>
		COL Sq Ft	170	Cu Ft	51	<b>F</b>	<b>\$5,034</b>
						<b>G</b>	<b>\$5,743</b>
						<b>H</b>	<b>\$6,497</b>
						<b>I</b>	<b>\$7,677</b>
<b>Sofa</b> 	<b>HB2913</b>	<b>Dimensions</b>	<b>D</b>	<b>W</b>	<b>H</b>	<b>COM</b>	<b>\$3,705</b>
		Overall	30 ½	76 ½	34 ½	<b>A</b>	<b>\$3,841</b>
		Seat	19 ¼	66 ½	17 ½	<b>B</b>	<b>\$4,114</b>
		Arm			29	<b>COL/C</b>	<b>\$4,589</b>
		<b>Upholstery</b>		<b>Shipping</b>		<b>D</b>	<b>\$5,200</b>
		COM Ydg	11	Ctn Wt	125	<b>E</b>	<b>\$5,814</b>
		COL Sq Ft	220	Cu Ft	74	<b>F</b>	<b>\$6,459</b>
						<b>G</b>	<b>\$7,375</b>
						<b>H</b>	<b>\$8,353</b>
						<b>I</b>	<b>\$9,884</b>

**To Order, Specify:**

- ① Model Number
- ② Wood Species - Maple (M)
- ③ Wood Finish [See Wood Finish Options](#)
- ④ Fabric Selection - vendor, pattern and color  
Visit [www.jsifurniture.com/finishes-and-materials/textiles](http://www.jsifurniture.com/finishes-and-materials/textiles)  
for our textiles program. See selection of standard and  
graded in manufacturers and patterns.
- ⑤ Optional Rubber Cushion Nylon Glides - no upcharge

**Specifications**

- Wood species - Maple.
- Seat has synthetic sheet webbing with cross strap reinforcement and 3 ½" polyurethane high density foam.
- Back has synthetic sheet webbing and 3 ½" polyurethane high density foam.
- Arms have ½" polyurethane foam.
- Spiral grooved hardwood dowels with corner blocks, glue and screws.
- Standard with rubber cushion metal glides.



Hoopz Order Check List:



Specify:

☐ 1. Model Number

☐ 2. Seat and Back Plastic Color

☐ 3. Fabric Selections - vendor, pattern and color

☐ 4. Metal Frame Color

A. Tier 1 - no upcharge

B. Tier 2 - add \$150 list

C. Tier 3 - add \$170 list

Example:

HZ143PA	DGM	CHR
(model #)	(seat & back color)	(metal frame color)

1. Model Number

All COM orders will ship at standard lead time from receipt of COM except for orders requiring special custom matched finishes.

2. Seat and Back Plastic Color Options: (seat and back will be the same color)	4. Metal Frame Color
BBM Balanced Beige	Tier 1:
DGM Dancing Green	MBK Matte Black
EWM Extra White	CHR Chrome
HSM Heartstone Gray	Tier 2: add \$150 list
SRM Stop Red	ABZ Aged Bronze
TBM Tricorn Black	ASL Arctic Silver
	BWH Bright White
	GLD Gold
3. Fabric Selection - Please supply the following: Fabric vendor/Pattern name/Pattern color	Tier 3: add \$170 list
	BRD Beige Red (RAL3012)
	CAR Carmine Red (RAL3002)
	COP Copper Brown (RAL8004)
	HYL Honey Yellow (RAL1005)
	LGR Leaf Green (RAL6002)
	MHB Mahogany Brown (RAL8016)
	MTQ Mint Turquoise (RAL6033)
	OGR Olive Green (RAL6003)
	PPV Purple Violet (RAL4007)
	QZG Quartz Grey (RAL7039)
	SAL Salmon Orange (RAL2012)
	SPB Sapphire Blue (RAL4007)
	SGR Signal Green (RAL6032)
	SIG Signal Orange (RAL2010)
	SGY Silk Grey (RAL7044)
	SKY Sky Blue (RAL5015)
	TBL Traffic Blue (RAL5017)
	TRD Traffic Red (RAL3020)
	TQP Turquoise Pastel (RAL6034)
	ZYL Zinc Yellow (RAL1018)

[For a complete list of JSI Standard and Graded-In Textiles click here](#)

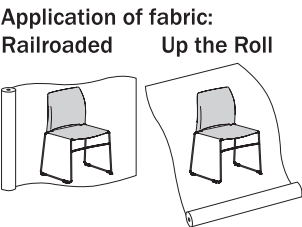
When specifying contrasting upholstery, indicate clearly which upholstery is to be applied to the seat and back. Use higher grade pricing.

- Indicate direction of fabric - Railroaded or Up the Roll
- Please provide illustration, if available

All COM orders must include the following:


- Vendor's name, pattern name and color
- Sample of the fabric attached to order
- Model numbers of items for fabric application
- front to back unless specified otherwise)
- Customer and purchase order number


Ship prepaid COM material to:  
JSI  
Attn: COM Dept  
201 East Martin Street  
Receiving B, Dock 71  
Orleans, IN 47452




Matte Black, Pewter or Aged Bronze metal frame dictates black glide sleeve.

All other metal frame finishes dictate clear glide sleeve.

Description	① Model	Specifications				List Price Per Grade
<div>Guest Chair, Plastic Perforated Back - Plastic Seat</div> <div></div>	<div><b>HZ143PA</b></div> <ul style="list-style-type: none"><li>· plastic seat</li><li>· plastic, perforated back</li><li>· metal frame</li><li>· load capacity meets or exceeds BIFMA requirements</li><li>· integrated passive linking glide</li><li>· stacks 10 high on the floor or 45 on the cart</li></ul>	Dimensions	D	W	H	\$333
		Overall	22	21 ¾	33	
		Seat	16 ¾	17 ½	18	
		Upholstery	Shipping			
			Ctn Wt	13		
			Cu Ft	12		

<div>Guest Chair, Plastic Back with Holes - Plastic Seat</div> 	<div>HZ143HA</div> <ul style="list-style-type: none"><li>• plastic seat</li><li>• plastic, holes back</li><li>• metal frame</li><li>• load capacity meets or exceeds BIFMA requirements</li><li>• integrated passive linking glide</li><li>• stacks 10 high on the floor or 45 on the cart</li></ul>	Dimensions			\$333	
		D	W	H		
		Overall	22	21 ¾		33
		Seat	16 ¾	17 ½		18
		Upholstery		Shipping		
	Ctn Wt	13				
	Cu Ft	12				


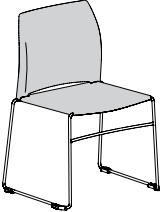


Guest Chair, Plastic Perforated Back - Upholstered Seat  	<b>HZ143PC</b> • upholstered seat • plastic, perforated back • metal frame • load capacity meets or exceeds BIFMA requirements • integrated passive linking glide • stacks 10 high on the floor or 10 on the cart	Dimensions	D	W	H	COM \$507	
		Overall	22	21 ¾	33	A \$516	
		Seat	16 ¾	17 ½	18	B \$535	
		Upholstery	Shipping			COL/C \$566	
		COM Ydg	¾	Ctn Wt	13	D \$607	
		COL Sq Ft	15	Cu Ft	12	E \$648	
						F \$713	
						G \$779	
						H \$854	
						I \$968	
						J \$1,103	
						L1 \$796	
						L2 \$875	


**To Order, Specify:**

- ① Model Number
- ② Seat and Back Plastic Color [See Seat and Back Plastic Color Options](#)
- ③ Fabric Selection - vendor, pattern and color  
Visit [www.jsifurniture.com/finishes-and-materials/textiles](http://www.jsifurniture.com/finishes-and-materials/textiles) for our textiles program.  
See selection of standard and graded in manufacturers and patterns.
- ④ Metal Frame Color [See Metal Frame Tier/Color Options](#)


**Specifications**

- Metal frame.
- Load capacity meets or exceeds BIFMA requirements.
- Integrated passive linking glide.

Description	① Model	Specifications				List Price Per Grade
Guest Chair, Plastic Back with Holes - Upholstered Seat  	<b>HZ143HC</b> · upholstered seat · plastic, holes back · metal frame · load capacity meets or exceeds BIFMA requirements · integrated passive linking glide · stacks 10 high on the floor or 10 on the cart	Dimensions	D	W	H	COM \$507
		Overall	22	21 ¾	33	A \$516
		Seat	16 ¾	17 ½	18	B \$535
		Upholstery		Shipping		COL/C \$566
		COM Ydg	¾	Ctn Wt	13	D \$607
		COL Sq Ft	15	Cu Ft	12	E \$648
						F \$713
						G \$779
						H \$854
						I \$968
						J \$1,103
						L1 \$796
						L2 \$875
Guest Chair, Fully Upholstered  	<b>HZ143D</b> · upholstered seat · fully upholstered back · metal frame · load capacity meets or exceeds BIFMA requirements · integrated passive linking glide · stacks 6 high on the floor or 10 on the cart	Dimensions	D	W	H	COM \$608
		Overall	22	21 ¾	33	A \$624
		Seat	16 ¾	17 ½	18	B \$654
		Upholstery		Shipping		COL/C \$707
		COM Ydg	1 ¼	Ctn Wt	15	D \$775
		COL Sq Ft	23	Cu Ft	12	E \$845
						F \$951
						G \$1,065
						H \$1,184
						I \$1,375
						J \$1,603
						L1 \$1,087
						L2 \$1,223
39¾" Counter Height Stool, Plastic Perforated Back - Plastic Seat  	<b>HZ144PA</b> · plastic seat · plastic, perforated back · metal frame · load capacity meets or exceeds BIFMA requirements · integrated passive linking glide	Dimensions	D	W	H	\$655
		Overall	23	21 ¾	39 ¾	
		Seat	16 ¾	17 ½	24 ¾	
		Upholstery		Shipping		
				Ctn Wt	19	
				Cu Ft	14	
39¾" Counter Height Stool, Plastic Back with Holes - Plastic Seat  	<b>HZ144HA</b> · plastic seat · plastic, holes back · metal frame · load capacity meets or exceeds BIFMA requirements · integrated passive linking glide	Dimensions	D	W	H	\$655
		Overall	23	21 ¾	39 ¾	
		Seat	16 ¾	17 ½	24 ¾	
		Upholstery		Shipping		
				Ctn Wt	19	
				Cu Ft	14	

Description	① Model	Specifications				List Price Per Grade	
39¾" Counter Height Stool, Plastic Perforated Back - Upholstered Seat	<b>HZ144PC</b> <ul style="list-style-type: none"> <li>upholstered seat</li> <li>plastic, perforated back</li> <li>metal frame</li> <li>load capacity meets or exceeds BIFMA requirements</li> <li>integrated passive linking glide</li> </ul>	Dimensions	D	W	H	COM	\$856
		Overall	23	21 ¾	39 ¾	A	\$866
		Seat	16 ¾	17 ½	24 ¾	B	\$883
		Upholstery		Shipping		COL/C	\$916
		COM Ydg	¾	Ctn Wt	19	D	\$957
		COL Sq Ft	15	Cu Ft	14	E	\$998
						F	\$1,060
						G	\$1,130
						H	\$1,202
						I	\$1,315
						J	\$1,452
						L1	\$1,142
						L2	\$1,225

39¾" Counter Height Stool, Plastic Back with Holes - Upholstered Seat	<b>HZ144HC</b> <ul style="list-style-type: none"> <li>upholstered seat</li> <li>plastic, holes back</li> <li>metal frame</li> <li>load capacity meets or exceeds BIFMA requirements</li> <li>integrated passive linking glide</li> </ul>	Dimensions	D	W	H	COM	\$856
		Overall	23	21 ¾	39 ¾	A	\$866
		Seat	16 ¾	17 ½	24 ¾	B	\$883
		Upholstery		Shipping		COL/C	\$916
		COM Ydg	¾	Ctn Wt	19	D	\$957
		COL Sq Ft	15	Cu Ft	14	E	\$998
						F	\$1,060
						G	\$1,130
						H	\$1,202
						I	\$1,315
						J	\$1,452
						L1	\$1,142
						L2	\$1,225

**To Order, Specify:**

- ① Model Number
- ② Seat and Back Plastic Color [See Seat and Back Plastic Color Options](#)
- ③ Fabric Selection - vendor, pattern and color  
Visit [www.jsifurniture.com/finishes-and-materials/textiles](http://www.jsifurniture.com/finishes-and-materials/textiles) for our textiles program.  
See selection of standard and graded in manufacturers and patterns.
- ④ Metal Frame Color [See Metal Frame Tier/Color Options](#)

**Specifications**

- Metal frame.
- Load capacity meets or exceeds BIFMA requirements.
- Integrated passive linking glide.

## Hoopz

C  
O  
K  
C  
0  
0  
2  
0  
5


Description	① Model	Specifications	List Price Per Grade																								
39¾" Counter Height Stool, Fully Upholstered	<b>HZ144D</b> <ul style="list-style-type: none"> <li>· upholstered seat</li> <li>· fully upholstered back</li> <li>· metal frame</li> <li>· load capacity meets or exceeds BIFMA requirements</li> <li>· integrated passive linking glide</li> </ul>	<table> <tr> <th>Dimensions</th><th>D</th><th>W</th><th>H</th></tr> <tr> <td>Overall</td><td>23</td><td>21 ¾</td><td>39 ¾</td></tr> <tr> <td>Seat</td><td>16 ¾</td><td>17 ½</td><td>24 ¾</td></tr> <tr> <th colspan="2">Upholstery</th><th colspan="2">Shipping</th></tr> <tr> <td>COM Ydg</td><td>1 ¼</td><td>Ctn Wt</td><td>21</td></tr> <tr> <td>COL Sq Ft</td><td>23</td><td>Cu Ft</td><td>14</td></tr> </table>	Dimensions	D	W	H	Overall	23	21 ¾	39 ¾	Seat	16 ¾	17 ½	24 ¾	Upholstery		Shipping		COM Ydg	1 ¼	Ctn Wt	21	COL Sq Ft	23	Cu Ft	14	COM \$939 A \$956 B \$983 COL/C \$1,038 D \$1,106 E \$1,175 F \$1,282 G \$1,397 H \$1,515 I \$1,706 J \$1,934 L1 \$1,418 L2 \$1,554
Dimensions	D	W	H																								
Overall	23	21 ¾	39 ¾																								
Seat	16 ¾	17 ½	24 ¾																								
Upholstery		Shipping																									
COM Ydg	1 ¼	Ctn Wt	21																								
COL Sq Ft	23	Cu Ft	14																								



43" Bar Stool, Plastic Perforated Back - Plastic Seat	<b>HZ148PA</b> <ul style="list-style-type: none"> <li>· plastic seat</li> <li>· plastic, perforated back</li> <li>· metal frame</li> <li>· load capacity meets or exceeds BIFMA requirements</li> <li>· integrated passive linking glide</li> </ul>	<table> <tr> <th>Dimensions</th><th>D</th><th>W</th><th>H</th></tr> <tr> <td>Overall</td><td>23</td><td>21 ¾</td><td>43</td></tr> <tr> <td>Seat</td><td>16 ¾</td><td>17 ½</td><td>28</td></tr> <tr> <th colspan="2">Upholstery</th><th colspan="2">Shipping</th></tr> <tr> <td></td><td></td><td>Ctn Wt</td><td>25</td></tr> <tr> <td></td><td></td><td>Cu Ft</td><td>15</td></tr> </table>	Dimensions	D	W	H	Overall	23	21 ¾	43	Seat	16 ¾	17 ½	28	Upholstery		Shipping				Ctn Wt	25			Cu Ft	15	\$655
Dimensions	D	W	H																								
Overall	23	21 ¾	43																								
Seat	16 ¾	17 ½	28																								
Upholstery		Shipping																									
		Ctn Wt	25																								
		Cu Ft	15																								





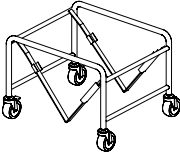
43" Bar Stool, Plastic Back with Holes - Plastic Seat	<b>HZ148HA</b> <ul style="list-style-type: none"> <li>· plastic seat</li> <li>· plastic, holes back</li> <li>· metal frame</li> <li>· load capacity meets or exceeds BIFMA requirements</li> <li>· integrated passive linking glide</li> </ul>	<table> <tr> <th>Dimensions</th><th>D</th><th>W</th><th>H</th></tr> <tr> <td>Overall</td><td>23</td><td>21 ¾</td><td>43</td></tr> <tr> <td>Seat</td><td>16 ¾</td><td>17 ½</td><td>28</td></tr> <tr> <th colspan="2">Upholstery</th><th colspan="2">Shipping</th></tr> <tr> <td></td><td></td><td>Ctn Wt</td><td>25</td></tr> <tr> <td></td><td></td><td>Cu Ft</td><td>15</td></tr> </table>	Dimensions	D	W	H	Overall	23	21 ¾	43	Seat	16 ¾	17 ½	28	Upholstery		Shipping				Ctn Wt	25			Cu Ft	15	\$655
Dimensions	D	W	H																								
Overall	23	21 ¾	43																								
Seat	16 ¾	17 ½	28																								
Upholstery		Shipping																									
		Ctn Wt	25																								
		Cu Ft	15																								



43" Bar Stool, Plastic Perforated Back - Upholstered Seat	<b>HZ148PC</b> <ul style="list-style-type: none"> <li>· upholstered seat</li> <li>· plastic, perforated back</li> <li>· metal frame</li> <li>· load capacity meets or exceeds BIFMA requirements</li> <li>· integrated passive linking glide</li> </ul>	<table> <tr> <th>Dimensions</th><th>D</th><th>W</th><th>H</th></tr> <tr> <td>Overall</td><td>23</td><td>21 ¾</td><td>43</td></tr> <tr> <td>Seat</td><td>16 ¾</td><td>17 ½</td><td>28</td></tr> <tr> <th colspan="2">Upholstery</th><th colspan="2">Shipping</th></tr> <tr> <td>COM Ydg</td><td>¾</td><td>Ctn Wt</td><td>25</td></tr> <tr> <td>COL Sq Ft</td><td>15</td><td>Cu Ft</td><td>15</td></tr> </table>	Dimensions	D	W	H	Overall	23	21 ¾	43	Seat	16 ¾	17 ½	28	Upholstery		Shipping		COM Ydg	¾	Ctn Wt	25	COL Sq Ft	15	Cu Ft	15	COM \$856 A \$866 B \$883 COL/C \$916 D \$957 E \$998 F \$1,060 G \$1,130 H \$1,202 I \$1,315 J \$1,452 L1 \$1,142 L2 \$1,225
Dimensions	D	W	H																								
Overall	23	21 ¾	43																								
Seat	16 ¾	17 ½	28																								
Upholstery		Shipping																									
COM Ydg	¾	Ctn Wt	25																								
COL Sq Ft	15	Cu Ft	15																								



Description	① Model	Specifications	List Price Per Grade
43" h Bar Stool, Plastic Back with Holes - Upholstered Seat 	<b>HZ148HC</b> <ul style="list-style-type: none"><li>· upholstered seat</li><li>· plastic, holes back</li><li>· metal frame</li><li>· load capacity meets or exceeds BIFMA requirements</li><li>· integrated passive linking glide</li></ul>	<b>Dimensions</b>	COM \$856
		Overall 23 21 ¾ 43	A \$866
		Seat 16 ¾ 17 ½ 28	B \$883
		<b>Upholstery</b>	COL/C \$916
		<b>Shipping</b>	D \$957
		COM Ydg ¾ Ctn Wt 25	E \$998
		COL Sq Ft 15 Cu Ft 15	F \$1,060
			G \$1,130
			H \$1,202
			I \$1,315
			J \$1,452
			L1 \$1,142
			L2 \$1,225
43" h Bar Stool, Fully Upholstered 	<b>HZ148D</b> <ul style="list-style-type: none"><li>· upholstered seat</li><li>· fully upholstered back</li><li>· metal frame</li><li>· load capacity meets or exceeds BIFMA requirements</li><li>· integrated passive linking glide</li></ul>	<b>Dimensions</b>	COM \$939
		Overall 23 21 ¾ 43	A \$956
		Seat 16 ¾ 17 ½ 28	B \$983
		<b>Upholstery</b>	COL/C \$1,038
		<b>Shipping</b>	D \$1,106
		COM Ydg 1 ¼ Ctn Wt 27	E \$1,175
		COL Sq Ft 23 Cu Ft 15	F \$1,282
			G \$1,397
			H \$1,515
			I \$1,706
			J \$1,934
			L1 \$1,418
			L2 \$1,554

Description	① Model	Specifications	List Price Per Grade
Transportation Cart 	<b>HZ140</b> <ul style="list-style-type: none"><li>· welded steal frame</li><li>· welded steel frame</li><li>· two locking casters</li><li>· only available in black</li><li>· plastic seat - stack 45 high on the cart</li><li>· upholstered seat - stack 10 high on the cart</li><li>· fully upholstered chair - stack 10 high on the cart</li></ul>	<b>Dimensions</b>	\$1,312
		30 26 19	
		<b>Shipping</b>	
		Ctn Wt 40	
		Cu Ft 9	

**To Order, Specify:**

- ① Model Number
- ② Seat and Back Plastic Color [See Seat and Back Plastic Color Options](#)
- ③ Fabric Selection - vendor, pattern and color  
Visit [www.jsifurniture.com/finishes-and-materials/textiles](http://www.jsifurniture.com/finishes-and-materials/textiles) for our textiles program.  
See selection of standard and graded in manufacturers and patterns.
- ④ Metal Frame Color [See Metal Frame Tier/Color Options](#)

**Specifications**

- Metal frame.
- Load capacity meets or exceeds BIFMA requirements.
- Integrated passive linking glide.

Indie

Indie Seating Order Check List:



**Specify:**

☐ 1. Model Number

☐ 2. Wood Species - STANDARD Maple (M) - no upcharge, PREMIUM Walnut (W) or White Oak (WK1) - upcharge applies

☐ 3. Wood Finish

☐ 4. Fabric Selection - vendor, pattern and color

☐ 5. Optional Power Center

- Under Mount (EC30) - Black (B) or White (W); add \$363 list each and indicate left or right arm, optional Graphite (G) cord available, specify and add \$187 list
- Flush Mount (EC31) - Black (B) or White (W); add \$420 list each and indicate left or right arm, optional Graphite (G) cord available, specify and add \$187 list
- Arm Mounted Power Block (EC32) - add \$515 list each and indicate left or right arm and cord color; Graphite, Indigo or Yellow

☐ 6. Optional Arm Mounted Knob - add \$123 list each and indicate left or right arm

☐ 7. Optional Arm Mounted Pouch - add \$306 list each and indicate left or right arm

☐ 8. Optional Rubber Cushion Nylon Glides - no upcharge

Example:

INS3262-29 (model #)	M (wood species)	BAR (finish)	MOMENTUM (fabric vendor)	VOX (pattern name)	MYSTIC (pattern color)
-------------------------	---------------------	-----------------	-----------------------------	-----------------------	---------------------------

1. Model Number

INS3262-29 (model #) | M (wood species) | BAR (finish) | MOMENTUM (fabric vendor) | VOX (pattern name) | MYSTIC (pattern color)

Paint Color - Add \$45 list per item

BKD	Backdrop	NVL	Novel Lilac
BFX	Black Fox	PPL	Patchwork Plum
BRV	Bravado Red	PGR	Pepper Green
BWH	Bright White	QAL	Queen Anne Lilac
BRF	Broccoflower	RPT	Redend Point
BTT	Butternut	ROS	Rose Tan
CCY	Canyon Clay	SAU	Saucy Gold
CHT	Chatroom	SVP	Silverplate
DEN	Denim	SKS	Skyline Steel
GAL	Gale Force	STM	Storm
GRV	Greek Villa	TRC	Tricorn Black
KGR	Kendal Green	UKH	Universal Khaki
NWH	Nonchalant White	WBL	Windy Blue

3. Wood Finish/Color Options:

**Maple Frame**

BAR	Barrel	MCH	Mocha
BRK	Brickdust	OBK	Outback
BUF	Buff	PIL	Pilsner
CSK	Cask	PIN	Pinnacle Walnut
CND	Cinder	RAV	Raven
CLY	Clay	RYE	Rye
EGR	Egret	SAB	Sable
FAW	Fawn	SAD	Saddle
FLX	Flax	SIE	Sienna
FLN	Flint	TRF	Truffle
FLO	Florence Walnut	UMB	Umber
LOF	Loft	VAL	Valley
MES	Mesa	WLH	Walnut Heights
MIN	Mineral		

**\*Note:** Walnut and White Oak Solid Hardwoods are PREMIUM materials and an upcharge applies. Associated upcharges are located in the bullet points under units where applicable.

**\*Walnut Frame - upcharge applies**

BRK	Brickdust	PIN	Pinnacle Walnut
CSK	Cask	SIE	Sienna
MES	Mesa	TRF	Truffle
MCH	Mocha	UMB	Umber

**\*White Oak Frame - upcharge applies**

BAR	Barrel	LOF	Loft
BUF	Buff	MIN	Mineral
CSK	Cask	RAV	Raven
CND	Cinder	RYE	Rye
EGR	Egret	SAB	Sable
FAW	Fawn	SAD	Saddle
FLN	Flint	UMB	Umber

4. Fabric Selection - Please supply the following:  
Fabric vendor/Pattern name/Pattern color

[For a complete list of JSI Standard and Graded-In Textiles click here](#)

- Indicate direction of fabric - Railroaded or Up the Roll
- Please provide illustration, if available

**All COM orders must include the following:**

C  
O  
K  
C  
0  
0  
2  
0  
5

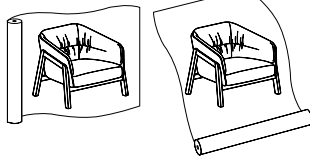
INDIE



- Vendor's name, pattern name and color
- Sample of the fabric attached to the order
- Model numbers of items for fabric application
- Customer and purchase order number

Ship prepaid COM  
material to:  
JSI  
Attn: COM Department  
201 East Martin Street  
Receiving B, Dock 71  
Orleans, IN 47452

Application of fabric:  
Railroaded Up the Roll



All COM orders will ship at standard lead time from receipt of COM  
except for orders requiring special custom matched  
finishes.

## 5. Power Centers

### EC30 - Under Mount

- Frame mounted simplex receptacle and two USB/10' - three prong power cord/factory installed.
- Specify Black (B) or White (W) and add \$363 list each. Indicate left or right arm (as seated). Cord color will match unit unless optional Graphite cord is specified. Add \$187 list for optional Graphite cord.



### EC31 - Flush Mount

- Integrated simplex receptacle and two USB/10' - three prong power cord/factory installed
- Specify Black (B) or White (W) and add \$420 list each. Indicate left or right arm (as seated). Cord color will match unit unless optional Graphite cord is specified. Add \$187 list for optional Graphite cord.



### EC32 - Arm Mounted Power Block

- Indicate left or right arm (as seated) and add \$515 list each. Specify cord color; Graphite (G), Indigo (I) or Yellow (Y). Power Block will be finished the same as the frame of the chair.



- 6. **Arm Mounted Knob** - A factory installed arm mounted knob can be specified. Indicate left or right arm (as seated) and add \$123 list each. Knob will be finished the same as the frame of the chair.



- 7. **Arm Mounted Pouch** - A factory installed arm mounted pouch can be specified. Indicate left or right arm (as seated) and add \$306 list each. Pouch is aniline dye leather



- 8. **Optional Rubber Cushion Nylon Glides** - no upcharge

Note: Consider when selecting options.




Pouch and EC32 power cannot  
be specified on the same arm.






Upholstery Selection

When selecting the upholstery materials, consider the affect the upholstery structure has on the appearance of the comfort wrinkles.



High wool content upholstery, soft pliable vinyl, non-backed upholstery materials may limit the appearance of comfort wrinkles.



Highly structured, thick vinyl, backed non-stretch upholstery materials and leather can increase the appearance of comfort wrinkles.

**Note:** Large scale and geometric patterns applied over Indie soft contours with false welt details will impact the pattern visual.

Upholstery Detail - False Welt


False Welt - Double fold upholstery seam detail is present on Indie Lounge, Low Lounge and Pouf units.

An integral part of the upholstery application, the false welt creates a defined line while maintaining flexibility for ultimate casual comfort.



INDIE

Indie Configurations



C  
O  
K  
C  
0  
0  
2  
0  
5

INDIE

Indie Tables Order Check List:



Specify:

☐ 1. Model Number

☐ 2. Top Material

a.) Veneer

1.) Essentials or Artisan Veneer

2.) Wood Finish

b.) Laminate

1.) Laminate Color

☐ 3. Leg Wood Finish

a.) Solid Wood Finish

b.) Paint Color

☐ 4. Lamp Shade - Maharam - Mode - Color

☐ 5. Optional Rubber Cushion Nylon Glides - no upcharge

Examples:

INT1919-14TT  
(model #)

BAR  
(top material/finish)

NWH  
(leg finish)

1. Model Number

2. Top Material Selection:  
a.) Veneer

ESS	Essentials Veneer Collection		
BRK	Brickdust	MIN	Mineral
CSK	Cask	MCH	Mocha
CLY	Clay	OBK	Outback
FAW	Fawn	PIL	Pilsner
FLX	Flax	SIE	Sienna
FLN	Flint	TRF	Truffle
LOF	Loft	UMB	Umber
MES	Mesa	VAL	Valley

ART	Artisan Veneer Collection		
BAR	Barrel	RAV	Raven
BUF	Buff	RYE	Rye
CND	Cinder	SAB	Sable
EGR	Egret	SAD	Saddle

b.) Laminates			
ALB	Alabaster	SHD	Shadow
BLK	Black	SLG	Slate Grey
BBL	Bridal Blanco	ZEN	Zen Grey
DWH	Designer White		

INDIE

C  
O  
K  
C  
0  
0  
2  
0  
5

### 3. Leg Selection:

#### Solid Wood Finishes:

BAR	Barrel <sup>□</sup>	MCH	Mocha <sup>‡</sup>
BRK	Brickdust <sup>‡</sup>	OBK	Outback
BUF	Buff <sup>□</sup>	PIL	Pilsner
CSK	Cask <sup>‡</sup> <sup>□</sup>	PIN	Pinnacle Walnut <sup>‡</sup>
CND	Cinder <sup>□</sup>	RAV	Raven <sup>□</sup>
CLY	Clay	RYE	Rye <sup>□</sup>
EGR	Egret <sup>□</sup>	SAB	Sable <sup>□</sup>
FAW	Fawn <sup>□</sup>	SAD	Saddle <sup>□</sup>
FLX	Flax	SIE	Sienna <sup>‡</sup>
FLN	Flint <sup>□</sup>	TRF	Truffle <sup>‡</sup>
FLO	Florence Walnut	UMB	Umber <sup>‡</sup> <sup>□</sup>
LOF	Loft <sup>□</sup>	VAL	Valley
MES	Mesa <sup>‡</sup>	WLH	Walnut Heights
MIN	Mineral <sup>□</sup>		

Finishes may be specified to have Maple, Walnut or White Oak Leg.

<sup>‡</sup> Walnut will have an upcharge.

<sup>□</sup> White Oak will have an upcharge.

#### **Paint Color - Add \$45 list per item**

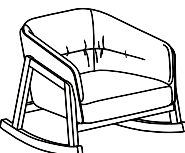
BKD	Backdrop	NVL	Novel Lilac
BFX	Black Fox	PPL	Patchwork Plum
BRV	Bravado Red	PGR	Pewter Green
BWH	Bright White	QAL	Queen Anne Lilac
BRF	Broccoflower	RPT	Redend Point
BTT	Butternut	ROS	Rose Tan
CCY	Canyon Clay	SAU	Saucy Gold
CHT	Chatroom	SVP	Silverplate
DEN	Denim	SKS	Skyline Steel
GAL	Gale Force	STM	Storm
GRV	Greek Villa	TRC	Tricorn Black
KGR	Kendal Green	UKH	Universal Khaki
NWH	Nonchalant White	WBL	Windy Blue

### 4. Lamp Shade: Maharam/Mode - Color

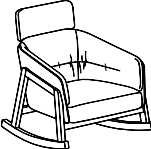
See [www.maharam.com/products](http://www.maharam.com/products) for color selection

Indie

C  
O  
K  
C  
0  
0  
2  
0  
5

Description	① Model	Specifications				List Price Per Grade
<div>Single Seat Rocker</div> <div></div>	<div>INS3536-29</div> <div>· maple frame standard</div> <div>· walnut or white oak frame available, specify and add \$809 list</div>	Dimensions	D	W	H	COM \$3,332
		Overall	34 ½	36	29 ¼	A \$3,394
		Seat	22 ½	25	17 ¼	B \$3,519
		Arm			27	COL/C \$3,736
		Upholstery	Shipping			D \$4,015
		COM Ydg	6	Ctn Wt	70	E \$4,294
		COL Sq Ft	120	Cu Ft	23	F \$4,728
						G \$5,194
						H \$5,690
						I \$6,465
				J \$7,397		
				L1 \$5,534		
				L2 \$6,156		

Single Seat Rocker with Headrest

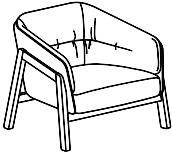


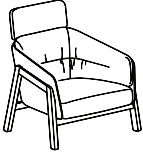
INS3536-38

- maple frame standard
- walnut or white oak legs available, specify and add \$809 list

Dimensions	D	W	H	COM
Overall	34 ½	36	38	A \$3,766
Seat	22 ½	25	17 ¼	B \$3,901
Arm			27	COL/C \$4,134
Upholstery		Shipping		D \$4,439
COM Ydg	6 ½	Ctn Wt	80	E \$4,741
COL Sq Ft	130	Cu Ft	32	F \$5,212
				G \$5,716
				H \$6,253
				I \$7,093
				J \$8,101
				L1 \$6,085
				L2 \$6,757

INDIE

Description	① Model	Specifications				List Price Per Grade	
<b>Single Seat</b>  	<b>INS3236-29</b> · maple frame standard · walnut or white oak frame available, specify and add \$405 list	<b>Dimensions</b>	<b>D</b>	<b>W</b>	<b>H</b>	COM	\$3,091
		Overall	31 ½	36	29 ¼	A	\$3,153
		Seat	22 ½	25	17 ¼	B	\$3,277
		Arm			27	COL/C	\$3,496
		<b>Upholstery</b>	<b>Shipping</b>			D	\$3,776
		COM Ydg	6	Ctn Wt	68	E	\$4,054
		COL Sq Ft	120	Cu Ft	24	F	\$4,488
						G	\$4,953
						H	\$5,449
						I	\$6,225
						J	\$7,156
						L1	\$5,294
						L2	\$5,915

<b>Single Seat with Headrest</b>  	<b>INS3236-38</b> · maple frame standard · walnut or white oak frame available, specify and add \$405 list	<b>Dimensions</b>	<b>D</b>	<b>W</b>	<b>H</b>	COM	\$3,464
		Overall	32 ½	36	38	A	\$3,533
		Seat	22 ½	25	17 ¼	B	\$3,668
		Arm			27	COL/C	\$3,902
		<b>Upholstery</b>	<b>Shipping</b>			D	\$4,205
		COM Ydg	6 ½	Ctn Wt	78	E	\$4,508
		COL Sq Ft	130	Cu Ft	31	F	\$4,978
						G	\$5,482
						H	\$6,019
						I	\$6,861
						J	\$7,868
						L1	\$5,851
						L2	\$6,524

**To Order, Specify:**

- ① Model Number
- ② Wood Species:
  - a.) STANDARD Maple (M)
  - b.) PREMIUM Walnut (W) - upcharge applies
  - c.) PREMIUM White Oak (WK1) - upcharge applies
- ③ Finish [See Wood Finish/Color Options](#)
  - a.) Maple Finish
  - b.) Walnut Finish
  - c.) White Oak Finish
- ④ Fabric Selection - vendor, pattern and color  
Visit [www.jsifurniture.com/finishes-and-materials/textiles](http://www.jsifurniture.com/finishes-and-materials/textiles) for our textiles program.  
See selection of standard and graded in manufacturers and patterns.
- ⑤ Optional Power Centers, see page IN3
- ⑥ Optional Arm Mounted Knob, add \$123 list each and indicate left or right arm (as seated), see page IN3
- ⑦ Optional Arm Mounted Pouch, add \$306 list each and indicate left or right arm (as seated), see page IN3
- ⑧ Optional Rubber Cushion Nylon Glides - no upcharge

**Note: EC32 power and pouch cannot be specified on the same arm**

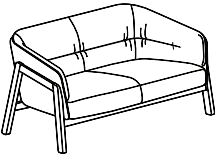
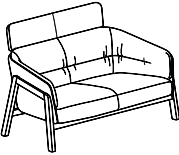
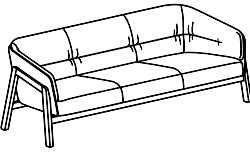
**Note:** Walnut and White Oak Solid hardwoods are PREMIUM materials and upcharges apply.  
Associated upcharges are located in bullet points under units where applicable.

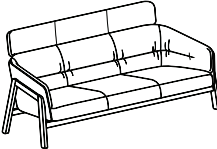
**Specifications**

- Inner and outer back frame molded plywood.
- Back has 4 ¼" tapered high density high resilience polyurethane foam.
- Arm has 1 ½" multi-density high resilience polyurethane foam.
- Seat frame is puzzle jointed plywood construction.
- Seat has synthetic sheet webbing and 5" multi-density high resilience polyurethane foam.
- Seat has ½" dacron over wrap for upholstery detailing.
- Solid hardwood frame.
- Mortise and tenon construction with corner blocks, glue and screws.
- Standard with rubber cushion metal glides on leg models.

Indie

C  
O  
K  
C  
0  
0  
2  
0  
5

Description	① Model	Specifications	List Price Per Grade
<div>Two Seat</div> 	<div>INS3262-29</div> <div><div>· maple frame standard</div><div>· walnut or white oak frame available, specify and add \$561 list</div></div>	<div>Dimensions</div> <div>D</div> <div>W</div> <div>H</div>	COM \$4,305
		Overall	31 ½ 62 29 ¼
		Seat	22 ½ 51 17 ¼
		Arm	27
		<div>Upholstery</div>	<div>Shipping</div>
		COM Ydg	8 Ctn Wt 107
		COL Sq Ft	160 Cu Ft 39
			COL/C \$4,845
			D \$5,218
			E \$5,590
<div>Two Seat with Headrest</div> 	<div>INS3262-38</div> <div><div>· maple frame standard</div><div>· walnut or white oak frame available, specify and add \$561 list</div></div>	<div>Dimensions</div> <div>D</div> <div>W</div> <div>H</div>	COM \$4,891
		Overall	32 ½ 62 38
		Seat	22 ½ 51 17 ¼
		Arm	27
		<div>Upholstery</div>	<div>Shipping</div>
		COM Ydg	9 ½ Ctn Wt 127
		COL Sq Ft	190 Cu Ft 50
			COL/C \$5,531
			D \$5,973
			E \$6,415
<div>Three Seat</div> 	<div>INS3288-29</div> <div><div>· maple frame standard</div><div>· walnut or white oak frame available, specify and add \$686 list</div></div>	<div>Dimensions</div> <div>D</div> <div>W</div> <div>H</div>	COM \$5,219
		Overall	31 ½ 88 29 ¼
		Seat	22 ½ 77 17 ¼
		Arm	27
		<div>Upholstery</div>	<div>Shipping</div>
		COM Ydg	10 ¾ Ctn Wt 145
		COL Sq Ft	215 Cu Ft 55
			COL/C \$5,942
			D \$6,442
			E \$6,943

Description	① Model	Specifications				List Price Per Grade	
<div>Three Seat with Headrest</div> <div></div>	<div>INS3288-38</div> <div><div>· maple frame standard</div><div>· walnut or white oak frame available, specify and add \$686 list</div></div>	Dimensions	D	W	H	COM	\$5,961
		Overall	32 ½	88	38	A	\$6,095
		Seat	22 ½	77	17 ¼	B	\$6,364
		Arm			27	COL/C	\$6,834
		Upholstery	Shipping			D	\$7,441
		COM Ydg	13	Ctn Wt	175	E	\$8,045
		COL Sq Ft	260	Cu Ft	71	F	\$8,986
						G	\$9,995
						H	\$11,069
						I	\$12,749
				J	\$14,767		
				L1	\$10,733		
				L2	\$12,077		

**To Order, Specify:**

- ① Model Number
- ② Wood Species:
  - a.) STANDARD Maple (M)
  - b.) PREMIUM Walnut (W) - upcharge applies
  - c.) PREMIUM White Oak (WK1) - upcharge applies
- ③ Finish [See Wood Finish/Color Options](#)
  - a.) Maple Finish
  - b.) Walnut Finish
  - c.) White Oak Finish
- ④ Fabric Selection - vendor, pattern and color  
Visit [www.jsifurniture.com/finishes-and-materials/textiles](http://www.jsifurniture.com/finishes-and-materials/textiles) for our textiles program.  
See selection of standard and graded in manufacturers and patterns.
- ⑤ Optional Power Centers, see page IN3
- ⑥ Optional Arm Mounted Knob, add \$123 list each and indicate left or right arm (as seated), see page IN3
- ⑦ Optional Arm Mounted Pouch, add \$306 list each and indicate left or right arm (as seated), see page IN3
- ⑧ Optional Rubber Cushion Nylon Glides - no upcharge

**Note: EC32 power and pouch cannot be specified on the same arm**

**Note:** Walnut and White Oak Solid hardwoods are PREMIUM materials and upcharges apply.  
Associated upcharges are located in bullet points under units where applicable.

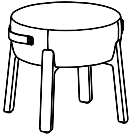

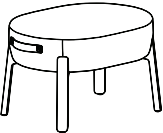
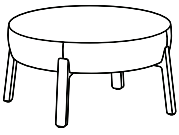
**Specifications**

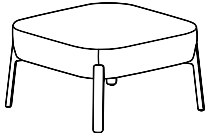
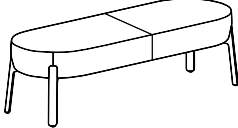
- Inner and outer back frame molded plywood.
- Back has 4 ¼" tapered high density high resilience polyurethane foam.
- Arm has 1 ½" multi-density high resilience polyurethane foam.
- Seat frame is puzzle jointed plywood construction.
- Seat has synthetic sheet webbing and 5" multi-density high resilience polyurethane foam.
- Seat has ½" dacron over wrap for upholstery detailing.
- Solid hardwood frame.
- Mortise and tenon construction with corner blocks, glue and screws.
- Standard with rubber cushion metal glides on leg models.



Indie

C  
O  
K  
C  
0  
0  
2  
0  
5

Description	① Model	Specifications				List Price Per Grade
<div>Round Ottoman</div> 	<b>INO1717-17RDO</b> <ul style="list-style-type: none"><li>· two leather handles</li><li>· maple legs standard</li><li>· walnut or white oak legs available, specify and add \$95 list</li></ul>	<b>Dimensions</b>	<b>D</b>	<b>W</b>	<b>H</b>	COM \$1,275
		Overall	17	17	16 ½	A \$1,283
		<b>Upholstery</b>	<b>Shipping</b>			B \$1,298
		COM Ydg	¾	Ctn Wt	17	COL/C \$1,325
		COL Sq Ft	14	Cu Ft	4	D \$1,361
						E \$1,397
						F \$1,450
						G \$1,508
						H \$1,571
						I \$1,667
<div>Oval Ottoman</div> 	<b>INO1319-17OVO</b> <ul style="list-style-type: none"><li>· two leather handles</li><li>· maple legs standard</li><li>· walnut or white oak legs available, specify and add \$95 list</li></ul>	<b>Dimensions</b>	<b>D</b>	<b>W</b>	<b>H</b>	COM \$1,276
		Overall	13	19	16 ½	A \$1,284
		<b>Upholstery</b>	<b>Shipping</b>			B \$1,299
		COM Ydg	¾	Ctn Wt	16	COL/C \$1,326
		COL Sq Ft	14	Cu Ft	4	D \$1,362
						E \$1,398
						F \$1,451
						G \$1,509
						H \$1,572
						I \$1,668
<div>Oval Ottoman</div> 	<b>INO1925-17OVO</b> <ul style="list-style-type: none"><li>· two leather handles</li><li>· maple legs standard</li><li>· walnut or white oak legs available, specify and add \$95 list</li></ul>	<b>Dimensions</b>	<b>D</b>	<b>W</b>	<b>H</b>	COM \$1,386
		Overall	19	25	16 ½	A \$1,398
		<b>Upholstery</b>	<b>Shipping</b>			B \$1,419
		COM Ydg	1	Ctn Wt	25	COL/C \$1,455
		COL Sq Ft	18	Cu Ft	6	D \$1,500
						E \$1,548
						F \$1,620
						G \$1,698
						H \$1,780
						I \$1,910
<div>Round Ottoman</div> 	<b>INO2727-17RDO</b> <ul style="list-style-type: none"><li>· maple legs standard</li><li>· walnut or white oak legs available, specify and add \$95 list</li></ul>	<b>Dimensions</b>	<b>D</b>	<b>W</b>	<b>H</b>	COM \$1,571
		Overall	27	27	16 ½	A \$1,584
		<b>Upholstery</b>	<b>Shipping</b>			B \$1,610
		COM Ydg	1 ¼	Ctn Wt	38	COL/C \$1,656
		COL Sq Ft	23	Cu Ft	10	D \$1,712
						E \$1,772
						F \$1,861
						G \$1,959
						H \$2,063
						I \$2,224

Description	1 Model	Specifications				List Price Per Grade	
<b>Square Ottoman</b>  	<b>IN02727-17SQ0</b> • maple legs standard • walnut or white oak legs available, specify and add \$95 list	<b>Dimensions</b>	<b>D</b>	<b>W</b>	<b>H</b>	COM	\$1,593
		Overall	27	27	16 1/2	A	\$1,610
		<b>Upholstery</b>	<b>Shipping</b>			B	\$1,640
		COM Ydg	1 1/2	Ctn Wt	38	COL/C	\$1,694
		COL Sq Ft	27	Cu Ft	10	D	\$1,765
						E	\$1,834
						F	\$1,943
<b>Oval Ottoman</b>  	<b>IN01955-17OVO</b> • maple legs standard • walnut or white oak legs available, specify and add \$95 list	<b>Dimensions</b>	<b>D</b>	<b>W</b>	<b>H</b>	COM	\$1,922
		Overall	19	55	16 1/2	A	\$1,944
		<b>Upholstery</b>	<b>Shipping</b>			B	\$1,985
		COM Ydg	2	Ctn Wt	53	COL/C	\$2,058
		COL Sq Ft	36	Cu Ft	13	D	\$2,152
						E	\$2,244
						F	\$2,389
						G	\$2,544
						H	\$2,710
						I	\$2,969
						J	\$3,277
						L1	\$2,575
						L2	\$2,761

**To Order, Specify:**

- 1 Model Number
- 2 Wood Species:
  - a.) STANDARD Maple (M)
  - b.) PREMIUM Walnut (W) - upcharge applies
  - c.) PREMIUM White Oak (WK1) - upcharge applies
- 3 Finish [See Wood Finish/Color Options](#)
  - a.) Maple Finish
  - b.) Walnut Finish
  - c.) White Oak Finish
- 4 Fabric Selection - vendor, pattern and color  
Visit [www.jsifurniture.com/finishes-and-materials/textiles](http://www.jsifurniture.com/finishes-and-materials/textiles) for our textiles program.  
See selection of standard and graded in manufacturers and patterns.
- 5 Optional Power Centers, see page IN3
- 6 Optional Arm Mounted Knob, add \$123 list each and indicate left or right arm (as seated), see page IN3
- 7 Optional Arm Mounted Pouch, add \$306 list each and indicate left or right arm (as seated), see page IN3
- 6 Optional Rubber Cushion Nylon Glides - no upcharge

**Specifications**


- Inner and outer back frame molded plywood.
- Back has 4 1/4" tapered high density high resilience polyurethane foam.
- Arm has 1 1/2" multi-density high resilience polyurethane foam.
- Seat frame is puzzle jointed plywood construction.
- Seat has synthetic sheet webbing and 5" multi-density high resilience polyurethane foam.
- Seat has 1/2" dacron over wrap for upholstery detailing.
- Solid hardwood frame.
- Mortise and tenon construction with corner blocks, glue and screws.
- Standard with rubber cushion metal glides on leg models.


**Note: EC32 power and pouch cannot be specified on the same arm**


**Note:** Walnut and White Oak Solid hardwoods are PREMIUM materials and upcharges apply.  
Associated upcharges are located in bullet points under units where applicable.


Indie

C  
O  
K  
C  
0  
0  
2  
0  
5

Description	① Model	Specifications	List Price Per Grade			
Single Seat Mini Low Lounge 	INS3119-25 <ul style="list-style-type: none"><li>· maple legs standard</li><li>· walnut or white oak frame available, specify and add \$332 list</li></ul>	<b>Dimensions</b>	<b>D</b>	<b>W</b>	<b>H</b>	COM \$1,541
		Overall	31	19	25	A \$1,562
		Seat	18	19	14 ½	B \$1,604
		<b>Upholstery</b>	<b>Shipping</b>			COL/C \$1,676
		COM Ydg	2	Ctn Wt	39	D \$1,770
		COL Sq Ft	42	Cu Ft	18	E \$1,862
						F \$2,006
						G \$2,162
						H \$2,327
						I \$2,587
				J \$2,897		
				L1 \$2,276		
				L2 \$2,482		

Single Seat Low Lounge 	INS3627-27 <ul style="list-style-type: none"><li>· maple frame standard</li><li>· walnut or white oak frame available, specify and add \$332 list</li></ul>	<b>Dimensions</b>	<b>D</b>	<b>W</b>	<b>H</b>	COM \$1,970
		Overall	36	27	27	A \$2,009
		Seat	23	27	14 ½	B \$2,087
		<b>Upholstery</b>	<b>Shipping</b>			COL/C \$2,224
		COM Ydg	3 ¾	Ctn Wt	52	D \$2,398
		COL Sq Ft	90	Cu Ft	19	E \$2,572
						F \$2,843
						G \$3,135
						H \$3,444
						I \$3,929
				J \$4,512		
				L1 \$3,658		
				L2 \$4,124		

Two Seat Low Lounge 	INS3653-27 <ul style="list-style-type: none"><li>· maple frame standard</li><li>· walnut or white oak frame available, specify and add \$437 list</li></ul>	<b>Dimensions</b>	<b>D</b>	<b>W</b>	<b>H</b>	COM \$3,174
		Overall	36	53	27	A \$3,247
		Seat	23	53	14 ½	B \$3,392
		<b>Upholstery</b>	<b>Shipping</b>			COL/C \$3,645
		COM Ydg	7	Ctn Wt	107	D \$3,970
		COL Sq Ft	168	Cu Ft	35	E \$4,297
						F \$4,804
						G \$5,346
						H \$5,926
						I \$6,830
				J \$7,916		
				L1 \$6,323		
				L2 \$7,192		

Description	① Model	Specifications				List Price Per Grade	
<b>Two Seat Elbow Low Lounge</b>  	<b>INS4458-27</b> · maple frame standard · walnut or white oak frame available, specify and add \$561 list	<b>Dimensions</b>	<b>D</b>	<b>W</b>	<b>H</b>	COM	\$4,046
		Overall	44 ½	58 ½	27	A	\$4,120
		Seat	23	53	14 ½	B	\$4,264
		<b>Upholstery</b>	<b>Shipping</b>			COL/C	\$4,518
		COM Ydg	7	Ctn Wt	118	D	\$4,844
		COL Sq Ft	168	Cu Ft	47	E	\$5,171
						F	\$5,677
						G	\$6,219
						H	\$6,799
						I	\$7,703
						J	\$8,789
						L1	\$7,196
						L2	\$8,065

**To Order, Specify:**

- ① Model Number
- ② Wood Species:
  - a.) STANDARD Maple (M)
  - b.) PREMIUM Walnut (W) - upcharge applies
  - c.) PREMIUM White Oak (WK1) - upcharge applies
- ③ Finish [See Finish/Color Options](#)
  - a.) Maple Finish
  - b.) Walnut Finish
  - c.) White Oak Finish
- ④ Fabric Selection - vendor, pattern and color  
Visit [www.jsifurniture.com/finishes-and-materials/textiles](http://www.jsifurniture.com/finishes-and-materials/textiles) for our textiles program.  
See selection of standard and graded in manufacturers and patterns.
- ⑤ Optional Power Centers, see page IN3
- ⑥ Optional Rubber Cushion Nylon Glides - no upcharge

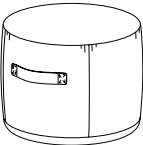
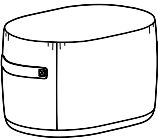
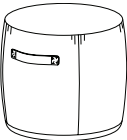
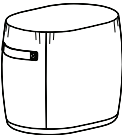
**Note:** Walnut and White Oak Solid hardwoods are PREMIUM materials and upcharges apply.  
Associated upcharges are located in bullet points under units where applicable.

**Specifications**

- Frame is puzzle jointed plywood construction.
- Back has synthetic sheet webbing and 5" high density high resilience polyurethane foam.
- Seat has synthetic sheet webbing and 7" multi-density high resilience polyurethane foam.
- Seat and back have 2" dacron over wrap for upholstery detailing.
- Solid hardwood frame.
- Mortise and tenon construction with corner blocks, glue and screws.
- Standard with rubber cushion metal glides.

Indie

C  
O  
K  
0  
0  
2  
0  
5

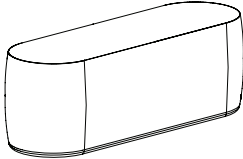
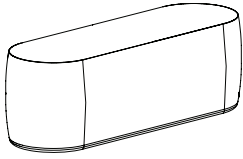
Description	① Model	Specifications				List Price Per Grade
	<b>INP1818-12RDP</b> · two leather handles	<b>Dimensions</b>	<b>D</b>	<b>W</b>	<b>H</b>	COM \$825
		Overall	18	18	12	A \$835
		<b>Upholstery</b>	<b>Shipping</b>			B \$855
		COM Ydg	1	Ctn Wt	22	COL/C \$892
		COL Sq Ft	18	Cu Ft	3	D \$938
						E \$986
	<b>INP1319-120VP</b> · two leather handles	<b>Dimensions</b>	<b>D</b>	<b>W</b>	<b>H</b>	F \$1,058
		Overall	13	19	12	G \$1,135
		<b>Upholstery</b>	<b>Shipping</b>			H \$1,218
		COM Ydg	1	Ctn Wt	19	I \$1,347
		COL Sq Ft	18	Cu Ft	3	J \$1,502
						L1 \$1,151
	<b>INP1818-17RDP</b> · two leather handles	<b>Dimensions</b>	<b>D</b>	<b>W</b>	<b>H</b>	L2 \$1,244
		Overall	18	18	16 ½	COM \$810
		<b>Upholstery</b>	<b>Shipping</b>			A \$822
		COM Ydg	1 ¼	Ctn Wt	26	B \$842
		COL Sq Ft	23	Cu Ft	4	COL/C \$878
						D \$925
	<b>INP1319-170VP</b> · two leather handles	<b>Dimensions</b>	<b>D</b>	<b>W</b>	<b>H</b>	E \$972
		Overall	13	19	16 ½	F \$1,043
		<b>Upholstery</b>	<b>Shipping</b>			G \$1,122
		COM Ydg	1 ¼	Ctn Wt	23	H \$1,204
		COL Sq Ft	23	Cu Ft	4	I \$1,334
						J \$1,488

COM \$810  
A \$822  
B \$842  
COL/C \$878  
D \$925  
E \$972  
F \$1,043  
G \$1,122  
H \$1,204  
I \$1,334  
J \$1,488  
L1 \$1,136  
L2 \$1,229

COM \$873  
A \$887  
B \$912  
COL/C \$958  
D \$1,015  
E \$1,075  
F \$1,164  
G \$1,261  
H \$1,364  
I \$1,526  
J \$1,720  
L1 \$1,281  
L2 \$1,398

COM \$841  
A \$854  
B \$879  
COL/C \$926  
D \$983  
E \$1,042  
F \$1,132  
G \$1,229  
H \$1,333  
I \$1,494  
J \$1,688  
L1 \$1,249  
L2 \$1,365

INDIE

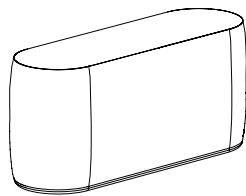
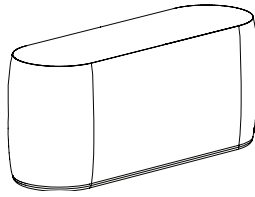
Description	① Model	Specifications				List Price Per Grade	
Oval Bench  	INB1855-190VB	Dimensions	D	W	H	COM	\$1,905
		Overall	20	60	19	A	\$1,937
		Upholstery	Shipping			B	\$2,000
		COM Ydg	3	Ctn Wt	109	COL/C	\$2,108
		COL Sq Ft	66	Cu Ft	13	D	\$2,246
						E	\$2,388
Oval Bench  	INB1860-190VB	Dimensions	D	W	H	F	\$2,604
		Overall	20	66	19	G	\$2,837
		Upholstery	Shipping			H	\$3,085
		COM Ydg	3 ½	Ctn Wt	113	I	\$3,472
		COL Sq Ft	77	Cu Ft	15	J	\$3,939
						L1	\$3,008
						L2	\$3,317
						COM	\$1,977
						A	\$2,012
						B	\$2,085
						COL/C	\$2,212
						D	\$2,374
						E	\$2,538
						F	\$2,792
						G	\$3,062
						H	\$3,352
						I	\$3,804
						J	\$4,348
						L1	\$3,262
						L2	\$3,624

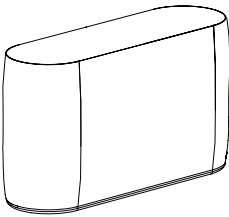
**To Order, Specify:**

- ① Model Number
- ② Wood Species - Birch (B)
- ③ Finish [See Finish/Color Options](#)
- ④ Fabric Selection - vendor, pattern and color  
Visit [www.jsifurniture.com/finishes-and-materials/textiles](http://www.jsifurniture.com/finishes-and-materials/textiles) for our textiles program.  
See selection of standard and graded in manufacturers and patterns.
- ⑤ Optional Rubber Cushion Nylon Glides - no upcharge

**Specifications**

- Frame is puzzle jointed plywood construction.
- Seat has 5" high density high resilience polyurethane foam.
- Seat has 2" dacron over wrap for upholstery detailing.
- Solid birch plywood base.
- Standard with rubber cushion metal glides.
- Aniline dye leather handles with sewn reinforced gussets.

Description	① Model	Specifications				List Price Per Grade	
<div>Oval Bench</div> 	INB1855-250VB	Dimensions	D	W	H	COM	\$2,056
		Overall	20	60	25	A	\$2,093
		Upholstery	Shipping			B	\$2,165
		COM Ydg	3 ½	Ctn Wt	124	COL/C	\$2,291
		COL Sq Ft	77	Cu Ft	17	D	\$2,454
						E	\$2,618
<div>Oval Bench</div> 	INB1860-250VB	Dimensions	D	W	H	F	\$2,872
		Overall	20	66	25	G	\$3,143
		Upholstery	Shipping			H	\$3,433
		COM Ydg	4	Ctn Wt	129	I	\$3,884
		COL Sq Ft	92	Cu Ft	19	J	\$4,427
						L1	\$3,342
						L2	\$3,704
						COM	\$2,130
						A	\$2,172
						B	\$2,255
						COL/C	\$2,400
						D	\$2,587
						E	\$2,773
						F	\$3,061
						G	\$3,372
						H	\$3,703
						I	\$4,219
						J	\$4,840
						L1	\$3,598
						L2	\$4,013

Description	① Model	Specifications				List Price Per Grade	
Oval Bench	INB1855-310VB					COM	\$2,388
						A	\$2,442
						B	\$2,551
						COL/C	\$2,740
						D	\$2,985
						E	\$3,230
						F	\$3,610
						G	\$4,017
						H	\$4,451
						I	\$5,131
						J	\$5,944
						L1	\$4,316
						L2	\$4,858

**To Order, Specify:**

- ① Model Number
- ② Wood Species - Birch (B)
- ③ Finish [See Finish/Color Options](#)
- ④ Fabric Selection - vendor, pattern and color  
Visit [www.jsifurniture.com/finishes-and-materials/textiles](http://www.jsifurniture.com/finishes-and-materials/textiles) for our textiles program.  
See selection of standard and graded in manufacturers and patterns.
- ⑤ Optional Rubber Cushion Nylon Glides - no upcharge

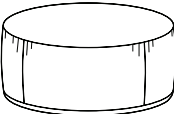

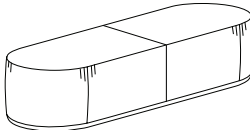
**Specifications**

- Frame is puzzle jointed plywood construction.
- Seat has 5" high density high resilience polyurethane foam.
- Seat has 2" dacron over wrap for upholstery detailing.
- Solid birch plywood base.
- Standard with rubber cushion metal glides.
- Aniline dye leather handles with sewn reinforced gussets.

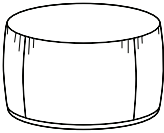
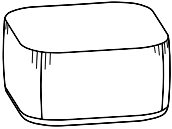
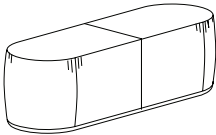


Indie

C  
O  
K  
C  
0  
0  
2  
0  
5

Description	① Model	Specifications				List Price Per Grade	
<div>Round Pouf</div> 	INP2727-12RDP	Dimensions	D	W	H	COM	\$1,232
		Overall	27	27	12	A	\$1,248
		Upholstery	Shipping			B	\$1,278
		COM Ydg	1 ½	Ctn Wt	52	COL/C	\$1,333
		COL Sq Ft	27	Cu Ft	7	D	\$1,402
						E	\$1,472
						F	\$1,581
<div>Square Pouf</div> 	INP2727-12SQP	Dimensions	D	W	H	COM	\$1,233
		Overall	27	27	12	A	\$1,249
		Upholstery	Shipping			B	\$1,279
		COM Ydg	1 ½	Ctn Wt	61	COL/C	\$1,334
		COL Sq Ft	27	Cu Ft	7	D	\$1,403
						E	\$1,473
						F	\$1,582
<div>Oval Pouf</div> 	INP1855-120VP	Dimensions	D	W	H	COM	\$1,771
		Overall	18	55	12	A	\$1,792
		Upholstery	Shipping			B	\$1,833
		COM Ydg	2	Ctn Wt	88	COL/C	\$1,906
		COL Sq Ft	36	Cu Ft	9	D	\$2,000
						E	\$2,093
						F	\$2,237
				G	\$2,392		
				H	\$2,557		
				I	\$2,816		
				J	\$3,126		
				L1	\$2,423		
				L2	\$2,609		

INDIE

Description	① Model	Specifications				List Price Per Grade	
Round Pouf 	INP2727-17RDP	Dimensions	D	W	H	COM	\$1,278
		Overall	27	27	16½	A	\$1,297
		Upholstery		Shipping		B	\$1,334
		COM Ydg	1¾	Ctn Wt	60	COL/C	\$1,397
		COL Sq Ft	32	Cu Ft	9	D	\$1,476
						E	\$1,560
Square Pouf 	INP2727-17SQP	Dimensions	D	W	H	F	\$1,686
		Overall	27	27	16½	G	\$1,821
		Upholstery		Shipping		H	\$1,966
		COM Ydg	1¾	Ctn Wt	72	I	\$2,193
		COL Sq Ft	32	Cu Ft	9	J	\$2,464
						L1	\$1,849
Oval Pouf 	INP1855-170VP	Dimensions	D	W	H	L2	\$2,011
		Overall	18	55	16½	COM	\$1,279
		Upholstery		Shipping		A	\$1,298
		COM Ydg	2¼	Ctn Wt	97	B	\$1,335
		COL Sq Ft	41	Cu Ft	12	COL/C	\$1,398
						D	\$1,478
						E	\$1,561
						F	\$1,687
						G	\$1,822
						H	\$1,967
						I	\$2,194
						J	\$2,465
						L1	\$1,850
						L2	\$2,012
						COM	\$1,834
						A	\$1,858
						B	\$1,905
						COL/C	\$1,986
						D	\$2,091
						E	\$2,196
						F	\$2,358
						G	\$2,534
						H	\$2,719
						I	\$3,010
						J	\$3,359
						L1	\$2,567
						L2	\$2,777

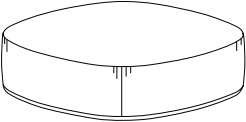

**To Order, Specify:**

- ① Model Number
- ② Wood Species - Birch (B)
- ③ Finish [See Finish Options](#)
- ④ Fabric Selection - vendor, pattern and color  
Visit [www.jsifurniture.com/finishes-and-materials/textiles](http://www.jsifurniture.com/finishes-and-materials/textiles) for our textiles program.  
See selection of standard and graded in manufacturers and patterns.
- ⑤ Optional Rubber Cushion Nylon Glides - no upcharge

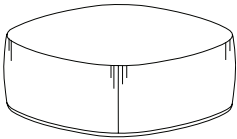
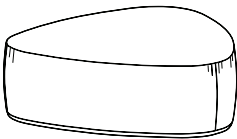
**Specifications**

- Frame is puzzle jointed plywood construction.
- Seat has 5" high density high resilience polyurethane foam.
- Seat has 2" dacron over wrap for upholstery detailing.
- Solid birch plywood base.
- Standard with rubber cushion metal glides.

C  
O  
K  
C  
0  
0  
2  
0  
5

Description	① Model	Specifications				List Price Per Grade	
Square Pouf 	INP4444-12SQP	Dimensions	D	W	H	COM	\$2,371
		Overall	44	44	12	A	\$2,404
		Upholstery		Shipping		B	\$2,467
		COM Ydg	3	Ctn Wt	101	COL/C	\$2,575
		COL Sq Ft	90	Cu Ft	17	D	\$2,714
						E	\$2,854
Triangular Pouf 	INP4848-12TRP	Dimensions	D	W	H	F	\$3,071
		Overall	48	48	12	G	\$3,304
		Upholstery		Shipping		H	\$3,552
		COM Ydg	3	Ctn Wt	109	I	\$3,940
		COL Sq Ft	90	Cu Ft	20	J	\$4,405
						L1	\$3,722
						L2	\$4,093
						COM	\$2,479
						A	\$2,514
						B	\$2,580
						COL/C	\$2,698
						D	\$2,849
						E	\$3,001
						F	\$3,235
						G	\$3,488
						H	\$3,757
						I	\$4,177
						J	\$4,682
						L1	\$3,942
						L2	\$4,344

INDIE

Description	① Model	Specifications				List Price Per Grade	
Square Pouf  	INP4444-17SQP	Dimensions	D	W	H	COM	\$2,473
		Overall	44	44	16½	A	\$2,508
		Upholstery	Shipping			B	\$2,581
		COM Ydg	3½	Ctn Wt	114	COL/C	\$2,709
		COL Sq Ft	90	Cu Ft	22	D	\$2,870
						E	\$3,034
						F	\$3,288
Triangular Pouf  	INP4848-17TRP	Dimensions	D	W	H	G	\$3,558
		Overall	48	48	16½	H	\$3,848
		Upholstery	Shipping			I	\$4,300
		COM Ydg	4¼	Ctn Wt	125	J	\$4,844
		COL Sq Ft	90	Cu Ft	26	L1	\$4,046
						L2	\$4,482
						COM	\$2,630
						A	\$2,662
						B	\$2,725
						COL/C	\$2,834
						D	\$2,972
						E	\$3,112
						F	\$3,330
						G	\$3,561
						H	\$3,809
						I	\$4,198
						J	\$4,663
						L1	\$3,981
						L2	\$4,353

**To Order, Specify:**

- ① Model Number
- ② Wood Species - Birch (B)
- ③ Finish [See Finish Options](#)
- ④ Fabric Selection - vendor, pattern and color  
Visit [www.jsifurniture.com/finishes-and-materials/textiles](http://www.jsifurniture.com/finishes-and-materials/textiles) for our textiles program.  
See selection of standard and graded in manufacturers and patterns.
- ⑤ Optional Rubber Cushion Nylon Glides - no upcharge

**Specifications**

- Frame is puzzle jointed plywood construction.
- Seat has 5" high density high resilience polyurethane foam.
- Seat has 2" dacron over wrap for upholstery detailing.
- Solid birch plywood base.
- Standard with rubber cushion metal glides.

Indie

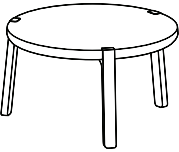
C  
O  
K  
C  
0  
0  
2  
0  
5

Description	D	W	H	CTN WT	CU FT	❶ Model	Essentials Veneer List Price	Artisan Veneer List Price
Round Lounge Table	19	19	13 ¾	16	5	INT1919-14RD	\$1,154	\$1,269



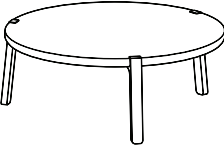
- ships factory assembled
- maple legs standard
- walnut or white oak legs available, specify and add \$102 list

Round Lounge Table	25	25	13 ¾	24	7	INT2525-14RD	\$1,197	\$1,318
--------------------	----	----	------	----	---	--------------	---------	---------





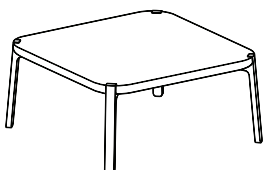
- ships factory assembled
- maple legs standard
- walnut or white oak legs available, specify and add \$102 list

Round Lounge Table	35	35	13 ¾	45	13	INT3535-14RD	\$1,381	\$1,520
--------------------	----	----	------	----	----	--------------	---------	---------



- ships factory assembled
- maple legs standard
- walnut or white oak legs available, specify and add \$102 list

INDIE

Description	D	W	H	CTN WT	CU FT	❶ Model	Essentials Veneer List Price	Artisan Veneer List Price
Square Lounge Table	19	19	13 ¾	19	5	INT1919-14TT	\$1,212	\$1,335
 <ul style="list-style-type: none"> <li>ships factory assembled</li> <li>maple legs standard</li> <li>walnut or white oak legs available, specify and add \$115 list</li> </ul>								
Square Lounge Table	25	25	13 ¾	30	7	INT2525-14TT	\$1,288	\$1,415
 <ul style="list-style-type: none"> <li>ships factory assembled</li> <li>maple legs standard</li> <li>walnut or white oak legs available, specify and add \$115 list</li> </ul>								
Square Lounge Table	35	35	13 ¾	56	13	INT3535-14TT	\$1,447	\$1,593
 <ul style="list-style-type: none"> <li>ships factory assembled</li> <li>maple legs standard</li> <li>walnut or white oak legs available, specify and add \$115 list</li> </ul>								

**To Order, Specify:**

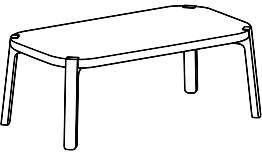
- ❶ Model Number
- ❷ Top Material:
  - a.) Veneer [See Veneer Top Material Selection](#)
    - 1.) Wood Finish Color
  - b.) Laminate [See Laminate Top Material Selection](#)
- ❸ Leg Wood Species:
  - a.) STANDARD Maple (M)
 [See Maple Leg Species/Finish Options](#)
    - 1.) Finish Color or Paint Color on maple legs
  - b.) PREMIUM Walnut (W) - upcharge applies
 [See Walnut Leg Species/Finish Options](#)
    - 1.) Finish Color - Walnut finishes only on Walnut legs
  - c.) PREMIUM White Oak (WK1) - upcharge applies
 [See White Oak Leg Species/Finish Options](#)
    - 1.) Finish Color - White Oak finishes only on White Oak legs
- ❹ Optional Rubber Cushion Nylon Glides - no upcharge

**Specifications**

- Solid hardwood wood legs with steel plate reinforced mounting.
- 5 ply balanced top construction 1 ½" thick with profile shaped solid hardwood lumber rims
- Surfaces available in wood veneer or high pressure laminate.
- Standard with rubber cushion metal glides.

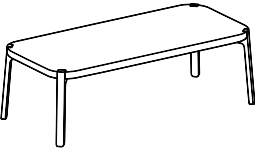
**Note:** Walnut and White Oak Solid hardwoods are PREMIUM materials and upcharges apply.  
Associated upcharges can be located within bullet points under units where applicable.

Description	D	W	H	CTN WT	CU FT	❶ Model	Essentials Veneer List Price	Artisan Veneer List Price
Rectangular Lounge Table	25	35	13 ¾	41	10	INT2535-14TT	\$1,369	\$1,506



- ships factory assembled
- maple legs standard
- walnut or white oak legs available, specify and add \$115 list

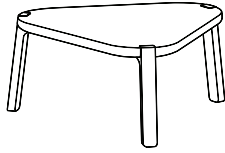
Rectangular Lounge Table	25	55	13 ¾	62	15	INT2555-14TT	\$1,520	\$1,671
--------------------------	----	----	------	----	----	--------------	---------	---------



- ships factory assembled
- maple legs standard
- walnut or white oak legs available, specify and add \$115 list

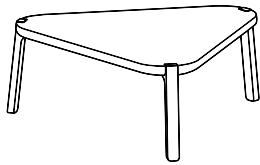
C  
O  
K  
C  
0  
0  
2  
0  
5

Description	D	W	H	CTN WT	CU FT	❶ Model	Essentials Veneer List Price	Artisan Veneer List Price
Triangular Lounge Table	25	25	13 ¾	22	6	INT2525-14TR	\$1,142	\$1,259



- ships factory assembled
- maple legs standard
- walnut or white oak legs available, specify and add \$102 list

Triangular Lounge Table	35	35	13 ¾	34	11	INT3535-14TR	\$1,299	\$1,429
-------------------------	----	----	------	----	----	--------------	---------	---------



- ships factory assembled
- maple legs standard
- walnut or white oak legs available, specify and add \$102 list

**To Order, Specify:**

- ❶ Model Number
- ❷ Top Material:
  - a.) Veneer [See Veneer Top Material Selection](#)
    - 1.) Wood Finish Color
  - b.) Laminate [See Laminate Top Material Selection](#)
- ❸ Leg Wood Species:
  - a.) STANDARD Maple (M)
 [See Maple Leg Species/Finish Options](#)
    - 1.) Finish Color or Paint Color on maple legs
  - b.) PREMIUM Walnut (W) - upcharge applies
 [See Walnut Leg Species/Finish Options](#)
    - 1.) Finish Color - Walnut finishes only on Walnut legs
  - c.) PREMIUM White Oak (WK1) - upcharge applies
 [See White Oak Leg Species/Finish Options](#)
    - 1.) Finish Color - White Oak finishes only on White Oak legs
- ❹ Optional Rubber Cushion Nylon Glides - no upcharge

**Specifications**

- Solid hardwood wood legs with steel plate reinforced mounting.
- 5 ply balanced top construction 1 ½" thick with profile shaped solid hardwood lumber rims
- Surfaces available in wood veneer or high pressure laminate.
- Standard with rubber cushion metal glides.

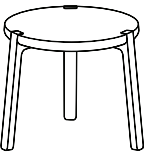
**Note:** Walnut and White Oak Solid hardwoods are PREMIUM materials and upcharges apply.  
Associated upcharges can be located within bullet points under units where applicable.



Indie

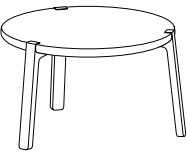
C  
O  
K  
C  
0  
0  
2  
0  
5

Description	D	W	H	CTN WT	CU FT	❶ Model	Essentials Veneer List Price	Artisan Veneer List Price
Round Lounge Table	19	19	16 ½	17	5	INT1919-17RD	\$1,154	\$1,269



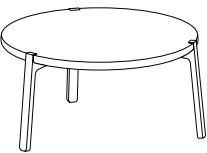
- ships factory assembled
- maple legs standard
- walnut or white oak legs available, specify and add \$102 list

Round Lounge Table	25	25	16 ½	25	8	INT2525-17RD	\$1,197	\$1,318
--------------------	----	----	------	----	---	--------------	---------	---------

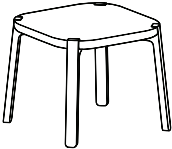

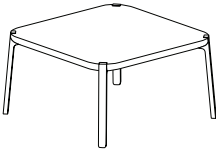


- ships factory assembled
- maple legs standard
- walnut or white oak legs available, specify and add \$102 list

Round Lounge Table	35	35	16 ½	46	15	INT3535-17RD	\$1,381	\$1,520
--------------------	----	----	------	----	----	--------------	---------	---------



- ships factory assembled
- maple legs standard
- walnut or white oak legs available, specify and add \$102 list

Description	D	W	H	CTN WT	CU FT	❶ Model	Essentials Veneer List Price	Artisan Veneer List Price
<b>Square Lounge Table</b>   <ul style="list-style-type: none"> <li>ships factory assembled</li> <li>maple legs standard</li> <li>walnut or white oak legs available, specify and add \$115 list</li> </ul>	19	19	16½	20	5	INT1919-17TT	\$1,212	\$1,335
<b>Square Lounge Table</b>   <ul style="list-style-type: none"> <li>ships factory assembled</li> <li>maple legs standard</li> <li>walnut or white oak legs available, specify and add \$115 list</li> </ul>	25	25	16½	31	8	INT2525-17TT	\$1,288	\$1,415
<b>Square Lounge Table</b>   <ul style="list-style-type: none"> <li>ships factory assembled</li> <li>maple legs standard</li> <li>walnut or white oak legs available, specify and add \$115 list</li> </ul>	35	35	16½	57	15	INT3535-17TT	\$1,447	\$1,593

**To Order, Specify:**

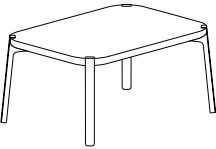
- ❶ Model Number
- ❷ Top Material:
  - a.) Veneer [See Veneer Top Material Selection](#)
    - 1.) Wood Finish Color
  - b.) Laminate [See Laminate Top Material Selection](#)
- ❸ Leg Wood Species:
  - a.) STANDARD Maple (M)
 [See Maple Leg Species/Finish Options](#)
    - 1.) Finish Color or Paint Color on maple legs
  - b.) PREMIUM Walnut (W) - upcharge applies
 [See Walnut Leg Species/Finish Options](#)
    - 1.) Finish Color - Walnut finishes only on Walnut legs
  - c.) PREMIUM White Oak (WK1) - upcharge applies
 [See White Oak Leg Species/Finish Options](#)
    - 1.) Finish Color - White Oak finishes only on White Oak legs
- ❹ Optional Rubber Cushion Nylon Glides - no upcharge

**Specifications**

- Solid hardwood wood legs with steel plate reinforced mounting.
- 5 ply balanced top construction 1½" thick with profile shaped solid hardwood lumber rims
- Surfaces available in wood veneer or high pressure laminate.
- Standard with rubber cushion metal glides.

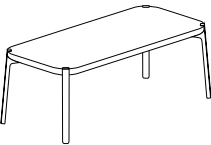
**Note:** Walnut and White Oak Solid hardwoods are PREMIUM materials and upcharges apply.  
Associated upcharges can be located within bullet points under units where applicable.

Description	D	W	H	CTN WT	CU FT	❶ Model	Essentials Veneer List Price	Artisan Veneer List Price
Rectangular Lounge Table	25	35	16 ½	42	11	INT2535-17TT	\$1,369	\$1,506



- ships factory assembled
- maple legs standard
- walnut or white oak legs available, specify and add \$115 list

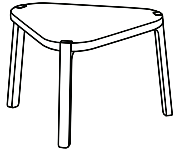
Rectangular Lounge Table	25	55	16 ½	63	17	INT2555-17TT	\$1,520	\$1,671
--------------------------	----	----	------	----	----	--------------	---------	---------



- ships factory assembled
- maple legs standard
- walnut or white oak legs available, specify and add \$115 list

C  
O  
K  
C  
0  
0  
2  
0  
5

Description	D	W	H	CTN WT	CU FT	❶ Model	Essentials Veneer List Price	Artisan Veneer List Price
Triangular Lounge Table	25	25	16 ½	23	7	INT2525-17TR	\$1,142	\$1,259



- ships factory assembled
- maple legs standard
- walnut or white oak legs available, specify and add \$102 list

Triangular Lounge Table	35	35	16 ½	35	13	INT3535-17TR	\$1,299	\$1,429
-------------------------	----	----	------	----	----	--------------	---------	---------



- ships factory assembled
- maple legs standard
- walnut or white oak legs available, specify and add \$102 list

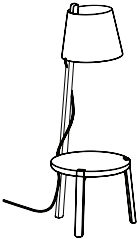

#### To Order, Specify:

- ❶ Model Number
- ❷ Top Material:
  - a.) Veneer [See Veneer Top Material Selection](#)
    - 1.) Wood Finish Color
  - b.) Laminate [See Laminate Top Material Selection](#)
- ❸ Leg Wood Species:
  - a.) STANDARD Maple (M)
 [See Maple Leg Species/Finish Options](#)
    - 1.) Finish Color or Paint Color on maple legs
  - b.) PREMIUM Walnut (W) - upcharge applies
 [See Walnut Leg Species/Finish Options](#)
    - 1.) Finish Color - Walnut finishes only on Walnut legs
  - c.) PREMIUM White Oak (WK1) - upcharge applies
 [See White Oak Leg Species/Finish Options](#)
    - 1.) Finish Color - White Oak finishes only on White Oak legs
- ❹ Optional Rubber Cushion Nylon Glides - no upcharge

#### Specifications

- Solid hardwood wood legs with steel plate reinforced mounting.
- 5 ply balanced top construction 1 ½" thick with profile shaped solid hardwood lumber rims
- Surfaces available in wood veneer or high pressure laminate.
- Standard with rubber cushion metal glides.

**Note:** Walnut and White Oak Solid hardwoods are PREMIUM materials and upcharges apply.  
Associated upcharges can be located within bullet points under units where applicable.

Description	D	W	H	CTN WT	CU FT	❶ Model	Essentials Veneer List Price	Artisan Veneer List Price
 <ul style="list-style-type: none"> <li>15' cord</li> <li>cord mounted rocker on/off switch - three prong plug fabric power cord</li> <li>specify graphite, yellow or indigo fabric cord color</li> <li>maximum 60 watt light bulb, NOT included/LED bulb recommended</li> <li>light fixture with 15' cord with on/off switch on cord 32" from light - field assembly</li> <li>SELECT Maharam Mode SHADE FABRIC COLOR</li> <li>maple legs standard</li> <li>walnut or white oak legs available, specify and add \$189 list</li> </ul>	19	19	55 ½	38	15	INT1919-56RDT	\$1,527	\$1,642
 <ul style="list-style-type: none"> <li>15' cord</li> <li>cord mounted rocker on/off switch - three prong plug fabric power cord</li> <li>specify graphite, yellow or indigo fabric cord color</li> <li>maximum 60 watt light bulb, NOT included/LED bulb recommended</li> <li>light fixture with 15' cord with on/off switch on cord 32" from light - field assembly</li> <li>SELECT Maharam Mode SHADE FABRIC COLOR</li> <li>maple legs standard</li> <li>walnut or white oak legs available, specify and add \$189 list</li> </ul>	19	19	52 ¾	35	14	INT1919-53RDT	\$1,526	\$1,640

**To Order, Specify:**

❶ Model Number

❷ Top Material:

a.) Veneer [See Veneer Top Material Selection](#)

1.) Wood Finish Color

b.) Laminate [See Laminate Top Material Selection](#)

❸ Leg Wood Species:

a.) STANDARD Maple (M)

[See Maple Leg Species/Finish Options](#)

1.) Finish Color or Paint Color on maple legs

b.) PREMIUM Walnut (W) - upcharge applies

[See Walnut Leg Species/Finish Options](#)

1.) Finish Color - Walnut finishes only on Walnut legs

c.) PREMIUM White Oak (WK1) - upcharge applies

[See White Oak Leg Species/Finish Options](#)

1.) Finish Color - Whitewash finish only on White Oak legs

❹ Lamp Shade - Maharam - Mode

[www.maharam.com/products](http://www.maharam.com/products) for color selection

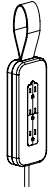
❺ Optional Rubber Cushion Nylon Glides - no upcharge

**Specifications**

- Solid hardwood wood legs with steel plate reinforced mounting.
- 5 ply balanced top construction 1 ½" thick with profile shaped solid hardwood lumber rims
- Surfaces available in wood veneer or high pressure laminate.
- Standard with rubber cushion metal glides.


**Note:** Walnut and White Oak Solid hardwoods are PREMIUM materials and upcharges apply. Associated upcharges are located in bullet points under units where applicable.

Description	D	W	H	CTN WT	CU FT	❶ Model	List Price
Free Placement - Power Block	3	10	3			INA0310-POWER	\$515



- 9' cord
- triplex receptacle - three prong plug fabric power cord
- specify graphite, yellow or indigo fabric cord color
- maple block standard
- walnut or white oak block available, specify and add \$20 list

Power Center - Under Mount	2 ¾	4	2 ⅝			EC30	\$363
----------------------------	-----	---	-----	--	--	------	-------



- 10' cord
- frame mounted simplex receptacle and two USB/10' - three prong plug power cord
- specify black or white - cord color will match unit
- optional graphite fabric cord available, specify and add \$187 list
- overall mounting bracket tabs: 5"w

To Order, Specify:

❶ Model Number

C  
O  
K  
C  
0  
0  
2  
0  
5

INDIE

## Indie Tiles, Screens and Accessories Order Check List:



## Specify:

- ☐ 1. Model Number
- ☐ 2. Wood Species - STANDARD Maple (M) - no upcharge, PREMIUM Walnut (W) or White Oak (WK1) - upcharge applies (accessory: knob, shelves, planter shelves, sconce, tray, cubby shelf and freestanding screen foot support)
- ☐ 3. Wood Finish or Paint Color (accessory: knob, shelves, planter shelves, sconce, tray, cubby shelf and freestanding screen foot support)
- ☐ 4. Fabric Selection - vendor, pattern and color (poufy, tackboard tiles, cubby units, accessory tackboard and freestanding screens)
- ☐ 5. Metal Color - accessories and freestanding screen foot supports

## Example:

INF3060-1SUP (model #)	M (wood species)	BAR (finish)	MOMENTUM (fabric vendor)	VOX (pattern name)	MYSTIC (pattern color)	PEW (metal color)
---------------------------	---------------------	-----------------	-----------------------------	-----------------------	---------------------------	----------------------

## 1. Model Number

## 2. Wood Species - STANDARD Maple (M), PREMIUM Walnut (W) or White Oak (WK1); upcharge applies

## 3. Wood Finish/Color Options:

## Maple Frame/Cubby Shelf

BAR	Barrel	MCH	Mocha
BRK	Brickdust	OBK	Outback
BUF	Buff	PIL	Pilsner
CSK	Cask	PIN	Pinnacle Walnut
CND	Cinder	RAV	Raven
CLY	Clay	RYE	Rye
EGR	Egret	SAB	Sable
FAW	Fawn	SAD	Saddle
FLX	Flax	SIE	Sienna
FLN	Flint	TRF	Truffle
FLO	Florence Walnut	UMB	Umber
LOF	Loft	VAL	Valley
MES	Mesa	WLH	Walnut Heights
MIN	Mineral		

## Paint Color - Add \$45 list per item - (accessories only)

BKD	Backdrop	NVL	Novel Lilac
BFX	Black Fox	PPL	Patchwork Plum
BRV	Bravado Red	PGR	Pewter Green
BWH	Bright White	QAL	Queen Anne Lilac
BRF	Broccoflower	RPT	Redend Point
BTT	Butternut	ROS	Rose Tan
CCY	Canyon Clay	SAU	Saucy Gold
CHT	Chatroom	SVP	Silverplate
DEN	Denim	SKS	Skyline Steel
GAL	Gale Force	STM	Storm
GRV	Greek Villa	TRC	Tricorn Black
KGR	Kendal Green	UKH	Universal Khaki
NWH	Nonchalant White	WBL	Windy Blue

**\*Note:** Walnut and White Oak Solid Hardwoods are PREMIUM materials and an upcharge applies. Associated upcharges are located in the bullet points under units where applicable.

4. Fabric Selection - Please supply the following:  
Fabric vendor/Pattern name/Pattern color

[For a complete list of JSI Standard and Graded-In Textiles click here](#)

- Indicate direction of fabric - Railroaded or Up the Roll
- Please provide illustration, if available

## \*Walnut Frame (upcharge applies)/Cubby Shelf

BRK	Brickdust	PIN	Pinnacle Walnut
CSK	Cask	SIE	Sienna
MES	Mesa	TRF	Truffle
MCH	Mocha	UMB	Umber

## \*White Oak Frame (upcharge applies)/Cubby Shelf

BAR	Barrel	LOF	Loft
BUF	Buff	MIN	Mineral
CSK	Cask	RAV	Raven
CND	Cinder	RYE	Rye
EGR	Egret	SAB	Sable
FAW	Fawn	SAD	Saddle
FLN	Flint	UMB	Umber

## Solid Laminate

ALB	Alabaster	SHD	Shadow
BLK	Black	SLG	Slate Grey
BBL	Bridal Blanco	ZEN	Zen Grey
DWH	Designer White		

**All COM orders must include the following:**

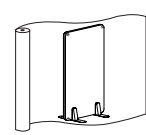
- Vendor's name, pattern name and color
- Sample of the fabric attached to order
- Model numbers of items for fabric application
- Customer and purchase order number

Ship prepaid COM  
material to:

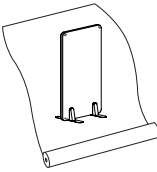
JSI  
Attn: COM Department  
201 East Martin Street  
Receiving B, Dock 71  
Orleans, IN 47452

Application of fabric:

Railroaded



\*Up the Roll



All COM orders will ship at standard lead time from receipt of COM except for orders requiring special custom matched finishes.

**\*Upholstery can only be cut Up the Roll for 60"h freestanding screen**

**5. Metal Color:**

ABZ	Aged Bronze**	SBZ	Soft Bronze**
GLD	Gold **	SNK	Soft Nickel
MBK	Matte Black	STS	Stardust Silver
PEW	Pewter		

\*\* Select metal finishes - Add \$150 list per item

JSI's extended powdercoat program of bright colors is available, upon request, on Indie. Contact Customer Service for a specific quote based on qty of units.

**6. Power Center**

**EC30 - Under Mount**

- Cubby shelf mounted simplex receptacle and two USB/10' - three prong power cord/field installed.
- Specify Black (B) or White (W) add \$363 list each. Can be left or right mounted under the cubby shelf. Cord color will match unit unless optional Graphite cord is specified. Add \$187 list for optional Graphite cord.



**STC (Sound Transmission Class)** - represents a material or product's ability to block sound from traveling through a wall, ceiling, floor or other building assembly.



**NRC (Noise Reduction Coefficient)** - measure the amount of energy absorbed when it strikes a particular surface.





**Note:** In any application, determining the overall acoustic value of a space can only be determined by testing space with all surface elements present. STC test was performed on a single 60"h x 48"w freestanding screen and NRC test was performed on a double 60"h x 78"w freestanding screen.

**Note:** Indie offers three different sets of hung accessories, to accommodate different thickness and profiles of screens. Please reference notes on accessory product pages to ensure correct models are specified per application.





Indie  
Poufy - Upholstered Wall Mount Tile

Description	D	W	H	CTN WT	CU FT	① Model	List Price Per Grade
<div>Rectangular - Poufy Upholstered Wall Mount Tile</div> <div></div>	1 3⁄8	36	48	28	3	INW3648RTUP	COM \$664
	· vertical wall mount tile						A \$680
	· supported by aluminum Z clips						B \$712
	· wall fastener hardware provided by installer						C \$765
	· heavy cushioned surface not recommended for tacking						D \$835
	· com ydg: 1 ½						E \$906
	accommodates accessories with "IN_____WR-____"; Example INA0307WR-KNOB						F \$1,014
							G \$1,129
							H \$1,254
							I \$1,448
							J \$1,681
<div>Rectangular - Poufy Upholstered Wall Mount Tile</div> <div></div>	1 3⁄8	30	48	23	2	INW3048RTUP	COM \$661
	· vertical wall mount tile						A \$677
	· supported by aluminum Z clips						B \$707
	· wall fastener hardware provided by installer						C \$762
	· heavy cushioned surface not recommended for tacking						D \$831
	· com ydg: 1 ½						E \$902
	accommodates accessories with "IN_____WR-____"; Example INA0307WR-KNOB						F \$1,011
							G \$1,126
							H \$1,251
							I \$1,445
							J \$1,678

C  
O  
K  
C  
0  
0  
2  
0  
5

Poufy - Upholstered Wall Mount Tile

Description	D	W	H	CTN WT	CU FT	① Model	List Price Per Grade
Rectangular Poufy Upholstered Wall Mount Tile	1 3/8	24	48	19	2	INW2448RTUP	COM \$550
 <ul style="list-style-type: none"> <li>vertical wall mount tile</li> <li>supported by aluminum Z clips</li> <li>wall fastener hardware provided by installer</li> <li>heavy cushioned surface not recommended for tacking</li> <li>com ydg: 1 1/2</li> </ul> <p>accommodates accessories with "IN_____WR-_____"; Example INA0307WR-KNOB</p>							A \$566
							B \$596
							C \$651
							D \$720
							E \$791
							F \$899
							G \$1,015
							H \$1,140
							I \$1,334
							J \$1,568

Rectangular Poufy Upholstered Wall Mount Tile	1 3/8	18	48	15	2	INW1848RTUP	COM \$487
 <ul style="list-style-type: none"> <li>vertical wall mount tile</li> <li>supported by aluminum Z clips</li> <li>wall fastener hardware provided by installer</li> <li>heavy cushioned surface not recommended for tacking</li> <li>com ydg: 1 1/2</li> </ul> <p>accommodates accessories with "IN_____WR-_____"; Example INA0307WR-KNOB</p>							A \$504
							B \$533
							C \$589
							D \$658
							E \$728
							F \$837
							G \$953
							H \$1,078
							I \$1,271
							J \$1,505

To Order, Specify:

① Model Number

② Fabric Selection - vendor, pattern and color


Visit [www.jsifurniture.com/finishes-and-materials/textiles](http://www.jsifurniture.com/finishes-and-materials/textiles) for our textiles program.


See selection of standard and graded in manufacturers and patterns.

Specifications

- 12mm birch plywood panel frame
- 1/2" polyurethane foam surface cushioning
- extruded aluminum mounting Z clips


Indie  
Poufy - Upholstered Wall Mount Tile


Description	D	W	H	CTN WT	CU FT	① Model	List Price Per Grade
Rectangular - Poufy Upholstered Wall Mount Tile	1 3⁄8	48	36	28	3	INW4836RTUP	COM \$650
	<ul style="list-style-type: none"><li>horizontal wall mount tile</li><li>supported by aluminum Z clips</li><li>wall fastener hardware provided by installer</li><li>heavy cushioned surface not recommended for tacking</li><li>com ydg: 1 1⁄4</li></ul>						A \$664
	accommodates accessories with "IN_____WR-____"; Example INA0307WR-KNOB						B \$689
							C \$735
							D \$792
							E \$851
							F \$940
							G \$1,039
							H \$1,141
							I \$1,302
							J \$1,497

Rectangular - Poufy Upholstered Wall Mount Tile	1 3⁄8	30	36	18	2	INW3036RTUP	COM \$625
	<ul style="list-style-type: none"><li>vertical wall mount tile</li><li>supported by aluminum Z clips</li><li>wall fastener hardware provided by installer</li><li>heavy cushioned surface not recommended for tacking</li><li>com ydg: 1 1⁄4</li></ul>						A \$638
	accommodates accessories with "IN_____WR-____"; Example INA0307WR-KNOB						B \$663
							C \$708
							D \$766
							E \$826
							F \$915
							G \$1,013
							H \$1,115
							I \$1,277
							J \$1,471

C  
O  
K  
C  
0  
0  
2  
0  
5

Poufy - Upholstered Wall Mount Tile

Description	D	W	H	CTN WT	CU FT	① Model	List Price Per Grade
Rectangular - Poufy Upholstered Wall Mount Tile	1 3/8	24	36	15	2	INW2436RTUP	COM \$519
 <ul style="list-style-type: none"> <li>vertical wall mount tile</li> <li>supported by aluminum Z clips</li> <li>wall fastener hardware provided by installer</li> <li>heavy cushioned surface not recommended for tacking</li> <li>com ydg: 1 1/4</li> </ul> <p>accommodates accessories with "IN_____WR-_____"; Example INA0307WR-KNOB</p>							A \$532
							B \$557
							C \$604
							D \$662
							E \$720
							F \$810
							G \$909
							H \$1,011
							I \$1,172
							J \$1,366

Rectangular - Poufy Upholstered Wall Mount Tile	1 3/8	18	36	11	1	INW1836RTUP	COM \$429
 <ul style="list-style-type: none"> <li>vertical wall mount tile</li> <li>supported by aluminum Z clips</li> <li>wall fastener hardware provided by installer</li> <li>heavy cushioned surface not recommended for tacking</li> <li>com ydg: 1 1/4</li> </ul> <p>accommodates accessories with "IN_____WR-_____"; Example INA0307WR-KNOB</p>							A \$443
							B \$468
							C \$514
							D \$571
							E \$631
							F \$720
							G \$818
							H \$921
							I \$1,083
							J \$1,277

To Order, Specify:

① Model Number

② Fabric Selection - vendor, pattern and color

Visit [www.jsifurniture.com/finishes-and-materials/textiles](http://www.jsifurniture.com/finishes-and-materials/textiles) for our textiles program.

See selection of standard and graded in manufacturers and patterns.

Specifications

- 12mm birch plywood panel frame
- 1/2" polyurethane foam surface cushioning
- extruded aluminum mounting Z clips

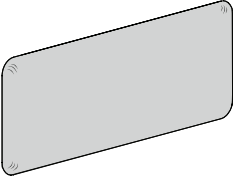
Indie

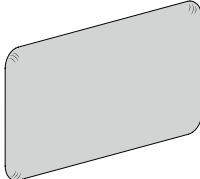
Poufy - Upholstered Wall Mount Tile

Description	D	W	H	CTN WT	CU FT	① Model	List Price Per Grade
Rectangular - Poufy Upholstered Wall Mount Tile	1 ⅜	48	30	23	2	INW4830RTUP	COM \$642
							A \$653
							B \$675
							C \$712
							D \$757
							E \$804
							F \$876
							G \$954
							H \$1,037
							I \$1,166
							J \$1,321
Rectangular - Poufy Upholstered Wall Mount Tile	1 ⅜	36	30	18	2	INW3630RTUP	COM \$607
							A \$618
							B \$639
							C \$676
							D \$722
							E \$768
							F \$841
							G \$918
							H \$1,001
							I \$1,130
							J \$1,285
Rectangular - Poufy Upholstered Wall Mount Tile	1 ⅜	48	24	19	2	INW4824RTUP	COM \$550
							A \$561
							B \$582
							C \$618
							D \$664
							E \$712
							F \$783
							G \$861
							H \$942
							I \$1,073
							J \$1,227
Rectangular - Poufy Upholstered Wall Mount Tile	1 ⅜	36	24	15	2	INW3624RTUP	COM \$503
							A \$513
							B \$533
							C \$570
							D \$617
							E \$664
							F \$736
							G \$813
							H \$896
							I \$1,025
							J \$1,179

INDIE

Poufy - Upholstered Wall Mount Tile

Description	D	W	H	CTN WT	CU FT	① Model	List Price Per Grade
Rectangular - Poufy Upholstered Wall Mount Tile	1 3/8	48	18	15	2	INW4818RTUP	COM \$470
 <ul style="list-style-type: none"> <li>horizontal wall mount tile</li> <li>supported by aluminum Z clips</li> <li>wall fastener hardware provided by installer</li> <li>heavy cushioned surface not recommended for tacking</li> <li>com ydg: 3/4</li> </ul> <p>accommodates accessories with "IN_____WR-_____"; Example INA0307WR-KNOB</p>							A \$479
							B \$494
							C \$521
							D \$556
							E \$592
							F \$647
							G \$704
							H \$766
							I \$864
							J \$979

Rectangular - Poufy Upholstered Wall Mount Tile	1 3/8	36	18	11	1	INW3618RTUP	COM \$431
 <ul style="list-style-type: none"> <li>horizontal wall mount tile</li> <li>supported by aluminum Z clips</li> <li>wall fastener hardware provided by installer</li> <li>heavy cushioned surface not recommended for tacking</li> <li>com ydg: 3/4</li> </ul> <p>accommodates accessories with "IN_____WR-_____"; Example INA0307WR-KNOB</p>							A \$439
							B \$455
							C \$481
							D \$517
							E \$552
							F \$606
							G \$664
							H \$726
							I \$824
							J \$939

To Order, Specify:

① Model Number

② Fabric Selection - vendor, pattern and color

Visit [www.jsifurniture.com/finishes-and-materials/textiles](http://www.jsifurniture.com/finishes-and-materials/textiles) for our textiles program.



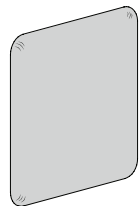
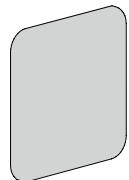
See selection of standard and graded in manufacturers and patterns.

Specifications

- 12mm birch plywood panel frame
- 1/2" polyurethane foam surface cushioning
- extruded aluminum mounting Z clips

Indie


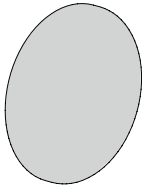
## Poufy - Upholstered Wall Mount Tile

Description	D	W	H	CTN WT	CU FT	① Model	List Price Per Grade
Square - Poufy Upholstered Wall Mount Tile  	1 3/8	48	48	38	3	INW4848SQUP	COM \$686
	· supported by aluminum Z clips						A \$703
	· wall fastener hardware provided by installer						B \$734
	· heavy cushioned surface not recommended for tacking						C \$788
	· com ydg: 1 1/2						D \$856
							E \$928
	accommodates accessories with "IN_____WR-_____"; Example INA0307WR-KNOB						F \$1,037
							G \$1,152
							H \$1,277
							I \$1,470
							J \$1,704
Square - Poufy Upholstered Wall Mount Tile  	1 3/8	36	36	21	2	INW3636SQUP	COM \$641
	· supported by aluminum Z clips						A \$655
	· wall fastener hardware provided by installer						B \$680
	· heavy cushioned surface not recommended for tacking						C \$726
	· com ydg: 1 1/4						D \$785
							E \$843
	accommodates accessories with "IN_____WR-_____"; Example INA0307WR-KNOB						F \$933
							G \$1,031
							H \$1,133
							I \$1,295
							J \$1,489
Square - Poufy Upholstered Wall Mount Tile  	1 3/8	24	24	10	1	INW2424SQUP	COM \$436
	· supported by aluminum Z clips						A \$445
	· wall fastener hardware provided by installer						B \$467
	· heavy cushioned surface not recommended for tacking						C \$504
	· com ydg: 1						D \$550
							E \$596
	accommodates accessories with "IN_____WR-_____"; Example INA0307WR-KNOB						F \$669
							G \$747
							H \$829
							I \$959
							J \$1,113
Square - Poufy Upholstered Wall Mount Tile  	1 3/8	18	18	7	1	INW1818SQUP	COM \$394
	· supported by aluminum Z clips						A \$402
	· wall fastener hardware provided by installer						B \$418
	· heavy cushioned surface not recommended for tacking						C \$444
	· com ydg: 3/4						D \$480
							E \$515
	accommodates accessories with "IN_____WR-_____"; Example INA0307WR-KNOB						F \$569
							G \$628
							H \$690
							I \$787
							J \$904

C  
O  
K  
C  
0  
0  
2  
0  
5

INDIE

Poufy - Upholstered Wall Mount Tile

Description	D	W	H	CTN WT	CU FT	① Model	List Price Per Grade
<b>Round - Poufy Upholstered Wall Mount Tile</b> 	1 3/8	24	24	10	1	<b>INW24RDUP</b>	<b>COM \$436</b> A \$445 B \$467 C \$504 D \$550 E \$596 F \$669 G \$747 H \$829 I \$959 J \$1,113
<ul style="list-style-type: none"> <li>supported by aluminum Z clips</li> <li>wall fastener hardware provided by installer</li> <li>heavy cushioned surface not recommended for tacking</li> <li>com ydg: 1</li> </ul> <p>accommodates accessories with "IN_____WR_____"; Example INA0307WR-KNOB</p>							
<b>Round - Poufy Upholstered Wall Mount Tile</b> 	1 3/8	18	18	7	1	<b>INW18RDUP</b>	<b>COM \$394</b> A \$402 B \$418 C \$444 D \$480 E \$515 F \$569 G \$628 H \$690 I \$787 J \$904
<ul style="list-style-type: none"> <li>supported by aluminum Z clips</li> <li>wall fastener hardware provided by installer</li> <li>heavy cushioned surface not recommended for tacking</li> <li>com ydg: 3/4</li> </ul> <p>accommodates accessories with "IN_____WR_____"; Example INA0307WR-KNOB</p>							

**To Order, Specify:**

① Model Number

② Fabric Selection - vendor, pattern and color

Visit [www.jsifurniture.com/finishes-and-materials/textiles](http://www.jsifurniture.com/finishes-and-materials/textiles) for our textiles program.


See selection of standard and graded in manufacturers and patterns.


**Specifications**

- 12mm birch plywood panel frame
- 1/2" polyurethane foam surface cushioning
- extruded aluminum mounting Z clips





Indie  
Tackboard - Upholstered Wall Mount Tile

Description	D	W	H	CTN WT	CU FT	① Model	List Price Per Grade
Rectangular - Tackboard Upholstered Wall Mount Tile	1	36	48	28	3	INW3648RTUT	COM \$689
	· vertical wall mount tile						A \$705
	· supported by aluminum Z clips						B \$736
	· wall fastener hardware provided by installer						C \$790
	· com ydg: 1 ½						D \$860
							E \$930
	accommodates accessories with "IN_____WS-____"; Example INA0307WS-KNOB						F \$1,039
							G \$1,154
							H \$1,279
							I \$1,472
							J \$1,706

Rectangular - Tackboard Upholstered Wall Mount Tile	1	30	48	23	2	INW3048RTUT	COM \$677
	· vertical wall mount tile						A \$693
	· supported by aluminum Z clips						B \$724
	· wall fastener hardware provided by installer						C \$778
	· com ydg: 1 ½						D \$848
							E \$918
	accommodates accessories with "IN_____WS-____"; Example INA0307WS-KNOB						F \$1,027
							G \$1,142
							H \$1,268
							I \$1,461
							J \$1,694

C  
O  
K  
C  
0  
0  
2  
0  
5

Tackboard - Upholstered Wall Mount Tile

Description	D	W	H	CTN WT	CU FT	① Model	List Price Per Grade
Rectangular - Tackboard Upholstered Wall Mount Tile	1	24	48	19	2	INW2448RTUT	COM \$587
 <ul style="list-style-type: none"> <li>vertical wall mount tile</li> <li>supported by aluminum Z clips</li> <li>wall fastener hardware provided by installer</li> <li>com ydg: 1 ½</li> </ul> <p>accommodates accessories with "IN____WS____"; Example INA0307WS-KNOB</p>							A \$603
							B \$633
							C \$688
							D \$757
							E \$828
							F \$936
							G \$1,052
							H \$1,176
							I \$1,370
							J \$1,604
Rectangular - Tackboard Upholstered Wall Mount Tile	1	18	48	15	2	INW1848RTUT	COM \$518
 <ul style="list-style-type: none"> <li>vertical wall mount tile</li> <li>supported by aluminum Z clips</li> <li>wall fastener hardware provided by installer</li> <li>com ydg: 1 ½</li> </ul> <p>accommodates accessories with "IN____WS____"; Example INA0307WS-KNOB</p>							A \$533
							B \$565
							C \$619
							D \$689
							E \$760
							F \$868
							G \$983
							H \$1,109
							I \$1,301
							J \$1,535

To Order, Specify:

① Model Number

② Fabric Selection - vendor, pattern and color


Visit [www.jsifurniture.com/finishes-and-materials/textiles](http://www.jsifurniture.com/finishes-and-materials/textiles) for our textiles program.


See selection of standard and graded in manufacturers and patterns.

Specifications

- ½" soft tack core face
- ¼" hard board backer panel
- covered with surface glued and stapled upholstery
- extruded aluminum mounting Z clips



Indie  
Tackboard - Upholstered Wall Mount Tile

Description	D	W	H	CTN WT	CU FT	① Model	List Price Per Grade
Rectangular - Tackboard Upholstered Wall Mount Tile	1	48	36	28	3	INW4836RTUT	COM \$673
	· horizontal wall mount tile						A \$686
	· supported by aluminum Z clips						B \$712
	· wall fastener hardware provided by installer						C \$757
	· com ydg: 1 ¼						D \$814
							E \$874
	accommodates accessories with "IN_____WS-____"; Example INA0307WS-KNOB						F \$963
							G \$1,061
							H \$1,164
							I \$1,325
							J \$1,520

Rectangular - Tackboard Upholstered Wall Mount Tile	1	30	36	18	2	INW3036RTUT	COM \$640
	· vertical wall mount tile						A \$654
	· supported by aluminum Z clips						B \$679
	· wall fastener hardware provided by installer						C \$725
	· com ydg: 1 ¼						D \$783
							E \$842
	accommodates accessories with "IN_____WS-____"; Example INA0307WS-KNOB						F \$931
							G \$1,029
							H \$1,132
							I \$1,294
							J \$1,488

C  
O  
K  
C  
0  
0  
2  
0  
5

Tackboard - Upholstered Wall Mount Tile

Description	D	W	H	CTN WT	CU FT	① Model	List Price Per Grade
Rectangular - Tackboard Upholstered Wall Mount Tile	1	24	36	15	2	INW2436RTUT	COM \$524
 <ul style="list-style-type: none"> <li>vertical wall mount tile</li> <li>supported by aluminum Z clips</li> <li>wall fastener hardware provided by installer</li> <li>com ydg: 1 ¼</li> </ul> <p>accommodates accessories with "IN____WS____"; Example INA0307WS-KNOB</p>							A \$539
							B \$563
							C \$608
							D \$667
							E \$725
							F \$814
							G \$913
							H \$1,015
							I \$1,176
							J \$1,371
Rectangular - Tackboard Upholstered Wall Mount Tile	1	18	36	11	1	INW1836RTUT	COM \$438
 <ul style="list-style-type: none"> <li>vertical wall mount tile</li> <li>supported by aluminum Z clips</li> <li>wall fastener hardware provided by installer</li> <li>com ydg: 1 ¼</li> </ul> <p>accommodates accessories with "IN____WS____"; Example INA0307WS-KNOB</p>							A \$453
							B \$477
							C \$523
							D \$581
							E \$639
							F \$728
							G \$827
							H \$929
							I \$1,090
							J \$1,285

To Order, Specify:

① Model Number

② Fabric Selection - vendor, pattern and color

Visit [www.jsifurniture.com/finishes-and-materials/textiles](http://www.jsifurniture.com/finishes-and-materials/textiles) for our textiles program.

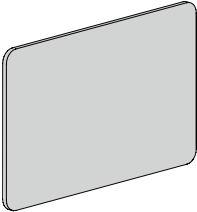

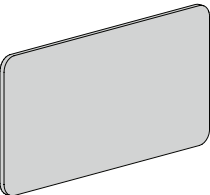
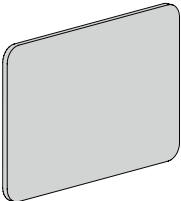
See selection of standard and graded in manufacturers and patterns.

Specifications

- ½" soft tack core face
- ¼" hard board backer panel
- covered with surface glued and stapled upholstery
- extruded aluminum mounting Z clips

Indie

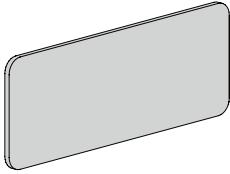
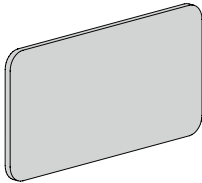
## Tackboard - Upholstered Wall Mount Tile

Description	D	W	H	CTN WT	CU FT	① Model	List Price Per Grade
Rectangular - Tackboard Upholstered Wall Mount Tile	1	48	30	23	2	INW4830RTUT	COM \$656
 <ul style="list-style-type: none"> <li>horizontal wall mount tile</li> <li>supported by aluminum Z clips</li> <li>wall fastener hardware provided by installer</li> <li>com ydg: 1</li> </ul> <p>accommodates accessories with "IN_____WS-_____"; Example INA0307WS-KNOB</p>							A \$668
							B \$689
							C \$725
							D \$771
							E \$818
							F \$890
							G \$968
							H \$1,050
							I \$1,179
							J \$1,335
Rectangular - Tackboard Upholstered Wall Mount Tile	1	36	30	18	2	INW3630RTUT	COM \$626
 <ul style="list-style-type: none"> <li>horizontal wall mount tile</li> <li>supported by aluminum Z clips</li> <li>wall fastener hardware provided by installer</li> <li>com ydg: 1</li> </ul> <p>accommodates accessories with "IN_____WS-_____"; Example INA0307WS-KNOB</p>							A \$636
							B \$656
							C \$693
							D \$740
							E \$787
							F \$858
							G \$936
							H \$1,018
							I \$1,148
							J \$1,302
Rectangular - Tackboard Upholstered Wall Mount Tile	1	48	24	19	2	INW4824RTUT	COM \$587
 <ul style="list-style-type: none"> <li>horizontal wall mount tile</li> <li>supported by aluminum Z clips</li> <li>wall fastener hardware provided by installer</li> <li>com ydg: 1</li> </ul> <p>accommodates accessories with "IN_____WS-_____"; Example INA0307WS-KNOB</p>							A \$596
							B \$618
							C \$654
							D \$701
							E \$748
							F \$819
							G \$897
							H \$979
							I \$1,110
							J \$1,263
Rectangular - Tackboard Upholstered Wall Mount Tile	1	36	24	15	2	INW3624RTUT	COM \$507
 <ul style="list-style-type: none"> <li>horizontal wall mount tile</li> <li>supported by aluminum Z clips</li> <li>wall fastener hardware provided by installer</li> <li>com ydg: 1</li> </ul> <p>accommodates accessories with "IN_____WS-_____"; Example INA0307WS-KNOB</p>							A \$518
							B \$540
							C \$576
							D \$621
							E \$669
							F \$741
							G \$818
							H \$900
							I \$1,031
							J \$1,185

C  
O  
K  
C  
0  
0  
2  
0  
5

INDIE

Tackboard - Upholstered Wall Mount Tile

Description	D	W	H	CTN WT	CU FT	① Model	List Price Per Grade
<b>Rectangular - Tackboard Upholstered Wall Mount Tile</b>  	1	48	18	15	2	INW4818RTUT	COM \$502 A \$509 B \$525 C \$552 D \$588 E \$623 F \$677 G \$735 H \$798 I \$893 J \$1,011
• horizontal wall mount tile • supported by aluminum Z clips • wall fastener hardware provided by installer • com ydg: ¾  accommodates accessories with "IN____WS____"; Example INA0307WS-KNOB							
<b>Rectangular - Tackboard Upholstered Wall Mount Tile</b>  	1	36	18	11	1	INW3618RTUT	COM \$460 A \$468 B \$483 C \$511 D \$546 E \$582 F \$636 G \$693 H \$756 I \$852 J \$970
• horizontal wall mount tile • supported by aluminum Z clips • wall fastener hardware provided by installer • com ydg: ¾  accommodates accessories with "IN____WS____"; Example INA0307WS-KNOB							

To Order, Specify:

① Model Number

② Fabric Selection - vendor, pattern and color

Visit [www.jsifurniture.com/finishes-and-materials/textiles](http://www.jsifurniture.com/finishes-and-materials/textiles) for our textiles program.





See selection of standard and graded in manufacturers and patterns.

Specifications

- ½" soft tack core face
- ¼" hard board backer panel
- covered with surface glued and stapled upholstery
- extruded aluminum mounting Z clips

Indie

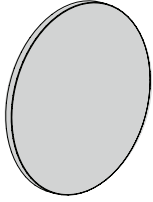
## Tackboard - Upholstered Wall Mount Tile

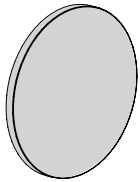
Description	D	W	H	CTN WT	CU FT	① Model	List Price Per Grade
Square - Tackboard Upholstered Wall Mount Tile	1	48	48	38	3	INW4848SQT	COM \$737
 <ul style="list-style-type: none"> <li>· supported by aluminum Z clips</li> <li>· wall fastener hardware provided by installer</li> <li>· com ydg: 1 ½</li> </ul> <p>accommodates accessories with "IN_____WS-_____"; Example INA0307WS-KNOB</p>							A \$754 B \$785 C \$839 D \$909 E \$978 F \$1,087 G \$1,203 H \$1,327 I \$1,521 J \$1,754
Square - Tackboard Upholstered Wall Mount Tile	1	36	36	21	2	INW3636SQT	COM \$686
 <ul style="list-style-type: none"> <li>· supported by aluminum Z clips</li> <li>· wall fastener hardware provided by installer</li> <li>· com ydg: 1 ¼</li> </ul> <p>accommodates accessories with "IN_____WS-_____"; Example INA0307WS-KNOB</p>							A \$701 B \$725 C \$771 D \$829 E \$888 F \$977 G \$1,076 H \$1,177 I \$1,339 J \$1,534
Square - Tackboard Upholstered Wall Mount Tile	1	24	24	10	1	INW2424SQT	COM \$465
 <ul style="list-style-type: none"> <li>· supported by aluminum Z clips</li> <li>· wall fastener hardware provided by installer</li> <li>· com ydg: 1</li> </ul> <p>accommodates accessories with "IN_____WS-_____"; Example INA0307WS-KNOB</p>							A \$476 B \$497 C \$532 D \$579 E \$627 F \$699 G \$776 H \$858 I \$989 J \$1,142
Square - Tackboard Upholstered Wall Mount Tile	1	18	18	7	1	INW1818SQT	COM \$416
 <ul style="list-style-type: none"> <li>· supported by aluminum Z clips</li> <li>· wall fastener hardware provided by installer</li> <li>· com ydg: ¾</li> </ul> <p>accommodates accessories with "IN_____WS-_____"; Example INA0307WS-KNOB</p>							A \$424 B \$439 C \$466 D \$502 E \$537 F \$591 G \$649 H \$712 I \$807 J \$925

C  
O  
K  
C  
0  
0  
2  
0  
5

INDIE

Tackboard - Upholstered Wall Mount Tile

Description	D	W	H	CTN WT	CU FT	① Model	List Price Per Grade
Round - Tackboard Upholstered Wall Mount Tile	1	24	24	10	1	INW24RDUT	COM \$465
 <ul style="list-style-type: none"> <li>supported by aluminum Z clips</li> <li>wall fastener hardware provided by installer</li> <li>com ydg: 1</li> </ul> <p>accommodates accessories with "IN____WS-____"; Example INA0307WS-KNOB</p>							A \$476
							B \$497
							C \$532
							D \$579
							E \$627
							F \$699
							G \$776
							H \$858
							I \$989
							J \$1,142

Round - Tackboard Upholstered Wall Mount Tile	1	18	18	7	1	INW18RDUT	COM \$416
 <ul style="list-style-type: none"> <li>supported by aluminum Z clips</li> <li>wall fastener hardware provided by installer</li> <li>com ydg: ¾</li> </ul> <p>accommodates accessories with "IN____WS-____"; Example INA0307WS-KNOB</p>							A \$424
							B \$439
							C \$466
							D \$502
							E \$537
							F \$591
							G \$649
							H \$712
							I \$807
							J \$925

To Order, Specify:

① Model Number

② Fabric Selection - vendor, pattern and color

Visit [www.jsifurniture.com/finishes-and-materials/textiles](http://www.jsifurniture.com/finishes-and-materials/textiles) for our textiles program.





See selection of standard and graded in manufacturers and patterns.

Specifications

- ½" soft tack core face
- ¼" hard board backer panel
- covered with surface glued and stapled upholstery
- extruded aluminum mounting Z clips



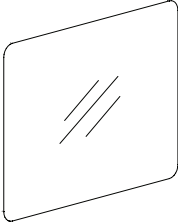
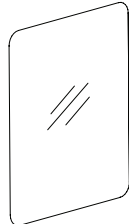
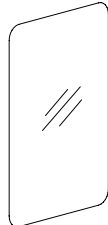
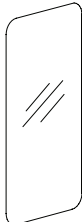
Indie  
Glass Magnetic Marker - Wall Mount Tile

Description	D	W	H	CTN WT	CU FT	❶ Model	List Price
Rectangular - Glass Magnetic Wall Mounted Marker Tile	5/8	36	48	39	4	INW3648RTMBG	\$3,312
						<ul style="list-style-type: none"><li>· vertical wall mount tile</li><li>· supported by aluminum Z clips</li><li>· wall fastener hardware provided by installer</li><li>· 4mm white back painted tempered glass</li><li>· hidden aluminum 1/2" thin profile frame</li><li>· metal backer sheet for use with magnets</li></ul>	
Rectangular - Glass Magnetic Wall Mounted Marker Tile	5/8	30	48	32	4	INW3048RTMBG	\$2,643
						<ul style="list-style-type: none"><li>· vertical wall mount tile</li><li>· supported by aluminum Z clips</li><li>· wall fastener hardware provided by installer</li><li>· 4mm white back painted tempered glass</li><li>· hidden aluminum 1/2" thin profile frame</li><li>· metal backer sheet for use with magnets</li></ul>	
Rectangular - Glass Magnetic Wall Mounted Marker Tile	5/8	24	48	26	3	INW2448RTMBG	\$2,374
						<ul style="list-style-type: none"><li>· vertical wall mount tile</li><li>· supported by aluminum Z clips</li><li>· wall fastener hardware provided by installer</li><li>· 4mm white back painted tempered glass</li><li>· hidden aluminum 1/2" thin profile frame</li><li>· metal backer sheet for use with magnets</li></ul>	
Rectangular - Glass Magnetic Wall Mounted Marker Tile	5/8	18	48	20	2	INW1848RTMBG	\$1,694
						<ul style="list-style-type: none"><li>· vertical wall mount tile</li><li>· supported by aluminum Z clips</li><li>· wall fastener hardware provided by installer</li><li>· 4mm white back painted tempered glass</li><li>· hidden aluminum 1/2" thin profile frame</li><li>· metal backer sheet for use with magnets</li></ul>	

C  
O  
K  
C  
0  
0  
2  
0  
5

INDIE

Glass Magnetic Marker - Wall Mount Tile

Description	D	W	H	CTN WT	CU FT	❶ Model	List Price
<b>Rectangular - Glass Magnetic Wall Mounted Marker Tile</b>  <ul style="list-style-type: none"> <li>horizontal wall mount tile</li> <li>supported by aluminum Z clips</li> <li>wall fastener hardware provided by installer</li> <li>4mm white back painted tempered glass</li> <li>hidden aluminum 1/2" thin profile frame</li> <li>metal backer sheet for use with magnets</li> </ul>	5/8	48	36	39	4	INW4836RTMBG	\$3,368
<b>Rectangular - Glass Magnetic Wall Mounted Marker Tile</b>  <ul style="list-style-type: none"> <li>vertical wall mount tile</li> <li>supported by aluminum Z clips</li> <li>wall fastener hardware provided by installer</li> <li>4mm white back painted tempered glass</li> <li>hidden aluminum 1/2" thin profile frame</li> <li>metal backer sheet for use with magnets</li> </ul>	5/8	30	36	25	3	INW3036RTMBG	\$2,041
<b>Rectangular - Glass Magnetic Wall Mounted Marker Tile</b>  <ul style="list-style-type: none"> <li>vertical wall mount tile</li> <li>supported by aluminum Z clips</li> <li>wall fastener hardware provided by installer</li> <li>4mm white back painted tempered glass</li> <li>hidden aluminum 1/2" thin profile frame</li> <li>metal backer sheet for use with magnets</li> </ul>	5/8	24	36	20	2	INW2436RTMBG	\$1,932
<b>Rectangular - Glass Magnetic Wall Mounted Marker Tile</b>  <ul style="list-style-type: none"> <li>vertical wall mount tile</li> <li>supported by aluminum Z clips</li> <li>wall fastener hardware provided by installer</li> <li>4mm white back painted tempered glass</li> <li>hidden aluminum 1/2" thin profile frame</li> <li>metal backer sheet for use with magnets</li> </ul>	5/8	18	36	15	2	INW1836RTMBG	\$1,408

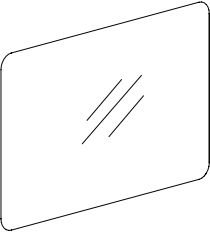

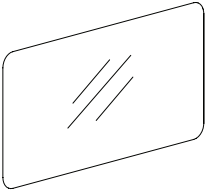
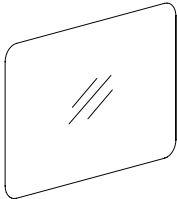
To Order, Specify:

❶ Model Number

Specifications

- 4mm white back painted tempered glass marker surface
- 20 gauge metal backer sheet for magnet application
- 1/2" thin profile hidden extruded aluminum frame
- extruded aluminum mounting Z clips

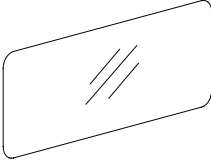
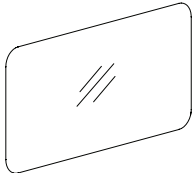
Indie  
Glass Magnetic Marker - Wall Mount Tile

Description	D	W	H	CTN WT	CU FT	❶ Model	List Price
Rectangular - Glass Magnetic Wall Mounted Marker Tile	5/8	48	30	32	4	INW4830RTMBG	\$2,725
						<ul style="list-style-type: none"><li>horizontal wall mount tile</li><li>supported by aluminum Z clips</li><li>wall fastener hardware provided by installer</li><li>4mm white back painted tempered glass</li><li>hidden aluminum 1/2" thin profile frame</li><li>metal backer sheet for use with magnets</li></ul>	
Rectangular - Glass Magnetic Wall Mounted Marker Tile	5/8	36	30	25	3	INW3630RTMBG	\$2,069
						<ul style="list-style-type: none"><li>horizontal wall mount tile</li><li>supported by aluminum Z clips</li><li>wall fastener hardware provided by installer</li><li>4mm white back painted tempered glass</li><li>hidden aluminum 1/2" thin profile frame</li><li>metal backer sheet for use with magnets</li></ul>	
Rectangular - Glass Magnetic Wall Mounted Marker Tile	5/8	48	24	26	3	INW4824RTMBG	\$2,485
						<ul style="list-style-type: none"><li>horizontal wall mount tile</li><li>supported by aluminum Z clips</li><li>wall fastener hardware provided by installer</li><li>4mm white back painted tempered glass</li><li>hidden aluminum 1/2" thin profile frame</li><li>metal backer sheet for use with magnets</li></ul>	
Rectangular - Glass Magnetic Wall Mounted Marker Tile	5/8	36	24	20	2	INW3624RTMBG	\$1,985
						<ul style="list-style-type: none"><li>horizontal wall mount tile</li><li>supported by aluminum Z clips</li><li>wall fastener hardware provided by installer</li><li>4mm white back painted tempered glass</li><li>hidden aluminum 1/2" thin profile frame</li><li>metal backer sheet for use with magnets</li></ul>	

C  
O  
K  
C  
0  
0  
2  
0  
5

INDIE

Glass Magnetic Marker - Wall Mount Tile

Description	D	W	H	CTN WT	CU FT	❶ Model	List Price
<b>Rectangular - Glass Magnetic Wall Mounted Marker Tile</b>   <ul style="list-style-type: none"> <li>horizontal wall mount tile</li> <li>supported by aluminum Z clips</li> <li>wall fastener hardware provided by installer</li> <li>4mm white back painted tempered glass</li> <li>hidden aluminum 1/2" thin profile frame</li> <li>metal backer sheet for use with magnets</li> </ul>	5/8	48	18	20	2	INW4818RTMBG	\$1,832
<b>Rectangular - Glass Magnetic Wall Mounted Marker Tile</b>   <ul style="list-style-type: none"> <li>horizontal wall mount tile</li> <li>supported by aluminum Z clips</li> <li>wall fastener hardware provided by installer</li> <li>4mm white back painted tempered glass</li> <li>hidden aluminum 1/2" thin profile frame</li> <li>metal backer sheet for use with magnets</li> </ul>	5/8	36	18	15	2	INW3618RTMBG	\$1,490

To Order, Specify:

❶ Model Number

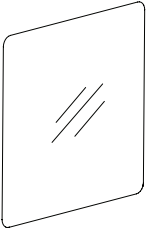
Specifications

- 4mm white back painted tempered glass marker surface
- 20 gauge metal backer sheet for magnet application
- 1/2" thin profile hidden extruded aluminum frame
- extruded aluminum mounting Z clips

Indie

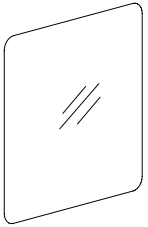
## Glass Magnetic Marker - Wall Mount Tile

Description	D	W	H	CTN WT	CU FT	① Model	List Price
Square - Glass Magnetic Wall Mounted Marker Tile	5/8	48	48	50	6	INW4848SQMBG	\$3,927



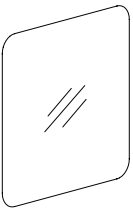
- supported by aluminum Z clips
- wall fastener hardware provided by installer
- 4mm white back painted tempered glass
- hidden aluminum 1/2" thin profile frame
- metal backer sheet for use with magnets

Square - Glass Magnetic Wall Mounted Marker Tile	5/8	36	36	30	3	INW3636SQMBG	\$2,453
--	-----	----	----	----	---	--------------	---------



- supported by aluminum Z clips
- wall fastener hardware provided by installer
- 4mm white back painted tempered glass
- hidden aluminum 1/2" thin profile frame
- metal backer sheet for use with magnets

Square - Glass Magnetic Wall Mounted Marker Tile	5/8	24	24	14	2	INW2424SQMBG	\$1,358
--	-----	----	----	----	---	--------------	---------



- supported by aluminum Z clips
- wall fastener hardware provided by installer
- 4mm white back painted tempered glass
- hidden aluminum 1/2" thin profile frame
- metal backer sheet for use with magnets

Square - Glass Magnetic Wall Mounted Marker Tile	5/8	18	18	9	1	INW1818SQMBG	\$982
--	-----	----	----	---	---	--------------	-------



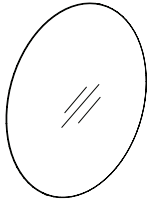
- supported by aluminum Z clips
- wall fastener hardware provided by installer
- 4mm white back painted tempered glass
- hidden aluminum 1/2" thin profile frame
- metal backer sheet for use with magnets

C  
O  
K  
C  
0  
0  
2  
0  
5

INDIE

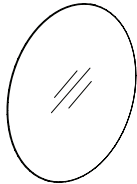
Glass Magnetic Marker - Wall Mount Tile

Description	D	W	H	CTN WT	CU FT	① Model	List Price
Round - Glass Magnetic Wall Mounted Marker Tile	5/8	24	24	12	2	INW24RDMBG	\$2,262



- supported by aluminum Z clips
- wall fastener hardware provided by installer
- 4mm white back painted tempered glass
- hidden aluminum 1/2" thin profile frame
- metal backer sheet for use with magnets

Round - Glass Magnetic Wall Mounted Marker Tile	5/8	18	18	9	1	INW18RDMBG	\$1,832
---	-----	----	----	---	---	------------	---------



- supported by aluminum Z clips
- wall fastener hardware provided by installer
- 4mm white back painted tempered glass
- hidden aluminum 1/2" thin profile frame
- metal backer sheet for use with magnets

To Order, Specify:

① Model Number


Specifications

- 4mm white back painted tempered glass marker surface
- 20 gauge metal backer sheet for magnet application
- 1/2" thin profile hidden extruded aluminum frame
- extruded aluminum mounting Z clips

Indie


## Laminate - Marker Wall Mount Tile

Description	D	W	H	CTN WT	CU FT	❶ Model	List Price
Rectangular - Laminate Wall Mount Marker Tile	1	36	48	43	3	INW3648RTMBL	\$983



- vertical wall mount tile
- supported by aluminum Z clips
- wall fastener hardware provided by installer
- white markerboard high pressure laminate
- white edge band

Rectangular - Laminate Wall Mount Marker Tile	1	30	48	37	2	INW3048RTMBL	\$867
--	---	----	----	----	---	--------------	-------



- vertical wall mount tile
- supported by aluminum Z clips
- wall fastener hardware provided by installer
- white markerboard high pressure laminate
- white edge band

Rectangular - Laminate Wall Mount Marker Tile	1	24	48	30	2	INW2448RTMBL	\$749
--	---	----	----	----	---	--------------	-------



- vertical wall mount tile
- supported by aluminum Z clips
- wall fastener hardware provided by installer
- white markerboard high pressure laminate
- white edge band

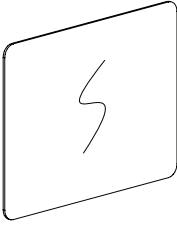



Rectangular - Laminate Wall Mount Marker Tile	1	18	48	22	2	INW1848RTMBL	\$596
--	---	----	----	----	---	--------------	-------



- vertical wall mount tile
- supported by aluminum Z clips
- wall fastener hardware provided by installer
- white markerboard high pressure laminate
- white edge band

C  
O  
K  
C  
0  
0  
2  
0  
5

INDIE

Description	D	W	H	CTN WT	CU FT	① Model	List Price
<b>Rectangular - Laminate Wall Mount Marker Tile</b>  <ul style="list-style-type: none"> <li>horizontal wall mount tile</li> <li>supported by aluminum Z clips</li> <li>wall fastener hardware provided by installer</li> <li>white markerboard high pressure laminate</li> <li>white edge band</li> </ul>	1	48	36	43	3	INW4836RTMBL	\$983
<b>Rectangular - Laminate Wall Mount Marker Tile</b>  <ul style="list-style-type: none"> <li>horizontal wall mount tile</li> <li>supported by aluminum Z clips</li> <li>wall fastener hardware provided by installer</li> <li>white markerboard high pressure laminate</li> <li>white edge band</li> </ul>	1	30	36	28	2	INW3036RTMBL	\$722
<b>Rectangular - Laminate Wall Mount Marker Tile</b>  <ul style="list-style-type: none"> <li>vertical wall mount tile</li> <li>supported by aluminum Z clips</li> <li>wall fastener hardware provided by installer</li> <li>white markerboard high pressure laminate</li> <li>white edge band</li> </ul>	1	24	36	22	2	INW2436RTMBL	\$545
<b>Rectangular - Laminate Wall Mount Marker Tile</b>  <ul style="list-style-type: none"> <li>vertical wall mount tile</li> <li>supported by aluminum Z clips</li> <li>wall fastener hardware provided by installer</li> <li>white markerboard high pressure laminate</li> <li>white edge band</li> </ul>	1	18	36	18	1	INW1836RTMBL	\$512

**To Order, Specify:**

① Model Number

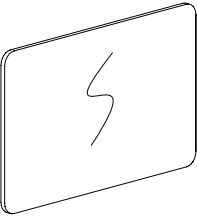
**Specifications**

- ¾" thickness, 3 ply balanced construction
- 1mm PVC edge
- white high pressure marker laminate face
- phenolic balancing backer panel
- extruded aluminum mounting Z clips




Indie  
Laminate - Marker Wall Mount Tile

Description	D	W	H	CTN WT	CU FT	❶ Model	List Price
Rectangular - Laminate Wall Mount Marker Tile	1	48	30	37	2	INW4830RTMBL	\$867



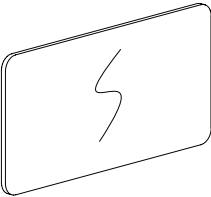
- horizontal wall mount tile
- supported by aluminum Z clips
- wall fastener hardware provided by installer
- white markerboard high pressure laminate
- white edge band

Rectangular - Laminate Wall Mount Marker Tile	1	36	30	28	2	INW3630RTMBL	\$722
--	---	----	----	----	---	--------------	-------



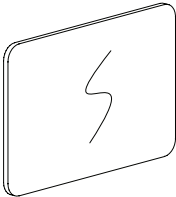
- horizontal wall mount tile
- supported by aluminum Z clips
- wall fastener hardware provided by installer
- white markerboard high pressure laminate
- white edge band

Rectangular - Laminate Wall Mount Marker Tile	1	48	24	30	2	INW4824RTMBL	\$749
--	---	----	----	----	---	--------------	-------



- horizontal wall mount tile
- supported by aluminum Z clips
- wall fastener hardware provided by installer
- white markerboard high pressure laminate
- white edge band

Rectangular - Laminate Wall Mount Marker Tile	1	36	24	22	2	INW3624RTMBL	\$545
--	---	----	----	----	---	--------------	-------

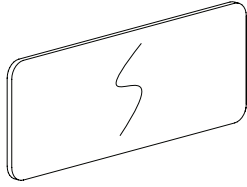


- horizontal wall mount tile
- supported by aluminum Z clips
- wall fastener hardware provided by installer
- white markerboard high pressure laminate
- white edge band

C  
O  
K  
C  
0  
0  
2  
0  
5

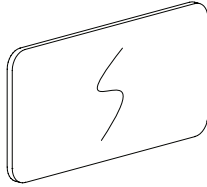
INDIE

Description	D	W	H	CTN WT	CU FT	① Model	List Price
Rectangular - Laminate Wall Mount Marker Tile	1	48	18	22	2	INW4818RTMBL	\$596



- horizontal wall mount tile
- supported by aluminum Z clips
- wall fastener hardware provided by installer
- white markerboard high pressure laminate
- white edge band

Rectangular - Laminate Wall Mount Marker Tile	1	36	18	18	1	INW3618RTMBL	\$512
--	---	----	----	----	---	--------------	-------



- horizontal wall mount tile
- supported by aluminum Z clips
- wall fastener hardware provided by installer
- white markerboard high pressure laminate
- white edge band

**To Order, Specify:**

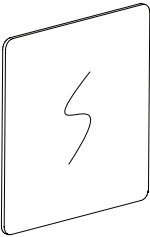
① Model Number

**Specifications**

- ¾" thickness, 3 ply balanced construction
- 1mm PVC edge
- white high pressure marker laminate face
- phenolic balancing backer panel
- extruded aluminum mounting Z clips

Indie  
Laminate - Marker Wall Mount Tile

Description	D	W	H	CTN WT	CU FT	❶ Model	List Price
Square - Laminate Wall Mount Marker Tile	1	48	48	57	3	INW4848SQMBL	\$1,218



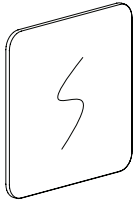
- supported by aluminum Z clips
- wall fastener hardware provided by installer
- white markerboard high pressure laminate
- white edge band

Square - Laminate Wall Mount Marker Tile	1	36	36	33	2	INW3636SQMBL	\$806
---	---	----	----	----	---	--------------	-------



- supported by aluminum Z clips
- wall fastener hardware provided by installer
- white markerboard high pressure laminate
- white edge band

Square - Laminate Wall Mount Marker Tile	1	24	24	16	1	INW2424SQMBL	\$518
---	---	----	----	----	---	--------------	-------



- supported by aluminum Z clips
- wall fastener hardware provided by installer
- white markerboard high pressure laminate
- white edge band


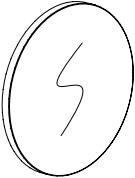
Square - Laminate Wall Mount Marker Tile	1	18	18	11	1	INW1818SQMBL	\$380
---	---	----	----	----	---	--------------	-------



- supported by aluminum Z clips
- wall fastener hardware provided by installer
- white markerboard high pressure laminate
- white edge band

C  
O  
K  
C  
0  
0  
2  
0  
5

INDIE

Description	D	W	H	CTN WT	CU FT	① Model	List Price
Round - Laminate Wall Mount Marker Tile  	1	24	24	16	1	INW24RDMBL	\$512
<ul style="list-style-type: none"> <li>· supported by aluminum Z clips</li> <li>· wall fastener hardware provided by installer</li> <li>· white markerboard high pressure laminate</li> <li>· white edge band</li> </ul>							
Round - Laminate Wall Mount Marker Tile  	1	18	18	11	1	INW18RDMBL	\$397
<ul style="list-style-type: none"> <li>· supported by aluminum Z clips</li> <li>· wall fastener hardware provided by installer</li> <li>· white markerboard high pressure laminate</li> <li>· white edge band</li> </ul>							

C  
O  
K  
C  
0  
0  
2  
0  
5

To Order, Specify:

① Model Number

Specifications

- 3/4" thickness, 3 ply balanced construction
- 1mm PVC edge
- white high pressure marker laminate face
- phenolic balancing backer panel
- extruded aluminum mounting Z clips

INDIE

Indie  
Veneer - Wall Mount Tile

Description	D	W	H	CTN WT	CU FT	❶ Model	Essentials Veneer List Price	Artisan Veneer List Price
Rectangular - Veneer Wall Mounted Tile	1	36	48	43	3	INW3648RTV	\$1,077	\$1,207



- vertical wall mount tile
  - supported by aluminum Z clips
  - wall fastener hardware provided by installer
  - veneer grain direction runs vertical on tile face
- accommodates accessories with "IN\_\_\_\_WS-\_\_\_\_"; Example INA0307WS-KNOB

Rectangular - Veneer Wall Mounted Tile	1	30	48	37	2	INW3048RTV	\$1,022	\$1,144
---	---	----	----	----	---	------------	---------	---------



- vertical wall mount tile
  - supported by aluminum Z clips
  - wall fastener hardware provided by installer
  - veneer grain direction runs vertical on tile face
- accommodates accessories with "IN\_\_\_\_WS-\_\_\_\_"; Example INA0307WS-KNOB

Rectangular - Veneer Wall Mounted Tile	1	24	48	30	2	INW2448RTV	\$967	\$1,085
---	---	----	----	----	---	------------	-------	---------



- vertical wall mount tile
  - supported by aluminum Z clips
  - wall fastener hardware provided by installer
  - veneer grain direction runs vertical on tile face
- accommodates accessories with "IN\_\_\_\_WS-\_\_\_\_"; Example INA0307WS-KNOB

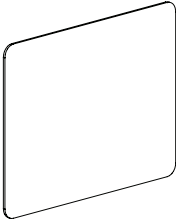



Rectangular - Veneer Wall Mounted Tile	1	18	48	22	2	INW1848RTV	\$877	\$984
---	---	----	----	----	---	------------	-------	-------



- vertical wall mount tile
  - supported by aluminum Z clips
  - wall fastener hardware provided by installer
  - veneer grain direction runs vertical on tile face
- accommodates accessories with "IN\_\_\_\_WS-\_\_\_\_"; Example INA0307WS-KNOB

C  
O  
K  
C  
0  
0  
2  
0  
5

INDIE

Description	D	W	H	CTN WT	CU FT	① Model	Essentials Veneer List Price	Artisan Veneer List Price
<b>Rectangular - Veneer Wall Mounted Tile</b>  <ul style="list-style-type: none"> <li>horizontal wall mount tile</li> <li>supported by aluminum Z clips</li> <li>wall fastener hardware provided by installer</li> <li>veneer grain direction runs vertical on tile face</li> </ul> <p>accommodates accessories with "IN____WS-____"; Example INA0307WS-KNOB</p>	1	48	36	43	3	INW4836RTV	\$1,077	\$1,207
<b>Rectangular - Veneer Wall Mounted Tile</b>  <ul style="list-style-type: none"> <li>horizontal wall mount tile</li> <li>supported by aluminum Z clips</li> <li>wall fastener hardware provided by installer</li> <li>veneer grain direction runs vertical on tile face</li> </ul> <p>accommodates accessories with "IN____WS-____"; Example INA0307WS-KNOB</p>	1	30	36	28	2	INW3036RTV	\$956	\$1,071
<b>Rectangular - Veneer Wall Mounted Tile</b>  <ul style="list-style-type: none"> <li>vertical wall mount tile</li> <li>supported by aluminum Z clips</li> <li>wall fastener hardware provided by installer</li> <li>veneer grain direction runs vertical on tile face</li> </ul> <p>accommodates accessories with "IN____WS-____"; Example INA0307WS-KNOB</p>	1	24	36	22	2	INW2436RTV	\$911	\$1,021
<b>Rectangular - Veneer Wall Mounted Tile</b>  <ul style="list-style-type: none"> <li>vertical wall mount tile</li> <li>supported by aluminum Z clips</li> <li>wall fastener hardware provided by installer</li> <li>veneer grain direction runs vertical on tile face</li> </ul> <p>accommodates accessories with "IN____WS-____"; Example INA0307WS-KNOB</p>	1	18	36	18	1	INW1836RTV	\$834	\$933

**To Order, Specify:**

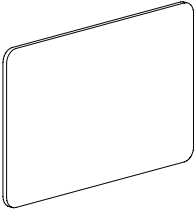
- ① Model Number
- ② Finish

**Specifications**

- ¾" thickness, 3 ply balanced construction
- veneer edge band
- balancing backer panel
- extruded aluminum mounting Z clips

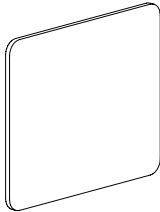
Indie  
Veneer - Wall Mount Tile

Description	D	W	H	CTN WT	CU FT	❶ Model	Essentials Veneer List Price	Artisan Veneer List Price
Rectangular - Veneer Wall Mounted Tile	1	48	30	37	2	INW4830RTV	\$1,022	\$1,144



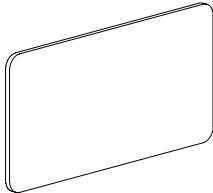
- horizontal wall mount tile
  - supported by aluminum Z clips
  - wall fastener hardware provided by installer
  - veneer grain direction runs vertical on tile face
- accommodates accessories with "IN\_\_\_\_WS-\_\_\_\_"; Example INA0307WS-KNOB

Rectangular - Veneer Wall Mounted Tile	1	36	30	28	2	INW3630RTV	\$956	\$1,071
---	---	----	----	----	---	------------	-------	---------



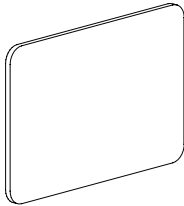
- horizontal wall mount tile
  - supported by aluminum Z clips
  - wall fastener hardware provided by installer
  - veneer grain direction runs vertical on tile face
- accommodates accessories with "IN\_\_\_\_WS-\_\_\_\_"; Example INA0307WS-KNOB

Rectangular - Veneer Wall Mounted Tile	1	48	24	30	2	INW4824RTV	\$967	\$1,085
---	---	----	----	----	---	------------	-------	---------



- horizontal wall mount tile
  - supported by aluminum Z clips
  - wall fastener hardware provided by installer
  - veneer grain direction runs vertical on tile face
- accommodates accessories with "IN\_\_\_\_WS-\_\_\_\_"; Example INA0307WS-KNOB

Rectangular - Veneer Wall Mounted Tile	1	36	24	22	2	INW3624RTV	\$911	\$1,021
---	---	----	----	----	---	------------	-------	---------

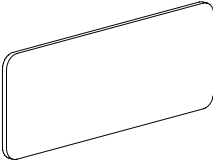


- horizontal wall mount tile
  - supported by aluminum Z clips
  - wall fastener hardware provided by installer
  - veneer grain direction runs vertical on tile face
- accommodates accessories with "IN\_\_\_\_WS-\_\_\_\_"; Example INA0307WS-KNOB

C  
O  
K  
C  
0  
0  
2  
0  
5

INDIE

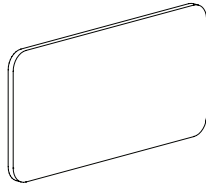
Description	D	W	H	CTN WT	CU FT	❶ Model	Essentials Veneer List Price	Artisan Veneer List Price
Rectangular - Veneer Wall Mounted Tile	1	48	18	22	2	INW4818RTV	\$877	\$984



- horizontal wall mount tile
- supported by aluminum Z clips
- wall fastener hardware provided by installer
- veneer grain direction runs vertical on tile face

accommodates accessories with "IN\_\_\_\_WS-\_\_\_\_"; Example INA0307WS-KNOB

Rectangular - Veneer Wall Mounted Tile	1	36	18	18	1	INW3618RTV	\$834	\$933
---	---	----	----	----	---	------------	-------	-------



- horizontal wall mount tile
- supported by aluminum Z clips
- wall fastener hardware provided by installer
- veneer grain direction runs vertical on tile face

accommodates accessories with "IN\_\_\_\_WS-\_\_\_\_"; Example INA0307WS-KNOB

**To Order, Specify:**

- ❶ Model Number
- ❷ Finish

**Specifications**

- ¾" thickness, 3 ply balanced construction
- veneer edge band
- balancing backer panel
- extruded aluminum mounting Z clips


C  
O  
K  
C  
0  
0  
2  
0  
5

INDIE



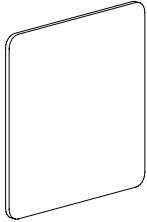
Indie  
Veneer - Wall Mount Tile

Description	D	W	H	CTN WT	CU FT	❶ Model	Essentials Veneer List Price	Artisan Veneer List Price
Square - Veneer Wall Mounted Tile	1	48	48	57	3	INW4848SQV	\$1,195	\$1,338




- supported by aluminum Z clips
  - wall fastener hardware provided by installer
  - veneer grain direction runs vertical on tile face
- accommodates accessories with "IN\_\_\_\_WS-\_\_\_\_"; Example INA0307WS-KNOB

Square - Veneer Wall Mounted Tile	1	36	36	33	2	INW3636SQV	\$995	\$1,114
--------------------------------------	---	----	----	----	---	------------	-------	---------



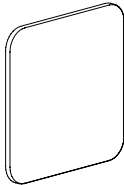
- supported by aluminum Z clips
  - wall fastener hardware provided by installer
  - veneer grain direction runs vertical on tile face
- accommodates accessories with "IN\_\_\_\_WS-\_\_\_\_"; Example INA0307WS-KNOB

Square - Veneer Wall Mounted Tile	1	24	24	16	1	INW2424SQV	\$853	\$956
--------------------------------------	---	----	----	----	---	------------	-------	-------



- supported by aluminum Z clips
  - wall fastener hardware provided by installer
  - veneer grain direction runs vertical on tile face
- accommodates accessories with "IN\_\_\_\_WS-\_\_\_\_"; Example INA0307WS-KNOB

Square - Veneer Wall Mounted Tile	1	18	18	11	1	INW1818SQV	\$774	\$868
--------------------------------------	---	----	----	----	---	------------	-------	-------

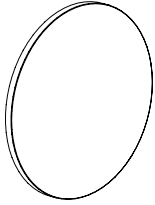


- supported by aluminum Z clips
  - wall fastener hardware provided by installer
  - veneer grain direction runs vertical on tile face
- accommodates accessories with "IN\_\_\_\_WS-\_\_\_\_"; Example INA0307WS-KNOB

C  
O  
K  
C  
0  
0  
2  
0  
5

INDIE

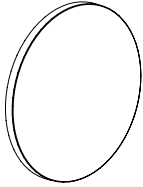
Description	D	W	H	CTN WT	CU FT	❶ Model	Essentials Veneer List Price	Artisan Veneer List Price
Round - Veneer Wall Mounted Tile	1	24	24	16	1	INW24RDV	\$818	\$917



- supported by aluminum Z clips
- wall fastener hardware provided by installer
- veneer grain direction runs vertical on tile face

accommodates accessories with "IN\_\_\_\_WS-\_\_\_\_"; Example INA0307WS-KNOB

Round - Veneer Wall Mounted Tile	1	18	18	11	1	INW18RDV	\$774	\$868
----------------------------------	---	----	----	----	---	----------	-------	-------



- supported by aluminum Z clips
- wall fastener hardware provided by installer
- veneer grain direction runs vertical on tile face

accommodates accessories with "IN\_\_\_\_WS-\_\_\_\_"; Example INA0307WS-KNOB

**To Order, Specify:**

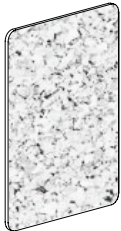
- ❶ Model Number
- ❷ Finish

**Specifications**

- ¾" thickness, 3 ply balanced construction
- veneer edge band
- balancing backer panel
- extruded aluminum mounting Z clips

Indie  
Cork - Wall Mount Tile


Description	D	W	H	CTN WT	CU FT	❶ Model	List Price
Rectangular - Cork Wall Mounted Tile	1	36	48	21	3	INW3648RTC	\$1,259



- vertical wall mount tile
- supported by aluminum Z clips
- wall fastener hardware provided by installer
- natural cork tackable face

accommodates accessories with "IN\_\_\_\_\_WS-\_\_\_\_\_"; Example INA0307WS-KNOB

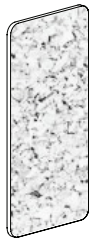
Rectangular - Cork Wall Mounted Tile	1	30	48	17	3	INW3048RTC	\$874
---	---	----	----	----	---	------------	-------



- vertical wall mount tile
- supported by aluminum Z clips
- wall fastener hardware provided by installer
- natural cork tackable face

accommodates accessories with "IN\_\_\_\_\_WS-\_\_\_\_\_"; Example INA0307WS-KNOB

Rectangular - Cork Wall Mounted Tile	1	24	48	14	2	INW2448RTC	\$779
---	---	----	----	----	---	------------	-------



- vertical wall mount tile
- supported by aluminum Z clips
- wall fastener hardware provided by installer
- natural cork tackable face

accommodates accessories with "IN\_\_\_\_\_WS-\_\_\_\_\_"; Example INA0307WS-KNOB

Rectangular - Cork Wall Mounted Tile	1	18	48	11	2	INW1848RTC	\$615
---	---	----	----	----	---	------------	-------


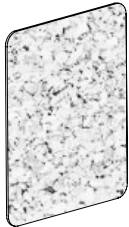
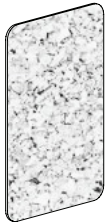
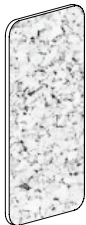


- vertical wall mount tile
- supported by aluminum Z clips
- wall fastener hardware provided by installer
- natural cork tackable face

accommodates accessories with "IN\_\_\_\_\_WS-\_\_\_\_\_"; Example INA0307WS-KNOB

C  
O  
K  
C  
0  
0  
2  
0  
5

INDIE

Description	D	W	H	CTN WT	CU FT	① Model	List Price
<b>Rectangular - Cork Wall Mounted Tile</b>  <ul style="list-style-type: none"> <li>horizontal wall mount tile</li> <li>supported by aluminum Z clips</li> <li>wall fastener hardware provided by installer</li> <li>natural cork tackable face</li> </ul> <p>accommodates accessories with "IN____WS-____"; Example INA0307WS-KNOB</p>	1	48	36	21	3	INW4836RTC	\$1,259
<b>Rectangular - Cork Wall Mounted Tile</b>  <ul style="list-style-type: none"> <li>vertical wall mount tile</li> <li>supported by aluminum Z clips</li> <li>wall fastener hardware provided by installer</li> <li>natural cork tackable face</li> </ul> <p>accommodates accessories with "IN____WS-____"; Example INA0307WS-KNOB</p>	1	30	36	13	2	INW3036RTC	\$702
<b>Rectangular - Cork Wall Mounted Tile</b>  <ul style="list-style-type: none"> <li>vertical wall mount tile</li> <li>supported by aluminum Z clips</li> <li>wall fastener hardware provided by installer</li> <li>natural cork tackable face</li> </ul> <p>accommodates accessories with "IN____WS-____"; Example INA0307WS-KNOB</p>	1	24	36	11	2	INW2436RTC	\$605
<b>Rectangular - Cork Wall Mounted Tile</b>  <ul style="list-style-type: none"> <li>vertical wall mount tile</li> <li>supported by aluminum Z clips</li> <li>wall fastener hardware provided by installer</li> <li>natural cork tackable face</li> </ul> <p>accommodates accessories with "IN____WS-____"; Example INA0307WS-KNOB</p>	1	18	36	8	1	INW1836RTC	\$506

**To Order, Specify:**

① Model Number


**Specifications**

- extruded PVC ½" thick panel
- natural cork ¼" thick tackable face
- extruded aluminum mounting Z clips

Indie  
Cork - Wall Mount Tile

C  
O  
K  
C  
0  
0  
2  
0  
5


Description	D	W	H	CTN WT	CU FT	❶ Model	List Price
Rectangular - Cork Wall Mounted Tile	1	48	30	17	2	INW4830RTC	\$874



- horizontal wall mount tile
- supported by aluminum Z clips
- wall fastener hardware provided by installer
- natural cork tackable face

accommodates accessories with "IN\_\_\_\_\_WS-\_\_\_\_\_"; Example INA0307WS-KNOB


Rectangular - Cork Wall Mounted Tile	1	36	30	13	2	INW3630RTC	\$702
---	---	----	----	----	---	------------	-------



- horizontal wall mount tile
- supported by aluminum Z clips
- wall fastener hardware provided by installer
- natural cork tackable face

accommodates accessories with "IN\_\_\_\_\_WS-\_\_\_\_\_"; Example INA0307WS-KNOB


Rectangular - Cork Wall Mounted Tile	1	48	24	14	2	INW4824RTC	\$779
---	---	----	----	----	---	------------	-------



- horizontal wall mount tile
- supported by aluminum Z clips
- wall fastener hardware provided by installer
- natural cork tackable face

accommodates accessories with "IN\_\_\_\_\_WS-\_\_\_\_\_"; Example INA0307WS-KNOB

Rectangular - Cork Wall Mounted Tile	1	36	24	11	2	INW3624RTC	\$605
---	---	----	----	----	---	------------	-------




- horizontal wall mount tile
- supported by aluminum Z clips
- wall fastener hardware provided by installer
- natural cork tackable face

accommodates accessories with "IN\_\_\_\_\_WS-\_\_\_\_\_"; Example INA0307WS-KNOB

INDIE


Description	D	W	H	CTN WT	CU FT	① Model	List Price
Rectangular - Cork Wall Mounted Tile	1	48	18	11	2	INW4818RTC	\$615



- horizontal wall mount tile
- supported by aluminum Z clips
- wall fastener hardware provided by installer
- natural cork tackable face

accommodates accessories with "IN\_\_\_\_WS-\_\_\_\_"; Example INA0307WS-KNOB

Rectangular - Cork Wall Mounted Tile	1	36	18	8	1	INW3618RTC	\$506
--------------------------------------	---	----	----	---	---	------------	-------



- horizontal wall mount tile
- supported by aluminum Z clips
- wall fastener hardware provided by installer
- natural cork tackable face

accommodates accessories with "IN\_\_\_\_WS-\_\_\_\_"; Example INA0307WS-KNOB

**To Order, Specify:**

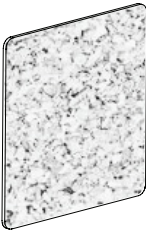
① Model Number

**Specifications**

- extruded PVC ½" thick panel
- natural cork ¼" thick tackable face
- extruded aluminum mounting Z clips

Indie  
Cork - Wall Mount Tile

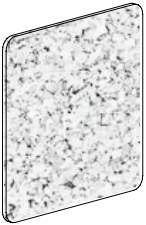
Description	D	W	H	CTN WT	CU FT	❶ Model	List Price
Square - Cork Wall Mounted Tile	1	48	48	28	3	INW4848SQC	\$1,275



- supported by aluminum Z clips
- wall fastener hardware provided by installer
- natural cork tackable face

accommodates accessories with "IN\_\_\_\_\_WS-\_\_\_\_\_"; Example INA0307WS-KNOB


Square - Cork Wall Mounted Tile	1	36	36	16	2	INW3636SQC	\$809
---------------------------------	---	----	----	----	---	------------	-------



- supported by aluminum Z clips
- wall fastener hardware provided by installer
- natural cork tackable face

accommodates accessories with "IN\_\_\_\_\_WS-\_\_\_\_\_"; Example INA0307WS-KNOB


Square - Cork Wall Mounted Tile	1	24	24	7	1	INW2424SQC	\$470
---------------------------------	---	----	----	---	---	------------	-------



- supported by aluminum Z clips
- wall fastener hardware provided by installer
- natural cork tackable face

accommodates accessories with "IN\_\_\_\_\_WS-\_\_\_\_\_"; Example INA0307WS-KNOB

Square - Cork Wall Mounted Tile	1	18	18	4	1	INW1818SQC	\$358
---------------------------------	---	----	----	---	---	------------	-------




- supported by aluminum Z clips
- wall fastener hardware provided by installer
- natural cork tackable face

accommodates accessories with "IN\_\_\_\_\_WS-\_\_\_\_\_"; Example INA0307WS-KNOB

C  
O  
K  
C  
0  
0  
2  
0  
5

INDIE

Description	D	W	H	CTN WT	CU FT	❶ Model	List Price
Round - Cork Wall Mounted Tile	1	24	24	7	1	INW24RDC	\$470



- supported by aluminum Z clips
- wall fastener hardware provided by installer
- natural cork tackable face

accommodates accessories with "IN\_\_\_\_WS-\_\_\_\_"; Example INA0307WS-KNOB

Round - Cork Wall Mounted Tile	1	18	18	7	1	INW18RDC	\$358
--------------------------------	---	----	----	---	---	----------	-------



- supported by aluminum Z clips
- wall fastener hardware provided by installer
- natural cork tackable face

accommodates accessories with "IN\_\_\_\_WS-\_\_\_\_"; Example INA0307WS-KNOB

**To Order, Specify:**

❶ Model Number

**Specifications**

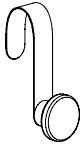
- extruded PVC ½" thick panel
- natural cork ¼" thick tackable face
- extruded aluminum mounting Z clips



Indie

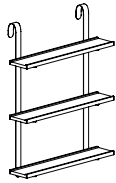
## Wall Mount Tile Accessories - Poufy Upholstered Tiles and Conversation Cubby Back Panel

Description	D	W	H	CTN WT	CU FT	❶ Model	List Price
Knob - Poufy Upholstered Wall Mount Tile Accessory	3 1/8	2 1/2	7	2	1	INA0307WR-KNOB	\$240



- supported by a radius metal hook
- solid maple knob standard
- solid walnut or white oak knob available, specify and add \$21 list
- maximum weight rating 10 lbs. (evenly distributed load)

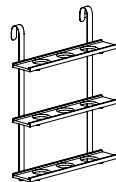
Shelves - Poufy Upholstered Wall Mount Tile Accessories	5 7/8	24	32	9	4	INA2432WR-3SHELF	\$818
	5 7/8	24	20	7	3	INA2420WR-2SHELF	\$641
	5 7/8	24	8	5	2	INA2408WR-1SHELF	\$456



- supported by two radius metal hooks
- shelf depth 4 3/4"
- solid maple shelves standard
- walnut or white oak shelves available, -3SHELF specify and add \$115 list, -2SHELF specify and add \$78 list or -1SHELF specify and add \$41 list
- maximum weight rating 10 lbs. per shelf (evenly distributed load)

-3SHELF shown

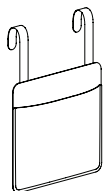
Planter Shelves - Poufy Upholstered Wall Mount Tile Accessories	5 7/8	24	32	9	4	INA2432WR-3PLANTER	\$860
	5 7/8	24	20	7	3	INA2420WR-2PLANTER	\$670
	5 7/8	24	8	5	2	INA2408WR-1PLANTER	\$469



- supported by two radius metal hooks
- solid maple planter shelves standard
- planter shelf with nine 3 1/2" holes for plant containers
- walnut or white oak shelves available, -3PLANTER specify and add \$115 list, -2PLANTER specify and add \$78 list or -1PLANTER specify and add \$41 list
- maximum weight rating 10 lbs. per shelf (evenly distributed load)

-3PLANTER shown

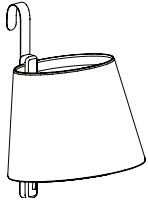
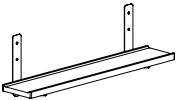
Pouch - Poufy Upholstered Wall Mount Tile Accessory	2 5/8	14	20	2	1	INA1111WR-POUCH	\$539
---	-------	----	----	---	---	-----------------	-------



- supported by two radius metal hooks
- aniline dye leather
- maximum weight rating 10 lbs. (evenly distributed load)

C  
O  
K  
C  
0  
0  
2  
0  
5

## Wall Mount Tile Accessories - Poufy Upholstered Tiles and Conversation Cubby Back Panel

Description	D	W	H	CTN WT	CU FT	❶ Model	List Price
<b>Sconce Lamp - Poufy Upholstered Wall Mount Tile Accessory</b> 	17 1/8	15	22	9	4	INA1522WR-SCONCE	\$777
<ul style="list-style-type: none"> <li>supported by a radius metal hook</li> <li>15' cord</li> <li>cord mounted rocker on/off switch - three prong plug fabric power cord</li> <li>specify graphite, yellow or indigo fabric cord color</li> <li>on/off switch on cord 32" from light - field assembly required</li> <li>maximum 60 watt light bulb, NOT included/LED bulb recommended</li> <li>SELECT Maharam Mode SHADE FABRIC COLOR</li> <li>maple sconce support standard</li> <li>walnut or white oak sconce support available, specify and add \$27 list</li> </ul>							
<b>Tray - Poufy and Square Upholstered Wall Mount Tile Accessory</b> 	4 3/4	24	1	5	2	INA0524T	\$392
<ul style="list-style-type: none"> <li>for use with square laminate marker, cork and tackable screen accessories</li> <li>supported by two metal brackets</li> <li>tray can be field installed on any 24" or wider tile except glass marker tiles</li> <li>tray can not be installed on intermediate positioned tiles (space is required below tile for clearance)</li> <li>maximum weight rating 10 lbs. (evenly distributed load)</li> <li>walnut or white oak tray available, specify and add \$41 list</li> </ul>							

**To Order, Specify:**

- ❶ Model Number
- ❷ Wood Species:
  - a.) Standard Maple (M)
  - b.) Premium Walnut (W) - upcharge applies
  - c.) Premium White Oak (WK1) - upcharge applies
- ❸ Finish - Accessory Knob, Shelf, Planter, Lamp or Tray
  - a.) Maple Finish (M)
  - b.) Walnut Finish (W)
  - c.) White Oak Finish (WK1)
  - d.) Paint Color
- ❹ Lamp Shade - Maharam - Mode
- ❺ Metal Color - see pg [IN35](#), upcharges may apply

**Specifications**

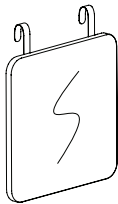
- 16 gauge stamped metal mounting hooks

Indie

Wall Mount Tile Accessories - Poufy Upholstered Tiles and Conversation Cubby Back Panel

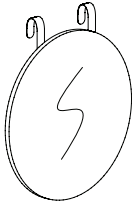
Description	D	W	H	CTN WT	CU FT	❶ Model	List Price
Square Laminate Marker Tile - Poufy Upholstered Wall Mount Tile Accessory	2 1/8	24	24	17	2	INA2424WR-SQM	\$546

- supported by two radius metal hooks
- white markerboard high pressure laminate
- white edge band




Round Laminate Marker Tile - Poufy Upholstered Wall Mount Tile Accessory	2 1/8	24	24	17	2	INA24WR-RDM	\$539
--	-------	----	----	----	---	-------------	-------

- supported by two radius metal hooks
- white markerboard high pressure laminate
- white edge band



Square Cork Tile - Poufy Uphol- stered Wall Mount Tile Accessory	2 1/8	24	24	8	2	INA2424WR-SQC	\$512
---	-------	----	----	---	---	---------------	-------

- supported by two radius metal hooks
- extruded PVC 1/2" thick panel
- natural cork 1/4" thick tackable face



Round Cork Tile - Poufy Uphol- stered Wall Mount Tile Accessory	2 1/8	24	24	7	2	INA24WR-RDC	\$512
--	-------	----	----	---	---	-------------	-------

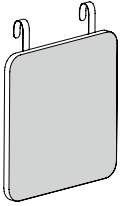
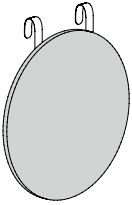
- supported by two radius metal hooks
- extruded PVC 1/2" thick panel
- natural cork 1/4" thick tackable face



C  
O  
K  
C  
0  
0  
2  
0  
5

INDIE

## Wall Mount Tile Accessories - Poufy Upholstered Tiles and Conversation Cubby Back Panel

Description	D	W	H	CTN WT	CU FT	❶ Model	List Price Per Grade
<b>Square Tackboard Tile - Poufy Upholstered Wall Mount Tile Accessory</b>  <ul style="list-style-type: none"> <li>· supported by two radius metal hooks</li> <li>· ½" soft tack core face</li> <li>· ¼" hardwood backer panel</li> <li>· covered with surface glue and stapled upholstery</li> <li>· com ydg: 1</li> </ul>	2 ⅞	48	48	11	2	INA2424WR-SQUT	COM \$505 A \$515 B \$537 C \$573 D \$619 E \$667 F \$738 G \$816 H \$898 I \$1,028 J \$1,183
<b>Round Tackboard Tile - Poufy Upholstered Wall Mount Tile Accessory</b>  <ul style="list-style-type: none"> <li>· supported by two radius metal hooks</li> <li>· ½" soft tack core face</li> <li>· ¼" hardwood backer panel</li> <li>· covered with surface glue and stapled upholstery</li> <li>· com ydg: 1 ½</li> </ul>	2 ⅞	24	24	11	2	INA24WR-RDUT	COM \$506 A \$523 B \$553 C \$607 D \$677 E \$748 F \$855 G \$972 H \$1,097 I \$1,290 J \$1,524

**To Order, Specify:**

- ❶ Model Number
- ❷ Fabric Selection - vendor, pattern and color  
Visit [www.jsifurniture.com/finishes-and-materials/textiles](http://www.jsifurniture.com/finishes-and-materials/textiles) for our textiles program.  
See selection of standard and graded in manufacturers and patterns.
- ❸ Metal Color -see pg [IN35](#), upcharges may apply

**Specifications**

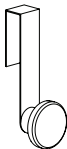
- 16 gauge stamped metal mounting hooks

Indie



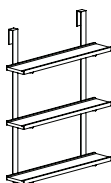
## Wall Mount Tile Accessories - Square Profile Tiles (Tackboard, Cork, Veneer and Laminate Marker)

Description	D	W	H	CTN WT	CU FT	① Model	List Price
Knob - Square Profile Wall Mount Tile Accessory	3 1/8	2 1/2	7	2	1	INA0307WS-KNOB	\$240



- supported by a metal hook
- solid maple knob standard
- solid walnut or white oak knob available, specify and add \$21 list
- maximum weight rating 10 lbs. (evenly distributed load)

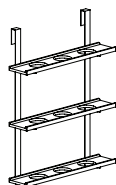
Shelves - Square Profile Wall Mount Tile Accessories	5 7/8	24	32	9	4	INA2432WS-3SHELF	\$818
	5 7/8	24	20	7	3	INA2420WS-2SHELF	\$641
	5 7/8	24	8	5	2	INA2408WS-1SHELF	\$456



-3SHELF shown

- supported by two metal hooks
- shelf depth 4 3/4"
- solid maple shelves standard
- walnut or white oak shelves available, -3SHELF specify and add \$115 list, -2SHELF specify and add \$78 list or -1SHELF specify and add \$41 list
- maximum weight rating 10 lbs. per shelf (evenly distributed)

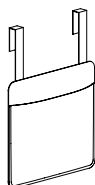
Planter Shelves - Square Profile Wall Mount Tile Accessories	5 7/8	24	32	9	4	INA2432WS-3PLANTER	\$860
	5 7/8	24	20	7	3	INA2420WS-2PLANTER	\$670
	5 7/8	24	8	5	2	INA2408WS-1PLANTER	\$469



-3PLANTER shown

- supported by two metal hooks
- planter shelf with nine 3 1/2" holes for plant containers
- maple planter shelves standard
- walnut or white oak shelves available, -3PLANTER specify and add \$115 list, -2PLANTER specify and add \$78 list or -1PLANTER specify and add \$41 list
- maximum weight rating 10 lbs. per shelf (evenly distributed load)

Pouch - Square Profile Wall Mount Tile Accessory	2 5/8	14	20	2	1	INA1111WS-POUCH	\$539
--	-------	----	----	---	---	-----------------	-------

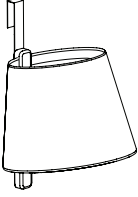
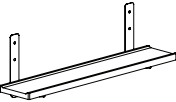


- supported by two metal hooks
- aniline dye leather
- maximum weight rating 10 lbs. (evenly distributed load)

INDIE

C  
O  
K  
C  
0  
0  
2  
0  
5

Wall Mount Tile Accessories - Square Profile Tiles (Tackboard, Cork, Veneer and Laminate Marker)

Description	D	W	H	CTN WT	CU FT	❶ Model	List Price
<b>Sconce Lamp - Square Profile Wall Mount Tile Accessory</b> 	17 1/8	15	22	9	4	INA1522WS-SCONCE	\$777
<ul style="list-style-type: none"> <li>supported by a radius metal hook</li> <li>15' cord</li> <li>cord mounted rocker on/off switch - three prong plug fabric power cord</li> <li>specify graphite, yellow or indigo fabric cord color</li> <li>on/off switch on cord 32" from light - field assembly required</li> <li>maximum 60 watt light bulb, NOT included/LED bulb recommended</li> <li>SELECT Maharam Mode SHADE FABRIC COLOR</li> <li>maple sconce support standard</li> <li>walnut or white oak sconce support available, specify and add \$27 list</li> </ul>							
<b>Tray - Poufy and Square Upholstered Wall Mount Tile Accessory</b> 	4 3/4	24	1	5	2	INA0524T	\$392
<ul style="list-style-type: none"> <li>for use with square laminate marker, cork and tackable screen accessories</li> <li>supported by two metal brackets</li> <li>tray can be field installed on any 24" or wider tile except glass marker tiles</li> <li>tray can not be installed on intermediate positioned tiles (space is required below tile for clearance)</li> <li>maximum weight rating 10 lbs. (evenly distributed load)</li> <li>walnut or white oak tray available, specify and add \$41 list</li> </ul>							

**To Order, Specify:**

- ❶ Model Number
- ❷ Wood Species:
  - a.) Standard Maple (M)
  - b.) Premium Walnut (W) - upcharge applies
  - c.) Premium White Oak (WK1) - upcharge applies
- ❸ Finish - Accessory Knob, Shelf, Planter, Lamp or Tray
  - a.) Maple Finish (M)
  - b.) Walnut Finish (W)
  - c.) White Oak Finish (WK1)
  - d.) Paint Color
- ❹ Lamp Shade - Maharam - Mode
- ❺ Metal Color - see pg [IN35](#), upcharges may apply

**Specifications**

- 16 gauge stamped metal mounting hooks

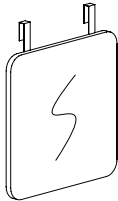
Indie

Wall Mount Tile Accessories - Square Profile Tiles (Tackboard, Cork, Veneer and Laminate Marker)

Description	D	W	H	CTN WT	CU FT	❶ Model	List Price
Square - Laminate Marker Tile	2 1/8	24	24	17	2	INA2424WS-SQM	\$546

Square Profile Wall Mount Tile  
Accessory

- supported by two metal hooks
- white markboard high pressure laminate
- white edge band



Round - Laminate Marker Tile	2 1/8	24	24	17	2	INA24WS-RDM	\$539
------------------------------	-------	----	----	----	---	-------------	-------

Square Profile Wall Mount Tile  
Accessory

- supported by two metal hooks
- white markboard high pressure laminate
- white edge band



Square - Cork Tile Square Profile	2 1/8	24	24	8	2	INA2424WS-SQC	\$512
-----------------------------------	-------	----	----	---	---	---------------	-------

Wall Mount Tile Accessory

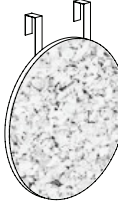
- supported by two radius metal hooks
- extruded PVC 1/2" thick panel
- natural cork 1/4" thick tackable face



Round - Cork Tile Square Profile	2 1/8	24	24	7	2	INA24WS-RDC	\$512
----------------------------------	-------	----	----	---	---	-------------	-------

Wall Mount Tile Accessory

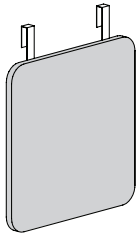
- supported by two radius metal hooks
- extruded PVC 1/2" thick panel
- natural cork 1/4" thick tackable face

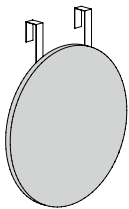


C  
O  
K  
C  
0  
0  
2  
0  
5

INDIE

Wall Mount Tile Accessories - Square Profile Tiles

Description	D	W	H	CTN WT	CU FT	① Model	List Price Per Grade
Square - Tackboard Tile Square Profile Wall Mount Tile Accessory	2 1/8	48	48	11	2	INA2424WS-SQUT	COM \$505
 <ul style="list-style-type: none"> <li>· supported by two radius metal hooks</li> <li>· 1/2" soft tack core face</li> <li>· 1/4" hardwood backer panel</li> <li>· covered with surface glue and stapled upholstery</li> <li>· com ydg: 1</li> </ul>							A \$515
							B \$537
							C \$573
							D \$619
							E \$667
							F \$738
							G \$816
							H \$898
							I \$1,028
							J \$1,183

Round - Tackboard Tile Square Profile Wall Mount Tile Accessory	2 1/8	24	24	11	2	INA24WS-RDUT	COM \$506
 <ul style="list-style-type: none"> <li>· supported by two radius metal hooks</li> <li>· 1/2" soft tack core face</li> <li>· 1/4" hardwood backer panel</li> <li>· covered with surface glue and stapled upholstery</li> <li>· com ydg: 1 1/2</li> </ul>							A \$523
							B \$553
							C \$607
							D \$677
							E \$748
							F \$855
							G \$972
							H \$1,097
							I \$1,290
							J \$1,524

To Order, Specify:

- ① Model Number
- ② Fabric Selection - vendor, pattern and color  
Visit [www.jsifurniture.com/finishes-and-materials/textiles](http://www.jsifurniture.com/finishes-and-materials/textiles) for our textiles program.  
See selection of standard and graded in manufacturers and patterns.
- ③ Metal Color -see pg [IN35](#), upcharges may apply

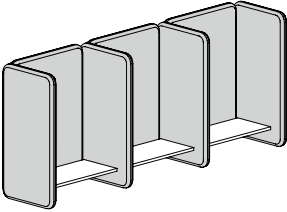
Specifications

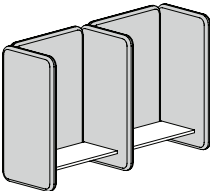
- 16 gauge stamped metal mounting hooks

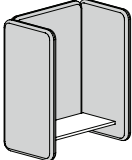



## Indie

## Conversation Cubby - Upholstered Wall Mount Unit

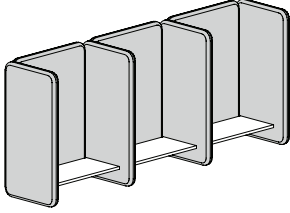
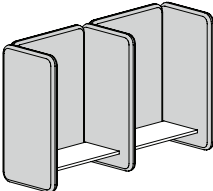
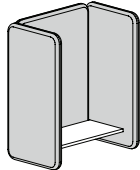
Description	D	W	H	CTN WT	CU FT	① Model	List Price Per Grade
Triple Conversation Cubby with Laminate Shelf - Upholstered Wall Mount Unit	18 ¼	86	36	140	39	INW8636CUPL	COM \$4,067
 <ul style="list-style-type: none"> <li>· triple section</li> <li>· supported by two wall cleats</li> <li>· wall fastener hardware provided by installer</li> <li>· under mount power center available under the cubby shelf; EC30 unit must be ordered separately, see page <a href="#">IN84</a></li> <li>· com ydg: 8</li> </ul> <p>accommodates accessories with "IN_____WR-_____"; Example INA0307WR-KNOB</p>							A \$4,151
							B \$4,316
							C \$4,605
							D \$4,978
							E \$5,350
							F \$5,929
							G \$6,549
							H \$7,211
							I \$8,246
							J \$9,487

Double Conversation Cubby with Laminate Shelf - Upholstered Wall Mount Unit	18 ¼	58	36	97	27	INW5836CUPL	COM \$3,124
 <ul style="list-style-type: none"> <li>· double section</li> <li>· supported by two wall cleats</li> <li>· wall fastener hardware provided by installer</li> <li>· under mount power center available under the cubby shelf; EC30 unit must be ordered separately, see page <a href="#">IN84</a></li> <li>· com ydg: 6 ¼</li> </ul> <p>accommodates accessories with "IN_____WR-_____"; Example INA0307WR-KNOB</p>							A \$3,189
							B \$3,318
							C \$3,545
							D \$3,835
							E \$4,127
							F \$4,579
							G \$5,064
							H \$5,581
							I \$6,389
							J \$7,358

Conversation Cubby with Lam- inate Shelf - Upholstered Wall Mount Unit	18 ¼	30	36	52	14	INW3036CUPL	COM \$1,778
 <ul style="list-style-type: none"> <li>· single section</li> <li>· supported by two wall cleats</li> <li>· wall fastener hardware provided by installer</li> <li>· under mount power center available under the cubby shelf; EC30 unit must be ordered separately, see page <a href="#">IN84</a></li> <li>· com ydg: 3 ½</li> </ul> <p>accommodates accessories with "IN_____WR-_____"; Example INA0307WR-KNOB</p>							A \$1,815
							B \$1,886
							C \$2,014
							D \$2,177
							E \$2,341
							F \$2,593
							G \$2,864
							H \$3,155
							I \$3,606
							J \$4,150

Description	D	W	H	CTN WT	CU FT	① Model	List Price
Power Center - Under Mount	2 ¾	4	2 ⅞			EC30	\$363
 <ul style="list-style-type: none"> <li>· 10' - three prong plug power cord</li> <li>· shelf mounted simplex receptacle and two USB overall mounting bracket tabs: 5"w</li> <li>· field installed under cubby shelf in desired location</li> <li>· specify black or white - cord will match unit</li> <li>· optional graphite fabric cord available, specify and add \$187 list</li> </ul>							

Conversation Cubby - Upholstered Wall Mount Unit

Description	D	W	H	CTN WT	CU FT	① Model	List Price Per Grade
<b>Triple Conversation Cubby with Veneer Shelf - Upholstered Wall Mount Unit</b>  <ul style="list-style-type: none"> <li>triple section</li> <li>supported by two wall cleats</li> <li>wall fastener hardware provided by installer</li> <li>under mount power center available under the cubby shelf: EC30 unit must be ordered separately, see page <a href="#">IN84</a></li> <li>com ydg: 8</li> </ul> <p>accommodates accessories with "IN_____WR_____"; Example INA0307WR-KNOB</p>	18 ¼	86	36	140	39	INW8636CUPV	COM \$4,226 A \$4,308 B \$4,474 C \$4,764 D \$5,136 E \$5,508 F \$6,087 G \$6,707 H \$7,369 I \$8,403 J \$9,644
<b>Double Conversation Cubby with Veneer Shelf - Upholstered Wall Mount Unit</b>  <ul style="list-style-type: none"> <li>double section</li> <li>supported by two wall cleats</li> <li>wall fastener hardware provided by installer</li> <li>under mount power center available under the cubby shelf: EC30 unit must be ordered separately, see page <a href="#">IN84</a></li> <li>com ydg: 6 ¼</li> </ul> <p>accommodates accessories with "IN_____WR_____"; Example INA0307WR-KNOB</p>	18 ¼	58	36	97	27	INW5836CUPV	COM \$2,967 A \$3,033 B \$3,162 C \$3,388 D \$3,679 E \$3,970 F \$4,423 G \$4,907 H \$5,423 I \$6,231 J \$7,200
<b>Conversation Cubby with Veneer Shelf - Upholstered Wall Mount Unit</b>  <ul style="list-style-type: none"> <li>single section</li> <li>supported by two wall cleats</li> <li>wall fastener hardware provided by installer</li> <li>under mount power center available under the cubby shelf: EC30 unit must be ordered separately, see page <a href="#">IN84</a></li> <li>com ydg: 3 ½</li> </ul> <p>accommodates accessories with "IN_____WR_____"; Example INA0307WR-KNOB</p>	18 ¼	30	36	52	14	INW3036CUPV	COM \$1,894 A \$1,930 B \$2,003 C \$2,129 D \$2,291 E \$2,455 F \$2,710 G \$2,979 H \$3,270 I \$3,721 J \$4,264

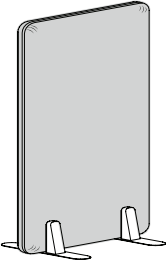
To Order, Specify:

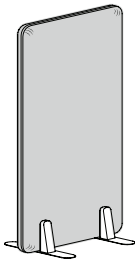
- ① Model Number
- ② Shelf Material:
  - a.) Veneer [See Conversation Cubby with Veneer Shelf Options](#)
    - 1.) Wood Finish Color
  - b.) Solid Laminates [See Conversation Cubby with Solid Laminate Shelf Options](#)
- ④ Fabric Selection - vendor, pattern and color  
Visit [www.jsifurniture.com/finishes-and-materials/textiles](http://www.jsifurniture.com/finishes-and-materials/textiles) for our textiles program.  
See selection of standard and graded in manufacturers and patterns.


Specifications

- 12mm birch plywood back panel frame
- two 12 mm sandwiched birch plywood wing panels
- ½" polyurethane foam surface cushioning on back panel and each face of wing panels
- two solid hardwood wall mounting cleats per section
- ¾" thickness 3 ply balanced shelf construction
- veneer edge band on veneer shelf
- 1mm PVC edge band on laminate shelf

Indie  
Poufy - Freestanding Upholstered Screens

Description	D	W	H	CTN WT	CU FT	① Model	List Price Per Grade
60"h Single - Poufy Freestanding Upholstered Screen	2 1/8	48	60	73	9	INF4860-1SUP	COM \$1,819
	<ul style="list-style-type: none"><li>two metal bases with solid wood supports</li><li>maple solid wood supports standard</li><li>walnut or white oak solid wood supports available, specify and add \$189 list</li><li>heavy cushioned surface not recommended for tacking</li><li><b>upholstery can only be cut up the roll for 60"h freestanding screens</b></li><li>com ydg: 6 3/4</li></ul>						A \$1,891
	accommodates accessories with "IN____F____"; Example INA0307F-KNOB						B \$2,029
							C \$2,275
							D \$2,588
							E \$2,902
							F \$3,391
							G \$3,914
							H \$4,473
							I \$5,345
							J \$6,392

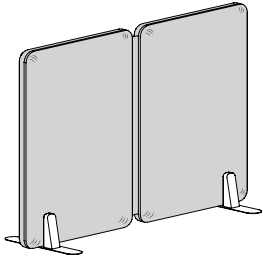
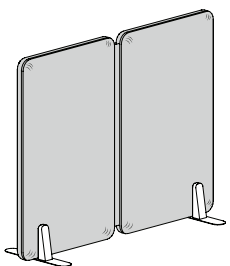
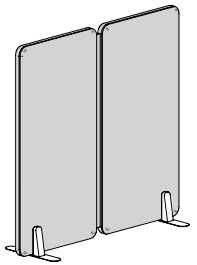
60"h Single - Poufy Freestanding Upholstered Screen	2 1/8	36	60	60	7	INF3660-1SUP	COM \$1,686
	<ul style="list-style-type: none"><li>two metal bases with solid wood supports</li><li>maple solid wood supports standard</li><li>walnut or white oak solid wood supports available, specify and add \$189 list</li><li>heavy cushioned surface not recommended for tacking</li><li><b>upholstery can only be cut up the roll for 60"h freestanding screens</b></li><li>com ydg: 5 1/2</li></ul>						A \$1,744
	accommodates accessories with "IN____F____"; Example INA0307F-KNOB						B \$1,858
							C \$2,056
							D \$2,313
							E \$2,568
							F \$2,966
							G \$3,393
							H \$3,847
							I \$4,560
							J \$5,411

60"h Single - Poufy Freestanding Upholstered Screen	2 1/8	30	60	50	6	INF3060-1SUP	COM \$1,487
	<ul style="list-style-type: none"><li>two metal bases with solid wood supports</li><li>maple solid wood supports standard</li><li>walnut or white oak solid wood supports available, specify and add \$189 list</li><li>heavy cushioned surface not recommended for tacking</li><li><b>upholstery can only be cut up the roll for 60"h freestanding screens</b></li><li>com ydg: 5</li></ul>						A \$1,539
	accommodates accessories with "IN____F____"; Example INA0307F-KNOB						B \$1,643
							C \$1,824
							D \$2,056
							E \$2,289
							F \$2,651
							G \$3,039
							H \$3,454
							I \$4,099
							J \$4,874

INDIE

C  
O  
K  
C  
0  
0  
2  
0  
5

## Poufy - Freestanding Upholstered Screens

Description	D	W	H	CTN WT	CU FT	① Model	List Price Per Grade
60"h Double - Poufy Freestanding Upholstered Screen	2 1/8	98	60	134	12	INF4860-2SUP	COM \$2,842
 <ul style="list-style-type: none"> <li>two metal bases with solid wood supports</li> <li>maple solid wood supports standard</li> <li>walnut or white oak solid wood supports available, specify and add \$189 list</li> <li>heavy cushioned surface not recommended for tacking</li> <li><b>upholstery can only be cut up the roll for 60"h freestanding screens</b></li> <li>com ydg: 10 1/4</li> </ul> <p>accommodates accessories with "IN____F-____"; Example INA0307F-KNOB</p>	A						\$2,949
	B						\$3,162
	C						\$3,532
	D						\$4,008
	E						\$4,487
	F						\$5,228
	G						\$6,023
	H						\$6,871
	I						\$8,196
	J						\$9,786
60"h Double - Poufy Freestanding Upholstered Screen	2 1/8	74	60	107	10	INF3660-2SUP	COM \$2,649
 <ul style="list-style-type: none"> <li>two metal bases with solid wood supports</li> <li>maple solid wood supports standard</li> <li>walnut or white oak solid wood supports available, specify and add \$189 list</li> <li>heavy cushioned surface not recommended for tacking</li> <li><b>upholstery can only be cut up the roll for 60"h freestanding screens</b></li> <li>com ydg: 8 1/2</li> </ul> <p>accommodates accessories with "IN____F-____"; Example INA0307F-KNOB</p>	A						\$2,737
	B						\$2,914
	C						\$3,222
	D						\$3,617
	E						\$4,013
	F						\$4,627
	G						\$5,286
	H						\$5,991
	I						\$7,088
	J						\$8,408
60"h Double - Poufy Freestanding Upholstered Screen	2 1/8	62	60	89	9	INF3060-2SUP	COM \$2,240
 <ul style="list-style-type: none"> <li>two metal bases with solid wood supports</li> <li>maple solid wood supports standard</li> <li>walnut or white oak solid wood supports available, specify and add \$189 list</li> <li>heavy cushioned surface not recommended for tacking</li> <li><b>upholstery can only be cut up the roll for 60"h freestanding screens</b></li> <li>com ydg: 7 1/4</li> </ul> <p>accommodates accessories with "IN____F-____"; Example INA0307F-KNOB</p>	A						\$2,315
	B						\$2,467
	C						\$2,728
	D						\$3,064
	E						\$3,403
	F						\$3,928
	G						\$4,490
	H						\$5,090
	I						\$6,027
	J						\$7,151

## To Order, Specify:

- ① Model Number
- ② Wood Species:
  - a.) STANDARD Maple (M)
  - b.) PREMIUM Walnut (W) - upcharge applies
  - c.) PREMIUM White Oak (WK1) - upcharge applies
- ③ Finish
  - a.) Maple Finish
  - b.) Walnut Finish
  - c.) White Oak Finish
- ④ Fabric Selection - vendor, pattern and color  
Visit [www.jsifurniture.com/finishes-and-materials/textiles](http://www.jsifurniture.com/finishes-and-materials/textiles) for our textiles program. See selection of standard and graded in manufacturers and patterns.
- ⑤ Metal Color - see pg [IN35](#), upcharges may apply

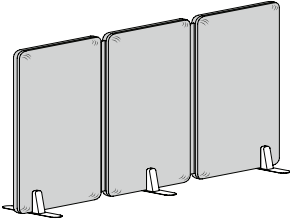
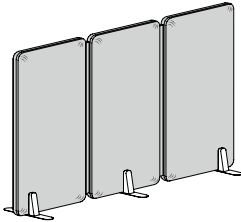
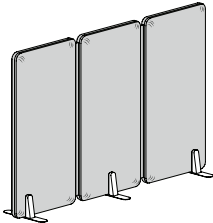
## Specifications

- two 12mm sandwiched birch plywood panel frames
- 1/2" polyurethane foam surface cushions on both faces
- living hinge is high density polyethylene with sewn upholstery
- solid hardwood supports
- 12 gauge metal base feet

**Note:** Walnut and White Oak Solid hardwoods are PREMIUM materials and upcharges apply. Associated upcharges are located in bullet points under units where applicable.

## Indie


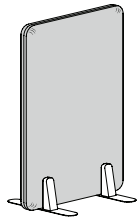
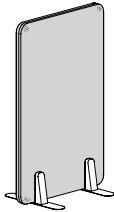
## Poufy - Freestanding Upholstered Screens

Description	D	W	H	CTN WT	CU FT	① Model	List Price Per Grade
60"h Triple - Poufy Freestanding Upholstered Screen	2 1/8	148	60	199	16	INF4860-3SUP	COM \$4,098
 <ul style="list-style-type: none"> <li>three metal bases with solid wood supports</li> <li>maple solid wood supports standard</li> <li>walnut or white oak solid wood supports available, specify and add \$281 list</li> <li>heavy cushioned surface not recommended for tacking</li> <li><b>upholstery can only be cut up the roll for 60"h freestanding screens</b></li> <li>com ydg: 14</li> </ul> <p>accommodates accessories with "IN____F____"; Example INA0307F-KNOB</p>							A \$4,243
							B \$4,534
							C \$5,039
							D \$5,691
							E \$6,342
							F \$7,357
							G \$8,441
							H \$9,601
							I \$11,411
							J \$13,581
60"h Triple - Poufy Freestanding Upholstered Screen	2 1/8	112	60	158	13	INF3660-3SUP	COM \$3,360
 <ul style="list-style-type: none"> <li>three metal bases with solid wood supports</li> <li>maple solid wood supports standard</li> <li>walnut or white oak solid wood supports available, specify and add \$281 list</li> <li>heavy cushioned surface not recommended for tacking</li> <li><b>upholstery can only be cut up the roll for 60"h freestanding screens</b></li> <li>com ydg: 11 3/4</li> </ul> <p>accommodates accessories with "IN____F____"; Example INA0307F-KNOB</p>							A \$3,483
							B \$3,726
							C \$4,152
							D \$4,699
							E \$5,245
							F \$6,095
							G \$7,007
							H \$7,979
							I \$9,499
							J \$11,321
60"h Triple - Poufy Freestanding Upholstered Screen	2 1/8	94	60	132	11	INF3060-3SUP	COM \$3,292
 <ul style="list-style-type: none"> <li>three metal bases with solid wood supports</li> <li>maple solid wood supports standard</li> <li>walnut or white oak solid wood supports available, specify and add \$281 list</li> <li>heavy cushioned surface not recommended for tacking</li> <li><b>upholstery can only be cut up the roll for 60"h freestanding screens</b></li> <li>com ydg: 10 3/4</li> </ul> <p>accommodates accessories with "IN____F____"; Example INA0307F-KNOB</p>							A \$3,403
							B \$3,627
							C \$4,015
							D \$4,515
							E \$5,015
							F \$5,794
							G \$6,627
							H \$7,517
							I \$8,907
							J \$10,573

C  
O  
K  
C  
0  
0  
2  
0  
5

INDIE

## Poufy - Freestanding Upholstered Screens

Description	D	W	H	CTN WT	CU FT	① Model	List Price Per Grade
48”h Single - Poufy Freestanding Upholstered Screen	2 1⁄8	48	48	62	7	INF4848-1SUP	COM \$1,713
 <ul style="list-style-type: none"><li>• two metal bases with solid wood supports</li><li>• maple solid wood supports standard</li><li>• walnut or white oak solid wood supports available, specify and add \$189 list</li><li>• heavy cushioned surface not recommended for tacking</li><li>• com ydg: 5 ¾</li></ul> <p>accommodates accessories with "IN____F____"; Example INA0307F-KNOB</p>	A	\$1,774					
	B	\$1,894					
	C	\$2,103					
	D	\$2,369					
	E	\$2,637					
	F	\$3,053					
	G	\$3,499					
	H	\$3,975					
	I	\$4,718					
	J	\$5,609					
48”h Single - Poufy Freestanding Upholstered Screen	2 1⁄8	36	48	51	6	INF3648-1SUP	COM \$1,605
 <ul style="list-style-type: none"><li>• two metal bases with solid wood supports</li><li>• maple solid wood supports standard</li><li>• walnut or white oak solid wood supports available, specify and add \$189 list</li><li>• heavy cushioned surface not recommended for tacking</li><li>• com ydg: 4 ¾</li></ul> <p>accommodates accessories with "IN____F____"; Example INA0307F-KNOB</p>	A	\$1,655					
	B	\$1,753					
	C	\$1,924					
	D	\$2,146					
	E	\$2,367					
	F	\$2,711					
	G	\$3,079					
	H	\$3,471					
	I	\$4,086					
	J	\$4,822					
48”h Single - Poufy Freestanding Upholstered Screen	2 1⁄8	30	48	44	5	INF3048-1SUP	COM \$1,474
 <ul style="list-style-type: none"><li>• two metal bases with solid wood supports</li><li>• maple solid wood supports standard</li><li>• walnut or white oak solid wood supports available, specify and add \$189 list</li><li>• heavy cushioned surface not recommended for tacking</li><li>• com ydg: 4 ½</li></ul> <p>accommodates accessories with "IN____F____"; Example INA0307F-KNOB</p>	A	\$1,522					
	B	\$1,616					
	C	\$1,778					
	D	\$1,988					
	E	\$2,197					
	F	\$2,523					
	G	\$2,872					
	H	\$3,245					
	I	\$3,826					
	J	\$4,525					

## To Order, Specify:


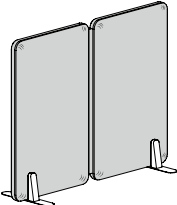

- ① Model Number
- ② Wood Species:
  - a.) STANDARD Maple (M)
  - b.) PREMIUM Walnut (W) - upcharge applies
  - c.) PREMIUM White Oak (WK1) - upcharge applies
- ③ Finish
  - a.) Maple Finish
  - b.) Walnut Finish
  - c.) White Oak Finish
- ④ Fabric Selection - vendor, pattern and color  
Visit [www.jsifurniture.com/finishes-and-materials/textiles](http://www.jsifurniture.com/finishes-and-materials/textiles) for our textiles program. See selection of standard and graded in manufacturers and patterns.
- ⑤ Metal Color - see pg [IN35](#), upcharges may apply

## Specifications

- two 12mm sandwiched birch plywood panel frames
- 1/2" polyurethane foam surface cushions on both faces
- living hinge is high density polyethylene with sewn upholstery
- solid hardwood supports
- 12 gauge metal base feet

**Note:** Walnut and White Oak Solid hardwoods are PREMIUM materials and upcharges apply. Associated upcharges are located in bullet points under units where applicable.

Indie  
Poufy - Freestanding Upholstered Screens

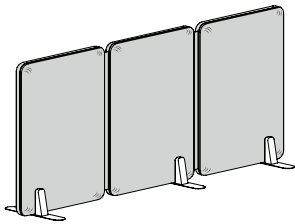
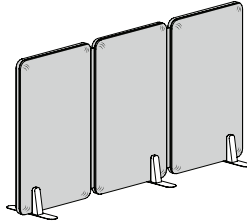
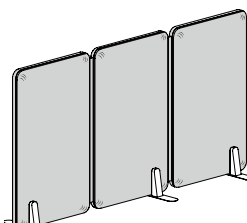
Description	D	W	H	CTN WT	CU FT	① Model	List Price Per Grade
48"h Double - Poufy Freestanding Upholstered Screen	2 1/8	98	48	112	10	INF4848-2SUP	COM \$2,643
	· two metal bases with solid wood supports						A \$2,731
	· maple solid wood supports standard						B \$2,908
	· walnut or white oak solid wood supports available, specify and add \$189 list						C \$3,215
	· heavy cushioned surface not recommended for tacking						D \$3,611
	· com ydg: 8 1/2						E \$4,006
	· accommodates accessories with "IN____F____"; Example INA0307F-KNOB						F \$4,622
							G \$5,281
							H \$5,985
							I \$7,083
							J \$8,400
48"h Double - Poufy Freestanding Upholstered Screen	2 1/8	74	48	89	8	INF3648-2SUP	COM \$2,499
	· two metal bases with solid wood supports						A \$2,575
	· maple solid wood supports standard						B \$2,726
	· walnut or white oak solid wood supports available, specify and add \$189 list						C \$2,987
	· heavy cushioned surface not recommended for tacking						D \$3,325
	· com ydg: 7 1/4						E \$3,662
	· accommodates accessories with "IN____F____"; Example INA0307F-KNOB						F \$4,188
							G \$4,749
							H \$5,349
							I \$6,287
							J \$7,410
48"h Double - Poufy Freestanding Upholstered Screen	2 1/8	62	48	76	7	INF3048-2SUP	COM \$2,195
	· two metal bases with solid wood supports						A \$2,258
	· maple solid wood supports standard						B \$2,383
	· walnut or white oak solid wood supports available, specify and add \$189 list						C \$2,600
	· heavy cushioned surface not recommended for tacking						D \$2,879
	· com ydg: 6						E \$3,159
	· accommodates accessories with "IN____F____"; Example INA0307F-KNOB						F \$3,592
							G \$4,057
							H \$4,554
							I \$5,329
							J \$6,261

C  
O  
K  
C  
0  
0  
2  
0  
5

INDIE



Poufy - Freestanding Upholstered Screens

Description	D	W	H	CTN WT	CU FT	① Model	List Price Per Grade
<b>48"h Triple - Poufy Freestanding Upholstered Screen</b>  	2 1/8	148	48	166	13	INF4848-3SUP	COM \$3,805
							A \$3,926
							B \$4,164
							C \$4,579
							D \$5,114
							E \$5,650
							F \$6,483
							G \$7,374
							H \$8,326
							I \$9,812
							J \$11,597
<b>48"h Triple - Poufy Freestanding Upholstered Screen</b>  	2 1/8	112	48	131	11	INF3648-3SUP	COM \$3,607
							A \$3,708
							B \$3,911
							C \$4,263
							D \$4,718
							E \$5,172
							F \$5,878
							G \$6,633
							H \$7,440
							I \$8,700
							J \$10,213
<b>48"h Triple - Poufy Freestanding Upholstered Screen</b>  	2 1/8	94	48	112	9	INF3048-3SUP	COM \$3,211
							A \$3,304
							B \$3,483
							C \$3,801
							D \$4,207
							E \$4,615
							F \$5,247
							G \$5,927
							H \$6,651
							I \$7,782
							J \$9,139

**To Order, Specify:**

- ① Model Number
- ② Wood Species:
  - a.) STANDARD Maple (M)
  - b.) PREMIUM Walnut (W) - upcharge applies
  - c.) PREMIUM White Oak (WK1) - upcharge applies
- ③ Finish
  - a.) Maple Finish
  - b.) Walnut Finish
  - c.) White Oak Finish
- ④ Fabric Selection - vendor, pattern and color  
Visit [www.jsifurniture.com/finishes-and-materials/textiles](http://www.jsifurniture.com/finishes-and-materials/textiles) for our textiles program. See selection of standard and graded in manufacturers and patterns.
- ⑤ Metal Color - see pg [IN35](#), upcharges may apply

**Specifications**

- two 12mm sandwiched birch plywood panel frames
- 1/2" polyurethane foam surface cushions on both faces
- living hinge is high density polyethylene with sewn upholstery
- solid hardwood supports
- 12 gauge metal base feet

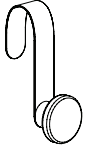
**Note:** Walnut and White Oak Solid hardwoods are PREMIUM materials and upcharges apply. Associated upcharges are located in bullet points under units where applicable.



# Indie

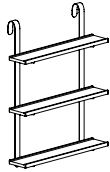
## Freestanding Screen Accessories

Description	D	W	H	CTN WT	CU FT	❶ Model	List Price
Knob - Freestanding Screen Accessory	3 7/8	2 1/2	7	2	1	INA0307F-KNOB	\$240



- supported by a metal hook
- solid maple knob standard
- solid walnut or white oak knob available, specify and add \$21 list
- maximum weight rating 10 lbs. (evenly distributed load)

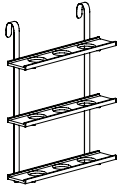
Shelves - Freestanding Screen Accessories	6 5/8	24	32	9	4	INA2432F-3SHELF	\$818
	6 5/8	24	20	7	3	INA2420F-2SHELF	\$641
	6 5/8	24	8	5	2	INA2408F-1SHELF	\$456



-3SHELF shown

- supported by two metal hooks
- shelf depth 4 3/4"
- solid maple shelves standard
- walnut or white oak shelves available, -3SHELF specify and add \$115 list, -2SHELF specify and add \$78 list or -1SHELF specify and add \$41 list
- maximum weight rating 10 lbs. per shelf (evenly distributed load)

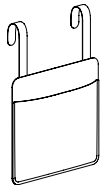
Planter Shelves - Freestanding Screen Accessories	6 5/8	24	32	9	4	INA2432F-3PLANTER	\$860
	6 5/8	24	20	7	3	INA2420F-2PLANTER	\$670
	6 5/8	24	8	5	2	INA2408F-1PLANTER	\$469



-3PLANTER shown


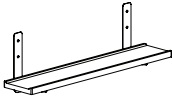
- supported by two metal hooks
- planter shelf with nine 3 1/2" holes for plant containers
- solid maple planter shelves standard
- walnut or white oak shelves available, -3PLANTER specify and add \$115 list, -2PLANTER specify and add \$78 list or -1PLANTER specify and add \$41 list
- maximum weight rating 10 lbs. per shelf (evenly distributed load)

Pouch - Freestanding Screen Accessory	3 3/8	14	20	2	1	INA1111F-POUCH	\$539
--	-------	----	----	---	---	----------------	-------



- supported by two metal hooks
- aniline dye leather
- maximum weight rating 10 lbs. (evenly distributed load)

INDIE

Description	D	W	H	CTN WT	CU FT	❶ Model	List Price
<b>Scone Lamp - Freestanding Screen Accessory</b>  <ul style="list-style-type: none"> <li>supported by a metal hook</li> <li>15' cord</li> <li>cord mounted rocker on/off switch - three prong plug fabric power cord</li> <li>specify graphite, yellow or indigo fabric cord color</li> <li>on/off switch on 32" from light - field assembly required</li> <li>maximum 60 watt light bulb, NOT included/LED bulb recommended</li> <li>select Maharam Mode SHADE FABRIC COLOR</li> <li>maple scone support stand</li> <li>walnut or white oak scone support available, specify and add \$27 list</li> </ul>	17 7/8	15	22	9	4	INA1522F-SCONCE	\$777
<b>Tray - Poufy and Square Upholstered Wall Mount Tile Accessory</b>  <ul style="list-style-type: none"> <li>for use with square laminate marker, cork and tackable screen accessories</li> <li>supported by two metal brackets</li> <li>tray can be field installed on any 24" or wider tile except glass marker tiles</li> <li>tray can not be installed on intermediate positioned tiles (space is required below tile for clearance)</li> <li>maximum weight rating 10 lbs. (evenly distributed load)</li> <li>walnut or white oak tray available, specify and add \$41 list</li> </ul>	4 3/4	24	1	5	2	INA0524T	\$392

**To Order, Specify:**

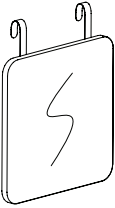
❶ Model Number

**Specifications**

- extruded PVC 1/2" thick panel
- natural cork 1/4" thick tackable face
- extruded aluminum mounting Z clips

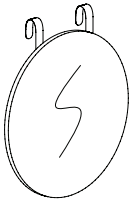
Indie  
Freestanding Screen Accessories

Description	D	W	H	CTN WT	CU FT	❶ Model	List Price
Square - Laminate Marker Tile Freestanding Screen Accessory	2 7/8	24	24	17	2	INA2424F-SQM	\$546




- supported by two metal hooks
- white markerboard high pressure laminate
- white edge band

Round - Laminate Marker Tile Freestanding Screen Accessory	2 7/8	24	24	17	2	INA24F-RDM	\$539
---	-------	----	----	----	---	------------	-------



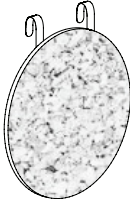
- supported by two metal hooks
- white markerboard high pressure laminate
- white edge band

Square - Cork Tile Freestanding Screen Accessory	2 7/8	24	24	8	2	INA2424F-SQC	\$512
---	-------	----	----	---	---	--------------	-------



- supported by two metal hooks
- extruded PVC 1/2" thick panel
- natural cork 1/4" thick tackable face


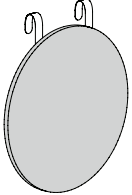
Round - Cork Tile Freestanding Screen Accessory	2 7/8	24	24	7	2	INA24F-RDC	\$512
--	-------	----	----	---	---	------------	-------



- supported by two metal hooks
- extruded PVC 1/2" thick panel
- natural cork 1/4" thick tackable face

C  
O  
K  
C  
0  
0  
2  
0  
5

INDIE

Description	D	W	H	CTN WT	CU FT	① Model	List Price Per Grade
<b>Square - Tackboard Tile</b> <b>Freestanding Screen Accessory</b>  <ul style="list-style-type: none"> <li>· supported by two metal hooks</li> <li>· ½" soft tack core face</li> <li>· ¼" hardwood backer panel</li> <li>· covered with surface glued and stapled upholstery</li> <li>· com ydg: 1 ½</li> </ul>	27⅞	48	48	11	2	INA2424F-SQUT	COM \$505 A \$515 B \$537 C \$573 D \$619 E \$667 F \$738 G \$816 H \$898 I \$1,028 J \$1,183
<b>Round - Tackboard Tile</b> <b>Freestanding Screen Accessory</b>  <ul style="list-style-type: none"> <li>· supported by two metal hooks</li> <li>· ½" soft tack core face</li> <li>· ¼" hardwood backer panel</li> <li>· covered with surface glued and stapled upholstery</li> <li>· com ydg: 1 ½</li> </ul>	27⅞	24	24	11	2	INA24F-RDUT	COM \$506 A \$523 B \$553 C \$607 D \$677 E \$748 F \$855 G \$972 H \$1,097 I \$1,290 J \$1,524

**To Order, Specify:**

- ① Model Number
- ② Fabric Selection - vendor, pattern and color  
Visit [www.jsifurniture.com/finishes-and-materials/textiles](http://www.jsifurniture.com/finishes-and-materials/textiles) for our textiles program.  
See selection of standard and graded in manufacturers and patterns.
- ③ Metal Color -see pg [IN35](#), upcharges may apply

**Specifications**

- 16 gauge stamped metal mounting hooks

## Jude Order Check List:



## Specify:

- ☐ 1. Model Number  
☐ 2. Wood Species - Beech (B)  
☐ 3. Wood Finish/Paint Color  
☐ 4. Plastic Color  
☐ 5. Fabric Selection - vendor, pattern and color  
☐ 6. Optional Rubber Cushion Nylon Glides - no upcharge; chairs only

## Example:

JU413C (model #)	B (wood species)	BAR (finish)	EWM (plastic color)	MOMENTUM (fabric vendor)	VOX (pattern name)	MYSTIC (pattern color)
---------------------	---------------------	-----------------	------------------------	-----------------------------	-----------------------	---------------------------

## 1. Model Number

## 2. Wood Species - Beech

## 3. Wood Finish/Paint Color Options:

BAR	Barrel	MCH	Mocha
BRK	Brickdust	OBK	Outback
BUF	Buff	PIL	Pilsner
CSK	Cask	PIN	Pinnacle Walnut
CND	Cinder	RAV	Raven
CLY	Clay	RYE	Rye
EGR	Egret	SAB	Sable
FAW	Fawn	SAD	Saddle
FLX	Flax	SIE	Sienna
FLN	Flint	TRF	Truffle
FLO	Florence Walnut	UMB	Umber
LOF	Loft	VAL	Valley
MES	Mesa	WLH	Walnut Heights
MIN	Mineral		

## Paint Color - Add \$45 list per item

BKD	Backdrop	NVL	Novel Lilac
BFX	Black Fox	PPL	Patchwork Plum
BRV	Bravado Red	PGR	Pewter Green
BWH	Bright White	QAL	Queen Anne Lilac
BRF	Broccoflower	RPT	Redend Point
BTT	Butternut	ROS	Rose Tan
CCY	Canyon Clay	SAU	Saucy Gold
CHT	Chatroom	SVP	Silverplate
DEN	Denim	SKS	Skyline Steel
GAL	Gale Force	STM	Storm
GRV	Greek Villa	TRC	Tricorn Black
KGR	Kendal Green	UKH	Universal Khaki
NWH	Nonchalant White	WBL	Windy Blue

## 4. Plastic Color:

EWM	Extra White	SRM	Stop Red
MGM	Morning Fog	TRC	Tricorn Black

5. Fabric Selection - Please supply the following:  
Fabric vendor/Pattern name/Pattern color

[For a complete list of JSI Standard and Graded-In Textiles click here](#)

When specifying contrasting upholstery, indicate clearly which upholstery is to be applied to the seat, back and arms. Use higher grade pricing.

- Indicate direction of fabric - Railroaded or Up the Roll
- Please provide illustration, if available

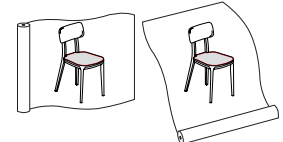
## All COM orders must include the following:

- Fabric vendor's name, pattern name and color
- Sample of the fabric attached to order
- Model numbers of items for fabric application
- front to back unless specified otherwise)
- Customer and purchase order number

Ship prepaid COM  
material to:

JSI  
Attn: COM Dept  
201 East Martin Street  
Receiving B, Dock 71  
Orleans, IN 47452

Application of fabric:  
Railroaded Up the Roll




All COM orders will ship at standard lead time from receipt of COM except for orders requiring special custom matched finishes.


Jude

C  
O  
K  
C  
0  
0  
2  
0  
5

Description	① Model	Specifications				List Price
Armless Guest Chair with Plastic Seat and Back	JU413A · plastic seat and back	Dimensions	D	W	H	\$682
		Overall	19 ½	16	31 ½	
		Seat	16	15 ¾	18 ½	
		Upholstery	Shipping			
			Ctn Wt	13		
			Cu Ft	8		

Description	① Model	Specifications				List Price Per Grade		
Armless Guest Chair with Upholstered Seat and Plastic Back 	JU413C <ul style="list-style-type: none"><li>· upholstered seat</li><li>· plastic back</li></ul>	Dimensions		D	W	H	COM \$874	
		Overall		19 ½	16	31 ½	A \$884	
		Seat		16	15 ¾	18 ½	B \$904	
		Upholstery		Shipping			COL/C \$937	
		COM Ydg		¾	Ctn Wt	13	D \$980	
		COL Sq Ft		9	Cu Ft	8	E \$1,021	
								F \$1,089
								G \$1,160
								H \$1,237
								I \$1,357
								J \$1,498
								L1 \$1,212
								L2 \$1,308

Armless Guest Chair with Upholstered Seat and Back



JU413D

· upholstered seat and back

Dimensions	D	W	H
Overall	19 ½	16	31 ½
Seat	16	15 ¾	18 ½
Upholstery	Shipping		
COM Ydg	¾	Ctn Wt	13
COL Sq Ft	18	Cu Ft	8

COM \$955

A \$963

B \$984

COL/C \$1,017

D \$1,059

E \$1,102

F \$1,171

G \$1,241


H \$1,317


I \$1,435


J \$1,578

L1 \$1,291

L2 \$1,386

Description	① Model	Specifications				List Price
37 $\frac{3}{8}$ "h Counter Height Stool with Plastic Seat and Back 	<b>JU414A</b> · plastic seat and back · optional matte black, polished aluminum or brass scuff plate available; specify color and add \$23 list each	Dimensions	D	W	H	\$999
		Overall	20 $\frac{3}{4}$	17	37 $\frac{3}{8}$	
		Seat	16	15 $\frac{3}{4}$	26 $\frac{1}{4}$	
		Upholstery	Shipping			
			Ctn Wt	14		
			Cu Ft	10		

Description	① Model	Specifications				List Price Per Grade
37 $\frac{3}{8}$ "h Counter Height Stool with Upholstered Seat and Plastic Back 	<b>JU414C</b> · upholstered seat · plastic back · optional matte black, polished aluminum or brass scuff plate available; specify color and add \$23 list each	Dimensions	D	W	H	COM \$1,189
		Overall	20 $\frac{3}{4}$	17	37 $\frac{3}{8}$	A \$1,200
		Seat	16	15 $\frac{3}{4}$	26 $\frac{1}{4}$	B \$1,220
		Upholstery	Shipping			COL/C \$1,252
		COM Ydg	$\frac{3}{4}$	Ctn Wt	14	D \$1,296
		COL Sq Ft	9	Cu Ft	10	E \$1,337
						F \$1,406
						G \$1,476
						H \$1,554
						I \$1,671
						J \$1,816
						L1 \$1,529
						L2 \$1,623

37 $\frac{3}{8}$ "h Counter Height Stool with Upholstered Seat and Back 	<b>JU414D</b> · upholstered seat and back · optional matte black, polished aluminum or brass scuff plate available; specify color and add \$23 list each	Dimensions	D	W	H	COM \$1,280
		Overall	20 $\frac{3}{4}$	17	37 $\frac{3}{8}$	A \$1,288
		Seat	16	15 $\frac{3}{4}$	26 $\frac{1}{4}$	B \$1,308
		Upholstery	Shipping			COL/C \$1,339
		COM Ydg	$\frac{3}{4}$	Ctn Wt	14	D \$1,382
		COL Sq Ft	18	Cu Ft	10	E \$1,425
						F \$1,493
						G \$1,566
						H \$1,642
						I \$1,759
						J \$1,903
						L1 \$1,617
						L2 \$1,712

**To Order, Specify:**

- ① Model Number
- ② Wood Species - Beech
- ③ Wood Finish/Paint Color [See Wood Finish/Paint Color Options](#)
- ④ Plastic Color [See Plastic Color Options](#)
- ⑤ Fabric Selection - vendor, pattern and color  
Visit [www.jsifurniture.com/finishes-and-materials/textiles](http://www.jsifurniture.com/finishes-and-materials/textiles) for our textiles program. See selection of standard and graded in manufacturers and patterns.
- ⑥ Optional Rubber Cushion Nylon Glides - no upcharge

**Specifications**

- Wood species - Beech.
- Plastic is polypropylene.
- Upholstered seats and backs use polyurethane foam.
- Standard with rubber cushion metal glides.

Jude


C  
O  
K  
C  
0  
0  
2  
0  
5

Description	① Model	Specifications	List Price
42" h Barstool with Plastic Seat and Back	<b>JU418A</b> <ul style="list-style-type: none"><li>· plastic seat and back</li><li>· optional matte black, polished aluminum or brass scuff plate available; specify color and add \$23 list each</li></ul>	<b>Dimensions</b>	\$1,034
		Overall	
		Seat	
		<b>Upholstery</b>	
		<b>Shipping</b>	
		Ctn Wt	15
		Cu Ft	12

Description	① Model	Specifications	List Price Per Grade
42" h Barstool with Upholstered Seat and Plastic Back	<b>JU418C</b> <ul style="list-style-type: none"><li>· upholstered seat</li><li>· plastic back</li><li>· optional matte black, polished aluminum or brass scuff plate available; specify color and add \$23 list each</li></ul>	<b>Dimensions</b>	COM \$1,230
		Overall	A \$1,241
		Seat	B \$1,261
		<b>Upholstery</b>	COL/C \$1,295
		<b>Shipping</b>	D \$1,336
		COM Ydg	E \$1,380
		COL Sq Ft	F \$1,448
			G \$1,519
			H \$1,595
			I \$1,712
			J \$1,855
			L1 \$1,572
			L2 \$1,667

42" h Barstool with Upholstered Seat and Back	<b>JU418D</b> <ul style="list-style-type: none"><li>· upholstered seat and back</li><li>· optional matte black, polished aluminum or brass scuff plate available; specify color and add \$23 list each</li></ul>	<b>Dimensions</b>	D	W	H	COM \$1,290
		Overall	22	17 ½	42	A \$1,301
		Seat	16	15 ¾	30 ½	B \$1,320
		<b>Upholstery</b>		<b>Shipping</b>		COL/C \$1,353
		COM Ydg	¾	Ctn Wt	15	D \$1,396
		COL Sq Ft	18	Cu Ft	12	E \$1,439
						F \$1,506
						G \$1,576
						H \$1,652
						I \$1,773
						J \$1,916
						L1 \$1,630
						L2 \$1,726



Description	① Model	Specifications				List Price Per Grade	
Lounge Chair  	<b>JU420D</b> · upholstered seat and back	Dimensions	D	W	H	COM	\$1,978
		Overall	24 ½	28 ¾	27	A	\$1,996
		Seat	20	28	17	B	\$2,034
		Upholstery	Shipping			COL/C	\$2,102
		COM Ydg	1 ¾	Ctn Wt	28	D	\$2,189
		COL Sq Ft	35	Cu Ft	14	E	\$2,273
						F	\$2,406
						G	\$2,549
						H	\$2,702
						I	\$2,941
						J	\$3,226
						L1	\$2,654
						L2	\$2,846

**To Order, Specify:**

- ① Model Number
- ② Wood Species - Beech
- ③ Wood Finish/Paint Color [See Wood Finish/Paint Color Options](#)
- ④ Plastic Color [See Plastic Color Options](#)
- ⑤ Fabric Selection - vendor, pattern and color  
Visit [www.jsifurniture.com/finishes-and-materials/textiles](http://www.jsifurniture.com/finishes-and-materials/textiles) for our textiles program. See selection of standard and graded in manufacturers and patterns.
- ⑥ Optional Rubber Cushion Nylon Glides - no upcharge

**Specifications**

- Wood species - Beech.
- Plastic is polypropylene.
- Upholstered seats and backs use polyurethane foam.
- Standard with rubber cushion metal glides.

Knox Order Check List:



Specify:

- ☐ 1. Model Number
- ☐ 2. Fabric Selection - vendor, pattern and color
- ☐ 3. Plastic Color or Wood Finish
- ☐ 4. Handle Cut Out - upcharge applies
- ☐ 5. Arm Option - Arctic Silver Nylon (ASP) or Matte Black Nylon (MBK) - no upcharge
- ☐ 6. Metal Frame - upcharge applies for chrome
- ☐ 7. Swivel Base - Black Nylon (BL) - no upcharge or Polished Aluminum (PA) - add \$103 list
- ☐ 8. Table Top Material - Laminate, Maple or Walnut

Example:

KN3001WUF	MA1	BAR	HC	MAHARAM	MESSENGER	NY	ASL
(model #)	(wood species)	(finish)	(handle cut out)	(fabric vendor)	(pattern name)	(arm)	(metal color)

1. Model Number

3. Plastic Color or Wood Finish Options

2. Fabric Selection - Please supply the following:  
Fabric vendor/Pattern name/Pattern color

[For a complete list of JSI Standard and Graded-In Textiles click here](#)

- Indicate direction of fabric - Railroaded or Up the Roll
- Please provide illustration, if available

All COM orders must include the following:

- Vendor's name, pattern name and color
- Sample of the fabric attached to order
- Model numbers of items for fabric application
- Customer and purchase order number

Ship prepaid COM material to:

JSI  
Attn: COM Dept  
201 East Martin Street  
Receiving B, Dock 71  
Orleans, IN 47452

Application of fabric:

Railroaded      Up the Roll

All COM orders will ship at standard lead time from receipt of COM except for orders requiring special custom matched finishes

Maple Wood Species (MA1):

BAR	Barrel	MCH	Mocha
BRK	Brickdust	OBK	Outback
BUF	Buff	PIL	Pilsner
CSK	Cask	PIN	Pinnacle Walnut
CND	Cinder	RAV	Raven
CLY	Clay	RYE	Rye
EGR	Egret	SAB	Sable
FAW	Fawn	SAD	Saddle
FLX	Flax	SIE	Sienna
FLN	Flint	TRF	Truffle
FLO	Florence Walnut	UMB	Umb
LOF	Loft	VAL	Valley
MES	Mesa	WLH	Walnut Heights
MIN	Mineral		

Walnut Wood Species (WA1) - upcharge applies

BRK	Brickdust	PIN	Pinnacle Walnut
CSK	Cask	SIE	Sienna
MES	Mesa	TRF	Truffle
MCH	Mocha	UMB	Umb

Essentials Veneer - Horizontal - upcharge applies

LOF	Loft
-----	------

#### 4. Handle Cut Out Option -

Standard on Plastic Backs

Optional on Wood Backs, add \$22 list per back

MBK Matte Black

#### 5. Arm

Structural Nylon - no upcharge

ASP Arctic Silver

MBK Matte Black

#### 6. Optional Wood Cap - add \$98 list per arm

#### 7. Metal Frame

##### Guest/Swivel Chairs & Tables

ABZ Aged Bronze - add \$150 list

ASL Arctic Silver

CHR Chrome - add \$100 list

GLD Gold - add \$150 list

MBK Matte Black

PEW Pewter

SBZ Soft Bronze - add \$150 list

##### Stools

ABZ Aged Bronze - add \$150 list

ASL Arctic Silver

CHR Chrome - add \$123 list

GLD Gold - add \$150 list

MBK Matte Black

PEW Pewter

SBZ Soft Bronze - add \$150 list

##### Bariatric & Multiple Seating

ABZ Aged Bronze - add \$150 list

ASL Arctic Silver

GLD Gold - add \$150 list

MBK Matte Black

PEW Pewter

SBZ Soft Bronze - add \$150 list

##### Inline Table Bracket

ASL Arctic Silver

MBK Matte Black

#### 8. Swivel Base

BL Black Nylon

PA Polished Aluminum - add \$103 list

#### 9. Top Material Selection on Tables

##### Laminate:

ALB Alabaster

BEL Belair

BLK Black

BRK Brickdust

BBL Bridal Blanco

CSK Cask

CLY Clay

DWH Designer White

EGR Egret

FAW Fawn

FLN Flint

FLO Florence Walnut

LOF Loft

MES Mesa

MIn Mineral

MCH Mocha

OBK Outback

PIL Pilsner

PIN Pinnacle Walnut

SHD Shadow

SLG Slate Grey

UMB Umber

VAL Valley

WLH Walnut Heights

WEA Weathered Ash

ZEN Zen Grey

##### Maple Wood Species:

BAR Barrel

BRK Brickdust

BUF Buff

CSK Cask

CND Cinder

CLY Clay

EGR Egret

FAW Fawn

FLX Flax

FLN Flint

FLO Florence Walnut

LOF Loft

MES Mesa

MIN Mineral

MCH Mocha

OBK Outback

PIL Pilsner

PIN Pinnacle Walnut

RAV Raven

RYE Rye

SAB Sable

SAD Saddle

SIE Sienna

TRF Truffle

UMB Umber

VAL Valley

WLH Walnut Heights

##### Walnut Wood Species:

BRK Brickdust

CSK Cask

MES Mesa

MCH Mocha

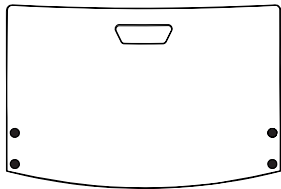
PIN Pinnacle Walnut

SIE Sienna

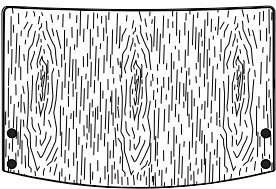
TFL Truffle

UMB Umber

Back Materials

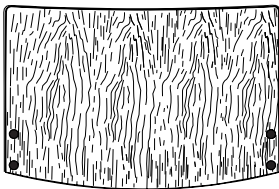


**Plastic Back**  
Available Colors - [see Pg KN2](#)  
  
Handle cut is standard  
  
Front fasteners match frame back  
Screw caps match plastic color



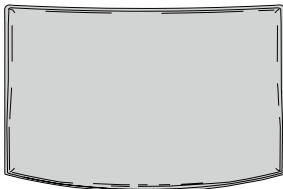
**Maple Veneer Back**  
Maple Finishes Available - [see Pg KN2](#)

Front fasteners and screw cap covers co-  
ordinate with frame on armless models;  
Front fasteners match frame and arms  
on arm models



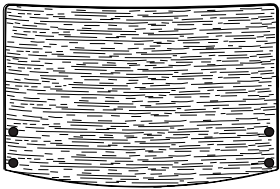
**Walnut Veneer**  
Walnut Finishes Available  
- [see Pg KN2](#)

Add \$30 list per back



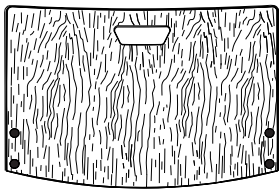
**Upholstered Flex Back**  
Handle cut is NOT available

All fasteners are hidden on single  
chairs, stools and bariatric



**Essentials Veneer - Horizontal**  
Available Finishes  
LOF    Loft

Add \$32 list per back

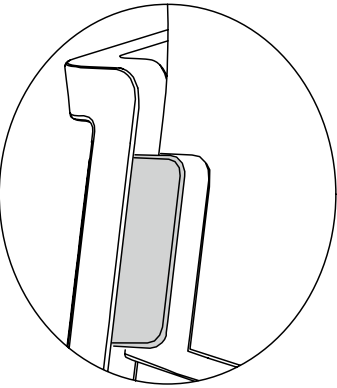


**Handle Cut Out**  
Veneer back only  
  
Add \$22 list per back

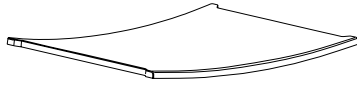
Back Screw Cap Cover

All chairs with plastic on wood backs have screw cap covers on the back side.

Upholstered multiply seating chairs have screw cap covers on the back side. All other upholstered chairs cover the hardware with the upholstery.

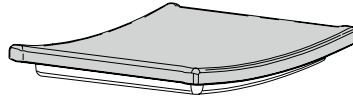


## Seat Materials



### Plastic Seat

Available Colors - [see Pg KN2](#)




### Upholstered Seat

Seat pan offers a recess to add additional comfort  
Seat foam is molded with a high resilient foam

## Multiple Fabrics

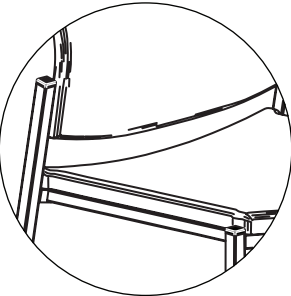
Units can be specified with a contrasting upholstery. When this feature is determined the unit **will be priced based on the highest grade fabric.**  
At the time of ordering identify the location of each textile according to the following code.



A = Seat

B = Back

Arms

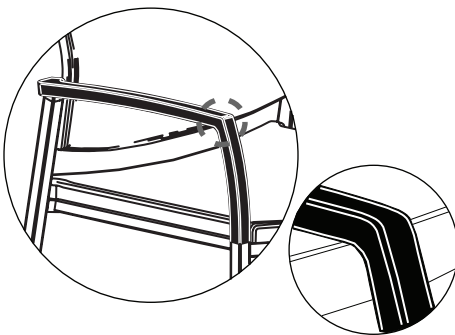


Armless

Available on guest, stools,  
bariatric and multiple seating

Armless style allows for linking

Tube cap matches the frame color



Flared Arms

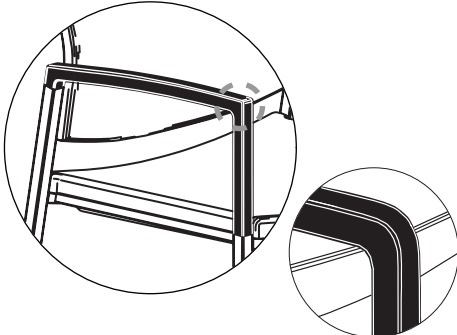
Available on guest, stools, swivels or  
bariatric

Linking NOT available

Allows for stacking

Structural nylon - no upcharge  
arctic silver (ASP)  
matte black (MBK)

Wood cap - add \$98 list per arm



Straight Arm

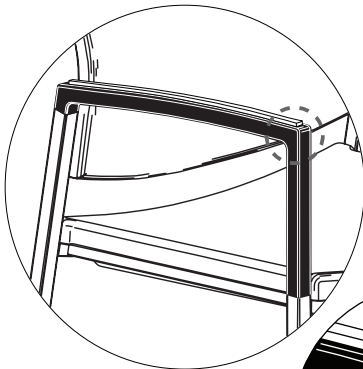
Available on guest, stools, swivels,  
bariatric and multiple seating

Stacking NOT allowed

Structural nylon - no upcharge  
arctic silver (ASP)  
matte black (MBK)

Wood cap - add \$98 list per arm

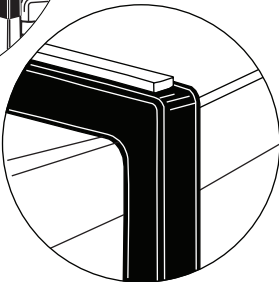
Optional Wood Cap



Available on straight and flared arms

Shaped solid maple  
All standard maple finishes and coordinate finishes  
available

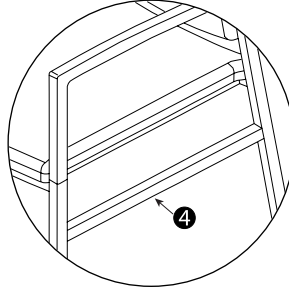
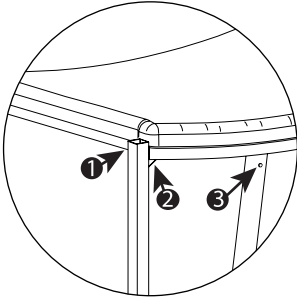
Add \$98 list per arm



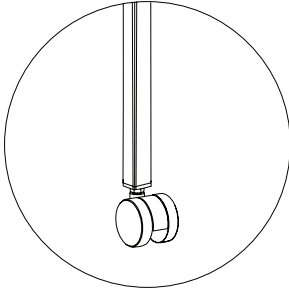
## Specifications

### Frame Construction

1. Tubular steel frame, 1 7/8", 12 gauge fabricated welded frame.
2. Caster and Bariatric chair frames have a gusset for additional strength.
3. All guest frames have a clear neoprene bumper on the inside of the leg to protect finish when stacking.
4. Multiple seating frames have front to back stretcher on each side section.
5. Multiple seating starter, adders and ender sections bolt together for assembly, instructions are included.

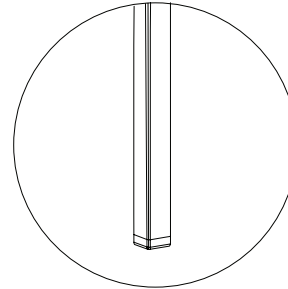


### Casters



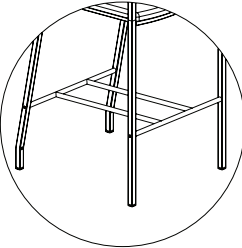
Guest chairs ending in a **C** are standard with a 50mm black nylon dual wheel caster.

### Glides



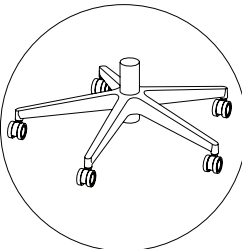
All other guest chairs, multiple seating, bariatric and stools are standard with nylon glides, color matched to frame

### Foot Rail On Counter Stools

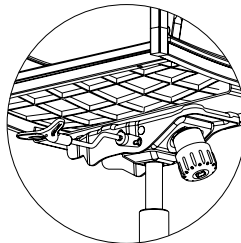


foot rail matches the frame color

### Swivel Seating



black polyurethane base (standard)  
polished aluminum base (optional)



limited tilt mechanism with tension adjustment and tilt lock -  
pneumatic height adjustment

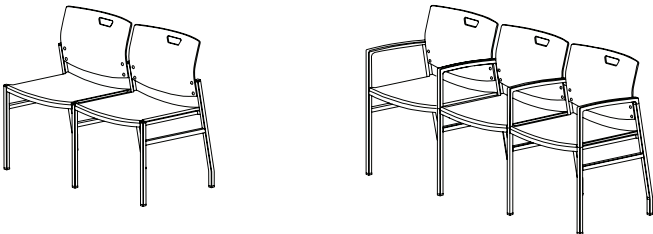
optional conference height mechanism

Creating Configurations with Chairs and Tables

Knox provides multiple seating, linking brackets and connecting brackets to build an array of solutions for public seating needs, see examples on the next page and learn the building blocks below.

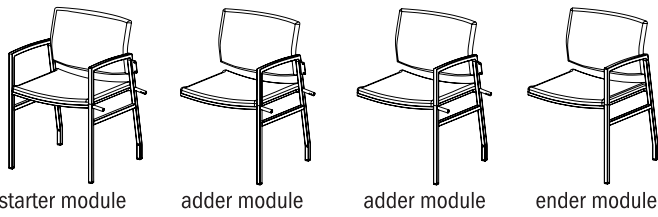
Multiple Seating

Unique model numbers have been created for two and three seat units.



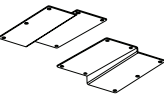
Modular Multiple Seating

Multiple seating can also be ordered using modular components and assembled in the field. This allows for a row of chairs greater than three seats and only using one starter module. Adder and ender modules are shipped KD, instructions included.

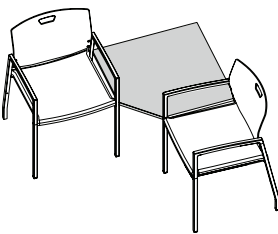


Connecting Tables

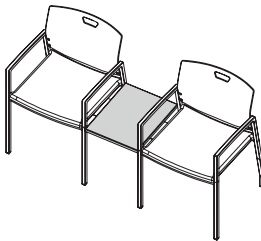
Tables can be added to any guest, bariatric or freestanding multiple seating model. Connecting brackets are installed on the underneath side of the table and require field installation.



connecting brackets  
included with table



corner table



in-line table



Linked Seating

Guest, bariatric and freestanding multiple seating models can be linked together with linking brackets.

Brackets attach under seat rail and are installed in the field.



linking brackets sold  
separately KN30BRKT

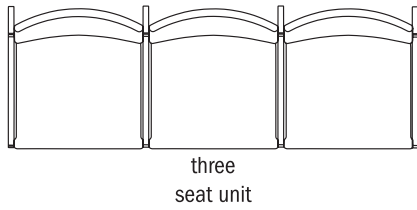


Linking, connecting and modular multiple seating available on armless and straight arm models with glides.

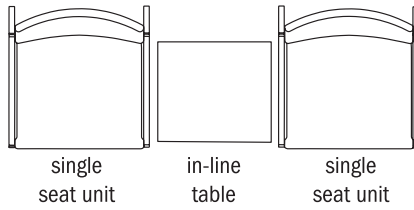


## Configuration Typicals

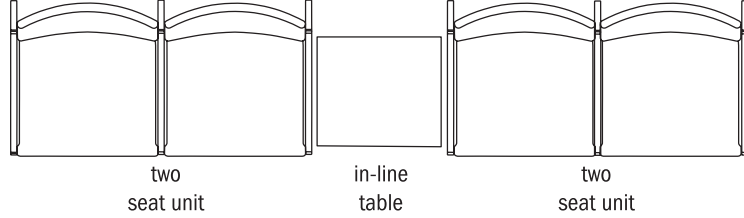
**KN001**



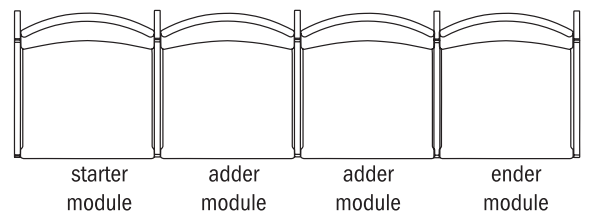
**KN002**



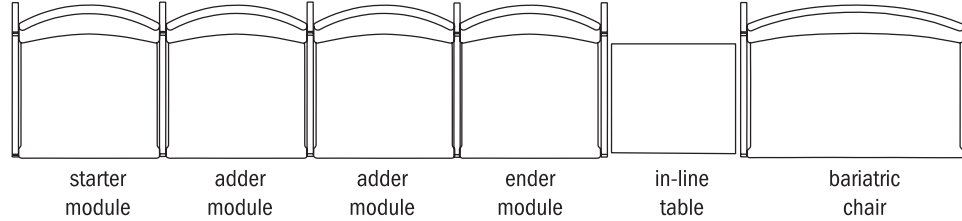
**KN003**



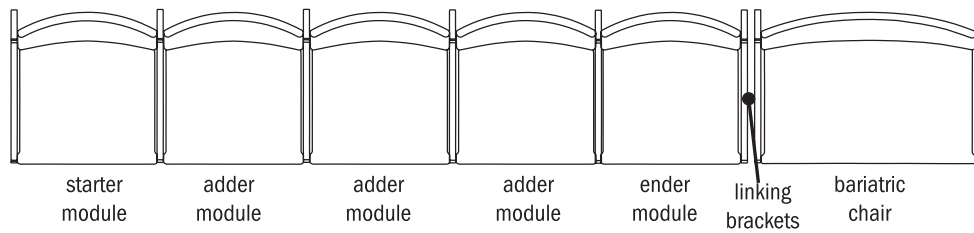
**KN004**



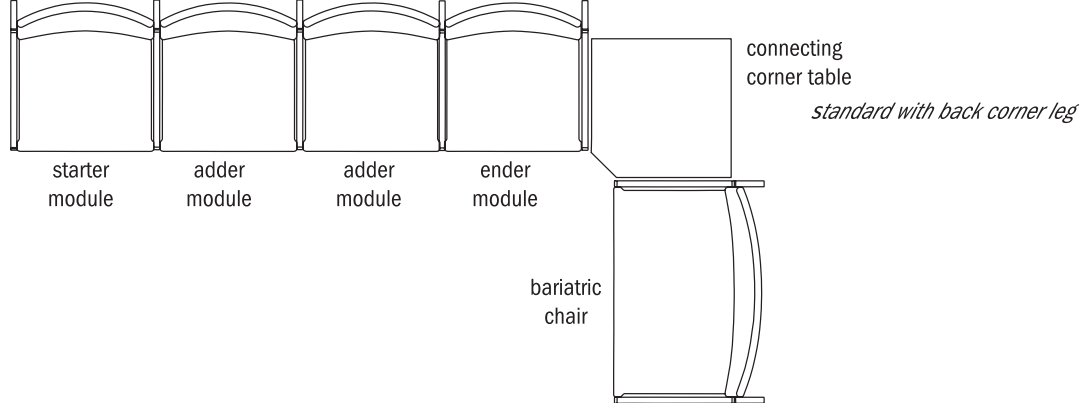
**KN005**



**KN006**



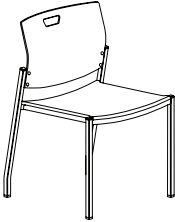
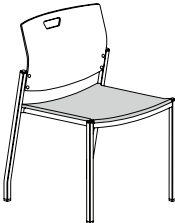
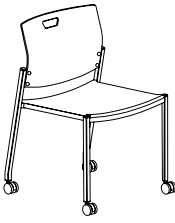
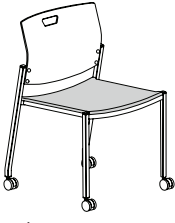
**KN007**

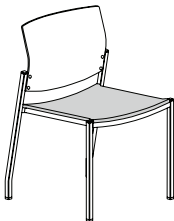


C  
O  
K  
C  
0  
0  
2  
0  
5

Knox

C  
O  
K  
C  
0  
0  
2  
0  
5

Description	① Model	Specifications	List Price Per Grade																								
Armless Stack Chair   plastic seat   uph. seat	<b>KN3003PP - All Plastic</b> <b>KN3003PU - Seat Uph.</b> <ul style="list-style-type: none"><li>· stacks six high</li><li>· linking bracket available, order separately, see page <a href="#">KN33</a></li><li>· passes a 500 lb load rating test</li><li>· wall saver</li></ul>	<table><tr><th>Dimensions</th><th>D</th><th>W</th><th>H</th></tr><tr><td>Overall</td><td>21 ¼</td><td>21 ¼</td><td>32</td></tr><tr><td>Seat</td><td>17 ¾</td><td>19</td><td>18 ½</td></tr><tr><th colspan="2">Upholstery</th><th colspan="2">Shipping</th></tr><tr><td>COM Ydg</td><td>¾</td><td>Ctn Wt</td><td>15</td></tr><tr><td>COL Sq Ft</td><td>14</td><td>Cu Ft</td><td>11</td></tr></table>	Dimensions	D	W	H	Overall	21 ¼	21 ¼	32	Seat	17 ¾	19	18 ½	Upholstery		Shipping		COM Ydg	¾	Ctn Wt	15	COL Sq Ft	14	Cu Ft	11	All Plastic \$497 COM \$648 A \$656 B \$675 COL/C \$705 D \$746 E \$787 F \$847 G \$914 H \$984 I \$1,094 J \$1,227 L1 \$926 L2 \$1,006
	Dimensions	D	W	H																							
Overall	21 ¼	21 ¼	32																								
Seat	17 ¾	19	18 ½																								
Upholstery		Shipping																									
COM Ydg	¾	Ctn Wt	15																								
COL Sq Ft	14	Cu Ft	11																								
Armless Stack Chair with Casters   plastic seat   uph. seat	<b>KN3003PPC - All Plastic</b> <b>KN3003PUC - Seat Uph.</b> <ul style="list-style-type: none"><li>· stacks six high</li><li>· wall saver</li></ul>	<table><tr><th>Dimensions</th><th>D</th><th>W</th><th>H</th></tr><tr><td>Overall</td><td>21 ¼</td><td>21 ¼</td><td>32</td></tr><tr><td>Seat</td><td>17 ¾</td><td>19</td><td>18 ½</td></tr><tr><th colspan="2">Upholstery</th><th colspan="2">Shipping</th></tr><tr><td>COM Ydg</td><td>¾</td><td>Ctn Wt</td><td>15</td></tr><tr><td>COL Sq Ft</td><td>14</td><td>Cu Ft</td><td>11</td></tr></table>	Dimensions	D	W	H	Overall	21 ¼	21 ¼	32	Seat	17 ¾	19	18 ½	Upholstery		Shipping		COM Ydg	¾	Ctn Wt	15	COL Sq Ft	14	Cu Ft	11	All Plastic \$523 COM \$678 A \$688 B \$705 COL/C \$736 D \$776 E \$817 F \$878 G \$945 H \$1,015 I \$1,126 J \$1,258 L1 \$958 L2 \$1,037
	Dimensions	D	W	H																							
Overall	21 ¼	21 ¼	32																								
Seat	17 ¾	19	18 ½																								
Upholstery		Shipping																									
COM Ydg	¾	Ctn Wt	15																								
COL Sq Ft	14	Cu Ft	11																								
KN10 - K	<b>KN3003PPC-3 - All Plastic</b> <b>KN3003PUC-3 - Seat Uph.</b> <ul style="list-style-type: none"><li>· sets of 3 packaged together - must have all same options</li><li>· stacks six high</li><li>· wall saver</li></ul>	<table><tr><th>Dimensions</th><th>D</th><th>W</th><th>H</th></tr><tr><td>Overall</td><td>21 ¼</td><td>21 ¼</td><td>32</td></tr><tr><td>Seat</td><td>17 ¾</td><td>19</td><td>18 ½</td></tr><tr><th colspan="2">Upholstery</th><th colspan="2">Shipping</th></tr><tr><td>COM Ydg</td><td>1 ½</td><td>Ctn Wt</td><td>41</td></tr><tr><td>COL Sq Ft</td><td>27</td><td>Cu Ft</td><td>15</td></tr></table>	Dimensions	D	W	H	Overall	21 ¼	21 ¼	32	Seat	17 ¾	19	18 ½	Upholstery		Shipping		COM Ydg	1 ½	Ctn Wt	41	COL Sq Ft	27	Cu Ft	15	All Plastic \$1,333 COM \$1,703 A \$1,721 B \$1,756 COL/C \$1,819 D \$1,898 E \$1,979 F \$2,102 G \$2,233 H \$2,375 I \$2,595 J \$2,860 L1 \$2,260 L2 \$2,419
	Dimensions	D	W	H																							
Overall	21 ¼	21 ¼	32																								
Seat	17 ¾	19	18 ½																								
Upholstery		Shipping																									
COM Ydg	1 ½	Ctn Wt	41																								
COL Sq Ft	27	Cu Ft	15																								

Description	① Model	Specifications				List Price Per Grade	
Armless Stack Chair - Wood Back/Upholstered Seat	<b>KN3003WU</b> <ul style="list-style-type: none"><li>• stacks six high</li><li>• standard maple veneer back available in maple finishes</li><li>• optional walnut veneer back available in walnut finishes; add \$30 list</li><li>• optional essentials veneer - horizontal; add \$32 list</li><li>• optional handle cut out; add \$22 list</li><li>• linking bracket available, order separately, see page <a href="#">KN33</a></li><li>• passes a 500 lb load rating test</li><li>• wall saver</li></ul>	<b>Dimensions</b>	<b>D</b>	<b>W</b>	<b>H</b>	<b>COM</b>	<b>\$858</b>
		Overall	21 ¼	21 ¼	32	<b>A</b>	<b>\$868</b>
		Seat	17 ¾	19	18 ½	<b>B</b>	<b>\$886</b>
		<b>Upholstery</b>	<b>Shipping</b>			<b>COL/C</b>	<b>\$916</b>
		COM Ydg	¾	Ctn Wt	16	<b>D</b>	<b>\$957</b>
		COL Sq Ft	14	Cu Ft	11	<b>E</b>	<b>\$996</b>
						<b>F</b>	<b>\$1,058</b>
						<b>G</b>	<b>\$1,125</b>
						<b>H</b>	<b>\$1,195</b>
						<b>I</b>	<b>\$1,305</b>
						<b>J</b>	<b>\$1,438</b>
						<b>L1</b>	<b>\$1,137</b>
						<b>L2</b>	<b>\$1,216</b>

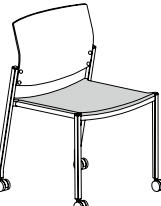

	<b>KN3003WU-3</b> <ul style="list-style-type: none"><li>• sets of 3 packaged together - must have all same options</li><li>• stacks six high</li><li>• standard maple veneer back available in maple finishes</li><li>• optional walnut veneer back available in walnut finishes; add \$90 list</li><li>• optional essentials veneer - horizontal; add \$96 list</li><li>• optional handle cut out; add \$66 list</li><li>• linking bracket available, order separately, see page <a href="#">KN33</a></li><li>• passes a 500 lb load rating test</li><li>• wall saver</li></ul>	<b>Dimensions</b>	<b>D</b>	<b>W</b>	<b>H</b>	<b>COM</b>	<b>\$2,170</b>
		Overall	21 ¼	21 ¼	32	<b>A</b>	<b>\$2,190</b>
		Seat	17 ¾	19	18 ½	<b>B</b>	<b>\$2,225</b>
		<b>Upholstery</b>	<b>Shipping</b>			<b>COL/C</b>	<b>\$2,286</b>
		COM Ydg	1 ½	Ctn Wt	44	<b>D</b>	<b>\$2,365</b>
		COL Sq Ft	27	Cu Ft	15	<b>E</b>	<b>\$2,446</b>
						<b>F</b>	<b>\$2,570</b>
						<b>G</b>	<b>\$2,700</b>
						<b>H</b>	<b>\$2,843</b>
						<b>I</b>	<b>\$3,063</b>
						<b>J</b>	<b>\$3,329</b>
						<b>L1</b>	<b>\$2,727</b>
						<b>L2</b>	<b>\$2,888</b>

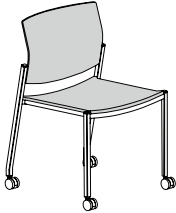
**To Order, Specify:**

- ① Model Number
- ② Fabric Selection - vendor, pattern and color  
Visit [www.jsifurniture.com/finishes-and-materials/textiles](http://www.jsifurniture.com/finishes-and-materials/textiles) for our textiles program.  
See selection of standard and graded in manufacturers and patterns.
- ③ Plastic Color or Wood Finish - [See Plastic Color or Wood Finish Options](#)
  - a. Plastic Back - standard
  - b. Maple Back - standard
  - c. Walnut Back - add \$30 list per back
  - d. Essentials Veneer - Horizontal - add \$32 list per back
- ④ Handle Cut Out - add \$22 list per veneer back
- ⑦ Metal Frame Finish - [See Metal Frame Options](#)

Knox

C  
O  
K  
C  
0  
0  
2  
0  
5

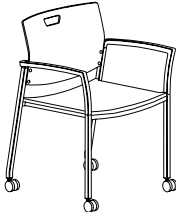
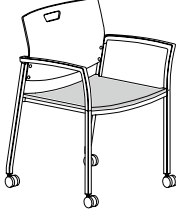
Description	① Model	Specifications	List Price Per Grade																									
Armless Stack Chair with Casters - Wood Back/Upholstered Seat 	KN3003WUC <ul style="list-style-type: none"><li>stacks six high</li><li>standard maple veneer back available in maple finishes</li><li>optional walnut veneer back available in walnut finishes; add \$30 list</li><li>optional essentials veneer - horizontal; add \$32 list</li><li>optional handle cut out; add \$22 list</li><li>wall saver</li></ul>	<table><tr><th>Dimensions</th><th>D</th><th>W</th><th>H</th></tr><tr><td>Overall</td><td>21 ¼</td><td>21 ¼</td><td>32</td></tr><tr><td>Seat</td><td>17 ¾</td><td>19</td><td>18 ½</td></tr><tr><th colspan="2">Upholstery</th><th colspan="2">Shipping</th></tr><tr><td>COM Ydg</td><td>¾</td><td>Ctn Wt</td><td>16</td></tr><tr><td>COL Sq Ft</td><td>14</td><td>Cu Ft</td><td>11</td></tr></table>	Dimensions	D	W	H	Overall	21 ¼	21 ¼	32	Seat	17 ¾	19	18 ½	Upholstery		Shipping		COM Ydg	¾	Ctn Wt	16	COL Sq Ft	14	Cu Ft	11	COM \$881 A \$889 B \$908 COL/C \$937 D \$978 E \$1,017 F \$1,080 G \$1,144 H \$1,216 I \$1,327 J \$1,459 L1 \$1,159 L2 \$1,238	
		Dimensions	D	W	H																							
		Overall	21 ¼	21 ¼	32																							
		Seat	17 ¾	19	18 ½																							
		Upholstery		Shipping																								
		COM Ydg	¾	Ctn Wt	16																							
		COL Sq Ft	14	Cu Ft	11																							
		KN3003WUC-3 <ul style="list-style-type: none"><li>sets of 3 packaged together - must have all same options</li><li>stacks six high</li><li>standard maple veneer back available in maple finishes</li><li>optional walnut veneer back available in walnut finishes; add \$90 list</li><li>optional essentials veneer - horizontal; add \$96 list</li><li>optional handle cut out; add \$66 list</li><li>wall saver</li></ul>	<table><tr><th>Dimensions</th><th>D</th><th>W</th><th>H</th></tr><tr><td>Overall</td><td>21 ¼</td><td>21 ¼</td><td>32</td></tr><tr><td>Seat</td><td>17 ¾</td><td>19</td><td>18 ½</td></tr><tr><th colspan="2">Upholstery</th><th colspan="2">Shipping</th></tr><tr><td>COM Ydg</td><td>1 ½</td><td>Ctn Wt</td><td>44</td></tr><tr><td>COL Sq Ft</td><td>27</td><td>Cu Ft</td><td>15</td></tr></table>	Dimensions	D	W	H	Overall	21 ¼	21 ¼	32	Seat	17 ¾	19	18 ½	Upholstery		Shipping		COM Ydg	1 ½	Ctn Wt	44	COL Sq Ft	27	Cu Ft	15	COM \$2,228 A \$2,247 B \$2,281 COL/C \$2,344 D \$2,423 E \$2,503 F \$2,626 G \$2,758 H \$2,899 I \$3,119 J \$3,384 L1 \$2,784 L2 \$2,943
			Dimensions	D	W	H																						
			Overall	21 ¼	21 ¼	32																						
Seat	17 ¾		19	18 ½																								
Upholstery			Shipping																									
COM Ydg	1 ½		Ctn Wt	44																								
COL Sq Ft	27		Cu Ft	15																								
Armless Stack Chair - All Upholstered 	KN3003UU <ul style="list-style-type: none"><li>stacks six high</li><li>multiple fabrics, see page <a href="#">KN5</a></li><li>linking bracket available, order separately, see page <a href="#">KN33</a></li><li>passes a 500 lb load rating test</li><li>wall saver</li></ul>		<table><tr><th>Dimensions</th><th>D</th><th>W</th><th>H</th></tr><tr><td>Overall</td><td>21 ¼</td><td>21 ¼</td><td>32</td></tr><tr><td>Seat</td><td>17 ¾</td><td>19</td><td>18 ½</td></tr><tr><th colspan="2">Upholstery</th><th colspan="2">Shipping</th></tr><tr><td>COM Ydg</td><td>1 ¼</td><td>Ctn Wt</td><td>17</td></tr><tr><td>COL Sq Ft</td><td>23</td><td>Cu Ft</td><td>11</td></tr></table>	Dimensions	D	W	H	Overall	21 ¼	21 ¼	32	Seat	17 ¾	19	18 ½	Upholstery		Shipping		COM Ydg	1 ¼	Ctn Wt	17	COL Sq Ft	23	Cu Ft	11	COM \$784 A \$799 B \$827 COL/C \$881 D \$946 E \$1,013 F \$1,115 G \$1,226 H \$1,342 I \$1,526 J \$1,747 L1 \$1,248 L2 \$1,380
			Dimensions	D	W	H																						
			Overall	21 ¼	21 ¼	32																						
		Seat	17 ¾	19	18 ½																							
		Upholstery		Shipping																								
		COM Ydg	1 ¼	Ctn Wt	17																							
		COL Sq Ft	23	Cu Ft	11																							
		KN3003UU-3 <ul style="list-style-type: none"><li>sets of 3 packaged together - must have all same options</li><li>stacks six high</li><li>multiple fabrics, see page <a href="#">KN5</a></li><li>linking bracket available, order separately, see page <a href="#">KN33</a></li><li>passes a 500 lb load rating test</li><li>wall saver</li></ul>	<table><tr><th>Dimensions</th><th>D</th><th>W</th><th>H</th></tr><tr><td>Overall</td><td>21 ¼</td><td>21 ¼</td><td>32</td></tr><tr><td>Seat</td><td>17 ¾</td><td>19</td><td>18 ½</td></tr><tr><th colspan="2">Upholstery</th><th colspan="2">Shipping</th></tr><tr><td>COM Ydg</td><td>2 ¾</td><td>Ctn Wt</td><td>47</td></tr><tr><td>COL Sq Ft</td><td>50</td><td>Cu Ft</td><td>15</td></tr></table>	Dimensions	D	W	H	Overall	21 ¼	21 ¼	32	Seat	17 ¾	19	18 ½	Upholstery		Shipping		COM Ydg	2 ¾	Ctn Wt	47	COL Sq Ft	50	Cu Ft	15	COM \$1,999 A \$2,033 B \$2,097 COL/C \$2,210 D \$2,356 E \$2,503 F \$2,727 G \$2,970 H \$3,229 I \$3,633 J \$4,119 L1 \$3,019 L2 \$3,310
			Dimensions	D	W	H																						
			Overall	21 ¼	21 ¼	32																						
Seat	17 ¾		19	18 ½																								
Upholstery			Shipping																									
COM Ydg	2 ¾		Ctn Wt	47																								
COL Sq Ft	50		Cu Ft	15																								

Description	① Model	Specifications	List Price Per Grade
<b>Armless Stack Chair with Casters - All Upholstered</b>  	<b>KN3003UUC</b> • stacks six high • multiple fabrics, see page <a href="#">KN5</a> • wall saver	<b>Dimensions</b>	COM \$787
		Overall 21 ¼ 21 ¼ 32	A \$802
		Seat 17 ¾ 19 18 ½	B \$830
		<b>Upholstery</b>	COL/C \$883
		<b>Shipping</b>	D \$948
		COM Ydg 1 ¼ Ctn Wt 17	E \$1,015
		COL Sq Ft 23 Cu Ft 11	F \$1,117
			G \$1,228
			H \$1,345
			I \$1,529
	<b>KN3003UUC-3</b> • sets of 3 packaged together - must have all same options • stacks six high • multiple fabrics, see page <a href="#">KN5</a> • wall saver	<b>Dimensions</b>	COM \$2,054
		Overall 21 ¼ 21 ¼ 32	A \$2,086
		Seat 17 ¾ 19 18 ½	B \$2,152
		<b>Upholstery</b>	COL/C \$2,264
		<b>Shipping</b>	D \$2,409
		COM Ydg 2 ¾ Ctn Wt 47	E \$2,556
		COL Sq Ft 50 Cu Ft 15	F \$2,782
			G \$3,023
			H \$3,283
			I \$3,688
			J \$4,173
			L1 \$3,074
			L2 \$3,365

**To Order, Specify:**

- ① Model Number
- ② Fabric Selection - vendor, pattern and color  
Visit [www.jsifurniture.com/finishes-and-materials/textiles](http://www.jsifurniture.com/finishes-and-materials/textiles) for our textiles program.  
See selection of standard and graded in manufacturers and patterns.
- ③ Plastic Color or Wood Finish - [See Plastic Color or Wood Finish Options](#)
  - a. Plastic Back - standard
  - b. Maple Back - standard
  - c. Walnut Back - add \$30 list per back
  - d. Essentials Veneer - Horizontal - add \$32 list per back
- ④ Handle Cut Out - add \$22 list per veneer back
- ⑦ Metal Frame Finish - [See Metal Frame Options](#)

Description	Model	Specifications				List Price Per Grade	
Flared Arm Stack Chair	<b>KN3001PPF - All Plastic</b> <b>KN3001PUF - Seat Uph.</b> <ul style="list-style-type: none"><li>· stacks six high</li><li>· maple wood trim arm caps available on standard nylon arms; add \$195</li><li>· passes a 500 lb load rating test</li><li>· wall saver</li></ul>	Dimensions	D	W	H	All Plastic	\$592
		Overall	21 ¼	24 ⅞	32	COM	\$734
		Seat	17 ¾	21 ½	18 ½	A	\$744
		Arm			26 ⅝	B	\$761
		Upholstery		Shipping		COL/C	\$792
		COM Ydg	¾	Ctn Wt	16	D	\$832
		COL Sq Ft	14	Cu Ft	12	E	\$872
						F	\$934
						G	\$999
						H	\$1,070
						I	\$1,180
						J	\$1,312
						L1	\$1,013
						L2	\$1,091
uph. seat	<b>KN3001PPF-3 - All Plastic</b> <b>KN3001PUF-3 - Seat Uph.</b> <ul style="list-style-type: none"><li>· sets of 3 packaged together - must have all same options</li><li>· stacks six high</li><li>· maple wood trim arm caps available on standard nylon arms; add \$292</li><li>· passes a 500 lb load rating test</li><li>· wall saver</li></ul>	Dimensions	D	W	H	All Plastic	\$1,539
		Overall	21 ¼	24 ⅞	32	COM	\$1,910
		Seat	17 ¾	21 ½	18 ½	A	\$1,930
		Arm			26 ⅝	B	\$1,963
		Upholstery		Shipping		COL/C	\$2,025
		COM Ydg	1 ½	Ctn Wt	44	D	\$2,105
		COL Sq Ft	27	Cu Ft	16	E	\$2,185
						F	\$2,308
						G	\$2,439
						H	\$2,581
						I	\$2,801
						J	\$3,066
						L1	\$2,467
						L2	\$2,626

Description	Model	Specifications	List Price Per Grade																												
<b>Flared Arm Stack Chair with Casters</b>   plastic seat	<b>KN3001PPFC - All Plastic</b> <b>KN3001PUFC - Seat Uph.</b> <ul style="list-style-type: none"> <li>stacks six high</li> <li>maple wood trim arm caps available on standard nylon arms; add \$195 list</li> <li>wall saver</li> </ul>	<table> <tr> <th>Dimensions</th><th>D</th><th>W</th><th>H</th></tr> <tr> <td>Overall</td><td>21 ¼</td><td>24 ⅝</td><td>32</td></tr> <tr> <td>Seat</td><td>17 ¾</td><td>21 ½</td><td>18 ½</td></tr> <tr> <td>Arm</td><td></td><td></td><td>26 ⅝</td></tr> <tr> <th colspan="2">Upholstery</th><th colspan="2">Shipping</th></tr> <tr> <td>COM Ydg</td><td>¾</td><td>Ctn Wt</td><td>16</td></tr> <tr> <td>COL Sq Ft</td><td>14</td><td>Cu Ft</td><td>12</td></tr> </table>	Dimensions	D	W	H	Overall	21 ¼	24 ⅝	32	Seat	17 ¾	21 ½	18 ½	Arm			26 ⅝	Upholstery		Shipping		COM Ydg	¾	Ctn Wt	16	COL Sq Ft	14	Cu Ft	12	All Plastic \$614 COM \$755 A \$765 B \$783 COL/C \$813 D \$852 E \$893 F \$956 G \$1,020 H \$1,091 I \$1,202 J \$1,334 L1 \$1,035 L2 \$1,113
Dimensions	D	W	H																												
Overall	21 ¼	24 ⅝	32																												
Seat	17 ¾	21 ½	18 ½																												
Arm			26 ⅝																												
Upholstery		Shipping																													
COM Ydg	¾	Ctn Wt	16																												
COL Sq Ft	14	Cu Ft	12																												
 uph. seat	<b>KN3001PPFC-3 - All Plastic</b> <b>KN3001PUFC-3 - Seat Uph.</b> <ul style="list-style-type: none"> <li>sets of 3 packaged together - must have all same options</li> <li>stacks six high</li> <li>maple wood trim arm caps available on standard nylon arms; add \$292 list</li> <li>wall saver</li> </ul>	<table> <tr> <th>Dimensions</th><th>D</th><th>W</th><th>H</th></tr> <tr> <td>Overall</td><td>21 ¼</td><td>24 ⅝</td><td>32</td></tr> <tr> <td>Seat</td><td>17 ¾</td><td>21 ½</td><td>18 ½</td></tr> <tr> <td>Arm</td><td></td><td></td><td>26 ⅝</td></tr> <tr> <th colspan="2">Upholstery</th><th colspan="2">Shipping</th></tr> <tr> <td>COM Ydg</td><td>1 ½</td><td>Ctn Wt</td><td>44</td></tr> <tr> <td>COL Sq Ft</td><td>27</td><td>Cu Ft</td><td>16</td></tr> </table>	Dimensions	D	W	H	Overall	21 ¼	24 ⅝	32	Seat	17 ¾	21 ½	18 ½	Arm			26 ⅝	Upholstery		Shipping		COM Ydg	1 ½	Ctn Wt	44	COL Sq Ft	27	Cu Ft	16	All Plastic \$1,592 COM \$1,963 A \$1,983 B \$2,017 COL/C \$2,079 D \$2,158 E \$2,238 F \$2,361 G \$2,493 H \$2,636 I \$2,856 J \$3,120 L1 \$2,520 L2 \$2,679
Dimensions	D	W	H																												
Overall	21 ¼	24 ⅝	32																												
Seat	17 ¾	21 ½	18 ½																												
Arm			26 ⅝																												
Upholstery		Shipping																													
COM Ydg	1 ½	Ctn Wt	44																												
COL Sq Ft	27	Cu Ft	16																												

**To Order, Specify:**

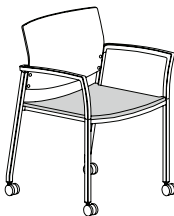
- ① Model Number
- ② Fabric Selection - vendor, pattern and color  
Visit [www.jsifurniture.com/finishes-and-materials/textiles](http://www.jsifurniture.com/finishes-and-materials/textiles) for our textiles program.  
See selection of standard and graded in manufacturers and patterns.
- ③ Plastic Color or Wood Finish - [See Plastic Color or Wood Finish Options](#)
  - a. Plastic Back - standard
  - b. Maple Back - standard
  - c. Walnut Back - add \$30 list per back
  - d. Essentials Veneer - Horizontal - add \$32 list per back
- ④ Handle Cut Out - add \$22 list per veneer back
- ⑦ Metal Frame Finish - [See Metal Frame Options](#)

Description	① Model	Specifications	List Price Per Grade																												
Flared Arm Stack Chair - Wood Back/Upholstered Seat	<b>KN3001WUF</b> <ul style="list-style-type: none"><li>• stacks six high</li><li>• standard maple veneer back available in maple finishes</li><li>• optional walnut veneer back available in walnut finishes; add \$30 list</li><li>• optional essentials veneer - horizontal; add \$32 list</li><li>• optional handle cut out; add \$22 list</li><li>• nylon arms available in matte black or arctic silver</li><li>• maple wood trim arm caps available on standard nylon arms; add \$195 list</li><li>• passes a 500 lb load rating test</li><li>• wall saver</li></ul>	<table><tr><th>Dimensions</th><th>D</th><th>W</th><th>H</th></tr><tr><td>Overall</td><td>21 ¼</td><td>24 ⅞</td><td>32</td></tr><tr><td>Seat</td><td>17 ¾</td><td>21 ½</td><td>18 ½</td></tr><tr><td>Arm</td><td></td><td></td><td>26 ⅝</td></tr><tr><th colspan="2">Upholstery</th><th colspan="2">Shipping</th></tr><tr><td>COM Ydg</td><td>¾</td><td>Ctn Wt</td><td>16</td></tr><tr><td>COL Sq Ft</td><td>14</td><td>Cu Ft</td><td>12</td></tr></table>	Dimensions	D	W	H	Overall	21 ¼	24 ⅞	32	Seat	17 ¾	21 ½	18 ½	Arm			26 ⅝	Upholstery		Shipping		COM Ydg	¾	Ctn Wt	16	COL Sq Ft	14	Cu Ft	12	COM \$951
		Dimensions	D	W	H																										
		Overall	21 ¼	24 ⅞	32																										
		Seat	17 ¾	21 ½	18 ½																										
		Arm			26 ⅝																										
		Upholstery		Shipping																											
		COM Ydg	¾	Ctn Wt	16																										
		COL Sq Ft	14	Cu Ft	12																										
		A \$961																													
		B \$978																													
COL/C \$1,009																															
D \$1,048																															
E \$1,089																															
F \$1,152																															
G \$1,216																															
H \$1,287																															
I \$1,398																															
J \$1,530																															
L1 \$1,230																															
L2 \$1,308																															

	<b>KN3001WUF-3</b> <ul style="list-style-type: none"><li>• sets of 3 packaged together - must have all same options</li><li>• stacks six high</li><li>• standard maple veneer back available in maple finishes</li><li>• optional walnut veneer back available in walnut finishes; add \$90 list</li><li>• optional essentials veneer - horizontal; add \$96 list</li><li>• optional handle cut out; add \$66 list</li><li>• nylon arms available in matte black or arctic silver</li><li>• maple wood trim arm caps available on standard nylon arms; add \$292 list</li><li>• passes a 500 lb load rating test</li><li>• wall saver</li></ul>	<table><tr><th>Dimensions</th><th>D</th><th>W</th><th>H</th></tr><tr><td>Overall</td><td>21 ¼</td><td>24 ⅞</td><td>32</td></tr><tr><td>Seat</td><td>17 ¾</td><td>21 ½</td><td>18 ½</td></tr><tr><td>Arm</td><td></td><td></td><td>26 ⅝</td></tr><tr><th colspan="2">Upholstery</th><th colspan="2">Shipping</th></tr><tr><td>COM Ydg</td><td>1 ½</td><td>Ctn Wt</td><td>44</td></tr><tr><td>COL Sq Ft</td><td>27</td><td>Cu Ft</td><td>16</td></tr></table>	Dimensions	D	W	H	Overall	21 ¼	24 ⅞	32	Seat	17 ¾	21 ½	18 ½	Arm			26 ⅝	Upholstery		Shipping		COM Ydg	1 ½	Ctn Wt	44	COL Sq Ft	27	Cu Ft	16	COM \$2,408
		Dimensions	D	W	H																										
		Overall	21 ¼	24 ⅞	32																										
		Seat	17 ¾	21 ½	18 ½																										
		Arm			26 ⅝																										
		Upholstery		Shipping																											
		COM Ydg	1 ½	Ctn Wt	44																										
		COL Sq Ft	27	Cu Ft	16																										
		A \$2,428																													
		B \$2,462																													
COL/C \$2,524																															
D \$2,603																															
E \$2,683																															
F \$2,807																															
G \$2,938																															
H \$3,081																															
I \$3,301																															
J \$3,566																															
L1 \$2,965																															
L2 \$3,125																															


KNOX




Description	① Model	Specifications	List Price Per Grade		
Flared Arm Chair with Casters - Wood Back/Upholstered Seat	KN3001WUFC	<div><div>Dimensions</div><div>D</div><div>W</div><div>H</div></div> <div>Overall21 ¼24 ⅞32</div> <div>Seat17 ¾21 ½18 ½</div> <div>Arm26 ⅝</div> <div><div>Upholstery</div><div>Shipping</div></div> <div>COM Ydg¾Ctn Wt16</div> <div>COL Sq Ft14Cu Ft12</div>	COM \$971		
			A \$981		
	<ul style="list-style-type: none"><li>stacks six high</li><li>standard maple veneer back available in maple finishes</li><li>optional walnut veneer back available in walnut finishes; add \$30 list</li><li>optional essentials veneer - horizontal; add \$32 list</li><li>optional handle cut out; add \$22 list</li><li>maple wood trim arm caps available on standard nylon arms; add \$195 list</li><li>wall saver</li></ul>		B \$998		
			COL/C \$1,030		
			D \$1,069		
			E \$1,110		
			F \$1,170		
			G \$1,237		
			H \$1,307		
			I \$1,418		
			J \$1,550		
			L1 \$1,250		
			L2 \$1,329		
			KN3001WUFC-3	<div><div>Dimensions</div><div>D</div><div>W</div><div>H</div></div> <div>Overall21 ¼24 ⅞32</div> <div>Seat17 ¾21 ½18 ½</div> <div>Arm26 ⅝</div> <div><div>Upholstery</div><div>Shipping</div></div> <div>COM Ydg1 ½Ctn Wt44</div> <div>COL Sq Ft27Cu Ft16</div>	COM \$2,463
			<ul style="list-style-type: none"><li>sets of 3 packaged together - must have all same options</li><li>stacks six high</li><li>standard maple veneer back available in maple finishes</li><li>optional walnut veneer back available in walnut finishes; add \$90 list</li><li>optional essentials veneer - horizontal; add \$96 list</li><li>optional handle cut out; add \$66 list</li><li>nylon arms available in matte black or arctic silver</li><li>maple wood trim arm caps available on standard nylon arms; add \$292 list</li><li>wall saver</li></ul>		A \$2,482
B \$2,518					
COL/C \$2,578					
D \$2,657					
E \$2,738					
F \$2,862					
G \$2,992					
H \$3,135					
I \$3,355					
J \$3,621					
L1 \$3,019					
L2 \$3,180					

**To Order, Specify:**

- ① Model Number
- ② Fabric Selection - vendor, pattern and color  
Visit [www.jsifurniture.com/finishes-and-materials/textiles](http://www.jsifurniture.com/finishes-and-materials/textiles) for our textiles program.  
See selection of standard and graded in manufacturers and patterns.
- ③ Plastic Color or Wood Finish - [See Plastic Color or Wood Finish Options](#)
  - a. Plastic Back - standard
  - b. Maple Back - standard
  - c. Walnut Back - add \$30 list per back
  - d. Essentials Veneer - Horizontal - add \$32 list per back
- ④ Handle Cut Out - add \$22 list per veneer back
- ⑦ Metal Frame Finish - [See Metal Frame Options](#)

Description	① Model	Specifications				List Price Per Grade	
Flared Arm Stack Chair - All Upholstered 	<b>KN3001UUF</b> <ul style="list-style-type: none"><li>· stacks six high</li><li>· nylon arms available in matte black or arctic silver</li><li>· maple wood trim arm caps available on standard nylon arms; add \$195 list</li><li>· multiple fabrics, see page <a href="#">KN5</a></li><li>· passes a 500 lb load rating test</li><li>· wall saver</li></ul>	Dimensions	D	W	H	COM	\$878
		Overall	21 ¼	24 ⅞	32	A	\$894
		Seat	17 ¾	21 ½	18 ½	B	\$922
		Arm			26 ⅝	COL/C	\$974
		Upholstery		Shipping		D	\$1,041
		COM Ydg	1 ¼	Ctn Wt	18	E	\$1,109
		COL Sq Ft	23	Cu Ft	12	F	\$1,210
						G	\$1,322
						H	\$1,438
						I	\$1,621
	<b>KN3001UUF-3</b> <ul style="list-style-type: none"><li>· sets of 3 packaged together - must have all same options</li><li>· stacks six high</li><li>· nylon arms available in matte black or arctic silver</li><li>· maple wood trim arm caps available on standard nylon arms; add \$292 list</li><li>· multiple fabrics, see page <a href="#">KN5</a></li><li>· passes a 500 lb load rating test</li><li>· wall saver</li></ul>	Dimensions	D	W	H	COM	\$2,265
		Overall	21 ¼	24 ⅞	32	A	\$2,299
		Seat	17 ¾	21 ½	18 ½	B	\$2,362
		Arm			26 ⅝	COL/C	\$2,476
		Upholstery		Shipping		D	\$2,621
		COM Ydg	2 ¾	Ctn Wt	50	E	\$2,768
		COL Sq Ft	50	Cu Ft	16	F	\$2,992
						G	\$3,235
						H	\$3,495
						I	\$3,900
						J	\$4,384
						L1	\$3,286
						L2	\$3,577

KNOX



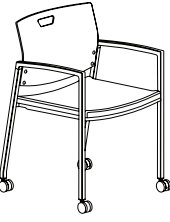

Description	① Model	Specifications				List Price Per Grade		
Flared Arm Stack Chair with Casters - All Upholstered	<div></div> <div><b>KN3001UUFC</b><ul style="list-style-type: none"><li>stacks six high</li><li>nylon arms available in matte black or arctic silver</li><li>maple wood trim arm caps available on standard nylon arms; add \$195 list</li><li>multiple fabrics, see page <a href="#">KN5</a></li><li>wall saver</li></ul></div>	<b>Dimensions</b>		<b>D</b>	<b>W</b>	<b>H</b>	<b>COM</b>	<b>\$895</b>
		Overall		21 ¼	24 ⅞	32	<b>A</b>	<b>\$913</b>
		Seat		17 ¾	21 ½	18 ½	<b>B</b>	<b>\$940</b>
		Arm				26 ⅝	<b>COL/C</b>	<b>\$993</b>
		<b>Upholstery</b>		<b>Shipping</b>			<b>D</b>	<b>\$1,058</b>
		COM Ydg		1 ¼	Ctn Wt	18	<b>E</b>	<b>\$1,126</b>
		COL Sq Ft		23	Cu Ft	12	<b>F</b>	<b>\$1,227</b>
							<b>G</b>	<b>\$1,338</b>
							<b>H</b>	<b>\$1,455</b>
							<b>I</b>	<b>\$1,639</b>
					<b>J</b>	<b>\$1,861</b>		
					<b>L1</b>	<b>\$1,360</b>		
					<b>L2</b>	<b>\$1,493</b>		
	<div><b>KN3001UUFC-3</b><ul style="list-style-type: none"><li>sets of 3 packaged together - must have all same options</li><li>stacks six high</li><li>nylon arms available in matte black or arctic silver</li><li>maple wood trim arm caps available on standard nylon arms; add \$292 list</li><li>multiple fabrics, see page <a href="#">KN5</a></li><li>wall saver</li></ul></div>	<b>Dimensions</b>		<b>D</b>	<b>W</b>	<b>H</b>	<b>COM</b>	<b>\$2,319</b>
		Overall		21 ¼	24 ⅞	32	<b>A</b>	<b>\$2,352</b>
		Seat		17 ¾	21 ½	18 ½	<b>B</b>	<b>\$2,417</b>
		Arm				26 ⅝	<b>COL/C</b>	<b>\$2,529</b>
		<b>Upholstery</b>		<b>Shipping</b>			<b>D</b>	<b>\$2,675</b>
		COM Ydg		2 ¾	Ctn Wt	50	<b>E</b>	<b>\$2,821</b>
		COL Sq Ft		50	Cu Ft	16	<b>F</b>	<b>\$3,047</b>
							<b>G</b>	<b>\$3,289</b>
							<b>H</b>	<b>\$3,548</b>
							<b>I</b>	<b>\$3,954</b>
					<b>J</b>	<b>\$4,438</b>		
					<b>L1</b>	<b>\$3,339</b>		
					<b>L2</b>	<b>\$3,630</b>		

**To Order, Specify:**

- ① Model Number
- ② Fabric Selection - vendor, pattern and color  
Visit [www.jsifurniture.com/finishes-and-materials/textiles](http://www.jsifurniture.com/finishes-and-materials/textiles) for our textiles program.  
See selection of standard and graded in manufacturers and patterns.
- ③ Plastic Color or Wood Finish - [See Plastic Color or Wood Finish Options](#)
  - a. Plastic Back - standard
  - b. Maple Back - standard
  - c. Walnut Back - add \$30 list per back
  - d. Essentials Veneer - Horizontal - add \$32 list per back
- ④ Handle Cut Out - add \$22 list per veneer back
- ⑦ Metal Frame Finish - [See Metal Frame Options](#)

Knox

C  
O  
K  
C  
0  
0  
2  
0  
5

Description	Model	Specifications	List Price Per Grade																												
Straight Arm Chair	KN3001PPS - All Plastic KN3001PUS - Seat Uph.	<table><tr><th>Dimensions</th><th>D</th><th>W</th><th>H</th></tr><tr><td>Overall</td><td>21 ¼</td><td>21 ¼</td><td>32</td></tr><tr><td>Seat</td><td>17 ¾</td><td>19 ¾</td><td>18 ½</td></tr><tr><td>Arm</td><td colspan="3">26 ⅝</td></tr><tr><th colspan="2">Upholstery</th><th colspan="2">Shipping</th></tr><tr><td>COM Ydg</td><td>¾</td><td>Ctn Wt</td><td>16</td></tr><tr><td>COL Sq Ft</td><td>14</td><td>Cu Ft</td><td>11</td></tr></table>	Dimensions	D	W	H	Overall	21 ¼	21 ¼	32	Seat	17 ¾	19 ¾	18 ½	Arm	26 ⅝			Upholstery		Shipping		COM Ydg	¾	Ctn Wt	16	COL Sq Ft	14	Cu Ft	11	All Plastic \$590 COM \$731 A \$742 B \$760 COL/C \$791 D \$830 E \$871 F \$932 G \$998 H \$1,069 I \$1,179 J \$1,311 L1 \$1,011 L2 \$1,090
Dimensions	D	W	H																												
Overall	21 ¼	21 ¼	32																												
Seat	17 ¾	19 ¾	18 ½																												
Arm	26 ⅝																														
Upholstery		Shipping																													
COM Ydg	¾	Ctn Wt	16																												
COL Sq Ft	14	Cu Ft	11																												
	KN3001PPS plastic seat																														
	KN3001PUS uph. seat																														
Straight Arm Chair with Casters	KN3001PPSC - All Plastic KN3001PUSC - Seat Uph.	<table><tr><th>Dimensions</th><th>D</th><th>W</th><th>H</th></tr><tr><td>Overall</td><td>21 ¼</td><td>21 ¼</td><td>32</td></tr><tr><td>Seat</td><td>17 ¾</td><td>19 ¾</td><td>18 ½</td></tr><tr><td>Arm</td><td colspan="3">26 ⅝</td></tr><tr><th colspan="2">Upholstery</th><th colspan="2">Shipping</th></tr><tr><td>COM Ydg</td><td>¾</td><td>Ctn Wt</td><td>16</td></tr><tr><td>COL Sq Ft</td><td>14</td><td>Cu Ft</td><td>11</td></tr></table>	Dimensions	D	W	H	Overall	21 ¼	21 ¼	32	Seat	17 ¾	19 ¾	18 ½	Arm	26 ⅝			Upholstery		Shipping		COM Ydg	¾	Ctn Wt	16	COL Sq Ft	14	Cu Ft	11	All Plastic \$612 COM \$754 A \$763 B \$781 COL/C \$812 D \$851 E \$892 F \$954 G \$1,019 H \$1,090 I \$1,201 J \$1,333 L1 \$1,033 L2 \$1,112
Dimensions	D	W	H																												
Overall	21 ¼	21 ¼	32																												
Seat	17 ¾	19 ¾	18 ½																												
Arm	26 ⅝																														
Upholstery		Shipping																													
COM Ydg	¾	Ctn Wt	16																												
COL Sq Ft	14	Cu Ft	11																												
	KN3001PPSC plastic seat																														
	KN3003PUC uph. seat																														

Description	① Model	Specifications	List Price Per Grade																														
Straight Arm Chair - Wood Back/Upholstered Seat	KN3001WUS <ul style="list-style-type: none"><li>• non-stacking</li><li>• standard maple veneer back available in maple finishes</li><li>• optional walnut veneer back available in walnut finishes; add \$30 list</li><li>• optional essentials veneer - horizontal; add \$32 list</li><li>• optional handle cut out; add \$22 list</li><li>• maple wood trim arm caps available on standard nylon arms; add \$195 list</li><li>• linking bracket available, order separately, see page <a href="#">KN33</a></li><li>• passes a 500 lb load rating test</li><li>• wall saver</li></ul>	<table><tr><th>Dimensions</th><th>D</th><th>W</th><th>H</th></tr><tr><td>Overall</td><td>21 ¼</td><td>21 ¼</td><td>32</td></tr><tr><td>Seat</td><td>17 ¾</td><td>19 ¾</td><td>18 ½</td></tr><tr><td>Arm</td><td colspan="3">26 ⅝</td></tr><tr><th>Upholstery</th><th colspan="3">Shipping</th></tr><tr><td>COM Ydg</td><td>¾</td><td>Ctn Wt</td><td>17</td></tr><tr><td>COL Sq Ft</td><td>14</td><td>Cu Ft</td><td>11</td></tr></table>	Dimensions	D	W	H	Overall	21 ¼	21 ¼	32	Seat	17 ¾	19 ¾	18 ½	Arm	26 ⅝			Upholstery	Shipping			COM Ydg	¾	Ctn Wt	17	COL Sq Ft	14	Cu Ft	11	COM \$950 A \$959 B \$976 COL/C \$1,008 D \$1,047 E \$1,088 F \$1,150 G \$1,215 H \$1,286 I \$1,397 J \$1,529 L1 \$1,228 L2 \$1,307		
		Dimensions	D	W	H																												
		Overall	21 ¼	21 ¼	32																												
		Seat	17 ¾	19 ¾	18 ½																												
		Arm	26 ⅝																														
		Upholstery	Shipping																														
		COM Ydg	¾	Ctn Wt	17																												
		COL Sq Ft	14	Cu Ft	11																												
		Straight Arm Chair with Casters - Wood Back/Upholstered Seat	KN3001WUSC <ul style="list-style-type: none"><li>• non-stacking</li><li>• standard maple veneer back available in maple finishes</li><li>• optional walnut veneer back available in walnut finishes; add \$30 list</li><li>• optional essentials veneer - horizontal; add \$32 list</li><li>• optional handle cut out; add \$22 list</li><li>• maple wood trim arm caps available on standard nylon arms; add \$195 list</li><li>• wall saver</li></ul>	<table><tr><th>Dimensions</th><th>D</th><th>W</th><th>H</th></tr><tr><td>Overall</td><td>21 ¼</td><td>21 ¼</td><td>32</td></tr><tr><td>Seat</td><td>17 ¾</td><td>19 ¾</td><td>18 ½</td></tr><tr><td>Arm</td><td colspan="3">26 ⅝</td></tr><tr><th>Upholstery</th><th colspan="3">Shipping</th></tr><tr><td>COM Ydg</td><td>¾</td><td>Ctn Wt</td><td>17</td></tr><tr><td>COL Sq Ft</td><td>14</td><td>Cu Ft</td><td>11</td></tr></table>	Dimensions	D	W	H	Overall	21 ¼	21 ¼	32	Seat	17 ¾	19 ¾	18 ½	Arm	26 ⅝			Upholstery	Shipping			COM Ydg	¾	Ctn Wt	17	COL Sq Ft	14	Cu Ft	11	COM \$983 A \$993 B \$1,010 COL/C \$1,041 D \$1,081 E \$1,121 F \$1,183 G \$1,249 H \$1,321 I \$1,429 J \$1,563 L1 \$1,262 L2 \$1,340
				Dimensions	D	W	H																										
Overall	21 ¼			21 ¼	32																												
Seat	17 ¾			19 ¾	18 ½																												
Arm	26 ⅝																																
Upholstery	Shipping																																
COM Ydg	¾			Ctn Wt	17																												
COL Sq Ft	14			Cu Ft	11																												

**To Order, Specify:**

- ① Model Number
- ② Fabric Selection - vendor, pattern and color  
Visit [www.jsifurniture.com/finishes-and-materials/textiles](http://www.jsifurniture.com/finishes-and-materials/textiles) for our textiles program.  
See selection of standard and graded in manufacturers and patterns.
- ③ Plastic Color or Wood Finish - [See Plastic Color or Wood Finish Options](#)
  - a. Plastic Back - standard
  - b. Maple Back - standard
  - c. Walnut Back - add \$30 list per back
  - d. Essentials Veneer - Horizontal - add \$32 list per back
- ④ Handle Cut Out - add \$22 list per veneer back
- ⑦ Metal Frame Finish - [See Metal Frame Options](#)





Description	D	W	H	CTN WT	CU FT	❶ Model	List Price Per Grade
Transport Cart	34	23 ¾	40 ¾	29	22	TC01	\$981




- 16 gauge steel tube
- 4" heavy duty casters
- only available in black
- stacks six armless or flared single chairs

**To Order, Specify:**

- ❶ Model Number
- ❷ Fabric Selection - vendor, pattern and color  
Visit [www.jsifurniture.com/finishes-and-materials/textiles](http://www.jsifurniture.com/finishes-and-materials/textiles) for our textiles program. See selection of standard and graded in manufacturers and patterns.
- ❸ Plastic Color or Wood Finish - [See Plastic Color or Wood Finish Options](#)
  - a. Plastic Back - standard
  - b. Maple Back - standard
  - c. Walnut Back - add \$30 list per back
  - d. Essentials Horizontal Grain - add \$32 list per back
- ❹ Handle Cut Out - add \$22 list per veneer back
- ❺ Metal Frame Finish - [See Metal Frame Options](#)

Description	① Model	Specifications	List Price Per Grade																														
Armless Bariatric Chair - All Upholstered 	<b>KN3053UU</b> <ul style="list-style-type: none"><li>· non-stacking</li><li>· meets or exceed BIFMA 5.11 large occupant standard</li><li>· passes a 500 lb load rating test</li><li>· multiple fabrics, see page <a href="#">KN5</a></li><li>· linking bracket available, order separately, see page <a href="#">KN33</a></li><li>· wall saver</li></ul>	<table><tr><th>Dimensions</th><th>D</th><th>W</th><th>H</th></tr><tr><td>Overall</td><td>21 ¼</td><td>32</td><td>32</td></tr><tr><td>Seat</td><td>17 ¾</td><td>30</td><td>18 ½</td></tr><tr><th colspan="2">Upholstery</th><th colspan="2">Shipping</th></tr><tr><td>COM Ydg</td><td>2</td><td>Ctn Wt</td><td>28</td></tr><tr><td>COL Sq Ft</td><td>44</td><td>Cu Ft</td><td>15</td></tr></table>	Dimensions	D	W	H	Overall	21 ¼	32	32	Seat	17 ¾	30	18 ½	Upholstery		Shipping		COM Ydg	2	Ctn Wt	28	COL Sq Ft	44	Cu Ft	15	COM \$1,222 A \$1,247 B \$1,292 COL/C \$1,376 D \$1,482 E \$1,588 F \$1,751 G \$1,930 H \$2,116 I \$2,411 J \$2,764 L1 \$1,963 L2 \$2,176						
		Dimensions	D	W	H																												
		Overall	21 ¼	32	32																												
		Seat	17 ¾	30	18 ½																												
		Upholstery		Shipping																													
		COM Ydg	2	Ctn Wt	28																												
		COL Sq Ft	44	Cu Ft	15																												
		Flared Bariatric Chair - All Upholstered 	<b>KN3051UUF</b> <ul style="list-style-type: none"><li>· non-stacking</li><li>· meets or exceed BIFMA 5.11 large occupant standard</li><li>· passes a 500 lb load rating test</li><li>· nylon arms available in matte black or arctic silver</li><li>· nylon arms available in matte black or arctic silver</li><li>· maple wood trim arm caps available on standard nylon arms; add \$195 list</li><li>· multiple fabrics, see page <a href="#">KN5</a></li><li>· wall saver</li></ul>	<table><tr><th>Dimensions</th><th>D</th><th>W</th><th>H</th></tr><tr><td>Overall</td><td>21 ¼</td><td>34 ¾</td><td>32</td></tr><tr><td>Seat</td><td>17 ¾</td><td>30</td><td>18 ½</td></tr><tr><td>Arm</td><td></td><td></td><td>26 ¾</td></tr><tr><th colspan="2">Upholstery</th><th colspan="2">Shipping</th></tr><tr><td>COM Ydg</td><td>2</td><td>Ctn Wt</td><td>29</td></tr><tr><td>COL Sq Ft</td><td>44</td><td>Cu Ft</td><td>16</td></tr></table>	Dimensions	D	W	H	Overall	21 ¼	34 ¾	32	Seat	17 ¾	30	18 ½	Arm			26 ¾	Upholstery		Shipping		COM Ydg	2	Ctn Wt	29	COL Sq Ft	44	Cu Ft	16	COM \$1,322 A \$1,345 B \$1,392 COL/C \$1,475 D \$1,581 E \$1,688 F \$1,851 G \$2,028 H \$2,216 I \$2,510 J \$2,863 L1 \$2,063 L2 \$2,275
				Dimensions	D	W	H																										
				Overall	21 ¼	34 ¾	32																										
Seat	17 ¾			30	18 ½																												
Arm					26 ¾																												
Upholstery				Shipping																													
COM Ydg	2			Ctn Wt	29																												
COL Sq Ft	44			Cu Ft	16																												
	<b>KN3051UUF-3</b> <ul style="list-style-type: none"><li>· sets of 3 packaged together - must have all same options</li><li>· non-stacking</li><li>· meets or exceed BIFMA 5.11 large occupant standard</li><li>· passes a 500 lb load rating test</li><li>· nylon arms available in matte black or arctic silver</li><li>· maple wood trim arm caps available on standard nylon arms; add \$292 list</li><li>· multiple fabrics, see page <a href="#">KN5</a></li><li>· wall saver</li></ul>			<table><tr><th>Dimensions</th><th>D</th><th>W</th><th>H</th></tr><tr><td>Overall</td><td>21 ¼</td><td>34 ¾</td><td>32</td></tr><tr><td>Seat</td><td>17 ¾</td><td>30</td><td>18 ½</td></tr><tr><td>Arm</td><td></td><td></td><td>26 ¾</td></tr><tr><th colspan="2">Upholstery</th><th colspan="2">Shipping</th></tr><tr><td>COM Ydg</td><td>5</td><td>Ctn Wt</td><td>81</td></tr><tr><td>COL Sq Ft</td><td>90</td><td>Cu Ft</td><td>20</td></tr></table>	Dimensions	D	W	H	Overall	21 ¼	34 ¾	32	Seat	17 ¾	30	18 ½	Arm			26 ¾	Upholstery		Shipping		COM Ydg	5	Ctn Wt	81	COL Sq Ft	90	Cu Ft	20	COM \$3,488 A \$3,548 B \$3,665 COL/C \$3,871 D \$4,135 E \$4,401 F \$4,813 G \$5,254 H \$5,724 I \$6,459 J \$7,343 L1 \$5,343 L2 \$5,871
				Dimensions	D	W	H																										
		Overall	21 ¼	34 ¾	32																												
		Seat	17 ¾	30	18 ½																												
		Arm			26 ¾																												
		Upholstery		Shipping																													
		COM Ydg	5	Ctn Wt	81																												
		COL Sq Ft	90	Cu Ft	20																												

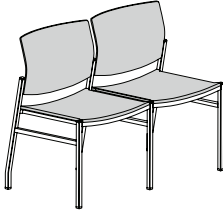


Description	① Model	Specifications				List Price Per Grade	
Straight Arm Bariatric Chair - All Upholstered  	KN3051UUS <ul style="list-style-type: none"><li>• non-stacking</li><li>• meets or exceed BIFMA 5.11 large occupant standard</li><li>• passes a 500 lb load rating test</li><li>• maple wood trim arm caps available on standard nylon arms; add \$195 list</li><li>• multiple fabrics, see page <a href="#">KN5</a></li><li>• linking bracket available, order separately, see page <a href="#">KN33</a></li><li>• wall saver</li></ul>	Dimensions	D	W	H	COM	\$1,322
		Overall	21 ¼	32	32	A	\$1,345
		Seat	17 ¾	30	18½	B	\$1,392
		Arm			26¾	COL/C	\$1,475
		Upholstery	Shipping			D	\$1,581
		COM Ydg	2	Ctn Wt	29	E	\$1,688
		COL Sq Ft	44	Cu Ft	15	F	\$1,851
						G	\$2,028
						H	\$2,216
						I	\$2,510
						J	\$2,863
						L1	\$2,063
						L2	\$2,275

**To Order, Specify:**

- ① Model Number
- ② Fabric Selection - vendor, pattern and color  
Visit [www.jsifurniture.com/finishes-and-materials/textiles](http://www.jsifurniture.com/finishes-and-materials/textiles) for our textiles program.  
See selection of standard and graded in manufacturers and patterns.
- ③ Metal Frame Finish - [See Metal Frame Options](#)


Description	① Model	Specifications				List Price Per Grade	
Armless Two Seat Unit	KN3092PP - All Plastic KN3092PU - Uph. Seat · shipped assembled · wall saver	Dimensions	D	W	H	All Plastic	\$1,043
		Overall	21 ¼	40 ⅝	32	COM	\$1,299
		Seat	17 ⅜	19	18 ½	A	\$1,307
		Upholstery	Shipping			B	\$1,326
		COM Ydg	¾	Ctn Wt	28	COL/C	\$1,356
		COL Sq Ft	14	Cu Ft	19	D	\$1,397
						E	\$1,435
						F	\$1,498
						G	\$1,565
						H	\$1,634
						I	\$1,745
						J	\$1,877
						L1	\$1,577
						L2	\$1,656
Armless Two Seat Unit - Wood Back/Uph. Seat	KN3092WU · shipped assembled · standard maple veneer back available in maple finishes · optional walnut veneer back available in walnut finishes; add \$60 list · optional essentials veneer - horizontal; add \$64 list · optional handle cut out; add \$44 list · wall saver	Dimensions	D	W	H	COM	\$1,621
		Overall	21 ¼	40 ⅝	32	A	\$1,630
		Seat	17 ⅜	19	18 ½	B	\$1,649
		Upholstery	Shipping			COL/C	\$1,678
		COM Ydg	¾	Ctn Wt	28	D	\$1,719
		COL Sq Ft	14	Cu Ft	19	E	\$1,760
						F	\$1,821
						G	\$1,888
						H	\$1,958
						I	\$2,068
						J	\$2,201
						L1	\$1,900
						L2	\$1,980

Description	① Model	Specifications				List Price Per Grade	
<b>Armless Two Seat Unit - All Upholstered</b>  	<b>KN3092UU</b> <ul style="list-style-type: none"> <li>shipped assembled</li> <li>multiple fabrics, see page <a href="#">KN5</a></li> <li>wall saver</li> </ul>	<b>Dimensions</b>	<b>D</b>	<b>W</b>	<b>H</b>	COM	\$1,607
		Overall	21 ¼	40 ⅝	32	A	\$1,630
		Seat	17 ¾	19	18 ½	B	\$1,677
		<b>Upholstery</b>	<b>Shipping</b>			COL/C	\$1,761
		COM Ydg	2	Ctn Wt	30	D	\$1,867
		COL Sq Ft	40	Cu Ft	19	E	\$1,973
						F	\$2,137
						G	\$2,313
						H	\$2,501
						I	\$2,796
						J	\$3,149
						L1	\$2,349
						L2	\$2,560

**To Order, Specify:**

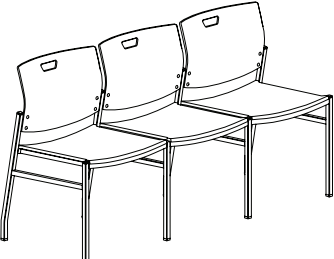
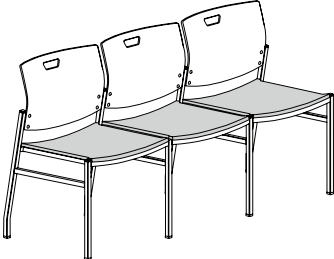
- ① Model Number
- ② Fabric Selection - vendor, pattern and color  
Visit [www.jsifurniture.com/finishes-and-materials/textiles](http://www.jsifurniture.com/finishes-and-materials/textiles) for our textiles program.  
See selection of standard and graded in manufacturers and patterns.
- ③ Plastic Color or Wood Finish - [See Plastic Color or Wood Finish Options](#)
  - a. Plastic Back - standard
  - b. Maple Back - standard
  - c. Walnut Back - add \$30 list per back
  - d. Essentials Veneer - Horizontal - add \$32 list per back
- ④ Handle Cut Out - add \$22 list per veneer back
- ⑦ Metal Frame Finish - [See Metal Frame Options](#)

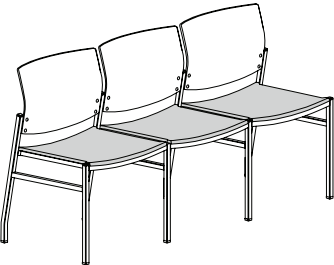


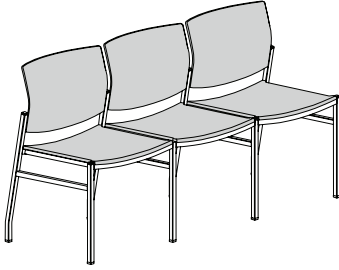
Description	① Model	Specifications				List Price Per Grade	
Straight Arm Two Seat Unit - All Upholstered  	KN3092UUS <ul style="list-style-type: none"><li>shipped assembled</li><li>maple wood trim arm caps available on standard nylon arms; add \$292 list</li><li>multiple fabrics, see page <a href="#">KN5</a></li><li>linking bracket available, order separately, see page <a href="#">KN33</a></li><li>wall saver</li></ul>	Dimensions	D	W	H	COM	\$1,744
		Overall	21 ¼	40 ⅝	32	A	\$1,771
		Seat	17 ⅜	19	18 ½	B	\$1,824
		Arm			26 ⅝	COL/C	\$1,916
		Upholstery	Shipping			D	\$2,036
		COM Ydg	2 ¼	Ctn Wt	36	E	\$2,155
		COL Sq Ft	45	Cu Ft	19	F	\$2,340
						G	\$2,539
						H	\$2,751
						I	\$3,081
						J	\$3,478
						L1	\$2,577
						L2	\$2,816

**To Order, Specify:**

- ① Model Number
- ② Fabric Selection - vendor, pattern and color  
Visit [www.jsifurniture.com/finishes-and-materials/textiles](http://www.jsifurniture.com/finishes-and-materials/textiles) for our textiles program.  
See selection of standard and graded in manufacturers and patterns.
- ③ Plastic Color or Wood Finish - [See Plastic Color or Wood Finish Options](#)
  - a. Plastic Back - standard
  - b. Maple Back - standard
  - c. Walnut Back - add \$30 list per back
  - d. Essentials Veneer - Horizontal - add \$32 list per back
- ④ Handle Cut Out - add \$22 list per veneer back
- ⑦ Metal Frame Finish - [See Metal Frame Options](#)

Description	Model	Specifications				List Price Per Grade
Armless Three Seat Unit	<b>KN3093PP - All Plastic</b> <b>KN3093PU - Uph. Seat</b> <ul style="list-style-type: none"><li>· shipped assembled</li><li>· wall saver</li></ul>	<b>Dimensions</b>	<b>D</b>	<b>W</b>	<b>H</b>	All Plastic \$1,530
		Overall	21 ¼	60	32	COM \$1,933
		Seat	17 ¾	19	18 ½	A \$1,948
		<b>Upholstery</b>		<b>Shipping</b>		B \$1,978
		COM Ydg	1 ¼	Ctn Wt	39	COL/C \$2,030
		COL Sq Ft	25	Cu Ft	28	D \$2,095
						E \$2,161
						F \$2,264
						G \$2,375
						H \$2,492
						I \$2,675
						J \$2,896
						L1 \$2,397
						L2 \$2,529
						
<b>KN3093PP</b> plastic seat						
<b>KN3093PU</b> uph. seat						

Armless Three Seat Unit - Wood Back/Upholstered Seat	<b>KN3093WU</b> <ul style="list-style-type: none"><li>· shipped assembled</li><li>· standard maple veneer back available in maple finishes</li><li>· optional walnut veneer back available in walnut finishes; add \$90 list</li><li>· optional essentials veneer - horizontal; add \$96 list</li><li>· optional handle cut out; add \$66 list</li><li>· wall saver</li></ul>	<b>Dimensions</b>	<b>D</b>	<b>W</b>	<b>H</b>	COM \$2,475
		Overall	21 ¼	60	32	A \$2,491
		Seat	17 ¾	19	18 ½	B \$2,519
		<b>Upholstery</b>		<b>Shipping</b>		COL/C \$2,571
		COM Ydg	1 ¼	Ctn Wt	39	D \$2,637
		COL Sq Ft	25	Cu Ft	28	E \$2,703
						F \$2,806
						G \$2,917
						H \$3,033
						I \$3,217
						J \$3,437
						L1 \$2,938
						L2 \$3,070

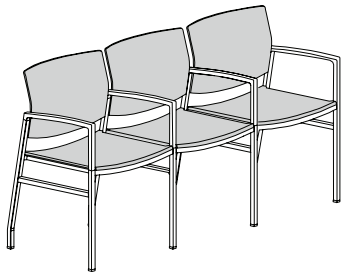
Description	① Model	Specifications				List Price Per Grade	
<b>Armless Three Seat Unit - All Upholstered</b> 	<b>KN3093UU</b> • shipped assembled • multiple fabrics, see page <a href="#">KN5</a> • wall saver	<b>Dimensions</b>	<b>D</b>	<b>W</b>	<b>H</b>	COM	\$2,398
		Overall	21 ¼	60	32	A	\$2,436
		Seat	17 ¾	19	18 ½	B	\$2,514
		<b>Upholstery</b>	<b>Shipping</b>			COL/C	\$2,647
		COM Ydg	3 ¼	Ctn Wt	42	D	\$2,819
		COL Sq Ft	65	Cu Ft	28	E	\$2,991
						F	\$3,259
						G	\$3,546
						H	\$3,850
						I	\$4,330
						J	\$4,903
						L1	\$3,603
						L2	\$3,946

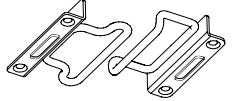
**To Order, Specify:**

- ① Model Number
- ② Fabric Selection - vendor, pattern and color  
Visit [www.jsifurniture.com/finishes-and-materials/textiles](http://www.jsifurniture.com/finishes-and-materials/textiles) for our textiles program.  
See selection of standard and graded in manufacturers and patterns.
- ③ Plastic Color or Wood Finish - [See Plastic Color or Wood Finish Options](#)
  - a. Plastic Back - standard
  - b. Maple Back - standard
  - c. Walnut Back - add \$30 list per back
  - d. Essentials Veneer - Horizontal - add \$32 list per back
- ④ Handle Cut Out - add \$22 list per veneer back
- ⑦ Metal Frame Finish - [See Metal Frame Options](#)





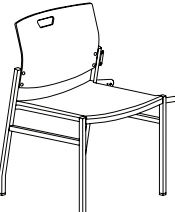

Description	① Model	Specifications				List Price Per Grade	
<b>Straight Arm Three Seat Unit - All Upholstered</b>  	<b>KN3093UUS</b> <ul style="list-style-type: none"> <li>shipped assembled</li> <li>maple wood trim arm caps available on standard nylon arms; add \$389 list</li> <li>multiple fabrics, see page <a href="#">KN5</a></li> <li>linking bracket available, order separately, see page <a href="#">KN33</a></li> <li>wall saver</li> </ul>	Dimensions	D	W	H	COM	\$2,579
		Overall	21 ¼	62	32	A	\$2,619
		Seat	17 ¾	19	18 ½	B	\$2,695
		Arm			26 ⅝	COL/C	\$2,828
		Upholstery		Shipping		D	\$3,002
		COM Ydg	3 ¼	Ctn Wt	51	E	\$3,175
		COL Sq Ft	65	Cu Ft	28	F	\$3,441
						G	\$3,727
						H	\$4,034
						I	\$4,513
						J	\$5,084
						L1	\$3,786
						L2	\$4,129

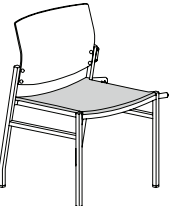
Description	D	W	H	CTN WT	CU FT	① Model	List Price
<b>Linking Bracket</b>  				1	1	KN30BRKT	\$68

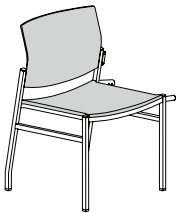
- matte black wire loop ganging bracket set

#### To Order, Specify:

- ① Model Number
- ② Fabric Selection - vendor, pattern and color  
Visit [www.jsifurniture.com/finishes-and-materials/textiles](http://www.jsifurniture.com/finishes-and-materials/textiles) for our textiles program.  
See selection of standard and graded in manufacturers and patterns.
- ③ Plastic Color or Wood Finish - [See Plastic Color or Wood Finish Options](#)
  - a. Plastic Back - standard
  - b. Maple Back - standard
  - c. Walnut Back - add \$30 list per back
  - d. Essentials Veneer - Horizontal - add \$32 list per back
- ④ Handle Cut Out - add \$22 list per veneer back
- ⑦ Metal Frame Finish - [See Metal Frame Options](#)

Description	① Model	Specifications				List Price Per Grade	
Armless Starter Module	<b>KN3003PPS - All Plastic</b> <b>KN3003PUS - Seat Uph.</b> <ul style="list-style-type: none"><li>· starts the run of multiple seating groups, requires additional components</li><li>· requires setup with other modules, instructions included</li><li>· connecting rods extend past leg, see page <a href="#">KN8</a> for details</li><li>· wall saver</li></ul>	<b>Dimensions</b>	<b>D</b>	<b>W</b>	<b>H</b>	All Plastic	\$595
		Overall	21 ¼	21 ¼	32	COM	\$722
Seat		17 ¾	19	18 ½	A	\$730	
<b>Upholstery</b>		<b>Shipping</b>		B	\$749		
COM Ydg		¾	Ctn Wt	17	COL/C	\$778	
COL Sq Ft		14	Cu Ft	11	D	\$819	
				E	\$860		
				F	\$921		
				G	\$988		
				H	\$1,058		
 <b>KN3092PPS</b> plastic seat						I	\$1,168
 <b>KN3092PUS</b> uph. seat						J	\$1,301
						L1	\$1,000
						L2	\$1,080

Armless Starter Module - Wood Back/Upholstered Seat	<b>KN3003WUS</b> <ul style="list-style-type: none"><li>· starts the run of multiple seating groups, requires additional components</li><li>· requires setup with other modules, instructions included</li><li>· connecting rods extend past leg, see page <a href="#">KN8</a> for details</li><li>· standard maple veneer back available in maple finishes</li><li>· optional walnut veneer back available in walnut finishes; add \$30 list</li><li>· optional essentials veneer - horizontal; add \$32 list</li><li>· optional handle cut out; add \$22 list</li><li>· wall saver</li></ul>	<b>Dimensions</b>	<b>D</b>	<b>W</b>	<b>H</b>	COM	\$959
		Overall	21 ¼	21 ¼	32	A	\$968
Seat		17 ¾	19	18 ½	B	\$986	
<b>Upholstery</b>		<b>Shipping</b>		COL/C	\$1,016		
COM Ydg		¾	Ctn Wt	17	D	\$1,057	
COL Sq Ft		14	Cu Ft	11	E	\$1,096	
				F	\$1,159		
				G	\$1,225		
				H	\$1,296		
				I	\$1,406		
						J	\$1,539
						L1	\$1,238
						L2	\$1,317

Description	① Model	Specifications				List Price Per Grade	
<b>Armless Starter Module - All Upholstered</b>  	<b>KN3003UUS</b> <ul style="list-style-type: none"> <li>starts the run of multiple seating groups, requires additional components</li> <li>requires setup with other modules, instructions included</li> <li>connecting rods extend past leg, see page <a href="#">KN8</a> for details</li> <li>screw cap cover will be provided to back attachment</li> <li>wall saver</li> </ul>	<b>Dimensions</b>	<b>D</b>	<b>W</b>	<b>H</b>	COM	\$887
		Overall	21 ¼	21 ¼	32	A	\$902
		Seat	17 ¾	19	18 ½	B	\$931
		<b>Upholstery</b>	<b>Shipping</b>			COL/C	\$983
		COM Ydg	1 ¼	Ctn Wt	18	D	\$1,048
		COL Sq Ft	23	Cu Ft	11	E	\$1,116
						F	\$1,217
						G	\$1,329
						H	\$1,446
						I	\$1,629
						J	\$1,851
						L1	\$1,350
						L2	\$1,483

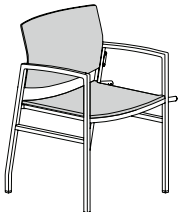
**To Order, Specify:**

- ① Model Number
- ② Fabric Selection - vendor, pattern and color  
Visit [www.jsifurniture.com/finishes-and-materials/textiles](http://www.jsifurniture.com/finishes-and-materials/textiles) for our textiles program.  
See selection of standard and graded in manufacturers and patterns.
- ③ Plastic Color or Wood Finish - [See Plastic Color or Wood Finish Options](#)
  - a. Plastic Back - standard
  - b. Maple Back - standard
  - c. Walnut Back - add \$30 list per back
  - d. Essentials Veneer - Horizontal - add \$32 list per back
- ④ Handle Cut Out - add \$22 list per veneer back
- ⑦ Metal Frame Finish - [See Metal Frame Options](#)

Knox

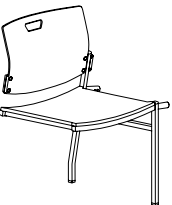
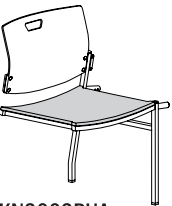
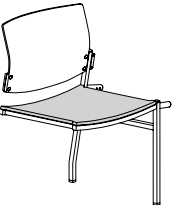
C  
O  
K  
C  
0  
0  
2  
0  
5

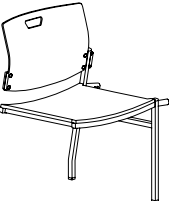
Description	Model	Specifications				List Price Per Grade
Straight Arm Starter Module	<b>KN3001PPSS - All Plastic</b> <b>KN3001PUSS - Seat Uph.</b> <ul style="list-style-type: none"><li>· non-stacking</li><li>· starts the run of multiple seating groups, requires additional components</li><li>· requires setup with other modules, instructions included</li><li>· connecting rods extend past leg, see page <a href="#">KN8</a> for details</li><li>· maple wood trim arm caps available on standard nylon arms; add \$195 list</li><li>· wall saver</li></ul>	Dimensions	D	W	H	All Plastic \$692
		Overall	21 ¼	21 ¼	32	COM \$817
		Seat	17 ¾	19	18 ½	A \$826
		Arm			26 ⅝	B \$844
		Upholstery		Shipping		COL/C \$874
		COM Ydg	¾	Ctn Wt	18	D \$915
		COL Sq Ft	14	Cu Ft	11	E \$956
						F \$1,016
						G \$1,083
						H \$1,154
						I \$1,263
						J \$1,397
						L1 \$1,095
						L2 \$1,175
Straight Arm Starter Module - Wood Back/Upholstered Seat	<b>KN3001WUSS</b> <ul style="list-style-type: none"><li>· non-stacking</li><li>· starts the run of multiple seating groups, requires additional components</li><li>· requires setup with other modules, instructions included</li><li>· connecting rods extend past leg, see page <a href="#">KN8</a> for details</li><li>· standard maple veneer back available in maple finishes</li><li>· optional walnut veneer back available in walnut finishes; add \$30 list</li><li>· optional essentials veneer - horizontal; add \$32 list</li><li>· optional handle cut out; add \$22 list</li><li>· maple wood trim arm caps available on standard nylon arms; add \$195 list</li><li>· wall saver</li></ul>	Dimensions	D	W	H	COM \$1,054
		Overall	21 ¼	21 ¼	32	A \$1,063
		Seat	17 ¾	19	18 ½	B \$1,081
		Arm			26 ⅝	COL/C \$1,112
		Upholstery		Shipping		D \$1,153
		COM Ydg	¾	Ctn Wt	19	E \$1,192
		COL Sq Ft	14	Cu Ft	11	F \$1,254
						G \$1,321
						H \$1,390
						I \$1,501
						J \$1,633
						L1 \$1,333
						L2 \$1,412

Description	① Model	Specifications				List Price Per Grade	
<b>Straight Arm Starter Module - All Upholstered</b>  	<b>KN3001UUSS</b> <ul style="list-style-type: none"> <li>non-stacking</li> <li>starts the run of multiple seating groups, requires additional components</li> <li>requires setup with other modules, instructions included</li> <li>connecting rods extend past leg, see page <a href="#">KN8</a> for details</li> <li>screw cap cover will be provided to back attachment</li> <li>maple wood trim arm caps available on standard nylon arms; add \$195 list</li> <li>multiple fabrics, see page <a href="#">KN5</a></li> <li>wall saver</li> </ul>	<b>Dimensions</b>	<b>D</b>	<b>W</b>	<b>H</b>	COM	\$982
		Overall	21 ¼	21 ¼	32	A	\$998
		Seat	17 ¾	19	18 ½	B	\$1,027
		Arm			26 ⅝	COL/C	\$1,079
		<b>Upholstery</b>		<b>Shipping</b>		D	\$1,143
		COM Ydg	1 ¼	Ctn Wt	21	E	\$1,211
		COL Sq Ft	23	Cu Ft	11	F	\$1,312
						G	\$1,424
						H	\$1,541
						I	\$1,725
						J	\$1,946
						L1	\$1,446
						L2	\$1,578

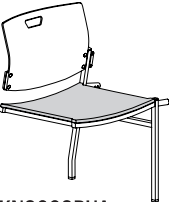
**To Order, Specify:**

- ① Model Number
- ② Fabric Selection - vendor, pattern and color  
Visit [www.jsifurniture.com/finishes-and-materials/textiles](http://www.jsifurniture.com/finishes-and-materials/textiles) for our textiles program.  
See selection of standard and graded in manufacturers and patterns.
- ③ Plastic Color or Wood Finish - [See Plastic Color or Wood Finish Options](#)
  - a. Plastic Back - standard
  - b. Maple Back - standard
  - c. Walnut Back - add \$30 list per back
  - d. Essentials Veneer - Horizontal - add \$32 list per back
- ④ Handle Cut Out - add \$22 list per veneer back
- ⑦ Metal Frame Finish - [See Metal Frame Options](#)

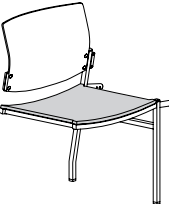
Description	Model	Specifications	List Price Per Grade																								
Armless Adder Module	<b>KN3003PPA - All Plastic</b> <b>KN3003PUA - Seat Uph.</b> <ul style="list-style-type: none"><li>• connects to starter section and additional adder sections or an end section to a multiple seating run</li><li>• requires setup with other modules, instructions included</li><li>• connecting rods extend past leg, see page <a href="#">KN8</a> for details</li><li>• wall saver</li></ul>	<table><tr><th>Dimensions</th><th>D</th><th>W</th><th>H</th></tr><tr><td>Overall</td><td>21 ¼</td><td>19 ¾</td><td>32</td></tr><tr><td>Seat</td><td>17 ¾</td><td>19</td><td>18 ½</td></tr><tr><th colspan="2">Upholstery</th><th colspan="2">Shipping</th></tr><tr><td>COM Ydg</td><td>¾</td><td>Ctn Wt</td><td>11</td></tr><tr><td>COL Sq Ft</td><td>14</td><td>Cu Ft</td><td>10</td></tr></table>	Dimensions	D	W	H	Overall	21 ¼	19 ¾	32	Seat	17 ¾	19	18 ½	Upholstery		Shipping		COM Ydg	¾	Ctn Wt	11	COL Sq Ft	14	Cu Ft	10	All Plastic \$470 COM \$593 A \$602 B \$620 COL/C \$650 D \$691 E \$730 F \$793 G \$858 H \$930 I \$1,040 J \$1,173 L1 \$872 L2 \$951
	Dimensions	D	W	H																							
Overall	21 ¼	19 ¾	32																								
Seat	17 ¾	19	18 ½																								
Upholstery		Shipping																									
COM Ydg	¾	Ctn Wt	11																								
COL Sq Ft	14	Cu Ft	10																								
 <b>KN3003PPA</b> plastic seat																											
 <b>KN3003PUA</b> uph. seat																											
Armless Adder Module - Wood Back/Upholstered Seat	<b>KN3003WUA</b> <ul style="list-style-type: none"><li>• connects to starter section and additional adder sections or an end section to a multiple seating run</li><li>• requires setup with other modules, instructions included</li><li>• connecting rods extend past leg, see page <a href="#">KN8</a> for details</li><li>• standard maple veneer back available in maple finishes</li><li>• optional walnut veneer back available in walnut finishes; add \$30 list</li><li>• optional essentials veneer - horizontal; add \$32 list</li><li>• optional handle cut out; add \$22 list</li><li>• linking bracket available, order separately, see page <a href="#">KN33</a></li><li>• wall saver</li></ul>	<table><tr><th>Dimensions</th><th>D</th><th>W</th><th>H</th></tr><tr><td>Overall</td><td>21 ¼</td><td>19 ¾</td><td>32</td></tr><tr><td>Seat</td><td>17 ¾</td><td>19</td><td>18 ½</td></tr><tr><th colspan="2">Upholstery</th><th colspan="2">Shipping</th></tr><tr><td>COM Ydg</td><td>¾</td><td>Ctn Wt</td><td>11</td></tr><tr><td>COL Sq Ft</td><td>14</td><td>Cu Ft</td><td>10</td></tr></table>	Dimensions	D	W	H	Overall	21 ¼	19 ¾	32	Seat	17 ¾	19	18 ½	Upholstery		Shipping		COM Ydg	¾	Ctn Wt	11	COL Sq Ft	14	Cu Ft	10	COM \$815 A \$825 B \$842 COL/C \$873 D \$914 E \$954 F \$1,015 G \$1,081 H \$1,153 I \$1,262 J \$1,396 L1 \$1,094 L2 \$1,174
	Dimensions	D	W	H																							
Overall	21 ¼	19 ¾	32																								
Seat	17 ¾	19	18 ½																								
Upholstery		Shipping																									
COM Ydg	¾	Ctn Wt	11																								
COL Sq Ft	14	Cu Ft	10																								
																											

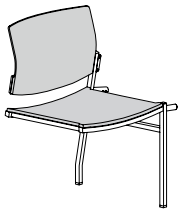


KN3003PPA  
plastic seat



KN3003PUA  
uph. seat



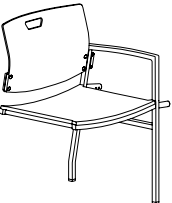
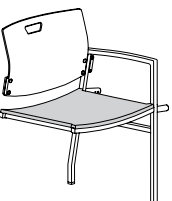
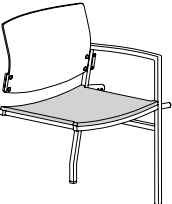
Description	① Model	Specifications				List Price Per Grade	
<b>Armless Adder Module - All Upholstered</b>  	<b>KN3003UUA</b> <ul style="list-style-type: none"> <li>connects to starter section and additional adder sections or an end section to a multiple seating run</li> <li>requires setup with other modules, instructions included</li> <li>connecting rods extend past leg, see page <a href="#">KN8</a> for details</li> <li>wall saver</li> </ul>	<b>Dimensions</b>	<b>D</b>	<b>W</b>	<b>H</b>	COM	\$759
		Overall	21 ¼	19 ¾	32	A	\$773
		Seat	17 ¾	19	18 ½	B	\$802
		<b>Upholstery</b>	<b>Shipping</b>			COL/C	\$854
		COM Ydg	1 ¼	Ctn Wt	12	D	\$920
		COL Sq Ft	23	Cu Ft	10	E	\$988
						F	\$1,089
						G	\$1,201
						H	\$1,317
						I	\$1,501
						J	\$1,721
						L1	\$1,222
						L2	\$1,355

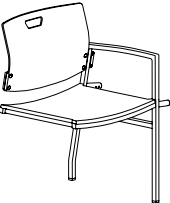
**To Order, Specify:**

- ① Model Number
- ② Fabric Selection - vendor, pattern and color  
Visit [www.jsifurniture.com/finishes-and-materials/textiles](http://www.jsifurniture.com/finishes-and-materials/textiles) for our textiles program.  
See selection of standard and graded in manufacturers and patterns.
- ③ Plastic Color or Wood Finish - [See Plastic Color or Wood Finish Options](#)
  - a. Plastic Back - standard
  - b. Maple Back - standard
  - c. Walnut Back - add \$30 list per back
  - d. Essentials Veneer - Horizontal - add \$32 list per back
- ④ Handle Cut Out - add \$22 list per veneer back
- ⑦ Metal Frame Finish - [See Metal Frame Options](#)

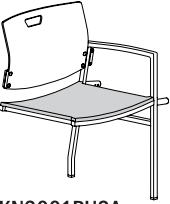
Knox

C  
O  
K  
C  
0  
0  
2  
0  
5

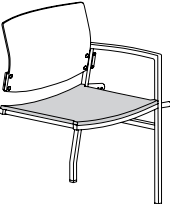
Description	Model	Specifications	List Price Per Grade																												
Arm Adder Module	KN3001PPSA- All Plastic KN3001PUSA - Seat Uph.	<table><tr><th>Dimensions</th><th>D</th><th>W</th><th>H</th></tr><tr><td>Overall</td><td>21 ¼</td><td>19 ¾</td><td>32</td></tr><tr><td>Seat</td><td>17 ¾</td><td>19</td><td>18 ½</td></tr><tr><td>Arm</td><td></td><td></td><td>26 ⅝</td></tr><tr><th colspan="2">Upholstery</th><th colspan="2">Shipping</th></tr><tr><td>COM Ydg</td><td>¾</td><td>Ctn Wt</td><td>12</td></tr><tr><td>COL Sq Ft</td><td>14</td><td>Cu Ft</td><td>10</td></tr></table>	Dimensions	D	W	H	Overall	21 ¼	19 ¾	32	Seat	17 ¾	19	18 ½	Arm			26 ⅝	Upholstery		Shipping		COM Ydg	¾	Ctn Wt	12	COL Sq Ft	14	Cu Ft	10	All Plastic \$518 COM \$640 A \$649 B \$667 COL/C \$697 D \$738 E \$777 F \$840 G \$906 H \$976 I \$1,086 J \$1,218 L1 \$919 L2 \$998
Dimensions	D	W	H																												
Overall	21 ¼	19 ¾	32																												
Seat	17 ¾	19	18 ½																												
Arm			26 ⅝																												
Upholstery		Shipping																													
COM Ydg	¾	Ctn Wt	12																												
COL Sq Ft	14	Cu Ft	10																												
 KN3001PPSA plastic seat	<ul style="list-style-type: none"><li>connects to starter section and additional adder sections or an end section to a multiple seating run</li><li>requires setup with other modules, instructions included</li><li>connecting rods extend past leg, see page <a href="#">KN8</a> for details</li><li>maple wood trim arm caps available on standard nylon arms; add \$98 list</li><li>wall saver</li></ul>																														
 KN3001PUSA uph. seat																															
Straight Arm Adder Module - Wood Back/Upholstered Seat	KN3001WUSA	<table><tr><th>Dimensions</th><th>D</th><th>W</th><th>H</th></tr><tr><td>Overall</td><td>21 ¼</td><td>19 ¾</td><td>32</td></tr><tr><td>Seat</td><td>17 ¾</td><td>19</td><td>18 ½</td></tr><tr><td>Arm</td><td></td><td></td><td>26 ⅝</td></tr><tr><th colspan="2">Upholstery</th><th colspan="2">Shipping</th></tr><tr><td>COM Ydg</td><td>¾</td><td>Ctn Wt</td><td>13</td></tr><tr><td>COL Sq Ft</td><td>14</td><td>Cu Ft</td><td>10</td></tr></table>	Dimensions	D	W	H	Overall	21 ¼	19 ¾	32	Seat	17 ¾	19	18 ½	Arm			26 ⅝	Upholstery		Shipping		COM Ydg	¾	Ctn Wt	13	COL Sq Ft	14	Cu Ft	10	COM \$878 A \$888 B \$906 COL/C \$936 D \$976 E \$1,016 F \$1,079 G \$1,143 H \$1,215 I \$1,326 J \$1,458 L1 \$1,158 L2 \$1,237
Dimensions	D	W	H																												
Overall	21 ¼	19 ¾	32																												
Seat	17 ¾	19	18 ½																												
Arm			26 ⅝																												
Upholstery		Shipping																													
COM Ydg	¾	Ctn Wt	13																												
COL Sq Ft	14	Cu Ft	10																												
	<ul style="list-style-type: none"><li>connects to starter section and additional adder sections or an end section to a multiple seating run</li><li>requires setup with other modules, instructions included</li><li>connecting rods extend past leg, see page <a href="#">KN8</a> for details</li><li>standard maple veneer back available in maple finishes</li><li>optional walnut veneer back available in walnut finishes; add \$30 list</li><li>optional essentials veneer - horizontal; add \$32 list</li><li>optional handle cut out; add \$22 list</li><li>maple wood trim arm caps available on standard nylon arms; add \$98 list</li><li>wall saver</li></ul>																														



KN3001PPSA  
plastic seat



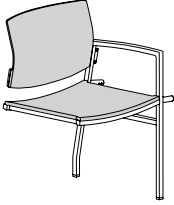
KN3001PUSA  
uph. seat



KN3001WUSA  
wood back/upholstered seat

KNOX



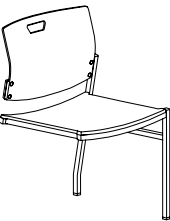
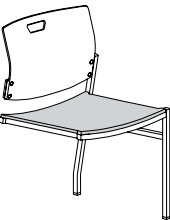
Description	① Model	Specifications				List Price Per Grade	
<b>Straight Arm Adder Module - All Upholstered</b>  	<b>KN3001UUSA</b> <ul style="list-style-type: none"> <li>connects to starter section and additional adder sections or an end section to a multiple seating run</li> <li>requires setup with other modules, instructions included</li> <li>connecting rods extend past leg, see page <a href="#">KN8</a> for details</li> <li>maple wood trim arm caps available on standard nylon arms; add \$98 list</li> <li>multiple fabrics, see page <a href="#">KN5</a></li> <li>wall saver</li> </ul>	<b>Dimensions</b>	<b>D</b>	<b>W</b>	<b>H</b>	COM	\$805
		Overall	21 ¼	19 ¾	32	A	\$823
		Seat	17 ¾	19	18 ½	B	\$850
		Arm			26 ½	COL/C	\$902
		<b>Upholstery</b>		<b>Shipping</b>		D	\$968
		COM Ydg	1 ¼	Ctn Wt	15	E	\$1,036
		COL Sq Ft	23	Cu Ft	10	F	\$1,137
						G	\$1,249
						H	\$1,365
						I	\$1,549
						J	\$1,771
						L1	\$1,270
						L2	\$1,403

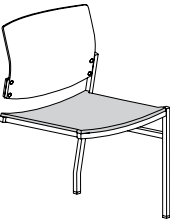
**To Order, Specify:**


- ① Model Number
- ② Fabric Selection - vendor, pattern and color  
Visit [www.jsifurniture.com/finishes-and-materials/textiles](http://www.jsifurniture.com/finishes-and-materials/textiles) for our textiles program.  
See selection of standard and graded in manufacturers and patterns.
- ③ Plastic Color or Wood Finish - [See Plastic Color or Wood Finish Options](#)
  - a. Plastic Back - standard
  - b. Maple Back - standard
  - c. Walnut Back - add \$30 list per back
  - d. Essentials Veneer - Horizontal - add \$32 list per back
- ④ Handle Cut Out - add \$22 list per veneer back
- ⑦ Metal Frame Finish - [See Metal Frame Options](#)

Knox

C  
O  
K  
C  
0  
0  
2  
0  
5

Description	Model	Specifications	List Price Per Grade																								
Armless Ender Module	<b>KN3003PPE - All Plastic</b> <b>KN3003PUE - Seat Uph.</b> <ul style="list-style-type: none"><li>connect to a starter section or adder sections to end a multiple seating run</li><li>requires setup with other modules, instructions included</li><li>connecting rods extend past leg, see page <a href="#">KN8</a> for details</li><li>wall saver</li></ul>	<table><tr><th>Dimensions</th><th>D</th><th>W</th><th>H</th></tr><tr><td>Overall</td><td>21 ¼</td><td>19 ¾</td><td>32</td></tr><tr><td>Seat</td><td>17 ¾</td><td>19</td><td>18 ½</td></tr><tr><th colspan="2">Upholstery</th><th colspan="2">Shipping</th></tr><tr><td>COM Ydg</td><td>¾</td><td>Ctn Wt</td><td>11</td></tr><tr><td>COL Sq Ft</td><td>14</td><td>Cu Ft</td><td>10</td></tr></table>	Dimensions	D	W	H	Overall	21 ¼	19 ¾	32	Seat	17 ¾	19	18 ½	Upholstery		Shipping		COM Ydg	¾	Ctn Wt	11	COL Sq Ft	14	Cu Ft	10	All Plastic \$449 COM \$570 A \$580 B \$597 COL/C \$628 D \$668 E \$708 F \$770 G \$836 H \$908 I \$1,016 J \$1,150 L1 \$849 L2 \$929
Dimensions	D	W	H																								
Overall	21 ¼	19 ¾	32																								
Seat	17 ¾	19	18 ½																								
Upholstery		Shipping																									
COM Ydg	¾	Ctn Wt	11																								
COL Sq Ft	14	Cu Ft	10																								
	<b>KN3001PPE</b> plastic seat																										
	<b>KN3001PUE</b> uph. seat																										

Armless Ender Module - Wood Back /Upholstered Seat	<b>KN3003WUE</b> <ul style="list-style-type: none"><li>connect to a starter section or adder sections to end a multiple seating run</li><li>requires setup with other modules, instructions included</li><li>connecting rods extend past leg, see page <a href="#">KN8</a> for details</li><li>standard maple veneer back available in maple finishes</li><li>optional walnut veneer back available in walnut finishes; add \$30 list</li><li>optional essentials veneer - horizontal; add \$32 list</li><li>optional handle cut out; add \$22 list</li><li>wall saver</li></ul>	<table><tr><th>Dimensions</th><th>D</th><th>W</th><th>H</th></tr><tr><td>Overall</td><td>21 ¼</td><td>19 ¾</td><td>32</td></tr><tr><td>Seat</td><td>17 ¾</td><td>19</td><td>18 ½</td></tr><tr><td>Arm</td><td></td><td></td><td>n/a</td></tr><tr><th colspan="2">Upholstery</th><th colspan="2">Shipping</th></tr><tr><td>COM Ydg</td><td>¾</td><td>Ctn Wt</td><td>11</td></tr><tr><td>COL Sq Ft</td><td>14</td><td>Cu Ft</td><td>10</td></tr></table>	Dimensions	D	W	H	Overall	21 ¼	19 ¾	32	Seat	17 ¾	19	18 ½	Arm			n/a	Upholstery		Shipping		COM Ydg	¾	Ctn Wt	11	COL Sq Ft	14	Cu Ft	10	COM \$808 A \$817 B \$835 COL/C \$866 D \$906 E \$946 F \$1,008 G \$1,073 H \$1,143 I \$1,254 J \$1,386 L1 \$1,086 L2 \$1,165
Dimensions	D	W	H																												
Overall	21 ¼	19 ¾	32																												
Seat	17 ¾	19	18 ½																												
Arm			n/a																												
Upholstery		Shipping																													
COM Ydg	¾	Ctn Wt	11																												
COL Sq Ft	14	Cu Ft	10																												
																															

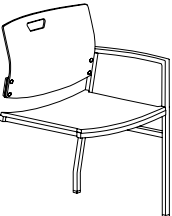
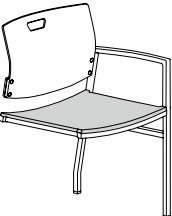
Description	① Model	Specifications				List Price Per Grade		
<div>Armless Ender Module - All Upholstered</div> <div></div>	<div>KN3003UUE</div> <div><ul style="list-style-type: none"><li>connect to a starter section or adder sections to end a multiple seating run</li><li>requires setup with other modules, instructions included</li><li>connecting rods extend past leg, see page <a href="#">KN8</a> for details</li><li>wall saver</li></ul></div>	Dimensions		D	W	H	COM	\$715
		Overall		21 ¼	19 ¾	32	A	\$730
		Seat		17 ¾	19	18 ½	B	\$760
		Upholstery		Shipping			COL/C	\$812
		COM Ydg		1 ¼	Ctn Wt	12	D	\$877
		COL Sq Ft		23	Cu Ft	10	E	\$945
							F	\$1,046
							G	\$1,158
							H	\$1,275
							I	\$1,458
							J	\$1,678
							L1	\$1,179
							L2	\$1,311

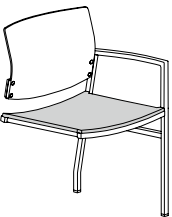
**To Order, Specify:**

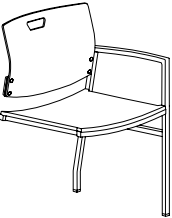
- ① Model Number
- ② Fabric Selection - vendor, pattern and color  
Visit [www.jsifurniture.com/finishes-and-materials/textiles](http://www.jsifurniture.com/finishes-and-materials/textiles) for our textiles program.  
See selection of standard and graded in manufacturers and patterns.
- ③ Plastic Color or Wood Finish - [See Plastic Color or Wood Finish Options](#)
  - a. Plastic Back - standard
  - b. Maple Back - standard
  - c. Walnut Back - add \$30 list per back
  - d. Essentials Veneer - Horizontal - add \$32 list per back
- ④ Handle Cut Out - add \$22 list per veneer back
- ⑦ Metal Frame Finish - [See Metal Frame Options](#)

Knox

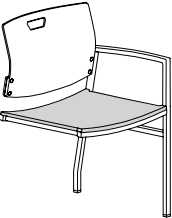
C  
O  
K  
C  
0  
0  
2  
0  
5

Description	① Model	Specifications	List Price Per Grade																												
Straight Arm Ender Module	<b>KN3001PPSE - All Plastic</b> <b>KN3001PUSE - Seat Uph.</b> <ul style="list-style-type: none"><li>connect to a starter section or adder sections to end a multiple seating run</li><li>requires setup with other modules, instructions included</li><li>connecting rods extend past leg, see page <a href="#">KN8</a> for details</li><li>maple wood trim arm caps available on standard nylon arms; add \$98 list</li><li>wall saver</li></ul>	<table><tr><th>Dimensions</th><th>D</th><th>W</th><th>H</th></tr><tr><td>Overall</td><td>21 ¼</td><td>19 ¾</td><td>32</td></tr><tr><td>Seat</td><td>17 ¾</td><td>19</td><td>18 ½</td></tr><tr><td>Arm</td><td></td><td></td><td>26 ⅝</td></tr><tr><th colspan="2">Upholstery</th><th colspan="2">Shipping</th></tr><tr><td>COM Ydg</td><td>¾</td><td>Ctn Wt</td><td>12</td></tr><tr><td>COL Sq Ft</td><td>14</td><td>Cu Ft</td><td>10</td></tr></table>	Dimensions	D	W	H	Overall	21 ¼	19 ¾	32	Seat	17 ¾	19	18 ½	Arm			26 ⅝	Upholstery		Shipping		COM Ydg	¾	Ctn Wt	12	COL Sq Ft	14	Cu Ft	10	All Plastic \$495 COM \$618 A \$627 B \$644 COL/C \$675 D \$715 E \$755 F \$817 G \$883 H \$954 I \$1,063 J \$1,197 L1 \$895 L2 \$974
Dimensions	D	W	H																												
Overall	21 ¼	19 ¾	32																												
Seat	17 ¾	19	18 ½																												
Arm			26 ⅝																												
Upholstery		Shipping																													
COM Ydg	¾	Ctn Wt	12																												
COL Sq Ft	14	Cu Ft	10																												
 <b>KN3001PPSE</b> plastic seat																															
 <b>KN3001PUSE</b> uph. seat																															

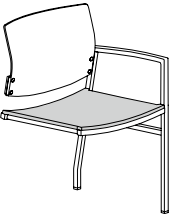
Straight Arm Ender Module - Wood Back/Upholstered Seat	<b>KN3001WUSE</b> <ul style="list-style-type: none"><li>connect to a starter section or adder sections to end a multiple seating run</li><li>requires setup with other modules, instructions included</li><li>connecting rods extend past leg, see page <a href="#">KN8</a> for details</li><li>standard maple veneer back available in maple finishes</li><li>optional walnut veneer back available in walnut finishes; add \$30 list</li><li>optional essentials veneer - horizontal; add \$32 list</li><li>optional handle cut out; add \$22 list</li><li>maple wood trim arm caps available on standard nylon arms; add \$98 list</li><li>wall saver</li></ul>	<table><tr><th>Dimensions</th><th>D</th><th>W</th><th>H</th></tr><tr><td>Overall</td><td>21 ¼</td><td>19 ¾</td><td>32</td></tr><tr><td>Seat</td><td>17 ¾</td><td>19</td><td>18 ½</td></tr><tr><td>Arm</td><td></td><td></td><td>26 ⅝</td></tr><tr><th colspan="2">Upholstery</th><th colspan="2">Shipping</th></tr><tr><td>COM Ydg</td><td>¾</td><td>Ctn Wt</td><td>13</td></tr><tr><td>COL Sq Ft</td><td>14</td><td>Cu Ft</td><td>10</td></tr></table>	Dimensions	D	W	H	Overall	21 ¼	19 ¾	32	Seat	17 ¾	19	18 ½	Arm			26 ⅝	Upholstery		Shipping		COM Ydg	¾	Ctn Wt	13	COL Sq Ft	14	Cu Ft	10	COM \$856 A \$866 B \$883 COL/C \$914 D \$954 E \$994 F \$1,056 G \$1,121 H \$1,192 I \$1,302 J \$1,434 L1 \$1,135 L2 \$1,213
Dimensions	D	W	H																												
Overall	21 ¼	19 ¾	32																												
Seat	17 ¾	19	18 ½																												
Arm			26 ⅝																												
Upholstery		Shipping																													
COM Ydg	¾	Ctn Wt	13																												
COL Sq Ft	14	Cu Ft	10																												
																															




KN3001PPSE  
plastic seat



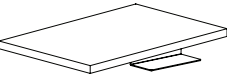
KN3001PUSE  
uph. seat



Description	① Model	Specifications				List Price Per Grade	
<b>Straight Arm Ender Module - All Upholstered</b>  	<b>KN3001UUSE</b> <ul style="list-style-type: none"> <li>connect to a starter section or adder sections to end a multiple seating run</li> <li>requires setup with other modules, instructions included</li> <li>connecting rods extend past leg, see page <a href="#">KN8</a> for details</li> <li>maple wood trim arm caps available on standard nylon arms; add \$98 list</li> <li>multiple fabrics, see page <a href="#">KN5</a></li> <li>wall saver</li> </ul>	<b>Dimensions</b>	<b>D</b>	<b>W</b>	<b>H</b>	COM	\$783
		Overall	21 ¼	19 ¾	32	A	\$798
		Seat	17 ¾	19	18 ½	B	\$826
		Arm			26 ½	COL/C	\$878
		<b>Upholstery</b>		<b>Shipping</b>		D	\$945
		COM Ydg	1 ¼	Ctn Wt	15	E	\$1,011
		COL Sq Ft	23	Cu Ft	10	F	\$1,113
						G	\$1,225
						H	\$1,340
						I	\$1,525
						J	\$1,746
						L1	\$1,247
						L2	\$1,379

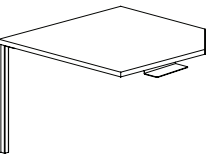
**To Order, Specify:**

- ① Model Number
- ② Fabric Selection - vendor, pattern and color  
Visit [www.jsifurniture.com/finishes-and-materials/textiles](http://www.jsifurniture.com/finishes-and-materials/textiles) for our textiles program.  
See selection of standard and graded in manufacturers and patterns.
- ③ Plastic Color or Wood Finish - [See Plastic Color or Wood Finish Options](#)
  - a. Plastic Back - standard
  - b. Maple Back - standard
  - c. Walnut Back - add \$30 list per back
  - d. Essentials Veneer - Horizontal - add \$32 list per back
- ④ Handle Cut Out - add \$22 list per veneer back
- ⑦ Metal Frame Finish - [See Metal Frame Options](#)

Description	D	W	H	CTN WT	CU FT	① Model	Laminate	Veneer
	18	12	3/4	6	1	KNI1218L	\$506	
	18	12	3/4	6	1	KNI1218V		\$759
	18	18	3/4	9	1	KNI1818L	\$528	
	18	18	3/4	9	1	KNI1818V		\$776

- attaches to multiple unit chair, armless guest or straight arm guest with bracket that wraps bottom of chair; brackets included
- 14 gauge 6" connector bracket
- specify bracket color arctic silver or matte black

Connecting Corner Table	26	26	3/4	12	1	KNC2626L	\$636	
	26	26	3/4	12	1	KNC2626V		\$884

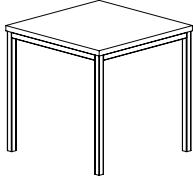


- attaches to multiple unit chair, armless guest or straight arm guest with bracket that wraps bottom of chair; brackets included
- tubular corner leg 1 7/8"square 12 gauge with nylon tube glide
- 14 gauge 6"connecotor bracket

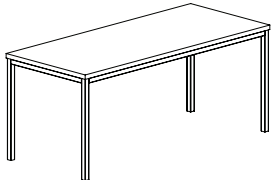
KNOX

C  
O  
K  
C  
0  
0  
2  
0  
5

Description	D	W	H	CTN WT	CU FT	❶ Model	Laminate	Veneer
Side Table	18	18	18	15	5	KNF1818L	\$665	
	18	18	18	15	5	KNF1818V		\$913



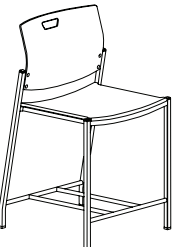
Magazine Table	18	42	18	24	10	KNF1842L	\$810	
	18	42	18	24	10	KNF1842V		\$1,047



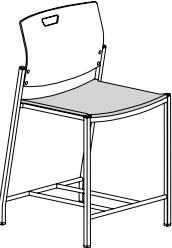
**To Order, Specify:**

- ❶ Model Number
- ❷ Laminate or Wood Finish - [See Laminate or Wood Finish Options](#)
- ❸ Metal Frame Finish - [See Metal Frame Options](#)

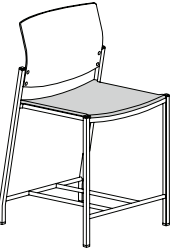
Description	Model	Specifications				List Price Per Grade	
38 <sup>3</sup> / <sub>8</sub> "h Armless Counter Stool	<b>KN3004PP - All Plastic</b> <b>KN3004PU - Seat Uph.</b> <ul style="list-style-type: none"><li>· foot rail for 5<sup>3</sup>/<sub>4</sub>" high from floor</li><li>· wall saver</li></ul>	Dimensions	D	W	H	All Plastic	\$755
		Overall	23 <sup>3</sup> / <sub>8</sub>	21 <sup>1</sup> / <sub>4</sub>	38 <sup>3</sup> / <sub>8</sub>	COM	\$898
		Seat	17 <sup>3</sup> / <sub>8</sub>	19	24 <sup>1</sup> / <sub>2</sub>	A	\$909
		Upholstery	Shipping			B	\$925
		COM Ydg	<sup>3</sup> / <sub>4</sub>	Ctn Wt	24	COL/C	\$957
		COL Sq Ft	14	Cu Ft	15	D	\$996
						E	\$1,037
						F	\$1,098
						G	\$1,164
						H	\$1,236
						I	\$1,345
						J	\$1,478
						L1	\$1,178
						L2	\$1,257
38 <sup>3</sup> / <sub>8</sub> "h Armless Counter Stool - Wood Back/Upholstered Seat	<b>KN3004WU</b> <ul style="list-style-type: none"><li>· foot rail for 5<sup>3</sup>/<sub>4</sub>" high from floor</li><li>· standard maple veneer back available in maple finishes</li><li>· optional walnut veneer back available in walnut finishes; add \$30 list</li><li>· optional essentials veneer - horizontal; add \$32 list</li><li>· optional handle cut out; add \$22 list</li><li>· wall saver</li></ul>	Dimensions	D	W	H	COM	\$1,121
		Overall	23 <sup>3</sup> / <sub>8</sub>	21 <sup>1</sup> / <sub>4</sub>	38 <sup>3</sup> / <sub>8</sub>	A	\$1,131
		Seat	17 <sup>3</sup> / <sub>8</sub>	19	24 <sup>1</sup> / <sub>2</sub>	B	\$1,148
		Upholstery	Shipping			COL/C	\$1,179
		COM Ydg	<sup>3</sup> / <sub>4</sub>	Ctn Wt	25	D	\$1,218
		COL Sq Ft	14	Cu Ft	15	E	\$1,259
						F	\$1,322
						G	\$1,386
						H	\$1,458
						I	\$1,568
						J	\$1,700
						L1	\$1,401
						L2	\$1,480




KN3004PP  
plastic seat



KN3004PU  
uph. seat

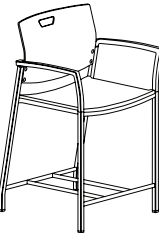







Description	① Model	Specifications				List Price Per Grade	
<div>38⅜" h Armless Counter Stool - All Upholstered</div> <div></div>	<div>KN3004UU</div> <div><div>· foot rail for 5 ¾" high from floor</div><div>· multiple fabrics, see page <a href="#">KN5</a></div><div>· wall saver</div></div>	Dimensions	D	W	H	COM	\$1,037
		Overall	23 ⅜	21 ¼	38 ⅜	A	\$1,053
		Seat	17 ⅜	19	24 ½	B	\$1,081
		Upholstery	Shipping			COL/C	\$1,133
		COM Ydg	1 ¼	Ctn Wt	26	D	\$1,200
		COL Sq Ft	23	Cu Ft	15	E	\$1,265
						F	\$1,369
						G	\$1,480
						H	\$1,596
						I	\$1,779
						J	\$2,001
						L1	\$1,501
						L2	\$1,633

**To Order, Specify:**

- ① Model Number
- ② Fabric Selection - vendor, pattern and color  
Visit [www.jsifurniture.com/finishes-and-materials/textiles](http://www.jsifurniture.com/finishes-and-materials/textiles) for our textiles program.  
See selection of standard and graded in manufacturers and patterns.
- ③ Plastic Color or Wood Finish - [See Plastic Color or Wood Finish Options](#)
  - a. Plastic Back - standard
  - b. Maple Back - standard
  - c. Walnut Back - add \$30 list per back
  - d. Essentials Veneer - Horizontal - add \$32 list per back
- ④ Handle Cut Out - add \$22 list per veneer back
- ⑦ Metal Frame Finish - [See Metal Frame Options](#)

Description	Model	Specifications				List Price Per Grade	
38 3/8" h Flared Arm Counter Stool	KN3004PPF - All Plastic	Dimensions	D	W	H	All Plastic	\$845
	KN3004PUF - Seat Uph.	Overall	23 3/8	24 1/8	38 3/8	COM	\$999
	<ul style="list-style-type: none"><li>· foot rail for 5 3/4" high from floor</li><li>· maple wood trim arm caps available on standard nylon arms; add \$195 list</li><li>· wall saver</li></ul>	Seat	17 3/8	21 1/2	24 1/2	A	\$1,009
		Arm			32 5/8	B	\$1,027
		Upholstery		Shipping		COL/C	\$1,057
		COM Ydg	3/4	Ctn Wt	25	D	\$1,096
		COL Sq Ft	14	Cu Ft	17	E	\$1,137
						F	\$1,200
						G	\$1,264
						H	\$1,335
						I	\$1,446
						J	\$1,578
						L1	\$1,279
						L2	\$1,358

38 3/8" h Flared Arm Counter Stool - Wood Back/Upholstered Seat	KN3004WUF	Dimensions	D	W	H	COM	\$1,217
	<ul style="list-style-type: none"><li>· foot rail for 5 3/4" high from floor</li><li>· standard maple veneer back available in maple finishes</li><li>· optional walnut veneer back available in walnut finishes; add \$30 list</li><li>· optional essentials veneer - horizontal; add \$32 list</li><li>· optional handle cut out; add \$22 list</li><li>· maple wood trim arm caps available on standard nylon arms; add \$195 list</li><li>· wall saver</li></ul>	Overall	23 3/8	24 1/8	38 3/8	A	\$1,227
		Seat	17 3/8	21 1/2	24 1/2	B	\$1,244
		Arm			32 5/8	COL/C	\$1,276
		Upholstery		Shipping		D	\$1,316
		COM Ydg	3/4	Ctn Wt	26	E	\$1,356
		COL Sq Ft	14	Cu Ft	17	F	\$1,418
						G	\$1,483
						H	\$1,554
						I	\$1,665
						J	\$1,797
						L1	\$1,497
						L2	\$1,576

Description	① Model	Specifications				List Price Per Grade	
38⅜" Flared Arm Counter Stool - All Upholstered  	KN3004UUF <ul style="list-style-type: none"><li>• foot rail for 5 ¾" high from floor</li><li>• maple wood trim arm caps available on standard nylon arms; add \$195 list</li><li>• multiple fabrics, see page <a href="#">KN5</a></li><li>• wall saver</li></ul>	Dimensions	D	W	H	COM	\$1,132
		Overall	23 ⅜	24 ⅛	38 ⅜	A	\$1,148
		Seat	17 ⅜	21 ½	24 ½	B	\$1,176
		Arm			32 ⅝	COL/C	\$1,228
		Upholstery	Shipping		D	\$1,295	
		COM Ydg	1 ¼	Ctn Wt	27	E	\$1,361
		COL Sq Ft	23	Cu Ft	17	F	\$1,462
						G	\$1,575
						H	\$1,692
						I	\$1,874
						J	\$2,096
						L1	\$1,596
						L2	\$1,729

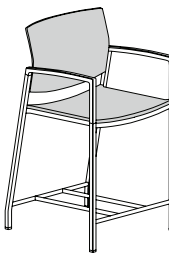
**To Order, Specify:**

- ① Model Number
- ② Fabric Selection - vendor, pattern and color  
Visit [www.jsifurniture.com/finishes-and-materials/textiles](http://www.jsifurniture.com/finishes-and-materials/textiles) for our textiles program.  
See selection of standard and graded in manufacturers and patterns.
- ③ Plastic Color or Wood Finish - [See Plastic Color or Wood Finish Options](#)
  - a. Plastic Back - standard
  - b. Maple Back - standard
  - c. Walnut Back - add \$30 list per back
  - d. Essentials Veneer - Horizontal - add \$32 list per back
- ④ Handle Cut Out - add \$22 list per veneer back
- ⑦ Metal Frame Finish - [See Metal Frame Options](#)

Knox

C  
O  
K  
C  
0  
0  
2  
0  
5

Description	Model	Specifications	List Price Per Grade																												
38 3/8" h Straight Arm Counter Stool	KN3004PPS	<table><tr><th>Dimensions</th><th>D</th><th>W</th><th>H</th></tr><tr><td>Overall</td><td>23 3/8</td><td>21 1/4</td><td>38 3/8</td></tr><tr><td>Seat</td><td>17 3/8</td><td>21 1/2</td><td>24 1/2</td></tr><tr><td>Arm</td><td></td><td></td><td>32 5/8</td></tr><tr><td></td><td colspan="3">Shipping</td></tr><tr><td></td><td>Ctn Wt</td><td colspan="2">24</td></tr><tr><td></td><td>Cu Ft</td><td colspan="2">15</td></tr></table>	Dimensions	D	W	H	Overall	23 3/8	21 1/4	38 3/8	Seat	17 3/8	21 1/2	24 1/2	Arm			32 5/8		Shipping				Ctn Wt	24			Cu Ft	15		All Plastic \$849
	Dimensions		D	W	H																										
Overall	23 3/8	21 1/4	38 3/8																												
Seat	17 3/8	21 1/2	24 1/2																												
Arm			32 5/8																												
	Shipping																														
	Ctn Wt	24																													
	Cu Ft	15																													
	KN3004PUS	<ul style="list-style-type: none"><li>• foot rail for 5 3/4" high from floor</li><li>• maple wood trim arm caps available on standard nylon arms; add \$195 list</li><li>• wall saver</li></ul>	COM \$998																												
			A \$1,008																												
			B \$1,024																												
			COL/C \$1,056																												
			D \$1,095																												
			E \$1,136																												
			F \$1,199																												
			G \$1,263																												
			H \$1,334																												
			I \$1,445																												
			J \$1,577																												
			L1 \$1,277																												
			L2 \$1,356																												

Description	① Model	Specifications				List Price Per Grade	
38¾" h Straight Arm Counter Stool - All Upholstered  	<b>KN3004UUS</b> <ul style="list-style-type: none"><li>• foot rail for 5 ¾" high from floor</li><li>• maple wood trim arm caps available on standard nylon arms; add \$195 list</li><li>• multiple fabrics, see page <a href="#">KN5</a></li><li>• wall saver</li></ul>	<b>Dimensions</b>	<b>D</b>	<b>W</b>	<b>H</b>	<b>COM</b>	<b>\$1,130</b>
		Overall	23 ⅜	21 ¼	38 ⅜	<b>A</b>	<b>\$1,144</b>
		Seat	17 ⅜	19 ⅜	24 ½	<b>B</b>	<b>\$1,174</b>
		Arm			32 ⅝	<b>COL/C</b>	<b>\$1,226</b>
		<b>Upholstery</b>	<b>Shipping</b>			<b>D</b>	<b>\$1,291</b>
		COM Ydg	1 ¼	Ctn Wt	27	<b>E</b>	<b>\$1,359</b>
		COL Sq Ft	23	Cu Ft	15	<b>F</b>	<b>\$1,460</b>
						<b>G</b>	<b>\$1,572</b>
						<b>H</b>	<b>\$1,689</b>
						<b>I</b>	<b>\$1,872</b>
						<b>J</b>	<b>\$2,094</b>
						<b>L1</b>	<b>\$1,593</b>
						<b>L2</b>	<b>\$1,726</b>

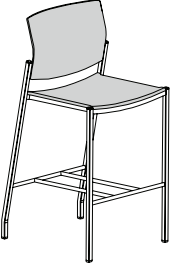
**To Order, Specify:**

- ① Model Number
- ② Fabric Selection - vendor, pattern and color  
Visit [www.jsifurniture.com/finishes-and-materials/textiles](http://www.jsifurniture.com/finishes-and-materials/textiles) for our textiles program.  
See selection of standard and graded in manufacturers and patterns.
- ③ Plastic Color or Wood Finish - [See Plastic Color or Wood Finish Options](#)
  - a. Plastic Back - standard
  - b. Maple Back - standard
  - c. Walnut Back - add \$30 list per back
  - d. Essentials Veneer - Horizontal - add \$32 list per back
- ④ Handle Cut Out - add \$22 list per veneer back
- ⑦ Metal Frame Finish - [See Metal Frame Options](#)

Knox

C  
O  
K  
C  
0  
0  
2  
0  
5

Description	① Model	Specifications				List Price Per Grade	
44⅜" h Armless Bar Stool	<b>KN3008PP - All Plastic</b> <b>KN3008PU - Seat Uph.</b> <ul style="list-style-type: none"><li>· foot rail for 11 ¾" high from floor</li><li>· wall saver</li></ul>	Dimensions	D	W	H	All Plastic	\$835
		Overall	23 ¾	21 ¼	44 ¾	COM	\$979
		Seat	17 ¾	19	30 ½	A	\$989
		Upholstery		Shipping		B	\$1,006
		COM Ydg	¾	Ctn Wt	26	COL/C	\$1,037
		COL Sq Ft	14	Cu Ft	16	D	\$1,078
						E	\$1,117
						F	\$1,179
						G	\$1,244
						H	\$1,316
						I	\$1,426
						J	\$1,557
						L1	\$1,258
						L2	\$1,337
44⅜" h Armless Bar Stool - Wood Back/Upholstered Seat	<b>KN3008WU</b> <ul style="list-style-type: none"><li>· foot rail for 11 ¾" high from floor</li><li>· standard maple veneer back available in maple finishes</li><li>· optional walnut veneer back available in walnut finishes; add \$30 list</li><li>· optional essentials veneer - horizontal; add \$32 list</li><li>· optional handle cut out; add \$22 list</li><li>· wall saver</li></ul>	Dimensions	D	W	H	COM	\$1,195
		Overall	23 ¾	21 ¼	44 ¾	A	\$1,205
		Seat	17 ¾	19	30 ½	B	\$1,222
		Upholstery		Shipping		COL/C	\$1,253
		COM Ydg	¾	Ctn Wt	27	D	\$1,292
		COL Sq Ft	14	Cu Ft	16	E	\$1,333
						F	\$1,396
						G	\$1,460
						H	\$1,531
						I	\$1,642
						J	\$1,774
						L1	\$1,474
						L2	\$1,553


Description	① Model	Specifications				List Price Per Grade	
<b>44<math>\frac{3}{8}</math>"h Armless Bar Stool - All Upholstered</b> 	<b>KN3008UU</b> • foot rail for 11 $\frac{3}{4}$ " high from floor • multiple fabrics, see page <a href="#">KN5</a> • wall saver	<b>Dimensions</b>	<b>D</b>	<b>W</b>	<b>H</b>	COM	\$1,121
		Overall	23 $\frac{3}{4}$	21 $\frac{1}{4}$	44 $\frac{3}{8}$	A	\$1,137
		Seat	17 $\frac{3}{8}$	19	30 $\frac{1}{2}$	B	\$1,165
		<b>Upholstery</b>	<b>Shipping</b>			COL/C	\$1,217
		COM Ydg	1 $\frac{1}{4}$	Ctn Wt	27	D	\$1,284
		COL Sq Ft	23	Cu Ft	16	E	\$1,350
						F	\$1,453
						G	\$1,565
						H	\$1,680
						I	\$1,864
						J	\$2,085
						L1	\$1,585
						L2	\$1,718

**To Order, Specify:**

- ① Model Number
- ② Fabric Selection - vendor, pattern and color  
Visit [www.jsifurniture.com/finishes-and-materials/textiles](http://www.jsifurniture.com/finishes-and-materials/textiles) for our textiles program.  
See selection of standard and graded in manufacturers and patterns.
- ③ Plastic Color or Wood Finish - [See Plastic Color or Wood Finish Options](#)
  - a. Plastic Back - standard
  - b. Maple Back - standard
  - c. Walnut Back - add \$30 list per back
  - d. Essentials Veneer - Horizontal - add \$32 list per back
- ④ Handle Cut Out - add \$22 list per veneer back
- ⑦ Metal Frame Finish - [See Metal Frame Options](#)


Description	1 Model	Specifications	List Price Per Grade																												
44⅜" h Flared Arm Bar Stool	<b>KN3008PPF - All Plastic</b>	<table><tr><th>Dimensions</th><th>D</th><th>W</th><th>H</th></tr><tr><td>Overall</td><td>23 ¾</td><td>24 ⅞</td><td>44 ¾</td></tr><tr><td>Seat</td><td>17 ¾</td><td>21 ½</td><td>30 ½</td></tr><tr><td>Arm</td><td colspan="3">38 ⅝</td></tr><tr><th colspan="2">Upholstery</th><th colspan="2">Shipping</th></tr><tr><td>COM Ydg</td><td>¾</td><td>Ctn Wt</td><td>25</td></tr><tr><td>COL Sq Ft</td><td>14</td><td>Cu Ft</td><td>18</td></tr></table>	Dimensions	D	W	H	Overall	23 ¾	24 ⅞	44 ¾	Seat	17 ¾	21 ½	30 ½	Arm	38 ⅝			Upholstery		Shipping		COM Ydg	¾	Ctn Wt	25	COL Sq Ft	14	Cu Ft	18	All Plastic \$936
	Dimensions		D	W	H																										
Overall	23 ¾	24 ⅞	44 ¾																												
Seat	17 ¾	21 ½	30 ½																												
Arm	38 ⅝																														
Upholstery		Shipping																													
COM Ydg	¾	Ctn Wt	25																												
COL Sq Ft	14	Cu Ft	18																												
	<b>KN3008PUF - Seat Uph.</b>		COM \$1,078																												
	· foot rail for 11 ¾" high from floor		A \$1,086																												
	· maple wood trim arm caps available on standard nylon arms; add \$195 list		B \$1,104																												
	· wall saver		COL/C \$1,135																												
			D \$1,175																												
			E \$1,215																												
			F \$1,277																												
			G \$1,342																												
			H \$1,413																												
			I \$1,524																												
			J \$1,656																												
			L1 \$1,356																												
			L2 \$1,434																												

KN3008PPF  
plastic seat




KN3008PUF  
uph. seat

44⅜" h Flared Arm Bar Stool - Wood Back/Upholstered Seat	<b>KN3008WUF</b> <ul style="list-style-type: none"><li>· foot rail for 11 ¾" high from floor</li><li>· standard maple veneer back available in maple finishes</li><li>· optional walnut veneer back available in walnut finishes; add \$30 list</li><li>· optional essentials veneer - horizontal; add \$32 list</li><li>· optional handle cut out; add \$22 list</li><li>· maple wood trim arm caps available on standard nylon arms; add \$195 list</li><li>· wall saver</li></ul>	<table><tr><th>Dimensions</th><th>D</th><th>W</th><th>H</th></tr><tr><td>Overall</td><td>23 ¾</td><td>24 ⅞</td><td>44 ¾</td></tr><tr><td>Seat</td><td>17 ¾</td><td>21 ½</td><td>30 ½</td></tr><tr><td>Arm</td><td></td><td></td><td>38 ⅝</td></tr><tr><th colspan="2">Upholstery</th><th colspan="2">Shipping</th></tr><tr><td>COM Ydg</td><td>¾</td><td>Ctn Wt</td><td>25</td></tr><tr><td>COL Sq Ft</td><td>14</td><td>Cu Ft</td><td>18</td></tr></table>	Dimensions	D	W	H	Overall	23 ¾	24 ⅞	44 ¾	Seat	17 ¾	21 ½	30 ½	Arm			38 ⅝	Upholstery		Shipping		COM Ydg	¾	Ctn Wt	25	COL Sq Ft	14	Cu Ft	18	COM \$1,295 A \$1,303 B \$1,322 COL/C \$1,352 D \$1,392 E \$1,432 F \$1,494 G \$1,560 H \$1,630 I \$1,741 J \$1,873 L1 \$1,573 L2 \$1,652
Dimensions	D	W	H																												
Overall	23 ¾	24 ⅞	44 ¾																												
Seat	17 ¾	21 ½	30 ½																												
Arm			38 ⅝																												
Upholstery		Shipping																													
COM Ydg	¾	Ctn Wt	25																												
COL Sq Ft	14	Cu Ft	18																												





Description	① Model	Specifications				List Price Per Grade	
44⅜" h Flared Arm Bar Stool - All Upholstered  	KN3008UUF · foot rail for 11 ¾" high from floor · maple wood trim arm caps available on standard nylon arms; add \$195 list · multiple fabrics, see page <a href="#">KN5</a> · wall saver	Dimensions	D	W	H	COM	\$1,208
		Overall	23 ¾	24 ⅛	44 ⅜	A	\$1,225
		Seat	17 ⅜	21 ½	30 ½	B	\$1,253
		Arm			38 ⅝	COL/C	\$1,305
		Upholstery		Shipping		D	\$1,371
		COM Ydg	1 ¼	Ctn Wt	27	E	\$1,438
		COL Sq Ft	23	Cu Ft	18	F	\$1,540
						G	\$1,651
						H	\$1,768
						I	\$1,951
						J	\$2,173
						L1	\$1,672
						L2	\$1,804

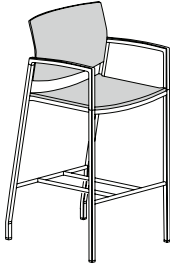
**To Order, Specify:**

- ① Model Number
- ② Fabric Selection - vendor, pattern and color  
Visit [www.jsifurniture.com/finishes-and-materials/textiles](http://www.jsifurniture.com/finishes-and-materials/textiles) for our textiles program.  
See selection of standard and graded in manufacturers and patterns.
- ③ Plastic Color or Wood Finish - [See Plastic Color or Wood Finish Options](#)
  - a. Plastic Back - standard
  - b. Maple Back - standard
  - c. Walnut Back - add \$30 list per back
  - d. Essentials Veneer - Horizontal - add \$32 list per back
- ④ Handle Cut Out - add \$22 list per veneer back
- ⑦ Metal Frame Finish - [See Metal Frame Options](#)

Knox

C  
O  
K  
C  
0  
0  
2  
0  
5

Description	① Model	Specifications				List Price Per Grade	
44⅜"h Arm Bar Stool	<b>KN3008PPS - All Plastic</b> <b>KN3008PUS - Seat Uph.</b> <ul style="list-style-type: none"><li>· foot rail for 11 ¾" high from floor</li><li>· maple wood trim arm caps available on standard nylon arms; add \$195 list</li><li>· wall saver</li></ul>	Dimensions	D	W	H	All Plastic	\$934
		Overall	23 ¾	21 ¼	44 ¾	COM	\$1,074
		Seat	17 ¾	19 ¾	30 ½	A	\$1,084
		Arm			38 ⅝	B	\$1,101
		Upholstery		Shipping		COL/C	\$1,132
		COM Ydg	¾	Ctn Wt	26	D	\$1,173
		COL Sq Ft	14	Cu Ft	16	E	\$1,212
						F	\$1,275
						G	\$1,339
						H	\$1,411
						I	\$1,522
						J	\$1,653
						L1	\$1,353
						L2	\$1,432
44⅜"h Straight Arm Bar Stool - Wood Back /Upholstered Seat	<b>KN3008WUS</b> <ul style="list-style-type: none"><li>· foot rail for 11 ¾" high from floor</li><li>· standard maple veneer back available in maple finishes</li><li>· optional walnut veneer back available in walnut finishes; add \$30 list</li><li>· optional essentials veneer - horizontal; add \$32 list</li><li>· optional handle cut out; add \$22 list</li><li>· maple wood trim arm caps available on standard nylon arms; add \$195 list</li><li>· wall saver</li></ul>	Dimensions	D	W	H	COM	\$1,292
		Overall	23 ¾	21 ¼	44 ¾	A	\$1,302
		Seat	17 ¾	19 ¾	30 ½	B	\$1,321
		Arm			38 ⅝	COL/C	\$1,350
		Upholstery		Shipping		D	\$1,390
		COM Ydg	¾	Ctn Wt	27	E	\$1,430
		COL Sq Ft	14	Cu Ft	16	F	\$1,493
						G	\$1,557
						H	\$1,629
						I	\$1,740
						J	\$1,872
						L1	\$1,572
						L2	\$1,651





Description	① Model	Specifications				List Price Per Grade	
44⅜" h Straight Arm Bar Stool - All Upholstered  	KN3008UUS <ul style="list-style-type: none"><li>• foot rail for 11 ¾" high from floor</li><li>• maple wood trim arm caps available on standard nylon arms; add \$195 list</li><li>• multiple fabrics, see page <a href="#">KN5</a></li><li>• wall saver</li></ul>	Dimensions	D	W	H	COM	\$1,207
		Overall	23 ¾	21 ¼	44 ⅜	A	\$1,223
		Seat	17 ⅜	19 ⅜	30½	B	\$1,252
		Arm			38 ⅝	COL/C	\$1,303
		Upholstery	Shipping			D	\$1,370
		COM Ydg	1 ¼	Ctn Wt	28	E	\$1,435
		COL Sq Ft	23	Cu Ft	16	F	\$1,539
						G	\$1,650
						H	\$1,767
						I	\$1,949
						J	\$2,170
						L1	\$1,671
						L2	\$1,803





**To Order, Specify:**

- ① Model Number
- ② Fabric Selection - vendor, pattern and color  
Visit [www.jsifurniture.com/finishes-and-materials/textiles](http://www.jsifurniture.com/finishes-and-materials/textiles) for our textiles program.  
See selection of standard and graded in manufacturers and patterns.
- ③ Plastic Color or Wood Finish - [See Plastic Color or Wood Finish Options](#)
  - a. Plastic Back - standard
  - b. Maple Back - standard
  - c. Walnut Back - add \$30 list per back
  - d. Essentials Veneer - Horizontal - add \$32 list per back
- ④ Handle Cut Out - add \$22 list per veneer back
- ⑦ Metal Frame Finish - [See Metal Frame Options](#)

Knox

C  
O  
K  
C  
0  
0  
2  
0  
5

Description	① Model	Specifications	List Price Per Grade																												
Flared Arm Swivel Chair	KN3000PPF - All Plastic KN3000PUF - Seat Uph.	<ul style="list-style-type: none"><li>standard black nylon base with hard tread dual casters</li><li>polished aluminum base; add \$103 list</li><li>maple wood trim arm caps available on standard nylon arms; add \$195 list</li><li>overall height range 31 ½" - 36 ¾"</li><li>seat height range 16 ½" - 22 ¼"</li><li>arm height range 30 ⅜" - 24 ⅝"</li></ul>	All Plastic \$841																												
			COM \$989																												
 KN3000PPF plastic seat	 KN3000PUF uph. seat	<table><tr><th>Dimensions</th><th>D</th><th>W</th><th>H</th></tr><tr><td>Overall</td><td>28 ½</td><td>28 ½</td><td>36 ¾</td></tr><tr><td>Seat</td><td>17 ¾</td><td>21 ½</td><td>22 ¼</td></tr><tr><td>Arm</td><td></td><td></td><td>30 ⅜</td></tr><tr><th colspan="2">Upholstery</th><th colspan="2">Shipping</th></tr><tr><td>COM Ydg</td><td>¾</td><td>Ctn Wt</td><td>30</td></tr><tr><td>COL Sq Ft</td><td>14</td><td>Cu Ft</td><td>20</td></tr></table>	Dimensions	D	W	H	Overall	28 ½	28 ½	36 ¾	Seat	17 ¾	21 ½	22 ¼	Arm			30 ⅜	Upholstery		Shipping		COM Ydg	¾	Ctn Wt	30	COL Sq Ft	14	Cu Ft	20	A \$998
			Dimensions	D	W	H																									
Overall	28 ½	28 ½	36 ¾																												
Seat	17 ¾	21 ½	22 ¼																												
Arm			30 ⅜																												
Upholstery		Shipping																													
COM Ydg	¾	Ctn Wt	30																												
COL Sq Ft	14	Cu Ft	20																												
			B \$1,015																												
			COL/C \$1,046																												
			D \$1,086																												
			E \$1,127																												
			F \$1,188																												
			G \$1,254																												
			H \$1,326																												
			I \$1,434																												
			J \$1,568																												
			L1 \$1,267																												
			L2 \$1,347																												
Flared Arm Swivel Chair - Wood Back/Upholstered Seat	KN3000WUF	<ul style="list-style-type: none"><li>standard black nylon base with hard tread dual casters</li><li>polished aluminum base; add \$103 list</li><li>standard maple veneer back available in maple finishes</li><li>optional walnut veneer back available in walnut finishes; add \$30 list</li><li>optional essentials veneer - horizontal; add \$32 list</li><li>optional handle cut out; add \$22 list</li><li>maple wood trim arm caps available on standard nylon arms; add \$195 list</li><li>overall height range 31 ½" - 36 ¾"</li><li>seat height range 16 ½" - 22 ¼"</li><li>arm height range 30 ⅜" - 24 ⅝"</li></ul>	COM \$1,206																												
			A \$1,215																												
		<table><tr><th>Dimensions</th><th>D</th><th>W</th><th>H</th></tr><tr><td>Overall</td><td>28 ½</td><td>28 ½</td><td>36 ¾</td></tr><tr><td>Seat</td><td>17 ¾</td><td>21 ½</td><td>22 ¼</td></tr><tr><td>Arm</td><td></td><td></td><td>30 ⅜</td></tr><tr><th colspan="2">Upholstery</th><th colspan="2">Shipping</th></tr><tr><td>COM Ydg</td><td>¾</td><td>Ctn Wt</td><td>30</td></tr><tr><td>COL Sq Ft</td><td>14</td><td>Cu Ft</td><td>20</td></tr></table>	Dimensions	D	W	H	Overall	28 ½	28 ½	36 ¾	Seat	17 ¾	21 ½	22 ¼	Arm			30 ⅜	Upholstery		Shipping		COM Ydg	¾	Ctn Wt	30	COL Sq Ft	14	Cu Ft	20	B \$1,233
			Dimensions	D	W	H																									
Overall	28 ½	28 ½	36 ¾																												
Seat	17 ¾	21 ½	22 ¼																												
Arm			30 ⅜																												
Upholstery		Shipping																													
COM Ydg	¾	Ctn Wt	30																												
COL Sq Ft	14	Cu Ft	20																												
			COL/C \$1,263																												
			D \$1,303																												
			E \$1,344																												
			F \$1,406																												
			G \$1,471																												
			H \$1,543																												
			I \$1,652																												
			J \$1,785																												
			L1 \$1,485																												
			L2 \$1,565																												
Flared Arm Swivel Chair - All Upholstered.	KN3000UUF	<ul style="list-style-type: none"><li>standard black nylon base with hard tread dual casters</li><li>polished aluminum base; add \$103 list</li><li>maple wood trim arm caps available on standard nylon arms; add \$195 list</li><li>multiple fabrics, see page KN5</li><li>overall height range 31 ½" - 36 ¾"</li><li>seat height range 16 ½" - 22 ¼"</li><li>arm height range 30 ⅜" - 24 ⅝"</li></ul>	COM \$1,132																												
			A \$1,148																												
		<table><tr><th>Dimensions</th><th>D</th><th>W</th><th>H</th></tr><tr><td>Overall</td><td>58 ½</td><td>28 ½</td><td>36 ¾</td></tr><tr><td>Seat</td><td>17 ¾</td><td>21 ½</td><td>22 ¼</td></tr><tr><td>Arm</td><td></td><td></td><td>30 ⅜</td></tr><tr><th colspan="2">Upholstery</th><th colspan="2">Shipping</th></tr><tr><td>COM Ydg</td><td>1 ¼</td><td>Ctn Wt</td><td>31</td></tr><tr><td>COL Sq Ft</td><td>23</td><td>Cu Ft</td><td>20</td></tr></table>	Dimensions	D	W	H	Overall	58 ½	28 ½	36 ¾	Seat	17 ¾	21 ½	22 ¼	Arm			30 ⅜	Upholstery		Shipping		COM Ydg	1 ¼	Ctn Wt	31	COL Sq Ft	23	Cu Ft	20	B \$1,176
			Dimensions	D	W	H																									
Overall	58 ½	28 ½	36 ¾																												
Seat	17 ¾	21 ½	22 ¼																												
Arm			30 ⅜																												
Upholstery		Shipping																													
COM Ydg	1 ¼	Ctn Wt	31																												
COL Sq Ft	23	Cu Ft	20																												
			COL/C \$1,228																												
			D \$1,295																												
			E \$1,361																												
			F \$1,462																												
			G \$1,575																												
			H \$1,692																												
			I \$1,874																												
			J \$2,096																												
			L1 \$1,596																												
			L2 \$1,729																												

Description	Model	Specifications	List Price Per Grade																												
Straight Arm Swivel Chair	KN3000PPS - All Plastic KN3000PUS - Seat Uph.	<ul style="list-style-type: none"><li>standard black nylon base with hard tread dual casters</li><li>polished aluminum base; add \$103 list</li><li>maple wood trim arm caps available on standard nylon arms; add \$195 list</li><li>overall height range 31 1/2" - 36 3/4"</li><li>seat height range 16 1/2" - 22 1/4"</li><li>arm height range 30 3/8" - 24 5/8"</li></ul>	All Plastic \$839																												
			COM \$988																												
 KN3000PPS plastic seat	 KN3000PUS uph. seat	<table><tr><th>Dimensions</th><th>D</th><th>W</th><th>H</th></tr><tr><td>Overall</td><td>28 1/2</td><td>28 1/2</td><td>36 3/4</td></tr><tr><td>Seat</td><td>17 3/8</td><td>19 3/8</td><td>22 1/4</td></tr><tr><td>Arm</td><td></td><td></td><td>30 3/8</td></tr><tr><th colspan="2">Upholstery</th><th colspan="2">Shipping</th></tr><tr><td>COM Ydg</td><td>3/4</td><td>Ctn Wt</td><td>30</td></tr><tr><td>COL Sq Ft</td><td>14</td><td>Cu Ft</td><td>20</td></tr></table>	Dimensions	D	W	H	Overall	28 1/2	28 1/2	36 3/4	Seat	17 3/8	19 3/8	22 1/4	Arm			30 3/8	Upholstery		Shipping		COM Ydg	3/4	Ctn Wt	30	COL Sq Ft	14	Cu Ft	20	A \$996
			Dimensions	D	W	H																									
Overall	28 1/2	28 1/2	36 3/4																												
Seat	17 3/8	19 3/8	22 1/4																												
Arm			30 3/8																												
Upholstery		Shipping																													
COM Ydg	3/4	Ctn Wt	30																												
COL Sq Ft	14	Cu Ft	20																												
			B \$1,014																												
			COL/C \$1,045																												
			D \$1,085																												
			E \$1,126																												
			F \$1,186																												
			G \$1,253																												
			H \$1,324																												
			I \$1,433																												
			J \$1,567																												
			L1 \$1,265																												
			L2 \$1,345																												
Straight Arm Swivel Chair - Wood Back/Upholstered Seat	KN3000WUS	<ul style="list-style-type: none"><li>standard black nylon base with hard tread dual casters</li><li>polished aluminum base; add \$103 list</li><li>standard maple veneer back available in maple finishes</li><li>optional walnut veneer back available in walnut finishes; add \$30 list</li><li>optional essentials veneer - horizontal; add \$32 list</li><li>optional handle cut out; add \$22 list</li><li>maple wood trim arm caps available on standard nylon arms; add \$195 list</li><li>overall height range 31 1/2" - 36 3/4"</li><li>seat height range 16 1/2" - 22 1/4"</li><li>arm height range 30 3/8" - 24 5/8"</li></ul>	COM \$1,205																												
			A \$1,213																												
		<table><tr><th>Dimensions</th><th>D</th><th>W</th><th>H</th></tr><tr><td>Overall</td><td>28 1/2</td><td>28 1/2</td><td>36 3/4</td></tr><tr><td>Seat</td><td>17 3/8</td><td>19 3/8</td><td>22 1/4</td></tr><tr><td>Arm</td><td></td><td></td><td>30 3/8</td></tr><tr><th colspan="2">Upholstery</th><th colspan="2">Shipping</th></tr><tr><td>COM Ydg</td><td>3/4</td><td>Ctn Wt</td><td>30</td></tr><tr><td>COL Sq Ft</td><td>14</td><td>Cu Ft</td><td>20</td></tr></table>	Dimensions	D	W	H	Overall	28 1/2	28 1/2	36 3/4	Seat	17 3/8	19 3/8	22 1/4	Arm			30 3/8	Upholstery		Shipping		COM Ydg	3/4	Ctn Wt	30	COL Sq Ft	14	Cu Ft	20	B \$1,232
			Dimensions	D	W	H																									
Overall	28 1/2	28 1/2	36 3/4																												
Seat	17 3/8	19 3/8	22 1/4																												
Arm			30 3/8																												
Upholstery		Shipping																													
COM Ydg	3/4	Ctn Wt	30																												
COL Sq Ft	14	Cu Ft	20																												
			COL/C \$1,262																												
			D \$1,302																												
			E \$1,342																												
			F \$1,404																												
			G \$1,470																												
			H \$1,541																												
			I \$1,651																												
			J \$1,784																												
			L1 \$1,483																												
			L2 \$1,563																												
Straight Arm Swivel Chair - All Upholstered	KN3000UUS	<ul style="list-style-type: none"><li>standard black nylon base with hard tread dual casters</li><li>polished aluminum base; add \$103 list</li><li>maple wood trim arm caps available on standard nylon arms; add \$195 list</li><li>multiple fabrics, see page <a href="#">KN5</a></li><li>overall height range 31 1/2" - 36 3/4"</li><li>seat height range 16 1/2" - 22 1/4"</li><li>arm height range 30 3/8" - 24 5/8"</li></ul>	COM \$1,131																												
			A \$1,146																												
		<table><tr><th>Dimensions</th><th>D</th><th>W</th><th>H</th></tr><tr><td>Overall</td><td>28 1/2</td><td>28 1/2</td><td>36 3/4</td></tr><tr><td>Seat</td><td>17 3/8</td><td>19 3/8</td><td>22 1/4</td></tr><tr><td>Arm</td><td></td><td></td><td>30 3/8</td></tr><tr><th colspan="2">Upholstery</th><th colspan="2">Shipping</th></tr><tr><td>COM Ydg</td><td>1 1/4</td><td>Ctn Wt</td><td>31</td></tr><tr><td>COL Sq Ft</td><td>23</td><td>Cu Ft</td><td>20</td></tr></table>	Dimensions	D	W	H	Overall	28 1/2	28 1/2	36 3/4	Seat	17 3/8	19 3/8	22 1/4	Arm			30 3/8	Upholstery		Shipping		COM Ydg	1 1/4	Ctn Wt	31	COL Sq Ft	23	Cu Ft	20	B \$1,175
			Dimensions	D	W	H																									
Overall	28 1/2	28 1/2	36 3/4																												
Seat	17 3/8	19 3/8	22 1/4																												
Arm			30 3/8																												
Upholstery		Shipping																													
COM Ydg	1 1/4	Ctn Wt	31																												
COL Sq Ft	23	Cu Ft	20																												
			COL/C \$1,227																												
			D \$1,292																												
			E \$1,360																												
			F \$1,461																												
			G \$1,573																												
			H \$1,690																												
			I \$1,873																												
			J \$2,095																												
			L1 \$1,594																												
			L2 \$1,727																												

**To Order, Specify:**

- Model Number
- Plastic Color or Wood Finish - [See Plastic Color or Wood Finish Options](#)
  - Plastic Back - standard
  - Maple Back - standard
  - Walnut Back - add \$30 list per back
  - Essentials Veneer - Horizontal - add \$32 list per back
- Fabric Selection - vendor, pattern and color  
Visit [www.jsifurniture.com/finishes-and-materials/textiles](http://www.jsifurniture.com/finishes-and-materials/textiles) for our textiles program. See selection of standard and graded in manufacturers and patterns.
- Handle Cut Out - add \$22 list per veneer back
- Arm Option - Arctic Silver (ASP) or Matte Black (MBK)
- Optional Wood Cap - add \$98 list per arm
- Metal Frame Finish - [See Metal Frame Options](#)
  - Arctic Silver (ASL)
  - Chrome (CHR) - add \$100 list
  - Matte Black (MBK)
  - Pewter (PEW)
- Base Finish -
  - Black (BL)
  - Polished Aluminum (PA) - add \$103 list

Kyla Order Check List:



- Specify:
- ☐ 1. Model Number
  - ☐ 2. Fabric Selection - vendor, pattern and color
  - ☐ 3. Wood Finish
  - ☐ 4. Plastic Color
  - ☐ 5. Metal Frame Tier/Color:
    - A. Tier 1 - no upcharge
    - B. Tier 2 - add \$150 list
    - C. Tier 3 - add \$170 list

Example:

KY29CP (model #)	MOMENTUM (fabric vendor)	VOX (pattern name)	MYSTIC (pattern color)	EWM (plastic)	PEW (metal frame)
---------------------	-----------------------------	-----------------------	---------------------------	------------------	----------------------

1. Model Number

2. Fabric Selection - Please supply the following:  
Fabric vendor/Pattern name/Pattern color

[For a complete list of JSI Standard and Graded-In Textiles click here](#)


- Indicate direction of fabric - Railroaded or Up the Roll
- Please provide illustration, if available

All COM orders must include the following:

- Vendor's name, pattern name and color
- Sample of the fabric attached to order
- Model numbers of items for fabric application
- Model numbers of items for fabric application
- Customer and purchase order number

Ship prepaid COM  
material to:  
JSI  
Attn: COM Dept  
201 East Martin Street  
Receiving B, Dock 71  
Orleans, IN 47452

Application of fabric:  
Railroaded Up the Roll



All COM orders will ship at standard lead time from receipt of  
COM except for orders requiring special custom matched  
finishes.

3. Wood Finish:

BAR	Barrel	LOF	Loft
BUF	Buff	MIN	Mineral
CSK	Cask	RAV	Raven
CND	Cinder	RYE	Rye
EGR	Egret	SAB	Sable
FAW	Fawn	SAD	Saddle
FLN	Flint	UMB	Umber

4. Plastic Color:

EWM	Extra White	TBM	Tricorn Black
KGR	Kiwi Green	TRD	Tolie Red

5. Metal Frame Tier/Color:


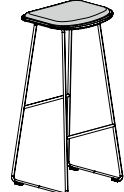


Tier 1:  
MBK Matte Black

Tier 2: add \$150 list

ABZ	Aged Bronze	PEW	Pewter
ASL	Arctic Silver	SBZ	Soft Bronze
BWH	Bright White	SNK	Soft Nickel
GLD	Gold		

Tier 3: add \$170 list

BRD	Beige Red (RAL3012)	SAL	Salmon Orange (RAL2012)
CAR	Carmine Red (RAL3002)	SPB	Sapphire Blue (RAL4007)
COP	Copper Brown (RAL8004)	SGR	Signal Green (RAL6032)
HYL	Honey Yellow (RAL1005)	SIG	Signal Orange (RAL2010)
LGR	Leaf Green (RAL6002)	SGY	Silk Grey (RAL7044)
MHB	Mahogany Brown (RAL8016)	SKY	Sky Blue (RAL5015)
MTQ	Mint Turquoise (RAL6033)	TBL	Traffic Blue (RAL5017)
OGR	Olive Green (RAL6003)	TRD	Traffic Red (RAL3020)
PPV	Purple Violet (RAL4007)	TQP	Turquoise Pastel (RAL6034)
QZG	Quartz Grey (RAL7039)	ZYL	Zinc Yellow (RAL1018)

Description	Model	Specifications	List Price Per Grade																								
<b>28¾" Barstool with Plastic Seat</b>   <b>KY29AP</b> plastic seat   <b>KY29CP</b> uph. seat pad	<b>KY29AP</b> <b>KY29CP - Uph. Pad.</b> • tiered pricing for metal finish options, see pg <a href="#">KY2</a>	<table> <tr> <th>Dimensions</th><th>D</th><th>W</th><th>H</th></tr> <tr> <td>Overall</td><td>13</td><td>14</td><td>28 ¾</td></tr> <tr> <td>Seat</td><td>11 ½</td><td>14</td><td>28 ¾</td></tr> <tr> <th>Upholstery</th><th colspan="3">Shipping</th></tr> <tr> <td>COM Ydg</td><td>½</td><td>Ctn Wt</td><td>16</td></tr> <tr> <td>COL Sq Ft</td><td></td><td>Cu Ft</td><td>7</td></tr> </table>	Dimensions	D	W	H	Overall	13	14	28 ¾	Seat	11 ½	14	28 ¾	Upholstery	Shipping			COM Ydg	½	Ctn Wt	16	COL Sq Ft		Cu Ft	7	Plastic Seat \$444 COM \$550 A \$558 B \$570 COL/C \$590 D \$619 E \$646 F \$689 G \$735 H \$785 I \$860 J \$953 L1 \$818 L2 \$892
Dimensions	D	W	H																								
Overall	13	14	28 ¾																								
Seat	11 ½	14	28 ¾																								
Upholstery	Shipping																										
COM Ydg	½	Ctn Wt	16																								
COL Sq Ft		Cu Ft	7																								
<b>28¾" Barstool with Wood Seat</b>   <b>KY29AW</b> wood seat   <b>KY29CP</b> uph. seat pad	<b>KY29AW</b> <b>KY29CW - Uph. Pad</b> • tiered pricing for metal finish options, see pg <a href="#">KY2</a>	<table> <tr> <th>Dimensions</th><th>D</th><th>W</th><th>H</th></tr> <tr> <td>Overall</td><td>13</td><td>14</td><td>28 ¾</td></tr> <tr> <td>Seat</td><td>11 ½</td><td>14</td><td>28 ¾</td></tr> <tr> <th>Upholstery</th><th colspan="3">Shipping</th></tr> <tr> <td>COM Ydg</td><td>½</td><td>Ctn Wt</td><td>14</td></tr> <tr> <td>COL Sq Ft</td><td></td><td>Cu Ft</td><td>6</td></tr> </table>	Dimensions	D	W	H	Overall	13	14	28 ¾	Seat	11 ½	14	28 ¾	Upholstery	Shipping			COM Ydg	½	Ctn Wt	14	COL Sq Ft		Cu Ft	6	Wood Seat \$697 COM \$802 A \$809 B \$821 COL/C \$843 D \$870 E \$899 F \$939 G \$986 H \$1,036 I \$1,115 J \$1,205 L1 \$1,069 L2 \$1,144
Dimensions	D	W	H																								
Overall	13	14	28 ¾																								
Seat	11 ½	14	28 ¾																								
Upholstery	Shipping																										
COM Ydg	½	Ctn Wt	14																								
COL Sq Ft		Cu Ft	6																								

**To Order, Specify:**

- Model Number
- Fabric Selection - vendor, pattern and color  
Visit [www.jsifurniture.com/finishes-and-materials/textiles](http://www.jsifurniture.com/finishes-and-materials/textiles) for our textiles program. See selection of standard and graded in manufacturers and patterns.
- Wood Finish/Color [See Wood Finish Options](#)
- Plastic Color [See Plastic Color Options](#)
- Metal Frame Tier/Color [See Metal Frame Tier Color Options](#)

**Specifications**

- Powder coat metal frame.
- Seat ¾" thick polypropylene or ¾" thick solid ash.
- Standard with screw-on black glides.





## Laurel Order Check List:



## Specify:

- ☐ 1. Model Number
- ☐ 2. Wood Species - Beech (B) (chairs) or Maple (M) (tables)
- ☐ 3. Wood Finish
- ☐ 4. Fabric Selection - vendor, pattern and color
- ☐ 5. Optional Anti-Microbial Arm Cap - add \$93 list per arm cap
- ☐ 6. Optional Rubber Cushion Nylon Glides - no upcharge; chairs only
- ☐ 7. Optional Coordinating Wood Grain Laminate Table Tops - no upcharge; tables only

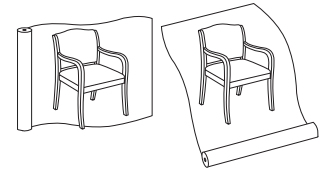
## Example:

<b>LA1281</b> (model #)	<b>B</b> (wood species)	<b>BAR</b> (finish)	<b>MOMENTUM</b> (fabric vendor)	<b>VOX</b> (pattern name)	<b>MYSTIC</b> (pattern color)
----------------------------	----------------------------	------------------------	------------------------------------	------------------------------	----------------------------------

## 1. Model Number

Ship prepaid COM  
material to:Application of fabric:  
Railroaded Up the Roll

JSI

Attn: COM Dept  
201 East Martin Street  
Receiving B, Dock 71  
Orleans, IN 47452All COM orders will ship at standard lead time from receipt of  
COM except for orders requiring special custom matched  
finishes.

## 2. Wood Species - Beech (B) (chairs) and Maple (M) (tables)

## 3. Wood Finish Options:

BAR	Barrel	MCH	Mocha
BRK	Brickdust	OBK	Outback
BUF	Buff	PIL	Pilsner
CSK	Cask	PIN	Pinnacle Walnut
CND	Cinder	RAV	Raven
CLY	Clay	RYE	Rye
EGR	Egret	SAB	Sable
FAW	Fawn	SAD	Saddle
FLX	Flax	SIE	Sienna
FLN	Flint	TRF	Truffle
FLO	Florence Walnut	UMB	Umber
LOF	Loft	VAL	Valley
MES	Mesa	WLH	Walnut Heights
MIN	Mineral		

5. Optional Anti-Microbial Arm Cap - add \$93 list per arm cap.  
Available on any Laurel model.

## 4. Fabric Selection - Please supply the following:

Fabric vendor/Pattern name/Pattern color

[For a complete list of JSI Standard and Graded-In Textiles click here](#)

When specifying contrasting upholstery, indicate clearly which  
upholstery is to be applied to the seat, back and arms. Use  
higher grade pricing.

- Indicate direction of fabric - Railroaded or Up the Roll
- Please provide illustration, if available

## All COM orders must include the following:


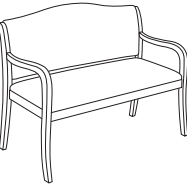
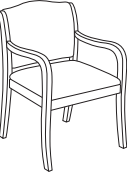
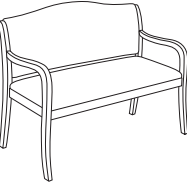
- Fabric vendor's name, pattern name and color
- Sample of the fabric attached to order
- Model numbers of items for fabric application
- front to back unless specified otherwise)
- Customer and purchase order number


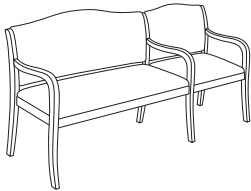
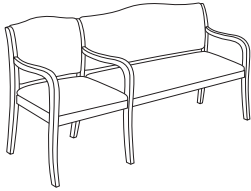
6. Optional Rubber Cushion Nylon Glides - no upcharge; chairs  
only7. Optional Coordinating Wood Grain Laminate Table Top - no  
upcharge; tables only.

BRK	Brickdust	MES	Mesa
CSK	Cask	MIN	Mineral
CLY	Clay	MCH	Mocha
EGR	Egret	OBK	Outback
FAW	Fawn	PIL	Pilsner
FLN	Flint	UMB	Umber
LOF	Loft	VAL	Valley

## Laurel

C  
O  
K  
C  
0  
0  
2  
0  
5

Description	① Model	Specifications	List Price Per Grade
<b>30" Bariatric</b> 	<b>LA1281B</b> · meets BIFMA x5.11 large occupant standard (253-400 lb individual) · optional anti-microbial arm cap - add \$186 list	<b>Dimensions</b>	COM \$2,240
		Overall 26 32 ½ 34 ½	A \$2,271
		Seat 18 ¼ 30 18	B \$2,331
		Arm 27 ½	COL/C \$2,439
		<b>Upholstery</b>	D \$2,573
		<b>Shipping</b>	E \$2,709
		COM Ydg 2 ¼ Ctn Wt 43	F \$2,852
		COL Sq Ft 41 Cu Ft 23	G \$3,058
			H \$3,273
			I \$3,615
<b>42" Bariatric</b> 	<b>LA1282B</b> · meets BIFMA x5.11 large occupant standard (253-400 lb individual) · optional anti-microbial arm cap - add \$186 list	<b>Dimensions</b>	COM \$2,447
		Overall 26 43 ½ 34 ½	A \$2,476
		Seat 18 ¼ 41 18	B \$2,536
		Arm 27 ½	COL/C \$2,643
		<b>Upholstery</b>	D \$2,776
		<b>Shipping</b>	E \$2,913
		COM Ydg 2 ¼ Ctn Wt 51	F \$3,059
		COL Sq Ft 45 Cu Ft 30	G \$3,261
			H \$3,477
			I \$3,817
<b>Guest Chair</b> 	<b>LA1281</b> · optional anti-microbial arm cap - add \$186 list	<b>Dimensions</b>	COM \$1,149
		Overall 26 22 ½ 34 ½	A \$1,169
		Seat 18 ¼ 20 18	B \$1,212
		Arm 27 ½	COL/C \$1,278
		<b>Upholstery</b>	D \$1,370
		<b>Shipping</b>	E \$1,461
		COM Ydg 1 ½ Ctn Wt 22	F \$1,557
		COL Sq Ft 27 Cu Ft 15	G \$1,692
			H \$1,836
			I \$2,065
<b>Loveseat</b> 	<b>LA1282</b> · optional anti-microbial arm cap - add \$186 list	<b>Dimensions</b>	COM \$1,988
		Overall 26 43 ½ 34 ½	A \$2,020
		Seat 18 ¼ 41 18	B \$2,076
		Arm 27 ½	COL/C \$2,184
		<b>Upholstery</b>	D \$2,317
		<b>Shipping</b>	E \$2,454
		COM Ydg 2 ¼ Ctn Wt 46	F \$2,598
		COL Sq Ft 45 Cu Ft 30	G \$2,802
			H \$3,018
			I \$3,358

Description	① Model	Specifications	List Price Per Grade
<b>Guest Chair</b>  	<b>LA1301</b> • optional anti-microbial arm cap - add \$186 list • full back • no exposed wood rails	<b>Dimensions</b>	COM \$1,152
		Overall 26 22 ½ 34 ½	A \$1,178
		Seat 18 ¼ 20 18	B \$1,223
		Arm 27 ½	COL/C \$1,308
		<b>Upholstery</b>	D \$1,412
		<b>Shipping</b>	E \$1,518
		COM Ydg 1 ¾ Ctn Wt 22	F \$1,630
		COL Sq Ft 32 Cu Ft 15	G \$1,785
			H \$1,956
			I \$2,221
<b>Loveseat/Chair Unit</b>  	<b>LA1283</b> • sequence facing unit • optional anti-microbial arm cap - add \$279 list	<b>Dimensions</b>	COM \$2,901
		Overall 26 64 ½ 34 ½	A \$2,952
		Seat 18 ¼ 41/20 18	B \$3,053
		Arm 27 ½	COL/C \$3,228
		<b>Upholstery</b>	D \$3,455
		<b>Shipping</b>	E \$3,682
		COM Ydg 3 ¾ Ctn Wt 64	F \$3,921
		COL Sq Ft 75 Cu Ft 44	G \$4,259
			H \$4,622
			I \$5,187
<b>Chair Unit/Loveseat</b>  	<b>LA1284</b> • sequence facing unit • optional anti-microbial arm cap - add \$279 list	<b>Dimensions</b>	COM \$2,901
		Overall 26 64 ½ 34 ½	A \$2,952
		Seat 18 ¼ 20/41 18	B \$3,053
		Arm 27 ½	COL/C \$3,228
		<b>Upholstery</b>	D \$3,455
		<b>Shipping</b>	E \$3,682
		COM Ydg 3 ¾ Ctn Wt 64	F \$3,921
		COL Sq Ft 75 Cu Ft 44	G \$4,259
			H \$4,622
			I \$5,187

**To Order, Specify:**

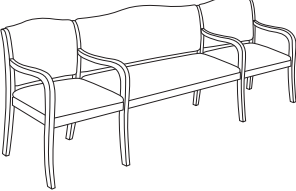
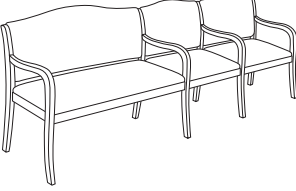
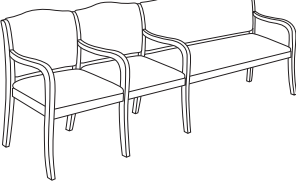
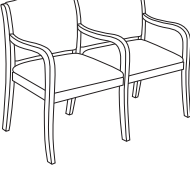
- ① Model Number
- ② Wood Species - Beech (B) (chairs)
- ③ Wood Finish [See Wood Finish Options](#)
- ④ Fabric Selection - vendor, pattern and color  
Visit [www.jsifurniture.com/finishes-and-materials/textiles](http://www.jsifurniture.com/finishes-and-materials/textiles) for our textiles program. See selection of standard and graded in manufacturers and patterns.
- ⑤ Optional Anti-Microbial Arm Cap - add \$93 list per arm cap
- ⑥ Optional Rubber Cushion Nylon Glides - no upcharge; chairs only

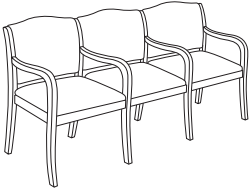
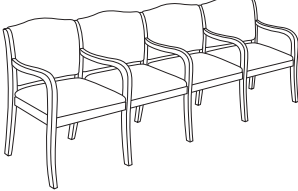
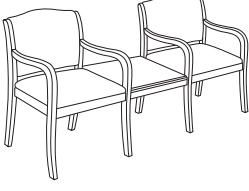
**Specifications**

- Wood species - Beech (chairs).
- Seat has synthetic sheet webbing and 2" high density polyurethane foam.
- Back has polypropylene webbing and 1 ½" polyurethane foam.
- Mortise and tenon construction with corner blocks, glue and screws.
- Solid one piece steam bent arms with front leg assembly.
- Standard with rubber cushion metal glides.

Laurel

C  
O  
K  
C  
0  
0  
2  
0  
5

Description	① Model	Specifications				List Price Per Grade	
<b>Chair/Loveseat/Chair Unit</b> 	<b>LA1285</b> · optional anti-microbial arm cap - add \$372 list	<b>Dimensions</b>	<b>D</b>	<b>W</b>	<b>H</b>	COM	\$3,809
		Overall	26	85 ¾	34 ½	A	\$3,880
		Seat	18 ¼	20/41/20	18	B	\$4,022
		Arm			27 ½	COL/C	\$4,268
		<b>Upholstery</b>		<b>Shipping</b>		D	\$4,587
		COM Ydg	5 ¼	Ctn Wt	82	E	\$4,902
		COL Sq Ft	105	Cu Ft	58	F	\$5,236
						G	\$5,710
<b>Loveseat/Chair/Chair Unit</b> 	<b>LA1286</b> · sequence facing unit · optional anti-microbial arm cap - add \$372 list	<b>Dimensions</b>	<b>D</b>	<b>W</b>	<b>H</b>	COM	\$3,809
		Overall	26	85 ¾	34 ½	A	\$3,880
		Seat	18 ¼	41/20/20	18	B	\$4,022
		Arm			27 ½	COL/C	\$4,268
		<b>Upholstery</b>		<b>Shipping</b>		D	\$4,587
		COM Ydg	5 ¼	Ctn Wt	82	E	\$4,902
		COL Sq Ft	105	Cu Ft	58	F	\$5,236
						G	\$5,710
<b>Chair/Chair/Loveseat Unit</b> 	<b>LA1287</b> · sequence facing unit · optional anti-microbial arm cap - add \$372 list	<b>Dimensions</b>	<b>D</b>	<b>W</b>	<b>H</b>	COM	\$3,809
		Overall	26	85 ¾	34 ½	A	\$3,880
		Seat	18 ¼	20/20/41	18	B	\$4,022
		Arm			27 ½	COL/C	\$4,268
		<b>Upholstery</b>		<b>Shipping</b>		D	\$4,587
		COM Ydg	5 ¼	Ctn Wt	82	E	\$4,902
		COL Sq Ft	105	Cu Ft	58	F	\$5,236
						G	\$5,710
<b>Two Seat Unit</b> 	<b>LA1292</b> · optional anti-microbial arm cap - add \$279 list	<b>Dimensions</b>	<b>D</b>	<b>W</b>	<b>H</b>	COM	\$2,063
		Overall	26	43 ½	34 ½	A	\$2,102
		Seat	18 ¼	20	18	B	\$2,184
		Arm			27 ½	COL/C	\$2,327
		<b>Upholstery</b>		<b>Shipping</b>		D	\$2,506
		COM Ydg	3	Ctn Wt	42	E	\$2,687
		COL Sq Ft	54	Cu Ft	30	F	\$2,876
						G	\$3,149
						H	\$3,438
						I	\$3,891
						J	\$4,435
						L1	\$3,203
						L2	\$3,494

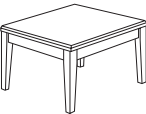
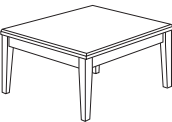
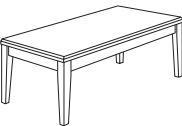

Description	① Model	Specifications	List Price Per Grade
<b>Three Seat Unit</b>  	<b>LA1293</b> • optional anti-microbial arm cap - add \$372 list	<b>Dimensions</b>	COM \$2,972
		Overall 26 64 7/8 34 1/2	A \$3,034
		Seat 18 1/4 20 18	B \$3,155
		Arm 27 1/2	COL/C \$3,368
		<b>Upholstery</b>	D \$3,639
		<b>Shipping</b>	E \$3,910
		COM Ydg 4 1/2 Ctn Wt 60	F \$4,196
		COL Sq Ft 81 Cu Ft 44	G \$4,604
			H \$5,038
			I \$5,719
<b>Four Seat Unit</b>  	<b>LA1294</b> • optional anti-microbial arm cap - add \$465 list	<b>Dimensions</b>	COM \$3,881
		Overall 26 86 1/8 34 1/2	A \$3,962
		Seat 18 1/4 20 18	B \$4,126
		Arm 27 1/2	COL/C \$4,404
		<b>Upholstery</b>	D \$4,769
		<b>Shipping</b>	E \$5,131
		COM Ydg 6 Ctn Wt 78	F \$5,513
		COL Sq Ft 108 Cu Ft 58	G \$6,055
			H \$6,633
			I \$7,544
<b>Chair/Table/Chair Unit</b>  	<b>LA1295</b> • optional anti-microbial arm cap - add \$372 list • table - optional coordinating wood grain laminate - no upcharge	<b>Dimensions</b>	COM \$2,775
		Overall 26 64 1/2 34 1/2	A \$2,814
		Seat 18 1/4 20 18	B \$2,896
		Arm 27 1/2	COL/C \$3,036
		<b>Upholstery</b>	D \$3,222
		<b>Shipping</b>	E \$3,398
		COM Ydg 3 Ctn Wt 58	F \$3,589
		COL Sq Ft 54 Cu Ft 44	G \$3,861
			H \$4,150
			I \$4,605

**To Order, Specify:**

- Model Number
- Wood Species - Beech (B) - chairs; Maple (M) - tables
- Wood Finish [See Wood Finish Options](#)
- Fabric Selection - vendor, pattern and color  
Visit [www.jsifurniture.com/finishes-and-materials/textiles](http://www.jsifurniture.com/finishes-and-materials/textiles) for our textiles program.  
See selection of standard and graded in manufacturers and patterns.
- Optional Anti-Microbial Arm Cap - add \$93 list per arm cap
- Optional Rubber Cushion Nylon Glides - no upcharge; chairs only
- Optional Coordinating Wood Grain Laminate  
Table Tops - no upcharge; tables only [See Coordinating Wood Grain Laminate Table Top Options](#)

**Specifications**

- Wood species - Maple veneer (tables).
- Top core material is 1 1/8" thick with 45 lb. density industrial grade particle board.
- Face is wood veneer or .050 horizontal grade HPL.
- Backer is bonded to bottom side to ensure balanced construction.
- All tops have internal solid lumber bands with overlay laminate or veneer.

Description	D	W	H	CTN WT	CU FT	① Model	List Price
End Table	24	24	17	25	4	LA2424ET	\$987
 <ul style="list-style-type: none"><li>· maple veneer top</li><li>· ships KD</li></ul>							
End Table	30	30	17	40	6	LA3030ET	\$1,155
 <ul style="list-style-type: none"><li>· maple veneer top</li><li>· ships KD</li></ul>							
Magazine Table	20	42	17	45	6	LA2042MT	\$1,168
 <ul style="list-style-type: none"><li>· maple veneer top</li><li>· ships KD</li></ul>							
Corner Table	36	36	17	50	8	LA3636CT	\$1,360
 <ul style="list-style-type: none"><li>· maple veneer top</li><li>· ships KD</li></ul>							

To Order, Specify:

- ① Model Number
  - ② Wood Finish [See Wood Finish Options](#)
  - ③ Optional Anti-Microbial Arm Cap - add \$93 list per arm cap
  - ④ Optional Rubber Cushion Nylon Glides - no upcharge; chairs only
  - ⑤ Optional Coordinating Wood Grain Laminate
- Table Tops - no upcharge; tables only [See Coordinating Wood Grain Laminate Table Top Options](#)

Specifications

- Wood species - Maple veneer (tables).
- Top core material is 1 1/8" thick with 45 lb. density industrial grade particle board.
- Face is wood veneer or .050 horizontal grade HPL.
- Backer is bonded to bottom side to ensure balanced construction.
- All tops have internal solid lumber bands with overlay laminate or veneer.

## Mackey Order Check List:



## Specify:

- ☐ 1. Model Number
- ☐ 2. Fabric Selection - vendor, pattern and color
- ☐ 3. Wood Species/Finish/Color
- A. Maple (M) - no upcharge
- B. White Oak (WO)- add \$94 list
- ☐ 4. Metal Frame Tier/Color:
- A. Tier 1 - no upcharge
- B. Tier 2 - add \$150 list
- C. Tier 3 - add \$170 list

## Example:

MY24C (model #)	MOMENTUM (fabric vendor)	VOX (pattern name)	MYSTIC (pattern color)	BAR (wood finish)	PEW (metal frame)
--------------------	-----------------------------	-----------------------	---------------------------	----------------------	----------------------

## 1. Model Number

2. Fabric Selection - Please supply the following:  
Fabric vendor/Pattern name/Pattern color

[For a complete list of JSI Standard and Graded-In Textiles click here](#)

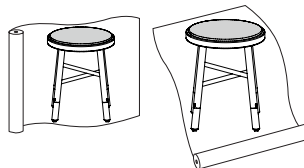
- Indicate direction of fabric - Railroaded or Up the Roll
- Please provide illustration, if available

**All COM orders must include the following:**

- Vendor's name, pattern name and color
- Sample of the fabric attached to order
- Model numbers of items for fabric application
- front to back unless specified otherwise)
- Customer and purchase order number

Ship prepaid COM  
material to:  
JSI  
Attn: COM Dept  
201 East Martin Street  
Receiving B, Dock 71  
Orleans, IN 47452

Application of fabric:  
Railroaded      Up the Roll



All COM orders will ship at standard lead time from receipt of COM except for orders requiring special custom matched finishes.

## 3. Wood Base/Color Options:

## Maple (M)

BAR	Barrel	MCH	Mocha
BRK	Brickdust	OBK	Outback
BUF	Buff	PIL	Pilsner
CSK	Cask	PIN	Pinnacle Walnut
CND	Cinder	RAV	Raven
CLY	Clay	RYE	Rye
EGR	Egret	SAB	Sable
FAW	Fawn	SAD	Saddle
FLX	Flax	SIE	Sienna
FLN	Flint	TRF	Truffle
FLR	Florence Walnut	UMB	Umber
LOF	Loft	VAL	Valley
MES	Mesa	WLH	Walnut Heights
MIN	Mineral		

3. Wood Finish/Color: (cont)  
White Oak (WO), add \$94 list

BAR	Barrel	LOF	Loft
BUF	Buff	MIN	Mineral
CSK	Cask	RAV	Raven
CND	Cinder	RYE	Rye
EGR	Egret	SAB	Sable
FAW	Fawn	SAD	Saddle
FLN	Flint	UMB	Umber

4. Metal Frame Tier/Color:

Tier 1:

MBK	Matte Black	RML	Raw
-----	-------------	-----	-----

Tier 2: add \$150 list

ABZ	Aged Bronze	PEW	Pewter
ASL	Arctic Silver	SBZ	Soft Bronze
BWH	Bright White	SNK	Soft Nickel
GLD	Gold		

Tier 3: add \$170 list

BRD	Beige Red (RAL3012)	SAL	Salmon Orange (RAL2012)
CAR	Carmine Red (RAL3002)	SPB	Sapphire Blue (RAL4007)
COP	Copper Brown (RAL8004)	SGR	Signal Green (RAL6032)
HYL	Honey Yellow (RAL1005)	SIG	Signal Orange (RAL2010)
LGR	Leaf Green (RAL6002)	SGY	Silk Grey (RAL7044)
MHB	Mahogany Brown (RAL8016)	SKY	Sky Blue (RAL5015)
MTQ	Mint Turquoise (RAL6033)	TBL	Traffic Blue (RAL5017)
OGR	Olive Green (RAL6003)	TRD	Traffic Red (RAL3020)
PPV	Purple Violet (RAL4007)	TQP	Turquoise Pastel (RAL6034)
QZG	Quartz Grey (RAL7039)	ZYL	Zinc Yellow (RAL1018)

Specifications:

- Powder coat or raw metal frame.
- Metal stretcher rails.
- 1 1/4" solid maple or white oak seat.
- 4" solid maple or white oak foot with exposed bolts.
- 3/4" upholstered seat pad.
- Metal nail in glide.

C  
O  
K  
C  
0  
0  
2  
0  
5



Description	Model	Specifications	List Price Per Grade																								
30"h Barstool	<b>MY30A</b> <b>MY30C - Uph. Pad</b> <ul style="list-style-type: none"> <li>tiered pricing for metal finish options, see pg <a href="#">MY2</a></li> <li>4" wood foot with exposed bolts</li> <li>metal stretcher rails on sides and front and back</li> </ul>	<table> <tr> <th>Dimensions</th><th>D</th><th>W</th><th>H</th></tr> <tr> <td>Overall</td><td>19½</td><td>19½</td><td>30</td></tr> <tr> <td>Seat</td><td>16</td><td>16</td><td>30</td></tr> <tr> <th colspan="2">Upholstery</th><th colspan="2">Shipping</th></tr> <tr> <td>COM Ydg</td><td>½</td><td>Ctn Wt</td><td>22</td></tr> <tr> <td>COL Sq Ft</td><td>14</td><td>Cu Ft</td><td>8</td></tr> </table>	Dimensions	D	W	H	Overall	19½	19½	30	Seat	16	16	30	Upholstery		Shipping		COM Ydg	½	Ctn Wt	22	COL Sq Ft	14	Cu Ft	8	Wood Seat \$823 COM \$910 A \$917 B \$933 COL/C \$957 D \$990 E \$1,021 F \$1,072 G \$1,126 H \$1,183 I \$1,275 J \$1,382 L1 \$1,224 L2 \$1,309
Dimensions	D	W	H																								
Overall	19½	19½	30																								
Seat	16	16	30																								
Upholstery		Shipping																									
COM Ydg	½	Ctn Wt	22																								
COL Sq Ft	14	Cu Ft	8																								
24"h Counter Height Stool	<b>MY24A</b> <b>MY24C - Uph. Pad</b> <ul style="list-style-type: none"> <li>tiered pricing for metal finish options, see pg <a href="#">MY2</a></li> <li>4" wood foot with exposed bolts</li> <li>metal stretcher rails on sides and front and back</li> </ul>	<table> <tr> <th>Dimensions</th><th>D</th><th>W</th><th>H</th></tr> <tr> <td>Overall</td><td>19½</td><td>19½</td><td>24</td></tr> <tr> <td>Seat</td><td>16</td><td>16</td><td>24</td></tr> <tr> <th colspan="2">Upholstery</th><th colspan="2">Shipping</th></tr> <tr> <td>COM Ydg</td><td>½</td><td>Ctn Wt</td><td>20</td></tr> <tr> <td>COL Sq Ft</td><td>14</td><td>Cu Ft</td><td>6</td></tr> </table>	Dimensions	D	W	H	Overall	19½	19½	24	Seat	16	16	24	Upholstery		Shipping		COM Ydg	½	Ctn Wt	20	COL Sq Ft	14	Cu Ft	6	Wood Seat \$823 COM \$910 A \$917 B \$933 COL/C \$957 D \$990 E \$1,021 F \$1,072 G \$1,126 H \$1,183 I \$1,275 J \$1,382 L1 \$1,224 L2 \$1,309
Dimensions	D	W	H																								
Overall	19½	19½	24																								
Seat	16	16	24																								
Upholstery		Shipping																									
COM Ydg	½	Ctn Wt	20																								
COL Sq Ft	14	Cu Ft	6																								
17"h Seated Height Stool	<b>MY17A</b> <b>MY17C - Uph. Pad</b> <ul style="list-style-type: none"> <li>tiered pricing for metal finish options, see pg <a href="#">MY2</a></li> <li>4" wood foot with exposed bolts</li> <li>cross rails</li> </ul>	<table> <tr> <th>Dimensions</th><th>D</th><th>W</th><th>H</th></tr> <tr> <td>Overall</td><td>19½</td><td>19½</td><td>17</td></tr> <tr> <td>Seat</td><td>16</td><td>16</td><td>17</td></tr> <tr> <th colspan="2">Upholstery</th><th colspan="2">Shipping</th></tr> <tr> <td>COM Ydg</td><td>½</td><td>Ctn Wt</td><td>18</td></tr> <tr> <td>COL Sq Ft</td><td>14</td><td>Cu Ft</td><td>4</td></tr> </table>	Dimensions	D	W	H	Overall	19½	19½	17	Seat	16	16	17	Upholstery		Shipping		COM Ydg	½	Ctn Wt	18	COL Sq Ft	14	Cu Ft	4	Wood Seat \$795 COM \$887 A \$893 B \$908 COL/C \$934 D \$965 E \$999 F \$1,049 G \$1,102 H \$1,161 I \$1,251 J \$1,360 L1 \$1,200 L2 \$1,286
Dimensions	D	W	H																								
Overall	19½	19½	17																								
Seat	16	16	17																								
Upholstery		Shipping																									
COM Ydg	½	Ctn Wt	18																								
COL Sq Ft	14	Cu Ft	4																								

**To Order, Specify:**

- Model Number
- Fabric Selection - vendor, pattern and color  
Visit [www.jsifurniture.com/finishes-and-materials/textiles](http://www.jsifurniture.com/finishes-and-materials/textiles) for our textiles program. See selection of standard and graded in manufacturers and patterns.
- Wood Species/Finish/Color [See Wood Species/Finish Color Options](#)
- Metal Frame Tier/Color [See Metal Frame Tier/Color Options](#)

Madison Order Check List:



Specify:

☐ 1. Model Number

☐ 2. Wood Species - Maple (M)

☐ 3. Wood Base/Arm Detail Finish

☐ 4. Fabric Selection - vendor, pattern and color

☐ 5. Optional Black Pneumatic or Mechanical Jury Base - add \$203 list; wood base standard

☐ 6. Optional Knee-Tilt - add \$139 list

☐ 7. Optional Black Antique Trim Nails - no upcharge  
(Replaces standard antique brass trim nails)

☐ 6. Optional Plastic Bumper Guard - add \$25 list

Example:

MA1500F (model #)	M (wood species)	BAR (finish) wood base/arm detail	MOMENTUM (fabric vendor)	VOX (pattern name)	MYSTIC (pattern color)
----------------------	---------------------	---	-----------------------------	-----------------------	---------------------------

1. Model Number

2. Wood Species - Maple (M)

3. Wood Base/Arm Detail Finish Options:

BAR	Barrel	MCH	Mocha
BRK	Brickdust	OBK	Outback
BUF	Buff	PIL	Pilsner
CSK	Cask	PIN	Pinnacle Walnut
CND	Cinder	RAV	Raven
CLY	Clay	RYE	Rye
EGR	Egret	SAB	Sable
FAW	Fawn	SAD	Saddle
FLX	Flax	SIE	Sienna
FLN	Flint	TRF	Truffle
FLO	Florence Walnut	UMB	Umber
LOF	Loft	VAL	Valley
MES	Mesa	WLH	Walnut Heights
MIN	Mineral		

4. Fabric Selection - Please supply the following:  
Fabric vendor/Pattern name/Pattern color

For a complete list of JSI Standard and Graded-In Textiles click here

When specifying contrasting upholstery, indicate clearly which upholstery is to be applied to the seat, back and arms. Use higher grade pricing.

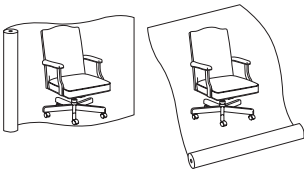
- Indicate direction of fabric - Railroaded or Up the Roll
- Please provide illustration, if available

All COM orders must include the following:

- Vendor's name, pattern name and color
- Sample of the fabric attached to order
- Model numbers of items for fabric application
- Special application instructions (e.g., all stripes will be applied front to back unless specified otherwise)
- Customer and purchase order number

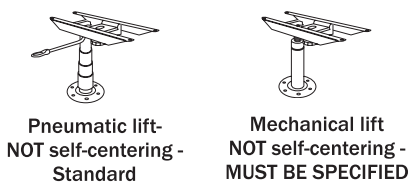
Ship prepaid COM material to:  
JSI  
Attn: COM Dept  
201 East Martin Street  
Receiving B, Dock 71  
Orleans, IN 47452

Application of fabric:  
Railroaded      Up the Roll



All COM orders will ship at standard lead time from receipt of COM except for orders requiring special custom matched finishes.

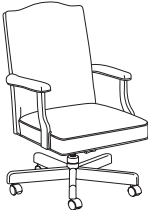

5. Base Black Jury Base - add \$203 list



6. Optional Knee-Tilt - add \$139 list

7. Optional Black Antique Trim Nails - no upcharge  
(Replaces standard antique brass trim nails)

8. Optional Plastic Bumper Guard - add \$25 list

Description	① Model	Specifications				List Price Per Grade	
<b>Executive Swivel</b> 	<b>MA1500F</b> • plain seat and back • upholstered arm cap • overall height range is 40 ½ – 44 • seat height range is 19 – 22 ½ • arm height range is 25 ½ – 29	<b>Dimensions</b>	<b>D</b>	<b>W</b>	<b>H</b>	COM	\$1,615
		Overall	25	26 ½	44	A	\$1,648
		Seat	18 ½	21 ½	22 ½	B	\$1,708
		Arm			29	COL/C	\$1,818
		<b>Upholstery</b>		<b>Shipping</b>		D	\$1,958
		COM Ydg	2 ½	Ctn Wt	58	E	\$2,098
		COL Sq Ft	45	Cu Ft	15	F	\$2,246
						G	\$2,457
						H	\$2,681
						I	\$3,032
<b>Executive Swivel with Trim Nails</b> 	<b>MA1500J</b> • plain seat and back • upholstered arm cap • Antique Brass trim nails • overall height range is 40 ½ – 44 • seat height range is 19 – 22 ½ • arm height range is 25 ½ – 29	<b>Dimensions</b>	<b>D</b>	<b>W</b>	<b>H</b>	COM	\$1,768
		Overall	25	26 ½	44	A	\$1,800
		Seat	18 ½	21 ½	22 ½	B	\$1,861
		Arm			29	COL/C	\$1,972
		<b>Upholstery</b>		<b>Shipping</b>		D	\$2,110
		COM Ydg	2 ½	Ctn Wt	58	E	\$2,249
		COL Sq Ft	45	Cu Ft	15	F	\$2,399
						G	\$2,610
						H	\$2,835
						I	\$3,184

**To Order, Specify:**





- ① Model Number
- ② Wood Species - Maple (M)
- ③ Wood Base/Arm Detail Finish [See Wood Base/Arm Detail Finish Options](#)
- ④ Fabric Selection - vendor, pattern and color  
Visit [www.jsifurniture.com/finishes-and-materials/textiles](http://www.jsifurniture.com/finishes-and-materials/textiles) for our textiles program.  
See selection of standard and graded in manufacturers and patterns.
- ⑤ Optional Black Jury Base - add \$203 list; wood base standard (self-centering manual available - specify when ordering)
- ⑥ Optional Knee-Tilt - add \$139 list
- ⑦ Optional Black Antique Trim Nails - replaces standard antique brass - no upcharge
- ⑧ Optional Plastic Bumper Guard - add \$25 list

**Specifications**


- Wood species - Maple.
- Seat has synthetic sheet webbing and 3" polyurethane foam.
- Back has polypropylene webbing and 2" polyurethane foam.
- Arms have 1 ½" polyurethane foam.
- Swivels revolve, tilt, a wood base with antique brass hood over dual wheel casters and a pneumatic lift.
- Mortise and tenon construction with corner blocks, glue and screws.


## Madison

C  
O  
K  
C  
0  
0  
2  
0  
5

Description	① Model	Specifications	List Price Per Grade
Executive Swivel 	<b>MA1530F</b> · plain seat and back · upholstered arm rest · overall height range is 40 ½ – 44 · seat height range is 19 – 22 ½ · arm height range is 25 ½ – 29	<b>Dimensions</b>	<b>COM \$1,763</b>
		<b>D W H</b>	<b>A \$1,791</b>
		Overall 25 26 ½ 44	<b>B \$1,856</b>
		Seat 18 ½ 21 ½ 22 ½	<b>COL/C \$1,966</b>
		Arm 29	<b>D \$2,105</b>
		<b>Upholstery Shipping</b>	<b>E \$2,244</b>
		COM Ydg 2 ½ Ctn Wt 58	<b>F \$2,392</b>
		COL Sq Ft 45 Cu Ft 15	<b>G \$2,605</b>
			<b>H \$2,827</b>
			<b>I \$3,179</b>
			<b>J \$3,600</b>
			<b>L1 \$2,645</b>
			<b>L2 \$2,870</b>
Executive Swivel with Trim Nails 	<b>MA1530J</b> · plain seat and back · Antique Brass trim nails · upholstered arm rest · overall height range is 40 ½ – 44 · seat height range is 19 – 22 ½ · arm height range is 25 ½ – 29	<b>Dimensions</b>	<b>COM \$1,913</b>
		<b>D W H</b>	<b>A \$1,945</b>
		Overall 25 26 ½ 44	<b>B \$2,006</b>
		Seat 18 ½ 21 ½ 22 ½	<b>COL/C \$2,117</b>
		Arm 29	<b>D \$2,257</b>
		<b>Upholstery Shipping</b>	<b>E \$2,398</b>
		COM Ydg 2 ½ Ctn Wt 58	<b>F \$2,545</b>
		COL Sq Ft 45 Cu Ft 15	<b>G \$2,756</b>
			<b>H \$2,979</b>
			<b>I \$3,330</b>
			<b>J \$3,752</b>
			<b>L1 \$2,798</b>
			<b>L2 \$3,023</b>
Executive Swivel 	<b>MA1500G</b> · fold tufted back · plain seat · upholstered arm cap · overall height range is 40 ½ – 44 · seat height range is 19 – 22 ½ · arm height range is 25 ½ – 29	<b>Dimensions</b>	<b>COM \$1,782</b>
		<b>D W H</b>	<b>A \$1,819</b>
		Overall 25 26 ½ 44	<b>B \$1,894</b>
		Seat 18 ½ 21 ½ 22 ½	<b>COL/C \$2,027</b>
		Arm 29	<b>D \$2,196</b>
		<b>Upholstery Shipping</b>	<b>E \$2,362</b>
		COM Ydg 3 Ctn Wt 58	<b>F \$2,540</b>
		COL Sq Ft 54 Cu Ft 15	<b>G \$2,794</b>
			<b>H \$3,061</b>
			<b>I \$3,482</b>
			<b>J \$3,989</b>
			<b>L1 \$2,844</b>
			<b>L2 \$3,113</b>
Executive Swivel with Trim Nails 	<b>MA1500K</b> · fold tufted back · plain seat · upholstered arm cap · Antique Brass trim nails · overall height range is 40 ½ – 44 · seat height range is 19 – 22 ½ · arm height range is 25 ½ – 29	<b>Dimensions</b>	<b>COM \$1,910</b>
		<b>D W H</b>	<b>A \$1,947</b>
		Overall 25 26 ½ 44	<b>B \$2,022</b>
		Seat 18 ½ 21 ½ 22 ½	<b>COL/C \$2,154</b>
		Arm 29	<b>D \$2,322</b>
		<b>Upholstery Shipping</b>	<b>E \$2,491</b>
		COM Ydg 3 Ctn Wt 58	<b>F \$2,667</b>
		COL Sq Ft 54 Cu Ft 15	<b>G \$2,920</b>
			<b>H \$3,188</b>
			<b>I \$3,611</b>
			<b>J \$4,115</b>
			<b>L1 \$2,971</b>
			<b>L2 \$3,241</b>

MADISON

Description	① Model	Specifications				List Price Per Grade	
<div>Executive Swivel</div> 	<div>MA1530G</div> <ul style="list-style-type: none"><li>• fold tufted back</li><li>• plain seat</li><li>• upholstered arm rest</li><li>• overall height range is 40 ½ - 44</li><li>• seat height range is 19 - 22 ½</li><li>• arm height range is 25 ½ - 29</li></ul>	Dimensions	D	W	H	COM	\$1,929
		Overall	25	26 ½	44	A	\$1,967
		Seat	18 ½	21 ½	22 ½	B	\$2,041
		Arm			29	COL/C	\$2,172
		Upholstery		Shipping		D	\$2,341
		COM Ydg	3	Ctn Wt	58	E	\$2,508
		COL Sq Ft	54	Cu Ft	15	F	\$2,686
						G	\$2,938
						H	\$3,208
						I	\$3,631
				J	\$4,135		
				L1	\$2,991		
				L2	\$3,258		

<div>Executive Swivel with Trim Nails</div> 	<div>MA1530K</div> <ul style="list-style-type: none"><li>• fold tufted back</li><li>• plain seat</li><li>• upholstered arm rest</li><li>• Antique Brass trim nails</li><li>• overall height range is 40 ½ - 44</li><li>• seat height range is 19 - 22 ½</li><li>• arm height range is 25 ½ - 29</li></ul>	Dimensions	D	W	H	COM	\$2,057
		Overall	25	26 ½	44	A	\$2,094
		Seat	18 ½	21 ½	22 ½	B	\$2,169
		Arm			29	COL/C	\$2,302
		Upholstery		Shipping		D	\$2,468
		COM Ydg	3	Ctn Wt	58	E	\$2,638
		COL Sq Ft	54	Cu Ft	15	F	\$2,814
						G	\$3,067
						H	\$3,335
						I	\$3,757
				J	\$4,262		
				L1	\$3,118		
				L2	\$3,387		

**To Order, Specify:**

- ① Model Number
- ② Wood Species - Maple (M)
- ③ Wood Base/Arm Detail Finish [See Wood Base/Arm Detail Finish Options](#)
- ④ Fabric Selection - vendor, pattern and color  
Visit [www.jsifurniture.com/finishes-and-materials/textiles](http://www.jsifurniture.com/finishes-and-materials/textiles) for our textiles program.  
See selection of standard and graded in manufacturers and patterns.
- ⑤ Optional Black Jury Base - add \$203 list; wood base standard (self-centering manual available - specify when ordering)
- ⑥ Optional Knee-Tilt - add \$139 list
- ⑦ Optional Black Antique Trim Nails - replaces standard antique brass - no upcharge
- ⑧ Optional Plastic Bumper Guard - add \$25 list

**Specifications**

- Wood species - Maple.
- Seat has synthetic sheet webbing and 3" polyurethane foam.
- Back has polypropylene webbing and 2" polyurethane foam.
- Arms have 1 ½" polyurethane foam.
- Swivels revolve, tilt, a wood base with antique brass hood over dual wheel casters and a pneumatic lift.
- Mortise and tenon construction with corner blocks, glue and screws.

Madison Order Check List:



Specify:

☐ 1. Model Number

☐ 2. Wood Species - Maple (M)

☐ 3. Wood Leg/Arm Detail Finish

☐ 4. Fabric Selection - vendor, pattern and color

☐ 5. Optional Black Antique Trim Nails - no upcharge  
(Replaces standard antique brass trim nails)

☐ 6. Optional Casters - add \$123 list; specify color

☐ 7. Optional Rubber Cushion Nylon Glides - no upcharge

Example:

MA1501F	M	BAR	MOMENTUM	VOX	MYSTIC
(model #)	(wood species)	(finish)	(fabric vendor)	(pattern name)	(pattern color)
		wood leg/arm detail			

1. Model Number

---

2. Wood Species - Maple (M)

---

3. Wood Leg/Arm Detail Finish Options:

BAR	Barrel	MCH	Mocha
BRK	Brickdust	OBK	Outback
BUF	Buff	PIL	Pilsner
CSK	Cask	PIN	Pinnacle Walnut
CND	Cinder	RAV	Raven
CLY	Clay	RYE	Rye
EGR	Egret	SAB	Sable
FAW	Fawn	SAD	Saddle
FLX	Flax	SIE	Sienna
FLN	Flint	TRF	Truffle
FLO	Florence Walnut	UMB	Umber
LOF	Loft	VAL	Valley
MES	Mesa	WLH	Walnut Heights
MIN	Mineral		

4. Fabric Selection - Please supply the following:

Fabric vendor/Pattern name/Pattern color

Ship prepaid COM material to:

JSI

Attn: COM Dept

201 East Martin Street

Receiving B, Dock 71

Orleans, IN 47452

Application of fabric:

Railroaded

Up the Roll

All COM orders will ship at standard lead time from receipt of COM except for orders requiring special custom matched finishes.

5. Optional Black Antique Trim Nails - no upcharge  
(Replaces standard antique brass trim nails)

6. Optional Casters - add \$123 list; specify color.

Color:

- Black
- Antique Brass

7. Optional Rubber Cushion Nylon Glides - no upcharge

For a complete list of JSI Standard and Graded-In Textiles click here

When specifying contrasting upholstery, indicate clearly which upholstery is to be applied to the seat, back and arms. Use higher grade pricing.

- Indicate direction of fabric - Railroaded or Up the Roll
- Please provide illustration, if available

All COM orders must include the following:

- Vendor's name, pattern name and color
- Sample of the fabric attached to order
- Model numbers of items for fabric application
- front to back unless specified otherwise)
- Customer and purchase order number


MA6 Madison


BidSync


p. 3764

C  
O  
K  
C  
0  
0  
2  
0  
5

MADISON

Description		① Model	Specifications				List Price Per Grade	
<div>Guest Chair</div> 	<div>MA1501F</div> <ul style="list-style-type: none"><li>· plain seat and back</li><li>· upholstered arm cap</li></ul>	Dimensions	D	W	H	COM	\$1,144	
		Overall	27 ½	26 ½	40 ½	A	\$1,177	
		Seat	18 ½	21	18 ¾	B	\$1,243	
		Arm			25 ½	COL/C	\$1,350	
		Upholstery		Shipping		D	\$1,492	
		COM Ydg	2 ½	Ctn Wt	37	E	\$1,629	
		COL Sq Ft	45	Cu Ft	15	F	\$1,778	
						G	\$1,989	
						H	\$2,212	
						I	\$2,564	
				J	\$2,984			
				L1	\$2,031			
				L2	\$2,255			

<div>Guest Chair with Trim Nails</div> 	<div>MA1501J</div> <ul style="list-style-type: none"><li>· plain seat and back</li><li>· upholstered arm cap</li><li>· Antique Brass trim nails</li></ul>	Dimensions	D	W	H	COM	\$1,292
		Overall	27 ½	26 ½	40 ½	A	\$1,326
		Seat	18 ½	21	18 ¾	B	\$1,387
		Arm			25 ½	COL/C	\$1,498
		Upholstery		Shipping		D	\$1,638
		COM Ydg	2 ½	Ctn Wt	37	E	\$1,778
		COL Sq Ft	45	Cu Ft	15	F	\$1,926
						G	\$2,136
						H	\$2,361
						I	\$2,712
				J	\$3,133		
				L1	\$2,180		
				L2	\$2,403		

<div>Guest Chair</div> 	<div>MA1531F</div> <ul style="list-style-type: none"><li>· plain seat and back</li><li>· upholstered arm rest</li></ul>	Dimensions	D	W	H	COM	\$1,318
		Overall	27 ½	26 ½	40 ½	A	\$1,349
		Seat	18 ½	21	18 ¾	B	\$1,411
		Arm			25 ½	COL/C	\$1,521
		Upholstery		Shipping		D	\$1,660
		COM Ydg	2 ½	Ctn Wt	37	E	\$1,801
		COL Sq Ft	45	Cu Ft	15	F	\$1,947
						G	\$2,160
						H	\$2,383
						I	\$2,734
				J	\$3,154		
				L1	\$2,200		
				L2	\$2,426		

**To Order, Specify:**

- ① Model Number
- ② Wood Species - Maple (M)
- ③ Wood Base/Arm Detail Finish [See Wood Base/Arm Detail Finish Options](#)
- ④ Fabric Selection - vendor, pattern and color  
Visit [www.jsifurniture.com/finishes-and-materials/textiles](http://www.jsifurniture.com/finishes-and-materials/textiles) for our textiles program.  
See selection of standard and graded in manufacturers and patterns.
- ⑤ Optional Black Antique Trim Nails - no upcharge  
(Replaces standard antique brass trim nails)
- ⑥ Optional Casters - add \$123 list; specify color
- ⑦ Optional Rubber Cushion Nylon Glides - no upcharge





**Specifications**

- Wood species - Maple.
- Seat has synthetic sheet webbing and 3" polyurethane foam.
- Back has polypropylene webbing and 2" polyurethane foam.
- Arms have 1 ½" polyurethane foam.
- Mortise and tenon construction with corner blocks, glue and screws.
- Standard with rubber cushion metal glides.

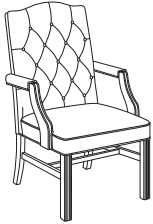




Madison

C  
O  
K  
C  
0  
0  
2  
0  
5

Description	① Model	Specifications				List Price Per Grade	
	<b>MA1531J</b> <ul style="list-style-type: none"><li>· plain seat and back</li><li>· upholstered arm rest</li><li>· Antique Brass trim nails</li></ul>	Dimensions	D	W	H	COM	\$1,464
		Overall	27 ½	26 ½	40 ½	A	\$1,497
		Seat	18 ½	21	18 ¾	B	\$1,560
		Arm			25 ½	COL/C	\$1,668
		Upholstery		Shipping		D	\$1,809
		COM Ydg	2 ½	Ctn Wt	37	E	\$1,947
		COL Sq Ft	45	Cu Ft	15	F	\$2,095
						G	\$2,308
						H	\$2,530
						I	\$2,883
	<b>MA1501G</b> <ul style="list-style-type: none"><li>· fold tufted back</li><li>· plain seat</li><li>· upholstered arm cap</li></ul>	Dimensions	D	W	H	COM	\$1,318
		Overall	27 ½	26 ½	40 ½	A	\$1,355
		Seat	18 ½	21	18 ¾	B	\$1,429
		Arm			25 ½	COL/C	\$1,561
		Upholstery		Shipping		D	\$1,731
		COM Ydg	3	Ctn Wt	37	E	\$1,897
		COL Sq Ft	54	Cu Ft	15	F	\$2,075
						G	\$2,326
						H	\$2,596
						I	\$3,015
	<b>MA1501K</b> <ul style="list-style-type: none"><li>· fold tufted back</li><li>· plain seat</li><li>· upholstered arm cap</li><li>· Antique Brass trim nails</li></ul>	Dimensions	D	W	H	COM	\$1,448
		Overall	27 ½	26 ½	40 ½	A	\$1,486
		Seat	18 ½	21	18 ¾	B	\$1,561
		Arm			25 ½	COL/C	\$1,693
		Upholstery		Shipping		D	\$1,860
		COM Ydg	3	Ctn Wt	37	E	\$2,028
		COL Sq Ft	54	Cu Ft	15	F	\$2,206
						G	\$2,458
						H	\$2,726
						I	\$3,148
	<b>MA1531G</b> <ul style="list-style-type: none"><li>· fold tufted back</li><li>· plain seat</li><li>· upholstered arm rest</li></ul>	Dimensions	D	W	H	COM	\$1,489
		Overall	27 ½	26 ½	40 ½	A	\$1,524
		Seat	18 ½	21	18 ¾	B	\$1,601
		Arm			25 ½	COL/C	\$1,732
		Upholstery		Shipping		D	\$1,899
		COM Ydg	3	Ctn Wt	37	E	\$2,068
		COL Sq Ft	54	Cu Ft	15	F	\$2,244
						G	\$2,497
						H	\$2,765
						I	\$3,187



Description	① Model	Specifications				List Price Per Grade	
<b>Guest Chair with Trim Nails</b> 	<b>MA1531K</b> • fold tufted back • plain seat • upholstered arm rest • Antique Brass trim nails	<b>Dimensions</b>	<b>D</b>	<b>W</b>	<b>H</b>	COM	\$1,617
		Overall	27 ½	26 ½	40 ½	A	\$1,656
		Seat	18 ½	21	18 ¾	B	\$1,732
		Arm			25 ½	COL/C	\$1,861
		<b>Upholstery</b>		<b>Shipping</b>		D	\$2,031
		COM Ydg	3	Ctn Wt	37	E	\$2,198
		COL Sq Ft	54	Cu Ft	15	F	\$2,376
						G	\$2,629
						H	\$2,895
						I	\$3,318
<b>Guest Chair</b> 	<b>MA1533F</b> • plain seat and back • armless	<b>Dimensions</b>	<b>D</b>	<b>W</b>	<b>H</b>	COM	\$1,099
		Overall	27 ½	20 ½	40 ½	A	\$1,125
		Seat	18 ½	21	18 ¾	B	\$1,167
		<b>Upholstery</b>		<b>Shipping</b>		COL/C	\$1,244
		COM Ydg	2 ½	Ctn Wt	34	D	\$1,341
		COL Sq Ft	50	Cu Ft	15	E	\$1,440
						F	\$1,543
						G	\$1,689
						H	\$1,848
						I	\$2,093
<b>Guest Chair with Trim Nails</b> 	<b>MA1533J</b> • plain seat and back • armless • Antique Brass trim nails	<b>Dimensions</b>	<b>D</b>	<b>W</b>	<b>H</b>	COM	\$1,248
		Overall	27 ½	20 ½	40 ½	A	\$1,269
		Seat	18 ½	21	18 ¾	B	\$1,314
		<b>Upholstery</b>		<b>Shipping</b>		COL/C	\$1,388
		COM Ydg	2 ½	Ctn Wt	34	D	\$1,490
		COL Sq Ft	50	Cu Ft	15	E	\$1,587
						F	\$1,692
						G	\$1,838
						H	\$1,996
						I	\$2,241

**To Order, Specify:**





- ① Model Number
- ② Wood Species - Maple (M)
- ③ Wood Base/Arm Detail Finish [See Wood Base/Arm Detail Finish Options](#)
- ④ Fabric Selection - vendor, pattern and color  
Visit [www.jsifurniture.com/finishes-and-materials/textiles](http://www.jsifurniture.com/finishes-and-materials/textiles) for our textiles program.  
See selection of standard and graded in manufacturers and patterns.
- ⑤ Optional Black Antique Trim Nails - no upcharge  
(Replaces standard antique brass trim nails)
- ⑥ Optional Casters - add \$123 list; specify color
- ⑦ Optional Rubber Cushion Nylon Glides - no upcharge


**Specifications**


- Wood species - Maple.
- Seat has synthetic sheet webbing and 3" polyurethane foam.
- Back has polypropylene webbing and 2" polyurethane foam.
- Arms have 1 ½" polyurethane foam.
- Mortise and tenon construction with corner blocks, glue and screws.
- Standard with rubber cushion metal glides.

Madison

C  
O  
K  
C  
0  
0  
2  
0  
5

Description	① Model	Specifications				List Price Per Grade	
	<b>MA1533G</b> <ul style="list-style-type: none"><li>· fold tufted back</li><li>· plain seat</li><li>· armless</li></ul>	Dimensions	D	W	H	COM	\$1,269
		Overall	27 ½	20 ½	40 ½	A	\$1,298
		Seat	18 ½	21	18 ¾	B	\$1,355
		Upholstery	Shipping			COL/C	\$1,455
		COM Ydg	3	Ctn Wt	34	D	\$1,580
		COL Sq Ft	60	Cu Ft	15	E	\$1,705
						F	\$1,840
						G	\$2,028
						H	\$2,229
						I	\$2,546
	<b>MA1533K</b> <ul style="list-style-type: none"><li>· fold tufted back</li><li>· plain seat</li><li>· armless</li><li>· Antique Brass trim nails</li></ul>	Dimensions	D	W	H	COM	\$1,402
		Overall	27 ½	20 ½	40 ½	A	\$1,429
		Seat	18 ½	21	18 ¾	B	\$1,486
		Upholstery	Shipping			COL/C	\$1,586
		COM Ydg	3	Ctn Wt	34	D	\$1,709
		COL Sq Ft	60	Cu Ft	15	E	\$1,838
						F	\$1,972
						G	\$2,160
						H	\$2,361
						I	\$2,678
	<b>MA1561F</b> <ul style="list-style-type: none"><li>· plain seat and back</li></ul>	Dimensions	D	W	H	COM	\$883
		Overall	25 ¼	24 ½	30	A	\$906
		Seat	20 ¼	18 ¼	19	B	\$955
		Arm			25	COL/C	\$1,045
		Upholstery	Shipping			D	\$1,159
		COM Ydg	2	Ctn Wt	32	E	\$1,268
		COL Sq Ft	36	Cu Ft	14	F	\$1,386
						G	\$1,555
						H	\$1,736
						I	\$2,017
	<b>MA1561J</b> <ul style="list-style-type: none"><li>· plain seat and back</li><li>· Antique Brass trim nails</li></ul>	Dimensions	D	W	H	COM	\$957
		Overall	25 ¼	24 ½	30	A	\$984
		Seat	20 ¼	18 ¼	19	B	\$1,035
		Arm			25	COL/C	\$1,124
		Upholstery	Shipping			D	\$1,234
		COM Ydg	2	Ctn Wt	32	E	\$1,345
		COL Sq Ft	36	Cu Ft	14	F	\$1,464
						G	\$1,631
						H	\$1,811
						I	\$2,093

Description	① Model	Specifications				List Price Per Grade	
<div>Guest Chair</div> 	<div>MA1563F</div> <ul style="list-style-type: none"><li>· plain seat and back</li><li>· Antique Brass casters</li></ul>	Dimensions	D	W	H	COM	\$1,025
		Overall	25 ¼	24 ½	30	A	\$1,053
		Seat	20 ¼	18 ¼	19	B	\$1,102
		Arm			25	COL/C	\$1,192
		Upholstery		Shipping		D	\$1,305
		COM Ydg	2	Ctn Wt	34	E	\$1,415
		COL Sq Ft	36	Cu Ft	14	F	\$1,534
						G	\$1,701
						H	\$1,882
						I	\$2,162
				J	\$2,497		
				L1	\$1,737		
				L2	\$1,915		

<div>Guest Chair with Trim Nails</div> 	<div>MA1563J</div> <ul style="list-style-type: none"><li>· plain seat and back</li><li>· Antique Brass casters</li><li>· Antique Brass trim nails</li></ul>	Dimensions	D	W	H	COM	\$1,104
		Overall	25 ¼	24 ½	30	A	\$1,130
		Seat	20 ¼	18 ¼	19	B	\$1,178
		Arm			25	COL/C	\$1,267
		Upholstery		Shipping		D	\$1,380
		COM Ydg	2	Ctn Wt	34	E	\$1,493
		COL Sq Ft	36	Cu Ft	14	F	\$1,611
						G	\$1,778
						H	\$1,957
						I	\$2,240
				J	\$2,574		
				L1	\$1,812		
				L2	\$1,991		

**To Order, Specify:**

- ① Model Number
- ② Wood Species - Maple (M)
- ③ Wood Base/Arm Detail Finish [See Wood Base/Arm Detail Finish Options](#)
- ④ Fabric Selection - vendor, pattern and color  
Visit [www.jsifurniture.com/finishes-and-materials/textiles](http://www.jsifurniture.com/finishes-and-materials/textiles) for our textiles program.  
See selection of standard and graded in manufacturers and patterns.
- ⑤ Optional Black Antique Trim Nails - no upcharge  
(Replaces standard antique brass trim nails)
- ⑥ Optional Casters - add \$123 list; specify color
- ⑦ Optional Rubber Cushion Nylon Glides - no upcharge

**Specifications**

- Wood species - Maple.
- Seat has synthetic sheet webbing and 3" polyurethane foam.
- Back has polypropylene webbing and 2" polyurethane foam.
- Arms have 1 ½" polyurethane foam.
- Mortise and tenon construction with corner blocks, glue and screws.
- Standard with rubber cushion metal glides.

Melrose Order Check List:



Specify:

- ☐ 1. Model Number
- ☐ 2. Wood Species - Red Oak (RO) or Maple (M)
- ☐ 3. Wood Finish/Paint Color
- ☐ 4. Fabric Selection - vendor, pattern and color
- ☐ 5. Optional FRONT LEG Casters - add \$66 list; specify seat height  
NOT AVAILABLE on BARSTOOLS
- ☐ 6. Optional Rubber Cushion Nylon Glides - no upcharge

Example:

383FC	M	BAR	MOMENTUM	VOX	MYSTIC
(model #)	(wood species)	(finish)	(fabric vendor)	(pattern name)	(pattern color)

1. Model Number

2. Wood Species - Red Oak (RO) or Maple (M)

3. Wood Finish/Color Options:

Red Oak			
BRW	Brownie	ECU	Ecru
CAN	Canyon	HEN	Henna
CIT	Citron	HNY	Honey
DES	Desert	NUT	Nut Brown
Maple			
BAR	Barrel	MCH	Mocha
BRK	Brickdust	OBK	Outback
BUF	Buff	PIL	Pilsner
CSK	Cask	PIN	Pinnacle Walnut
CND	Cinder	RAV	Raven
CLY	Clay	RYE	Rye
EGR	Egret	SAB	Sable
FAW	Fawn	SAD	Saddle
FLX	Flax	SIE	Sienna
FLN	Flint	TRF	Truffle
FLO	Florence Walnut	UMB	Umber
LOF	Loft	VAL	Valley
MES	Mesa	WLH	Walnut Heights
MIN	Mineral		

Paint Color - Add \$45 list per item			
BKD	Backdrop	NVL	Novel Lilac
BFX	Black Fox	PPL	Patchwork Plum
BRV	Bravado Red	PGR	Pewter Green
BWH	Bright White	QAL	Queen Anne Lilac
BRF	Broccoflower	RPT	Redend Point
BTT	Butternut	ROS	Rose Tan
CCY	Canyon Clay	SAU	Saucy Gold
CHT	Chatroom	SVP	Silverplate
DEN	Denim	SKS	Skyline Steel
GAL	Gale Force	STM	Storm
GRV	Greek Villa	TRC	Tricorn Black
KGR	Kendal Green	UKH	Universal Khaki
NWH	Nonchalant White	WBL	Windy Blue

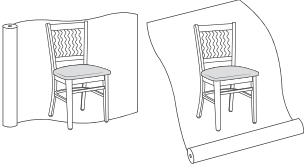
4. Fabric Selection - Please supply the following:  
Fabric vendor/Pattern name/Pattern color

[For a complete list of JSI Standard and Graded-In Textiles click here](#)

- All COM orders must include the following:
- Vendor's name, pattern name and color
  - Sample of the fabric attached to order
  - Model numbers of items for fabric application
  - Special application instructions (e.g., all stripes will be applied front to back unless specified otherwise)
  - Customer and purchase order number

Ship prepaid COM material to:  
JSI  
Attn: COM Dept  
201 East Martin Street  
Receiving B, Dock 71  
Orleans, IN 47452





Application of fabric:  
Railroaded      Up the Roll



All COM orders will ship at standard lead time from receipt of COM except for orders requiring special custom matched finishes.

MELROSE

C  
O  
K  
C  
0  
0  
2  
0  
5





Description		① Model	Specifications				List Price Per Grade	
Armless		<b>383GA All Wood</b>	Dimensions	D	W	H	All Wood	\$528
		<b>383GC Uph. Seat</b> <ul style="list-style-type: none"><li>horizontal slat back</li><li>optional front leg casters available - add \$66 list for set of 2 casters</li></ul>	Overall	19 ½	18 ¼	35	COM	\$586
			Seat	16	18 ¼	18 ¼	A	\$604
			Upholstery	Shipping			B	\$624
			COM Ydg	¾	Ctn Wt	28	COL/C	\$660
			COL Sq Ft	9	Cu Ft	9	D	\$704
							E	\$749
							F	\$797
							G	\$863
							H	\$935
							I	\$1,048
							J	\$1,182
							L1	\$879
							L2	\$949
47" h Barstool		<b>388GA All Wood</b>	Dimensions	D	W	H	All Wood	\$620
		<b>388GC Uph. Seat</b> <ul style="list-style-type: none"><li>horizontal slat back</li><li>casters not available</li><li>standard with brass scuff plate, also available in polished aluminum or matte black</li></ul>	Overall	19 ½	18 ¼	47	COM	\$674
			Seat	16	18 ¼	30	A	\$697
			Upholstery	Shipping			B	\$716
			COM Ydg	¾	Ctn Wt	30	COL/C	\$752
			COL Sq Ft	9	Cu Ft	13	D	\$794
							E	\$840
							F	\$887
							G	\$954
							H	\$1,027
							I	\$1,140
							J	\$1,272
							L1	\$970
							L2	\$1,042



**To Order, Specify:**



- ① Model Number
- ② Wood Species - Red Oak (RO) or Maple (M)
- ③ Wood Finish/Color [See Wood Finish/Paint Color Options](#)
- ④ Fabric Selection - vendor, pattern and color  
Visit [www.jsifurniture.com/finishes-and-materials/textiles](http://www.jsifurniture.com/finishes-and-materials/textiles) for our textiles program. See selection of standard and graded in manufacturers and patterns.
- ⑤ Optional FRONT LEG Casters - add \$66 list; specify seat height.  
**NOT AVAILABLE on BARSTOOLS**
- ⑥ Optional Rubber Cushion Nylon Glides - no upcharge

**Specifications**

- Wood species - Red Oak or Maple.
- Seat is upholstered with 1 ½" high density polyurethane foam.
- Mortise and tenon construction with corner blocks, glue and screws.
- Standard with rubber cushion metal glides.

Description	① Model	Specifications	List Price Per Grade																										
<div>Armless</div> 	<b>383HB Uph. Back/Wood Seat</b> <ul style="list-style-type: none"><li>· optional front leg casters available - add \$66 list for set of 2 casters</li><li>· when using contrasting upholstery, indicate application and use higher grade pricing</li></ul>	<table><tr><th>Dimensions</th><th>D</th><th>W</th><th>H</th></tr><tr><td>Overall</td><td>19 ½</td><td>18 ¼</td><td>35</td></tr><tr><td>Seat</td><td>16</td><td>18 ¼</td><td>18 ¼</td></tr><tr><th colspan="2">Upholstery</th><th colspan="2">Shipping</th></tr><tr><td>COM Ydg</td><td>½</td><td>Ctn Wt</td><td>28</td></tr><tr><td>COL Sq Ft</td><td>6</td><td>Cu Ft</td><td>9</td></tr></table>	Dimensions	D	W	H	Overall	19 ½	18 ¼	35	Seat	16	18 ¼	18 ¼	Upholstery		Shipping		COM Ydg	½	Ctn Wt	28	COL Sq Ft	6	Cu Ft	9	COM \$612 A \$628 B \$643 COL/C \$665 D \$697 E \$725 F \$756 G \$803 H \$850 I \$924 J \$1,013 L1 \$811 L2 \$859		
		Dimensions	D	W	H																								
		Overall	19 ½	18 ¼	35																								
		Seat	16	18 ¼	18 ¼																								
		Upholstery		Shipping																									
		COM Ydg	½	Ctn Wt	28																								
		COL Sq Ft	6	Cu Ft	9																								
		<div>Armless</div> 	<b>383HD Uph. Seat/Back</b> <ul style="list-style-type: none"><li>· optional front leg casters available - add \$66 list for set of 2 casters</li><li>· back is upholstered with ¾ of high density polyurethane</li><li>· when using contrasting upholstery, indicate application and use higher grade pricing</li></ul>	<table><tr><th>Dimensions</th><th>D</th><th>W</th><th>H</th></tr><tr><td>Overall</td><td>19 ½</td><td>18 ¼</td><td>35</td></tr><tr><td>Seat</td><td>16</td><td>18 ¼</td><td>18 ¼</td></tr><tr><th colspan="2">Upholstery</th><th colspan="2">Shipping</th></tr><tr><td>COM Ydg</td><td>1</td><td>Ctn Wt</td><td>28</td></tr><tr><td>COL Sq Ft</td><td>12</td><td>Cu Ft</td><td>9</td></tr></table>	Dimensions	D	W	H	Overall	19 ½	18 ¼	35	Seat	16	18 ¼	18 ¼	Upholstery		Shipping		COM Ydg	1	Ctn Wt	28	COL Sq Ft	12	Cu Ft	9	COM \$677 A \$702 B \$730 COL/C \$779 D \$835 E \$894 F \$957 G \$1,048 H \$1,144 I \$1,294 J \$1,470 L1 \$1,067 L2 \$1,163
				Dimensions	D	W	H																						
				Overall	19 ½	18 ¼	35																						
Seat	16			18 ¼	18 ¼																								
Upholstery				Shipping																									
COM Ydg	1			Ctn Wt	28																								
COL Sq Ft	12			Cu Ft	9																								
<div>47" h Barstool</div> 	<b>388HB Uph. Back/Wood Seat</b> <ul style="list-style-type: none"><li>· casters not available</li><li>· when using contrasting upholstery, indicate application and use higher grade pricing</li><li>· standard with brass scuff plate, also available in polished aluminum or matte black</li></ul>			<table><tr><th>Dimensions</th><th>D</th><th>W</th><th>H</th></tr><tr><td>Overall</td><td>19 ½</td><td>18 ¼</td><td>47</td></tr><tr><td>Seat</td><td>16</td><td>18 ¼</td><td>30</td></tr><tr><th colspan="2">Upholstery</th><th colspan="2">Shipping</th></tr><tr><td>COM Ydg</td><td>½</td><td>Ctn Wt</td><td>30</td></tr><tr><td>COL Sq Ft</td><td>6</td><td>Cu Ft</td><td>13</td></tr></table>	Dimensions	D	W	H	Overall	19 ½	18 ¼	47	Seat	16	18 ¼	30	Upholstery		Shipping		COM Ydg	½	Ctn Wt	30	COL Sq Ft	6	Cu Ft	13	COM \$702 A \$721 B \$733 COL/C \$756 D \$787 E \$816 F \$849 G \$892 H \$941 I \$1,014 J \$1,106 L1 \$900 L2 \$950
				Dimensions	D	W	H																						
				Overall	19 ½	18 ¼	47																						
		Seat	16	18 ¼	30																								
		Upholstery		Shipping																									
		COM Ydg	½	Ctn Wt	30																								
		COL Sq Ft	6	Cu Ft	13																								
		<div>47" h Barstool</div> 	<b>388HD Uph. Seat/Back</b> <ul style="list-style-type: none"><li>· casters not available</li><li>· back is upholstered with ¾ of high density polyurethane</li><li>· when using contrasting upholstery, indicate application and use higher grade pricing</li><li>· standard with brass scuff plate, also available in polished aluminum or matte black</li></ul>	<table><tr><th>Dimensions</th><th>D</th><th>W</th><th>H</th></tr><tr><td>Overall</td><td>19 ½</td><td>18 ¼</td><td>47</td></tr><tr><td>Seat</td><td>16</td><td>18 ¼</td><td>30</td></tr><tr><th colspan="2">Upholstery</th><th colspan="2">Shipping</th></tr><tr><td>COM Ydg</td><td>1</td><td>Ctn Wt</td><td>30</td></tr><tr><td>COL Sq Ft</td><td>12</td><td>Cu Ft</td><td>13</td></tr></table>	Dimensions	D	W	H	Overall	19 ½	18 ¼	47	Seat	16	18 ¼	30	Upholstery		Shipping		COM Ydg	1	Ctn Wt	30	COL Sq Ft	12	Cu Ft	13	COM \$768 A \$793 B \$822 COL/C \$866 D \$927 E \$987 F \$1,049 G \$1,140 H \$1,237 I \$1,384 J \$1,562 L1 \$1,157 L2 \$1,252
				Dimensions	D	W	H																						
				Overall	19 ½	18 ¼	47																						
Seat	16			18 ¼	30																								
Upholstery				Shipping																									
COM Ydg	1			Ctn Wt	30																								
COL Sq Ft	12			Cu Ft	13																								

Description		① Model	Specifications				List Price Per Grade	
Armless		 <b>383IC</b> uph. seat	<b>383IA All Wood</b> <b>383IC Uph. Seat</b> <ul style="list-style-type: none"><li>· vertical slat back</li><li>· optional front leg casters available - add \$66 list for set of 2 casters</li></ul>	<b>Dimensions</b>	<b>D</b>	<b>W</b>	<b>H</b>	<b>All Wood</b> \$528
				Overall	19 ½	18 ¼	35	<b>COM</b> \$586
				Seat	16	18 ¼	18 ¼	<b>A</b> \$604
				<b>Upholstery</b>	<b>Shipping</b>			<b>B</b> \$624
				COM Ydg	¾	Ctn Wt	28	<b>COL/C</b> \$660
				COL Sq Ft	9	Cu Ft	9	<b>D</b> \$704
								<b>E</b> \$749
								<b>F</b> \$797
								<b>G</b> \$863
								<b>H</b> \$935
								<b>I</b> \$1,048
								<b>J</b> \$1,182
								<b>L1</b> \$879
								<b>L2</b> \$949


47" h Barstool		 <b>388IC</b> uph. seat	<b>388IA All Wood</b> <b>388IC Uph. Seat</b> <ul style="list-style-type: none"><li>· vertical slat back</li><li>· casters not available</li><li>· standard with brass scuff plate, also available in polished aluminum or matte black</li></ul>	<b>Dimensions</b>	<b>D</b>	<b>W</b>	<b>H</b>	<b>All Wood</b> \$620
				Overall	19 ½	18 ¼	47	<b>COM</b> \$674
				Seat	16	18 ¼	30	<b>A</b> \$697
				<b>Upholstery</b>	<b>Shipping</b>			<b>B</b> \$716
				COM Ydg	¾	Ctn Wt	30	<b>COL/C</b> \$752
				COL Sq Ft	9	Cu Ft	13	<b>D</b> \$794
								<b>E</b> \$840
								<b>F</b> \$887
								<b>G</b> \$954
								<b>H</b> \$1,027
								<b>I</b> \$1,140
								<b>J</b> \$1,272
								<b>L1</b> \$970
								<b>L2</b> \$1,042

**To Order, Specify:**


- ① Model Number
- ② Wood Species - Red Oak (RO) or Maple (M)
- ③ Wood Finish/Color [See Wood Finish/Paint Color Options](#)
- ④ Fabric Selection - vendor, pattern and color  
Visit [www.jsifurniture.com/finishes-and-materials/textiles](http://www.jsifurniture.com/finishes-and-materials/textiles) for our textiles program. See selection of standard and graded in manufacturers and patterns.
- ⑤ Optional FRONT LEG Casters - add \$66 list; specify seat height.  
**NOT AVAILABLE on BARSTOOLS**
- ⑥ Optional Rubber Cushion Nylon Glides - no upcharge

**Specifications**


- Wood species - Red Oak or Maple.
- Seat is upholstered with 1 ½" high density polyurethane foam.
- Mortise and tenon construction with corner blocks, glue and screws.
- Standard with rubber cushion metal glides.

Description		① Model	Specifications				List Price Per Grade	
<div>Armless</div> <div></div> <div><div>383KA</div><div>all wood</div><div>383KC</div><div>uph. seat</div></div>	<b>383KA All Wood</b>		<b>Dimensions</b>	<b>D</b>	<b>W</b>	<b>H</b>	<b>All Wood</b> \$528	
	<b>383KC Uph. Seat</b>		Overall	19 ½	18 ¼	35	<b>COM</b> \$586	
	· horizontal slat back		Seat	16	18 ¼	18 ¼	<b>A</b> \$604	
	· optional front leg casters		<b>Upholstery</b>	<b>Shipping</b>			<b>B</b> \$624	
	available - add \$66 list for set of 2 casters		COM Ydg	¾	Ctn Wt	28	<b>COL/C</b> \$660	
			COL Sq Ft	9	Cu Ft	9	<b>D</b> \$704	
							<b>E</b> \$749	
						<b>F</b> \$797		
						<b>G</b> \$863		
						<b>H</b> \$935		
						<b>I</b> \$1,048		
						<b>J</b> \$1,182		
						<b>L1</b> \$879		
						<b>L2</b> \$949		

47" h Barstool



388KA  
all wood



388KC  
uph. seat

388KA All Wood

388KC Uph. Seat

- horizontal slat back
- casters not available
- standard with brass scuff plate, also available in polished aluminum or matte black

Dimensions	D	W	H
Overall	19 ½	18 ¼	47
Seat	16	18 ¼	30
Upholstery		Shipping	
COM Ydg	¾	Ctn Wt	30
COL Sq Ft	9	Cu Ft	13

All Wood \$620

COM \$674

A \$697

B \$716

COL/C \$752

D \$794

E \$840

F \$887

G \$954

H \$1,027

I \$1,140

J \$1,272

L1 \$970

L2 \$1,042

To Order, Specify:

- ① Model Number
- ② Wood Species - Red Oak (RO) or Maple (M)
- ③ Wood Finish/Color [See Wood Finish/Color Options](#)
- ④ Fabric Selection - vendor, pattern and color  
Visit [www.jsifurniture.com/finishes-and-materials/textiles](http://www.jsifurniture.com/finishes-and-materials/textiles) for our textiles program. See selection of standard and graded in manufacturers and patterns.
- ⑤ Optional FRONT LEG Casters - add \$66 list; specify seat height.  
**NOT AVAILABLE on BARSTOOLS**
- ⑥ Optional Rubber Cushion Nylon Glides - no upcharge

Specifications

- Wood species - Red Oak or Maple.
- Seat is upholstered with 1 ½" high density polyurethane foam.
- Mortise and tenon construction with corner blocks, glue and screws.
- Standard with rubber cushion metal glides.



Millie Order Check List:



Specify:

- ☐ 1. Model Number
- ☐ 2. Wood Species - Maple (M)
- ☐ 3. Wood Finish
- ☐ 4. Fabric Selection - vendor, pattern and color
- ☐ 5. Optional Rubber Cushion Nylon Glides - no upcharge

Example:

MI853D (model #)	M (wood species)	BAR (finish)	MOMENTUM (fabric vendor)	VOX (pattern name)	MYSTIC (pattern color)
---------------------	---------------------	-----------------	-----------------------------	-----------------------	---------------------------

1. Model Number

2. Wood Species - Maple (M)

3. Finish Options:

Maple Finish


BAR	Barrel	MCH	Mocha
BRK	Brickdust	OBK	Outback
BUF	Buff	PIL	Pilsner
CSK	Cask	PIN	Pinnacle Walnut
CND	Cinder	RAV	Raven
CLY	Clay	RYE	Rye
EGR	Egret	SAB	Sable
FAW	Fawn	SAD	Saddle
FLX	Flax	SIE	Sienna
FLN	Flint	TRF	Truffle
FLO	Florence Walnut	UMB	Umber
LOF	Loft	VAL	Valley
MES	Mesa	WLH	Walnut Heights
MIN	Mineral		

Ship prepaid COM


material to:

JSI  
Attn: COM Dept  
201 East Martin Street  
Receiving B, Dock 71  
Orleans, IN 47452

Application of fabrics:



Railroaded



Up the Roll

All COM orders will ship at standard lead time from receipt of COM except for orders requiring special custom matched finishes.

4. Fabric Selection - Please supply the following:

Fabric vendor/Pattern name/Pattern color


[For a complete list of JSI Standard and Graded-In Textiles click here](#)

- Indicate direction of fabric - Railroaded or Up the Roll
- Please provide illustration, if available

All COM orders must include the following:

- Vendor's name, pattern name and color
- Sample of the fabric attached to the order
- Model numbers of items for fabric application
- front to back unless specified otherwise)
- Customer and purchase order number

5. Optional Rubber Cushion Nylon Glides - no upcharge

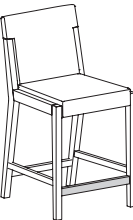
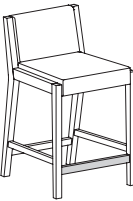
Description	① Model	Specifications			List Price Per Grade
<b>Guest Chair</b> 	<b>MI853D</b> • upholstered seat and back • chair is a wall saver	<b>Dimensions</b>	<b>D</b>	<b>W</b>	<b>H</b>
		Overall	21 ½	18 ¼	33
		Seat	15 ¾	16 ¼	18 ¾
		<b>Upholstery</b>	<b>Shipping</b>		
		COM Ydg	1 ¼	Ctn Wt	15
		COL Sq Ft	23	Cu Ft	10
					COM \$1,059 A \$1,073 B \$1,102 COL/C \$1,154 D \$1,219 E \$1,284 F \$1,386 G \$1,495 H \$1,612 I \$1,793 J \$2,012 L1 \$1,575 L2 \$1,720

**To Order, Specify:**

- ① Model Number
- ② Wood Species - Maple (M)
- ③ Wood Frame Finish [See Wood Frame Finish Options](#)
- ④ Fabric Selection - vendor, pattern and color  
Visit [www.jsifurniture.com/finishes-and-materials/textiles](http://www.jsifurniture.com/finishes-and-materials/textiles) for our textiles program. See selection of standard and graded in manufacturers and patterns.
- ⑤ Optional Rubber Cushion Nylon Glides - no upcharge

**Specifications**

- Wood Species - Maple.
- Seat is upholstered with 2 ½" high density polyurethane foam.
- Seat has single needle top stitch detail for added style and durability.
- Back is upholstered with 1" polyurethane foam.
- Mortise and tenon construction with corner blocks, glue and screws.
- Standard with rubber cushion metal glides.

Description	① Model	Specifications				List Price Per Grade		
<div>36¼"h Counter Height Stool</div> 	<div>MI854D</div> <div>· upholstered seat and back</div> <div>· stainless steel foot rest</div>	Dimensions		D	W	H	COM	\$1,242
		Overall		20 ¾	18 ¼	36 ¼	A	\$1,258
		Seat		15 ½	15 ¾	23 ¾	B	\$1,286
		Upholstery		Shipping			COL/C	\$1,338
		COM Ydg		1 ¼	Ctn Wt	17	D	\$1,405
		COL Sq Ft		23	Cu Ft	12	E	\$1,468
							F	\$1,571
<div>31½"h Mid-Back Counter Height Stool</div> 	<div>MI854E</div> <div>· upholstered seat and back</div> <div>· stainless steel foot rest</div>	Dimensions		D	W	H	COM	\$1,237
		Overall		20 ¾	18 ¼	31 ½	A	\$1,250
		Seat		15 ½	15 ¾	23 ¾	B	\$1,276
		Upholstery		Shipping			COL/C	\$1,322
		COM Ydg		1 ¼	Ctn Wt	16	D	\$1,381
		COL Sq Ft		23	Cu Ft	11	E	\$1,440
							F	\$1,495
							G	\$1,629
							H	\$1,734
							I	\$1,897
							J	\$2,094
							L1	\$1,701
							L2	\$1,833

**To Order, Specify:**

- ① Model Number
- ② Wood Species - Maple (M)
- ③ Wood Frame Finish [See Wood Frame Finish Options](#)
- ④ Fabric Selection - vendor, pattern and color  
Visit [www.jsifurniture.com/finishes-and-materials/textiles](http://www.jsifurniture.com/finishes-and-materials/textiles) for our textiles program. See selection of standard and graded in manufacturers and patterns.
- ⑤ Optional Rubber Cushion Nylon Glides - no upcharge

**Specifications**

- Wood Species - Maple.
- Seat is upholstered with 2 ½" high density polyurethane foam.
- Seat has single needle top stitch detail for added style and durability.
- Back is upholstered with 1" polyurethane foam.
- Mortise and tenon construction with corner blocks, glue and screws.
- Standard with rubber cushion metal glides.

Moto Lounge Order Check List:



Specify:

- ☐ 1. Model Number
- ☐ 2. Fabric Selection
  - A. Chair - vendor, pattern and color
  - B. Seat Cushion - vendor, pattern and color
  - C. Privacy Screen - vendor, pattern and color
- ☐ 3. Optional Tablet Arm; specify material, finish and add \$691 list per arm
- ☐ 4. Optional Arm Cap; specify finish or 3D Black Laminate and add \$313 list per arm
- ☐ 5. Optional Casters; add \$111 list
- ☐ 6. Optional Wood Feet; specify finish; add \$71 list
- ☐ 7. Optional Power Center - Flush Mount (EC22) - Black (B) or White (W)
  - Side of Seating; add \$583 list each and specify right or left
  - Side of Privacy Surround; add \$583 list each and specify right or left
  - Back of Work Shelf; add \$697 list each
- ☐ 8. Work Shelf Wood Finish
- ☐ 9. Work Shelf Laminate Color Selection
- ☐ 10. Optional Work Shelf Acrylic Screen; add \$246 list

Example:

MTL301UAR | MOMENTUM | VOX | MYSTIC | CASTERS | TABLET ARM | MCH  
(model #) | (fabric vendor) | (pattern name) | (pattern color) | | (tablet arm finish)

1. Model Number

2. Fabric Selection - Please supply the following:

Fabric vendor  
Pattern name  
Pattern color

For a complete list of JSI Graded-In Fabric click here

When specifying contrasting upholstery, indicate clearly which upholstery is to be applied to the chair, seat and privacy screen. Use higher grade pricing.

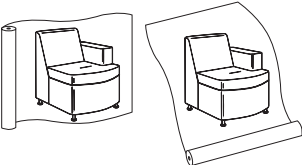
- Indicate direction of fabric - Railroaded or Up the Roll
- Please provide illustration, if available

All COM orders must include the following:

- Vendor's name, pattern name and color
- Sample of the fabric attached to the order
- Model numbers of items for fabric application front to back unless specified otherwise)
- Customer and purchase order number

Ship prepaid COM material to:  
JSI  
Attn: COM Dept  
201 East Martin Street  
Receiving B, Dock 71  
Orleans, IN 47452


Application of fabric:  
Railroaded Up the Roll



All COM orders will ship at standard lead time from receipt of COM except for orders requiring special custom matched finishes.

3. Tablet Arm -

- Rotating 10" x 14" oval surface or 10" x 16" rectangular surface
- 300 lb maximum static weight rating
- Available on Inline or Convex units with arm
- Available in veneer or laminate
- Exposed plywood edge on veneer tablet is finished with veneer color. Laminate tablet will have a clear finish on the exposed plywood edge.
- Add \$691 list per arm and specify shape, material and finish



\*finishes with coordinating laminate top option

Tablet Arm Wood Finish Selection:

ESS Essentials Veneer Collection

BRK	Brickdust*	MIN	Mineral*
CSK	Cask*	MCH	Mocha*
CLY	Clay*	OBK	Outback*
FAW	Fawn*	PIL	Pilsner*
FLX	Flax	SIE	Sienna
FLN	Flint*	TRF	Truffle
LOF	Loft*	UMB	Umber*
MES	Mesa*	VAL	Valley*

ART Artisan Veneer Collection

BAR	Barrel	RAV	Raven
BUF	Buff	RYE	Rye
CND	Cinder	SAB	Sable
EGR	Egret*	SAD	Saddle

C  
O  
K  
C  
0  
0  
2  
0  
5

MOTO

### 3. Tablet Arm (continued)

#### Tablet Arm Laminate Selection:

##### Woodgrain Laminates

BEL	Belair	MIN	Mineral
BRK	Brickdust	MCH	Mocha
CSK	Cask	OBK	Outback
CLY	Clay	PIL	Pilsner
EGR	Egret	PIN	Pinnacle Walnut
FAW	Fawn	UMB	Umber
FLN	Flint	VAL	Valley
FLO	Florence Walnut	WLH	Walnut Heights
LOF	Loft	WEA	Weathered Ash
MES	Mesa		

##### Solid Laminates

ALB	Alabaster	SHD	Shadow
BLK	Black	SLG	Slate Grey
BBL	Bridal Blanco	ZEN	Zen Grey
DWH	Designer White		

### 4. Arm Cap -

Add \$313 list per arm and specify finish.

Arm cap can not be placed on same arm as Tablet Arm

#### WAC Wood Arm Cap

BAR	Barrel	MCH	Mocha
BRK	Brickdust	OBK	Outback
BUF	Buff	PIL	Pilsner
CSK	Cask	PIN	Pinnacle Walnut
CND	Cinder	RAV	Raven
CLY	Clay	RYE	Rye
EGR	Egret	SAB	Sable
FAW	Fawn	SAD	Saddle
FLX	Flax	SIE	Sienna
FLN	Flint	TRF	Truffle
FLO	Florence Walnut	UMB	Umber
LOF	Loft	VAL	Valley
MES	Mesa	WLH	Walnut Heights
MIN	Mineral		

#### B3LAC Black 3D Laminate

### 5. Casters - Add \$111 list

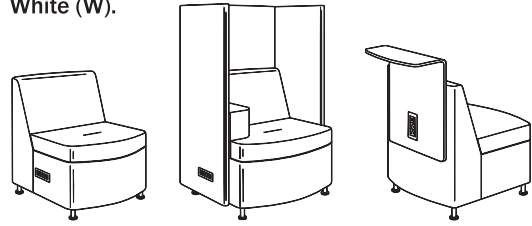
### 6. Wood Feet - Solid maple wood feet with leveling glide.

Add \$71 list and specify finish.

BAR	Barrel	MCH	Mocha
BRK	Brickdust	OBK	Outback
BUF	Buff	PIL	Pilsner
CSK	Cask	PIN	Pinnacle Walnut
CND	Cinder	RAV	Raven
CLY	Clay	RYE	Rye
EGR	Egret	SAB	Sable
FAW	Fawn	SAD	Saddle
FLX	Flax	SIE	Sienna
FLN	Flint	TRF	Truffle
FLO	Florence Walnut	UMB	Umber
LOF	Loft	VAL	Valley
MES	Mesa	WLH	Walnut Heights
MIN	Mineral		



### 7. Power Center - Flush Mount (EC22) - Specify Black (B) or White (W).



Power Center option can be specified on the sides of seating units and privacy surrounds, or in the back of work shelves. It features two waterproof 110 outlets and one dual USB port. Power is connected to the building supply with a 10' long standard three prong cord. A hook and loop chair bottom allows access to power cords in the base of the chair.

#### Power Center

- Side of Seating; add \$583 list each and specify right or left
- Side of Privacy Surround; add \$583 list each and specify right or left. Back of Work Shelf; add \$697 list each

### 8. Work Shelf Wood Finish Options:

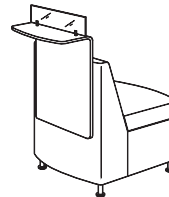
#### ESS Essentials Veneer Collection

BRK	Brickdust	OBK	Outback
CSK	Cask	PIL	Pilsner
CLY	Clay	SIE	Sienna
FLX	Flax	TRF	Truffle
MES	Mesa	UMB	Umber
MCH	Mocha		

### 9. Work Shelf Laminate Color Options:

DWH	Designer White
SHD	Shadow
SLG	Slate Grey

### 10. Work Shelf Acrylic Screen



Units with a work shelf can be specified with an acrylic screen. The frosted screen is on brushed aluminum standoffs and is 4 3/8" tall. Add \$246 list.

#### Discrete Clean Out

Select units with the suffix of -CO offer a discrete clean out for ease in cleaning. Clean out is incorporated in such a way as to not be noticeable from the approach, as well as provide sufficient pass through to an opening in the bottom of the chair.



Moto

Moto Conical Tables Order Check List:



- Specify:
- ☐ 1. Model Number
  - ☐ 2. Top Material
  - ☐ 3. Conical Base Color
  - ☐ 4. Optional Power Unit
    - Moire - Black (B) or White (W); see page MT64

Example:

MTF54ROUN (model #)	DWH (top laminate)	BAR (base finish)
<b>1. Model Number</b>		
<b>2. Top Material Selection:</b>		
<b>ESS Essentials Veneer Collection</b>		
BRK	Brickdust	MIN Mineral
CSK	Cask	MCH Mocha
CLY	Clay	OBK Outback
FAW	Fawn	PIL Pilsner
FLX	Flax	SIE Sienna
FLN	Flint	TRF Truffle
LOF	Loft	UMB Umber
MES	Mesa	VAL Valley
<b>ART Artisan Veneer Collection</b>		
BAR	Barrel	RAV Raven
BUF	Buff	RYE Rye
CND	Cinder	SAB Sable
EGR	Egret	SAD Saddle
<b>Woodgrain Laminates</b>		
BEL	Belair	MIN Mineral
BRK	Brickdust	MCH Mocha
CSK	Cask	OBK Outback
CLY	Clay	PIL Pilsner
EGR	Egret	PIN Pinnacle Walnut
FAW	Fawn	UMB Umber
FLN	Flint	VAL Valley
FLO	Florence Walnut	WLH Walnut Heights
LOF	Loft	WEA Weathered Ash
MES	Mesa	
<b>Solid Laminates</b>		
ALB	Alabaster	SHD Shadow
BLK	Black	SLG Slate Grey
BBL	Bridal Blanco	ZEN Zen Grey
DWH	Designer White	
<b>3. Conical Base Color:</b>		
<b>Finish on Polystyrene Base</b>		
BAR	Barrel	MCH Mocha
BRK	Brickdust	OBK Outback
BUF	Buff	PIL Pilsner
CSK	Cask	PIN Pinnacle Walnut
CND	Cinder	RAV Raven
CLY	Clay	RYE Rye
EGR	Egret	SAB Sable
FAW	Fawn	SAD Saddle
FLX	Flax	SIE Sienna
FLN	Flint	TRF Truffle
FLO	Florence Walnut	UMB Umber
LOF	Loft	VAL Valley
MES	Mesa	WLH Walnut Heights
MIN	Mineral	
<b>Laminate Matching Finishes</b>		
BRK	Brickdust	MIN Mineral
CSK	Cask	MCH Mocha
CLY	Clay	OBK Outback
EGR	Egret	PIL Pilsner
FAW	Fawn	PIN Pinnacle Walnut
FLN	Flint	UMB Umber
FLO	Florence Walnut	VAL Valley
LOF	Loft	WLH Walnut Heights
MES	Mesa	
<b>Paint Color</b>		
BKD	Backdrop	NWH Nonchalant White
BFX	Black Fox	SVP Silverplate
BWH	Bright White	SKS Skyline Steel
CHT	Chatroom	STM Storm
GAL	Gale Force	TRC Tricorn Black
GRV	Greek Villa	UKH Universal Khaki
<b>5. Conical Work Table - Moire - EC23</b>		
Three 110 outlets and a dual USB port with 72" power cord		
- Black (B) or White (W); see page MT64.		



MOTO

C  
O  
K  
C  
0  
0  
2  
0  
5

## Moto Casegoods Order Check List:



## Specify:

- ☐ 1. Model Number
- ☐ 2. Wood Finish
- ☐ 3. Laminate Selection
- ☐ 4. Optional Wood Feet; specify finish; add \$71 list
- ☐ 5. Optional Power Unit
  - Linking Drum Table - Node - Black (B) or White (w); see page MT64
  - Media Table - Ellora; see page MT64
- ☐ 6. Optional Markerboard Back Panel; for 24" unit add \$258 list, for 48" unit add \$501 list
- ☐ 7. Deduct TV Bracket; subtract \$186 list
- ☐ 8. Optional Door Locks; add \$142 list

## Examples:

MT4878-30MACW  
(model #)MCH  
(wood finish)MTF54ROUN  
(model #)STU  
(top laminate)BWH  
(base finish)Moire - EC23  
Power Unit

## 1. Model Number

## 2. Wood Finish Selection:

**ESS Essentials Veneer Collection**

BRK	Brickdust*	MIN	Mineral*
CSK	Cask*	MCH	Mocha*
CLY	Clay*	OBK	Outback*
FAW	Fawn*	PIL	Pilsner*
FLX	Flax	SIE	Sienna
FLN	Flint*	TRF	Truffle
LOF	Loft*	UMB	Umber*
MES	Mesa*	VAL	Valley*

**ART Artisan Veneer Collection**

BAR	Barrel	RAV	Raven
BUF	Buff	RYE	Rye
CND	Cinder	SAB	Sable
EGR	Egret*	SAD	Saddle

\*finishes with coordinating laminate top option

## 3. Laminate Selection:

**Woodgrain Laminates**

BEL	Belair	MIN	Mineral
BRK	Brickdust	MCH	Mocha
CSK	Cask	OBK	Outback
CLY	Clay	PIL	Pilsner
EGR	Egret	PIN	Pinnacle Walnut
FAW	Fawn	UMB	Umber
FLN	Flint	VAL	Valley
FLO	Florence Walnut	WLH	Walnut Heights
LOF	Loft	WEA	Weathered Ash
MES	Mesa		

**Solid Laminates**

ALB	Alabaster	SHD	Shadow
BLK	Black	SLG	Slate Grey
BBL	Bridal Blanco	ZEN	Zen Grey
DWH	Designer White		



Moto

4. Wood Feet - Solid maple wood feet with leveling glide.  
Add \$71 list and specify finish.

BAR	Barrel	MCH	Mocha
BRK	Brickdust	OBK	Outback
BUF	Buff	PIL	Pilsner
CSK	Cask	PIN	Pinnacle Walnut
CND	Cinder	RAV	Raven
CLY	Clay	RYE	Rye
EGR	Egret	SAB	Sable
FAW	Fawn	SAD	Saddle
FLX	Flax	SIE	Sienna
FLN	Flint	TRF	Truffle
FLO	Florence Walnut	UMB	Umber
LOF	Loft	VAL	Valley
MES	Mesa	WLH	Walnut Heights
MIN	Mineral		

5. Power Unit - Power Units can be specified in Linking Drum  
Tables, Conical Work Tables, Media Tables and Media  
Credenzas. Specify the table to be fitted for power and order  
the power unit separately.

Linking Drum Table - Node - EC24

One 110 outlet and a dual USB port with 72" power cord -  
Black (B) or White (W); see page MT64.



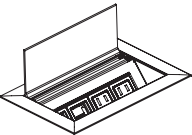
Conical Work Table - Moire - EC23

Three 110 outlets and a dual USB port with 72" power cord -  
Black (B) or White (W); see page MT64.



Media Table - Ellora - EC25

Two 110 power outlets, one dual powered USB port, and 1  
opening for voice/data port with wire pass-through and 72"  
power cord anodized aluminum; see page MT64.



6. Markerboard Back Panel - Dry-Erase markerboard  
laminates can be specified on the back panels of Media  
Tables, Media Credenzas and Bookcase units. When  
specified, the inside back of the cabinet will also be  
markerboard; for 24" unit add \$258 list, for 48" unit add  
\$501 list.

7. Deduct TV Bracket; subtract \$186 list

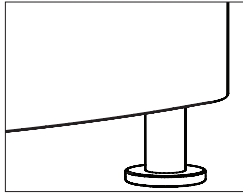
8. Optional Door Locks; add \$142 list

C  
O  
K  
C  
0  
0  
2  
0  
5

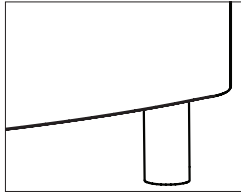
MOTO

### Foot Options

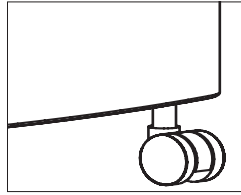
Moto offers two foot styles or casters. The metal foot is standard on seating, casegoods and linking drum tables. An optional wood foot is available at an additional upcharge on lounge, linking drum tables and casegoods. Casters are available on seating with an additional upcharge. Casters are non-locking.



**Metal Foot - Standard**  
Fabricated Metal  
Arctic Silver Powder Coat  
Adjustable Glide



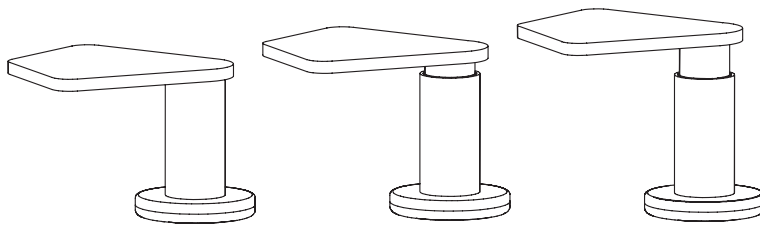
**Wood Foot - Optional**  
Natural Maple Solid  
Adjustable Glide



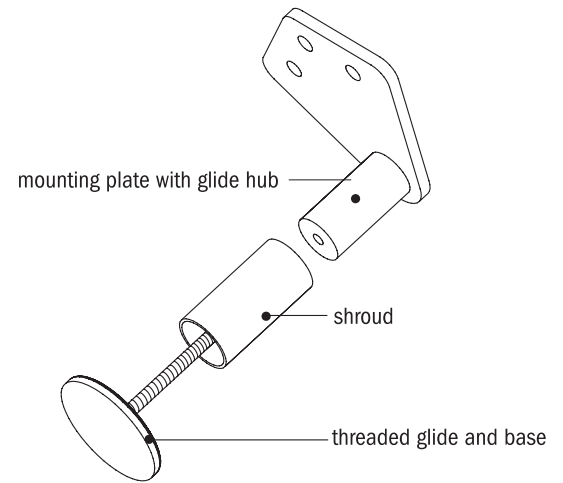
**Casters - Optional**  
Black Dual Wheel  
Four Caster Set  
Non-locking

### Adjustable Foot - Leveling

The standard foot has integrated leveling, which is beneficial when connecting units together in long runs on uneven floors. As the glide is turned to adjust leveling an attached shroud drops to hide the threads of the bolt.



The maximum recommended adjustment is no more than 1 3/4".



C  
O  
K  
C  
0  
0  
2  
0  
5

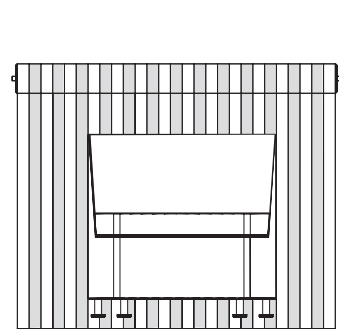
MOTO

Upholstery Application


The fabric will be applied “up the roll” unless railroad is specified.

The Concave Corner unit will have a diagonal seam on all fabric applications. Shown below is an example of a directional textile on the Corner Club unit.

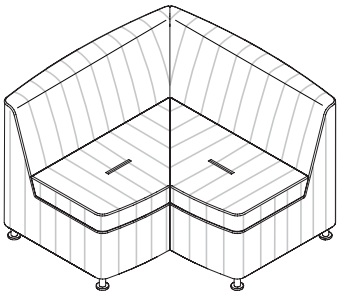
Additional seaming may be needed pending fabric width and fabric repeat match, contact Customer Service with questions. JSI will strive to match fabric patterns but cannot guarantee a match on repeats greater than 15” on the Moto product line.



up the roll



railroaded



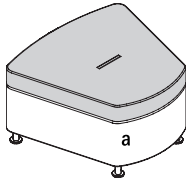
90° Concave Corner

C  
O  
K  
C  
0  
0  
2  
0  
5

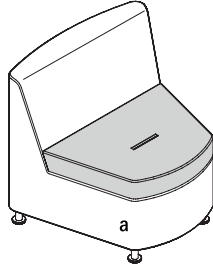
### Contrasting Upholstery Specification

This form should accompany orders when specifying contrasting or complementary upholstery.

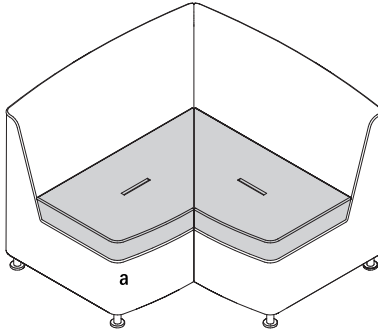
examples



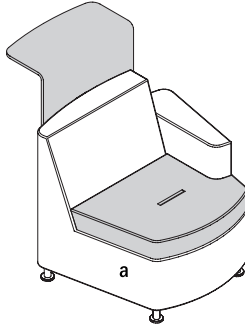
**Benches** - Inline - Concave- Convex



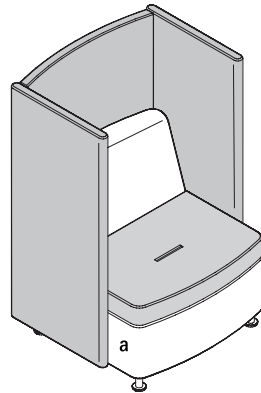
**Club Chair** - Inline - Concave - Convex



**Corner** - Concave - Convex



**Club Chair with Shelf** - Inline - Concave



**Club Chair with Privacy** - Screen - Surround

fill out for each model ordered

#### Code Explanation

a = upholstered chassis, back and arm(s) - fabric choice required

b = seat cushion (light gray) - fabric choice required

c = work shelf either veneer or laminate

veneer - Essentials - finish choice required

laminate - Designer White, Shadow or Slate Grey

d= Privacy Screen/Surround - fabric choice required

#### Item 1

Model Number: \_\_\_\_\_

chassis, back and arms (a): \_\_\_\_\_

seat (b): \_\_\_\_\_

work shelf (c): \_\_\_\_\_

screen/surround (d): \_\_\_\_\_

#### Item 2

Model Number: \_\_\_\_\_

chassis, back and arms (a): \_\_\_\_\_

seat (b): \_\_\_\_\_

work shelf (c): \_\_\_\_\_

screen/surround (d): \_\_\_\_\_

#### Item 3

Model Number: \_\_\_\_\_

chassis, back and arms (a): \_\_\_\_\_

seat (b): \_\_\_\_\_

work shelf (c): \_\_\_\_\_

screen/surround (d): \_\_\_\_\_

#### Item 4

Model Number: \_\_\_\_\_

chassis, back and arms (a): \_\_\_\_\_

seat (b): \_\_\_\_\_

work shelf (c): \_\_\_\_\_

screen/surround (d): \_\_\_\_\_

#### Item 5

Model Number: \_\_\_\_\_

chassis, back and arms (a): \_\_\_\_\_

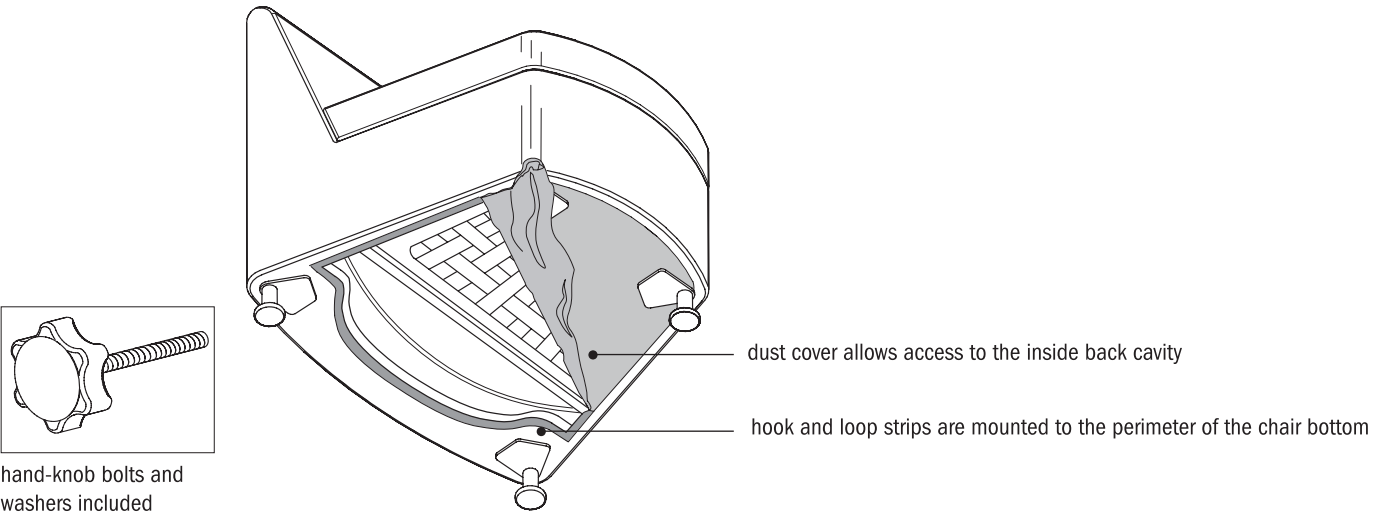
seat (b): \_\_\_\_\_

work shelf (c): \_\_\_\_\_

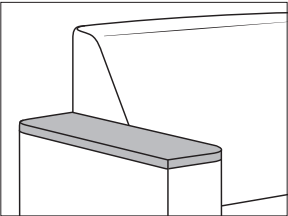
screen/surround (d): \_\_\_\_\_

Installation of Privacy Screen and Work Shelf

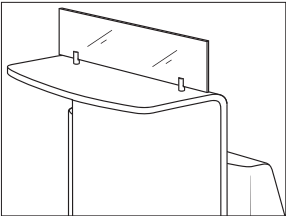
Simple field installation is required on club chairs when ordering units with privacy screens and work shelves. Instructions are included. Access to the back of the chair is through the chair bottom. Attaching knobs are included, no tools are required.



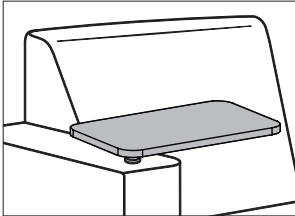
Moto Options for Lounge Seating



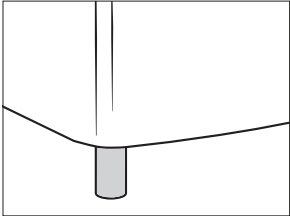
**Arm Cap**  
solid maple  
or  
Black 3D Laminate (B3LAC)  
  
add \$313 list per arm




**Work Shelf Acrylic Screen**  
frosted acrylic screens  
4 3/8" tall - from work shelf surface  
brushed aluminum standoffs  
add \$246 list.




**Tablet Arm**  
rotating 10" x 16" rectangular surface or  
10" x 14" oval surface  
300 lb max. static weight rating  
for inline or convex units with arms  
specify surface finish  
veneer  
Essentials  
Artisan  
(stained plywood edge)  
laminate  
(clear coat plywood edge)  
add \$691 list per arm




**Wood Foot**  
solid maple  
adjustable glide - up to 3/4"  
add \$71 list per chair



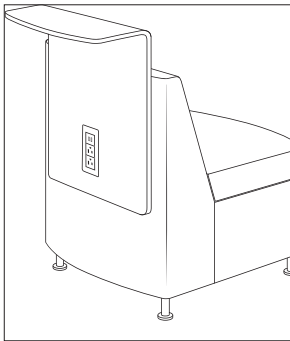
**EC22** (3 installed locations)  
Flush Mount Power Center  
two 110 devices and  
one USB 2-Port Simplex for charging



**side of seating**  
specify right or left  
add \$583 list for each EC22



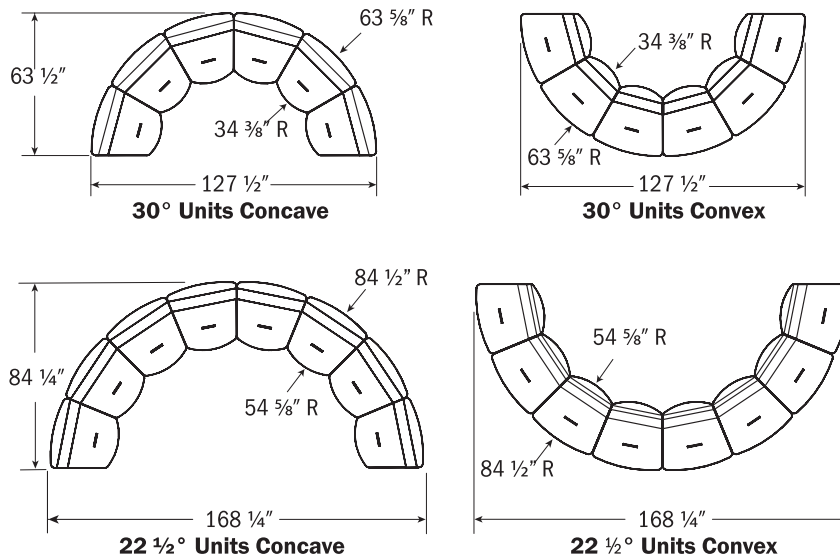
**side of privacy surround**  
specify right or left  
add \$583 list for each EC22



**back of work shelf**  
add \$697 list

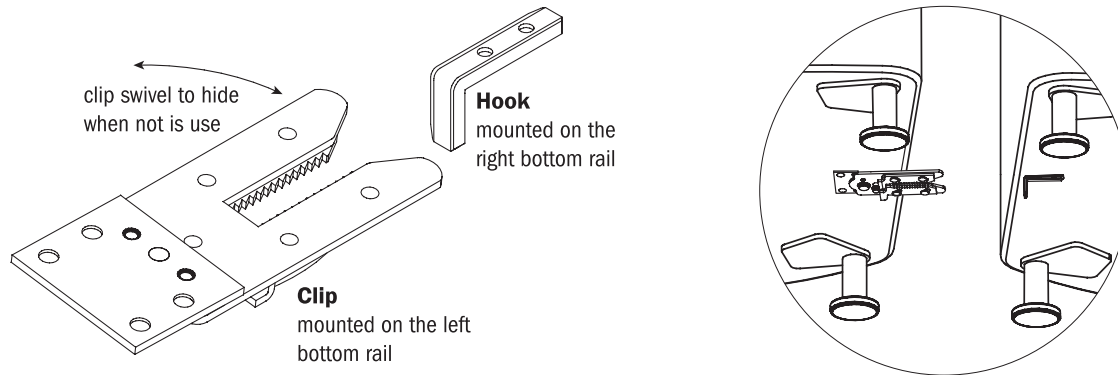
## Additional Product Information

### Half Round Dimensions



### Modular Lounge and Linking Drum Tables

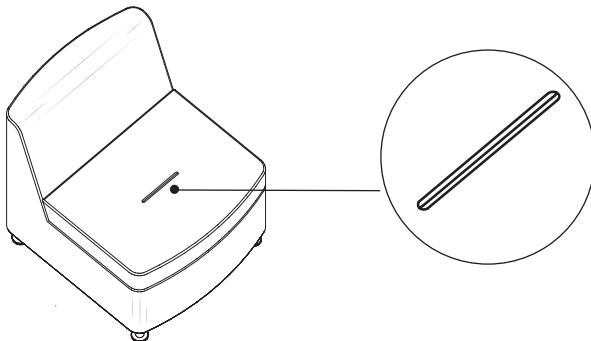
An Alligator Clip assembly is installed to connect lounge and linking drum tables. The clip is installed on the left bottom side rail and the hook is installed on the right bottom side rail. The bottom chair rails are bored to accept either the clip or hook for field re-configurations.



Note: Linking Table Tops are permanent bolt thru attachment and do not use the above clip.

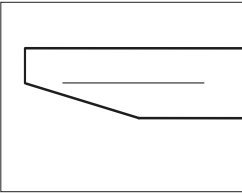
### Lounge Seating - Seam Detail

Seats have a seam detail in the center of the seat. This seam detail is standard and will help keep the tailored look of Moto. Please note that fabrics and leathers are all different (fiber content, yarn elasticity and yarn weight) which can affect the tailoring of the Moto Lounge. The aesthetic seam helps with variations in the upholstery cover. Contact Customer Service with fabric and leather information if a concern exists with a certain upholstery cover.



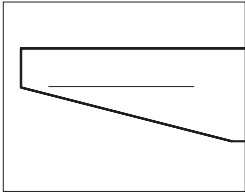
Moto

Casegood & Table Edge Details



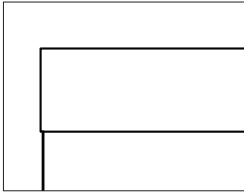
**Bevel Edge**

used on pull-up tables



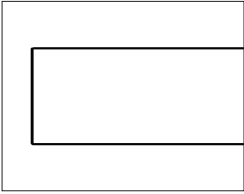
**Bevel Edge**

used on work tables



**Straight Edge**

used on linking tables



**Straight Edge**

used on media table surfaces



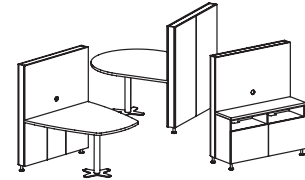
3/4" thick top  
essentials veneer  
artisan veneer  
laminate - HPL  
(bevel underside MDF)  
polystyrene base  
finishes see page [MT4](#)



1 3/16" thick top  
essentials veneer  
artisan veneer  
laminate - HPL  
(bevel underside MDF)  
polystyrene base  
finishes see page [MT4](#)

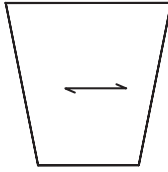
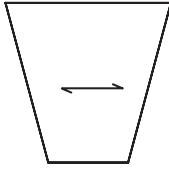
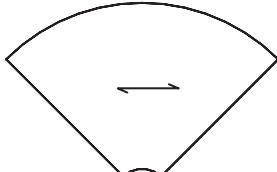
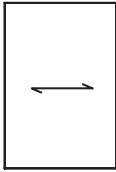


1" thick  
available in  
essentials veneer  
artisan veneer



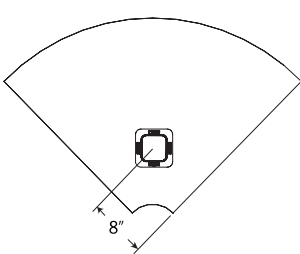
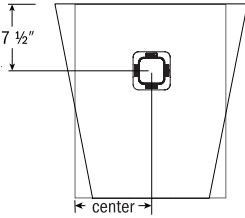
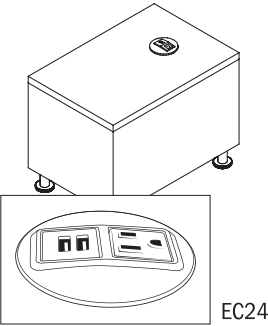
1 3/16" thick  
available in  
essentials veneer  
artisan veneer  
laminate - HPL  
(bevel underside MDF)

Linking Tables - Grain Direction



Linking Drum Tables - Power Location

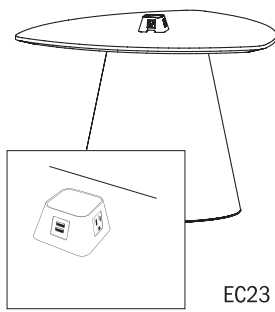
The EC24 or EC23 are available on linking drum tables. Wire management moves through the bottom cavity. The location shown below is for all table shapes.



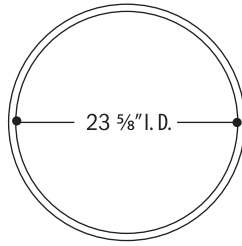
MOTO

### Work Tables - Power and Wire Management

The optional EC23 or EC24 is recommended for the work tables. When electrical units are used on the work tables with a conical base, the base allows wires to run through to a floor outlet. The unrestricted opening at the bottom of the base allows the base to be placed over the floor electrical monument.



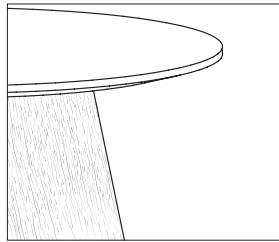
EC23



Both the EC23 and EC24 are centered on the top over the base.

### Conical Table Base - Material and Grain Direction

The conical base on the pull-up and work tables is polystyrene material with a wood grain texture. This base is available in wood finishes, paint colors and laminate matching finishes. Adjustable leveling glides are included.

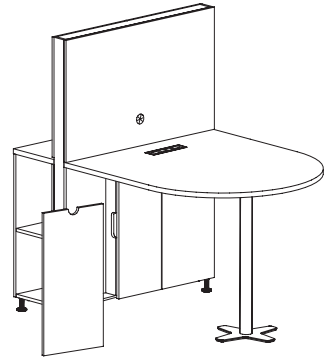
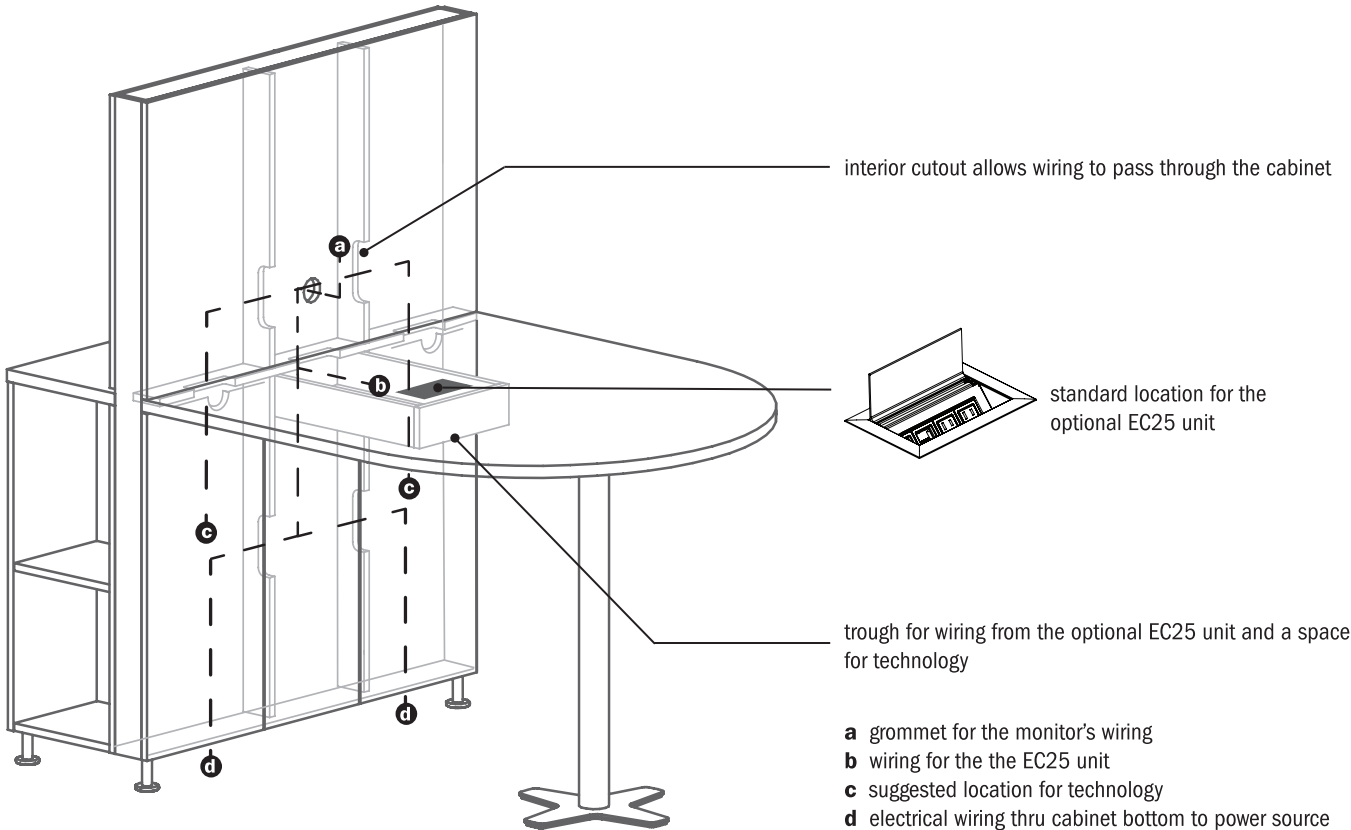




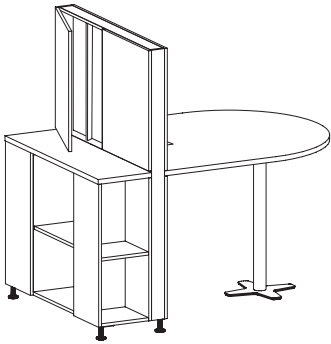
Moto

Media Tables and Media Credenzas - Wire Management and Power/Data

Easy access to wiring is provided in the Moto Media products. Well placed grommets, doors, and allowance inside the cabinets makes it easy to outfit these units quickly. The recommended EC25 brings power and data access to the top.



removable panels



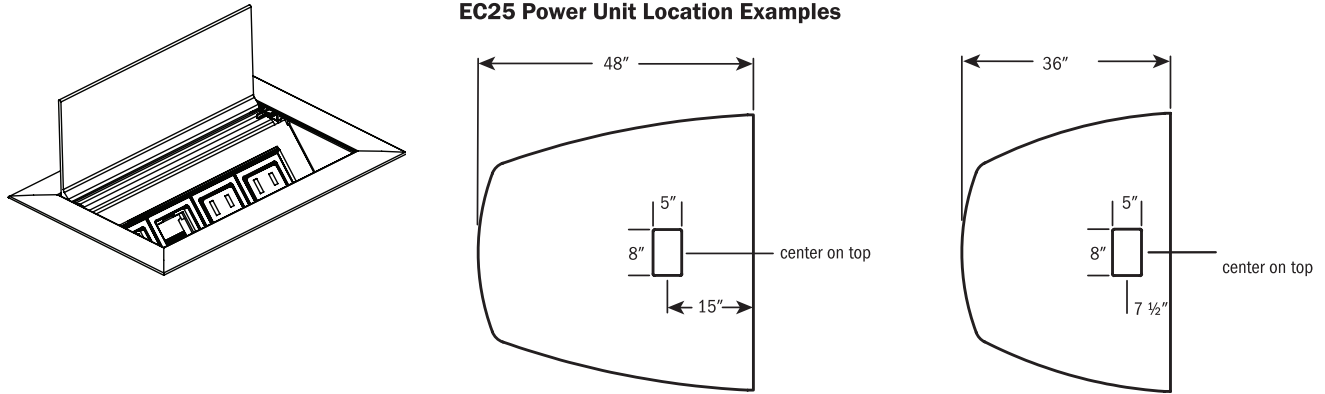
hinged doors

MOTO

C  
O  
K  
C  
0  
0  
2  
0  
5

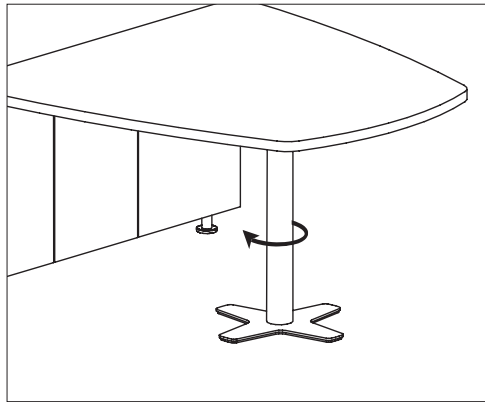
### Media Tables - Power Location

The EC25 is available on media tables. The location shown below is for all table wedge shape tops, location for EC25 on bullet shapes are similar.



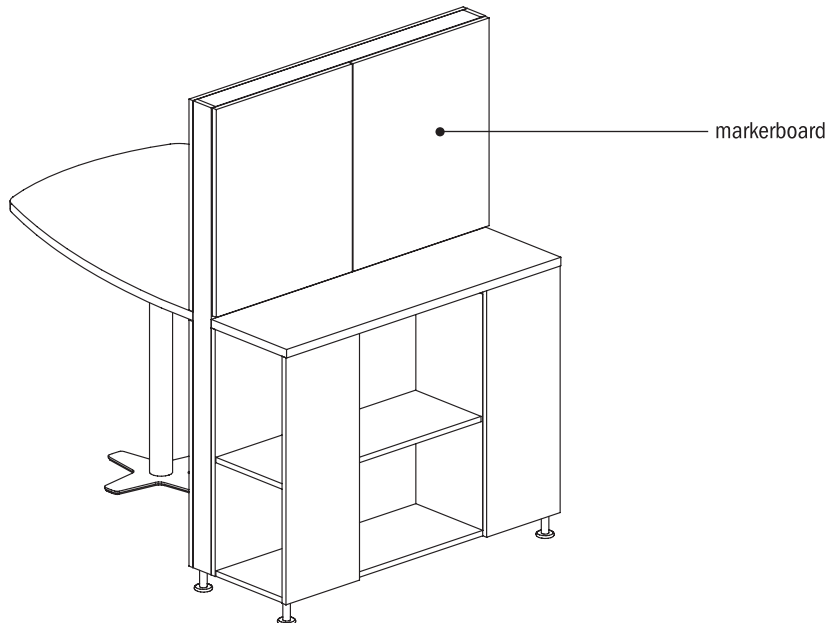
### Media Tables - Leveling the Post Column

Leveling is made easy by turning the column.



### Markerboard Back Panel Options

Markerboard back panels can be specified for the back panels on Media Tables, Media Credenzas and Bookcases.

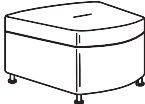





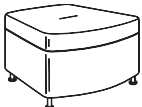
C  
O  
K  
C  
0  
0  
2  
0  
5

Moto

Description	Model	Specifications	List Price Per Grade																												
Narrow Inline Bench	MTL260	<table><tr><th>Dimensions</th><th>D</th><th>W</th><th>H</th></tr><tr><td>Overall</td><td>30</td><td>26</td><td>17 ¾</td></tr><tr><td>Seat</td><td>30</td><td>26</td><td>17 ¾</td></tr><tr><th colspan="2">Upholstery</th><th colspan="2">Shipping</th></tr><tr><td>COM Ydg</td><td>2 ¼</td><td>Ctn Wt</td><td>43</td></tr><tr><td>COL Sq Ft</td><td>45</td><td>Cu Ft</td><td>11</td></tr><tr><td></td><td></td><td>Chair Wt</td><td>38</td></tr></table>	Dimensions	D	W	H	Overall	30	26	17 ¾	Seat	30	26	17 ¾	Upholstery		Shipping		COM Ydg	2 ¼	Ctn Wt	43	COL Sq Ft	45	Cu Ft	11			Chair Wt	38	COM \$1,442 A \$1,464 B \$1,511 COL/C \$1,593 D \$1,698 E \$1,803 F \$1,965 G \$2,140 H \$2,326 I \$2,615 J \$2,966 L1 \$2,267 L2 \$2,500
Dimensions	D	W	H																												
Overall	30	26	17 ¾																												
Seat	30	26	17 ¾																												
Upholstery		Shipping																													
COM Ydg	2 ¼	Ctn Wt	43																												
COL Sq Ft	45	Cu Ft	11																												
		Chair Wt	38																												
Inline Bench	MTL300	<table><tr><th>Dimensions</th><th>D</th><th>W</th><th>H</th></tr><tr><td>Overall</td><td>30</td><td>30</td><td>17 ¾</td></tr><tr><td>Seat</td><td>30</td><td>30</td><td>17 ¾</td></tr><tr><th colspan="2">Upholstery</th><th colspan="2">Shipping</th></tr><tr><td>COM Ydg</td><td>2 ¼</td><td>Ctn Wt</td><td>46</td></tr><tr><td>COL Sq Ft</td><td>45</td><td>Cu Ft</td><td>12</td></tr><tr><td></td><td></td><td>Chair Wt</td><td>40</td></tr></table>	Dimensions	D	W	H	Overall	30	30	17 ¾	Seat	30	30	17 ¾	Upholstery		Shipping		COM Ydg	2 ¼	Ctn Wt	46	COL Sq Ft	45	Cu Ft	12			Chair Wt	40	COM \$1,462 A \$1,486 B \$1,533 COL/C \$1,614 D \$1,719 E \$1,824 F \$1,986 G \$2,160 H \$2,347 I \$2,637 J \$2,987 L1 \$2,288 L2 \$2,522
Dimensions	D	W	H																												
Overall	30	30	17 ¾																												
Seat	30	30	17 ¾																												
Upholstery		Shipping																													
COM Ydg	2 ¼	Ctn Wt	46																												
COL Sq Ft	45	Cu Ft	12																												
		Chair Wt	40																												
Two Seat Bench	MTL600 · casters not available	<table><tr><th>Dimensions</th><th>D</th><th>W</th><th>H</th></tr><tr><td>Overall</td><td>30</td><td>60</td><td>17 ¾</td></tr><tr><td>Seat</td><td>30</td><td>60</td><td>17 ¾</td></tr><tr><th colspan="2">Upholstery</th><th colspan="2">Shipping</th></tr><tr><td>COM Ydg</td><td>4 ½</td><td>Ctn Wt</td><td>90</td></tr><tr><td>COL Sq Ft</td><td>90</td><td>Cu Ft</td><td>23</td></tr><tr><td></td><td></td><td>Chair Wt</td><td>80</td></tr></table>	Dimensions	D	W	H	Overall	30	60	17 ¾	Seat	30	60	17 ¾	Upholstery		Shipping		COM Ydg	4 ½	Ctn Wt	90	COL Sq Ft	90	Cu Ft	23			Chair Wt	80	COM \$2,589 A \$2,636 B \$2,729 COL/C \$2,891 D \$3,101 E \$3,311 F \$3,636 G \$3,985 H \$4,358 I \$4,939 J \$5,639 L1 \$4,241 L2 \$4,707
Dimensions	D	W	H																												
Overall	30	60	17 ¾																												
Seat	30	60	17 ¾																												
Upholstery		Shipping																													
COM Ydg	4 ½	Ctn Wt	90																												
COL Sq Ft	90	Cu Ft	23																												
		Chair Wt	80																												
30° Concave Bench	MTI300	<table><tr><th>Dimensions</th><th>D</th><th>W</th><th>H</th></tr><tr><td>Overall</td><td>30</td><td>32</td><td>17 ¾</td></tr><tr><td>Seat</td><td>30</td><td></td><td>17 ¾</td></tr><tr><th colspan="2">Upholstery</th><th colspan="2">Shipping</th></tr><tr><td>COM Ydg</td><td>2 ¼</td><td>Ctn Wt</td><td>42</td></tr><tr><td>COL Sq Ft</td><td>45</td><td>Cu Ft</td><td>13</td></tr><tr><td></td><td></td><td>Chair Wt</td><td>37</td></tr></table>	Dimensions	D	W	H	Overall	30	32	17 ¾	Seat	30		17 ¾	Upholstery		Shipping		COM Ydg	2 ¼	Ctn Wt	42	COL Sq Ft	45	Cu Ft	13			Chair Wt	37	COM \$1,476 A \$1,500 B \$1,548 COL/C \$1,629 D \$1,734 E \$1,839 F \$2,002 G \$2,177 H \$2,363 I \$2,652 J \$3,003 L1 \$2,304 L2 \$2,537
Dimensions	D	W	H																												
Overall	30	32	17 ¾																												
Seat	30		17 ¾																												
Upholstery		Shipping																													
COM Ydg	2 ¼	Ctn Wt	42																												
COL Sq Ft	45	Cu Ft	13																												
		Chair Wt	37																												

Description	① Model	Specifications				List Price Per Grade	
22 ½° Concave Bench 	MTI220	Dimensions	D	W	H	COM	\$1,478
		Overall	30	32	17 ¾	A	\$1,502
		Seat	30	17 ¾		B	\$1,549
		Upholstery				COL/C	\$1,631
		COM Ydg	2 ¼	Ctn Wt	43	D	\$1,735
		COL Sq Ft	45	Cu Ft	13	E	\$1,840
				Chair Wt	38	F	\$2,003
						G	\$2,178
						H	\$2,364
						I	\$2,653
				J	\$3,004		
				L1	\$2,305		
				L2	\$2,538		

30° Convex Bench 	MT0300	Dimensions	D	W	H	COM	\$1,476
		Overall	30	32	17 ¾	A	\$1,500
		Seat	30	17 ¾		B	\$1,548
		Upholstery				COL/C	\$1,629
		COM Ydg	2 ¼	Ctn Wt	42	D	\$1,734
		COL Sq Ft	45	Cu Ft	13	E	\$1,839
				Chair Wt	37	F	\$2,002
						G	\$2,177
						H	\$2,363
						I	\$2,652
				J	\$3,003		
				L1	\$2,304		
				L2	\$2,537		

22 ½° Convex Bench 	MT0220	Dimensions	D	W	H	COM	\$1,478
		Overall	30	32	17 ¾	A	\$1,502
		Seat	30	17 ¾		B	\$1,549
		Upholstery				COL/C	\$1,631
		COM Ydg	2 ¼	Ctn Wt	43	D	\$1,735
		COL Sq Ft	45	Cu Ft	13	E	\$1,840
				Chair Wt	38	F	\$2,003
						G	\$2,178
						H	\$2,364
						I	\$2,653
				J	\$3,004		
				L1	\$2,305		
				L2	\$2,538		

**To Order, Specify:**

- 1 Model Number
- 2 Fabric Selection - vendor, pattern and color
  - A. Chair
  - B. Seat Cushion
 Visit [www.jsifurniture.com/finishes-and-materials/textiles](http://www.jsifurniture.com/finishes-and-materials/textiles) for our textiles program. See selection of standard and graded in manufacturers and patterns.
- 3 Optional Casters; add \$111 list
- 4 Optional Wood Feet; add \$71 list [See Wood Feet Finish Options](#)
- 5 Optional Power Center - Flush Mount (EC22) - Black (B) or White (W); add \$583 list each and specify left or right





**Specifications**

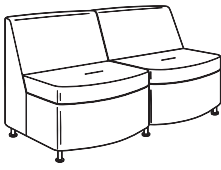




- Metal leg standard with 2 ¾" diameter leveling disc.
- Frame is puzzle jointed plywood construction.
- Seat has synthetic sheet webbing with cross strap reinforcement and 3 ¼" multi-density high resilience polyurethane foam.
- Linking bracket included.



Moto

C  
O  
K  
C  
0  
0  
2  
0  
5

Description	Model	Specifications				List Price Per Grade
	MTL261	Dimensions	D	W	H	COM \$1,778
		Overall	30	26	31 ½	A \$1,810
		Seat	20 ½	26	17 ¾	B \$1,872
		Upholstery		Shipping		COL/C \$1,981
		COM Ydg	3	Ctn Wt	55	D \$2,119
		COL Sq Ft	60	Cu Ft	18	E \$2,260
				Chair Wt	48	F \$2,477
						G \$2,710
						H \$2,958
						I \$3,346
	MTL261-CO · discrete clean out	Dimensions	D	W	H	COM \$1,880
		Overall	30	26	31 ½	A \$1,915
		Seat	20 ½	26	17 ¾	B \$1,982
		Upholstery		Shipping		COL/C \$2,100
		COM Ydg	3 ¼	Ctn Wt	55	D \$2,250
		COL Sq Ft	65	Cu Ft	18	E \$2,403
				Chair Wt	48	F \$2,637
						G \$2,889
						H \$3,159
						I \$3,579
	MTL301	Dimensions	D	W	H	COM \$1,796
		Overall	30	30	31 ½	A \$1,829
		Seat	20 ½	30	17 ¾	B \$1,892
		Upholstery		Shipping		COL/C \$2,000
		COM Ydg	3	Ctn Wt	60	D \$2,139
		COL Sq Ft	60	Cu Ft	20	E \$2,279
				Chair Wt	52	F \$2,495
						G \$2,728
						H \$2,976
						I \$3,364
	MTL301-CO · discrete clean out	Dimensions	D	W	H	COM \$1,908
		Overall	30	30	31 ½	A \$1,943
		Seat	20 ½	30	17 ¾	B \$2,009
		Upholstery		Shipping		COL/C \$2,128
		COM Ydg	3 ¼	Ctn Wt	60	D \$2,279
		COL Sq Ft	65	Cu Ft	20	E \$2,431
				Chair Wt	52	F \$2,665
						G \$2,918
						H \$3,186
						I \$3,607

Description	1 Model	Specifications	List Price Per Grade
<b>Two Seat Club Chair</b> 	<b>MTL601</b> • casters not available	<b>Dimensions</b>	COM \$3,440
		Overall 30 60 31 ½	A \$3,503
		Seat 20 ½ 60 17 ¾	B \$3,628
		<b>Upholstery</b>	COL/C \$3,844
		COM Ydg 6 Ctn Wt 118	D \$4,124
		COL Sq Ft 120 Cu Ft 39	E \$4,403
		Chair Wt 104	F \$4,836
			G \$5,303
			H \$5,799
			I \$6,574
<b>Narrow Inline Club Chair with Arm</b>   <div>right left</div>	<b>MTL261UAR</b> <b>MTL261UAL</b>	<b>Dimensions</b>	COM \$1,945
		Overall 30 26 31 ½	A \$1,980
		Seat 20 ½ 20 17 ¾	B \$2,046
		<b>Upholstery</b>	COL/C \$2,164
		COM Ydg 3 ¼ Ctn Wt 67	D \$2,315
		COL Sq Ft 65 Cu Ft 18	E \$2,468
		Chair Wt 60	F \$2,702
			G \$2,954
			H \$3,223
			I \$3,643
<b>Narrow Inline Club Chair with Arm and Clean Out</b>   <div>right left</div>	<b>MTL261UAR-CO</b> <b>MTL261UAL-CO</b> • discrete clean out	<b>Dimensions</b>	COM \$2,048
		Overall 30 26 31 ½	A \$2,085
		Seat 20 ½ 20 17 ¾	B \$2,158
		<b>Upholstery</b>	COL/C \$2,284
		COM Ydg 3 ½ Ctn Wt 67	D \$2,448
		COL Sq Ft 70 Cu Ft 18	E \$2,611
		Chair Wt 60	F \$2,864
			G \$3,136
			H \$3,425
			I \$3,877

**To Order, Specify:**







- Model Number
- Fabric Selection - vendor, pattern and color
  - Chair
  - Seat Cushion
 Visit [www.jsifurniture.com/finishes-and-materials/textiles](http://www.jsifurniture.com/finishes-and-materials/textiles) for our textiles program. See selection of standard and graded in manufacturers and patterns.
- Optional Casters; add \$111 list
- Optional Wood Feet; add \$71 list [See Wood Feet Finish Options](#)
- Optional Tablet Arm, Oval or Rectangular; specify shape, material, finish and add \$691 list
- Optional Arm Cap; specify finish or 3D Laminate and add \$313 list per arm
- Optional Power Center - Flush Mount (EC22) - Black (B) or White (W); add \$583 list each and specify left or right


**Specifications**

- Metal leg standard with 2 ¾" diameter leveling disc.
- Frame is puzzle jointed plywood construction.
- Seat has synthetic sheet webbing with cross strap reinforcement and 3 ¼" multi-density high resilience polyurethane foam.
- Back has 1 ¾" multi-density high resilience polyurethane foam.
- Upholstered arms are standard.
- Arm tops have 1" high resilience polyurethane foam.
- Optional arm cap is available in Essentials Veneer or Solid Laminates.
- Optional tablet arm is available in Essentials, Artisan veneer, or HPL with exposed plywood edges.
- Linking bracket included.

Moto

C  
O  
K  
C  
0  
0  
2  
0  
5

Description		1 Model	Specifications				List Price Per Grade	
Inline Club Chair with Arm		MTL301UAR MTL301UAL					COM	\$2,004
			Dimensions	D	W	H	A	\$2,044
		Overall	30	30	31 1/2	B	\$2,120	
right	left	Seat	20 1/2	23	17 3/4	COL/C	\$2,258	
			Upholstery		Shipping		D	\$2,432
		COM Ydg	3 3/4	Ctn Wt	75	E	\$2,606	
		COL Sq Ft	75	Cu Ft	20	F	\$2,878	
				Chair Wt	67	G	\$3,169	
						H	\$3,479	
						I	\$3,963	
						J	\$4,546	
						L1	\$3,382	
						L2	\$3,769	
Inline Club Chair with Arm with Clean Out		MTL301UAR-CO MTL301UAL-CO · discrete clean out					COM	\$2,116
			Dimensions	D	W	H	A	\$2,158
		Overall	30	30	31 1/2	B	\$2,241	
right	left	Seat	20 1/2	23	17 3/4	COL/C	\$2,387	
			Upholstery		Shipping		D	\$2,572
		COM Ydg	4	Ctn Wt	75	E	\$2,759	
		COL Sq Ft	80	Cu Ft	20	F	\$3,048	
				Chair Wt	67	G	\$3,357	
						H	\$3,689	
						I	\$4,206	
						J	\$4,826	
						L1	\$3,585	
						L2	\$3,999	
Inline Club Chair with Both Arm		MTL301UA2					COM	\$2,329
			Dimensions	D	W	H	A	\$2,378
		Overall	30	32	31 1/2	B	\$2,478	
		Seat	20 1/2	21	17 3/4	COL/C	\$2,650	
			Upholstery		Shipping		D	\$2,870
		COM Ydg	4 1/2	Ctn Wt	87	E	\$3,093	
		COL Sq Ft	90	Cu Ft	21	F	\$3,435	
				Chair Wt	79	G	\$3,804	
						H	\$4,196	
						I	\$4,811	
						J	\$5,547	
						L1	\$4,075	
						L2	\$4,565	
Inline Club Chair with Both Arm and Clean Out		MTL301UA2-CO · discrete clean out					COM	\$2,440
			Dimensions	D	W	H	A	\$2,493
		Overall	30	32	31 1/2	B	\$2,597	
		Seat	20 1/2	21	17 3/4	COL/C	\$2,777	
			Upholstery		Shipping		D	\$3,010
		COM Ydg	4 3/4	Ctn Wt	87	E	\$3,244	
		COL Sq Ft	95	Cu Ft	21	F	\$3,605	
				Chair Wt	79	G	\$3,993	
						H	\$4,406	
						I	\$5,052	
						J	\$5,828	
						L1	\$4,277	
						L2	\$4,794	

Description	1 Model	Specifications			List Price Per Grade	
<div>Two Seat Club Chair with Arms</div> <div></div>	<div>MTL601UA</div> <div>· casters not available</div>	Dimensions	D	W	H	COM \$3,704
		Overall	30	60	31 ½	A \$3,771
		Seat	20 ½	46	17 ¾	B \$3,907
		Upholstery	Shipping			COL/C \$4,141
		COM Ydg	6 ½	Ctn Wt	148	D \$4,444
		COL Sq Ft	130	Cu Ft	39	E \$4,747
				Chair Wt	134	F \$5,218
						G \$5,721
						H \$6,259
						I \$7,100
				J \$8,108		
				L1 \$6,091		
				L2 \$6,762		

**To Order, Specify:**

- 1 Model Number
- 2 Fabric Selection - vendor, pattern and color
  - A. Chair
  - B. Seat Cushion
 Visit [www.jsifurniture.com/finishes-and-materials/textiles](http://www.jsifurniture.com/finishes-and-materials/textiles) for our textiles program. See selection of standard and graded in manufacturers and patterns.
- 3 Optional Casters; add \$111 list
- 4 Optional Wood Feet; add \$71 list [See Wood Feet Finish Options](#)
- 5 Optional Tablet Arm, Oval or Rectangular; specify shape, material, finish and add \$691 list
- 6 Optional Arm Cap; specify finish or 3D Laminate and add \$313 list per arm
- 7 Optional Power Center - Flush Mount (EC22) - Black (B) or White (W); add \$583 list each and specify left or right


**Specifications**

- Metal leg standard with 2 ¾" diameter leveling disc.
- Frame is puzzle jointed plywood construction.
- Seat has synthetic sheet webbing with cross strap reinforcement and 3 ¼" multi-density high resilience polyurethane foam.
- Back has 1 ¾" multi-density high resilience polyurethane foam.
- Upholstered arms are standard.
- Arm tops have 1" high resilience polyurethane foam.
- Optional arm cap is available in Essentials Veneer or Solid Laminates.
- Optional tablet arm is available in Essentials, Artisan veneer, or HPL with exposed plywood edges.
- Linking bracket included.




Moto



Description	① Model	Specifications				List Price Per Grade		
<div>30° Concave Club Chair</div> <div></div>	MTI301	Dimensions		D	W	H	COM	\$1,806
		Overall		30	32	31 ½	A	\$1,836
		Seat		20 ½		17 ¾	B	\$1,899
		Upholstery		Shipping		COL/C	\$2,007	
		COM Ydg		3	Ctn Wt	57	D	\$2,147
		COL Sq Ft		60	Cu Ft	22	E	\$2,287
					Chair Wt	48	F	\$2,504
							G	\$2,736
							H	\$2,985
							I	\$3,373
							J	\$3,839
							L1	\$2,907
							L2	\$3,218

22 ½° Concave Club Chair

MTI221



Dimensions	D	W	H
Overall	30	32	31 ½
Seat	20 ½		17 ¾
Upholstery		Shipping	
COM Ydg	3	Ctn Wt	59
COL Sq Ft	60	Cu Ft	22
		Chair Wt	50

COM \$1,809

A \$1,840

B \$1,903

COL/C \$2,011

D \$2,151

E \$2,290

F \$2,507

G \$2,739

H \$2,988

I \$3,376

J \$3,842

L1 \$2,910

L2 \$3,221

C  
O  
K  
C  
0  
0  
2  
0  
5

MOTO

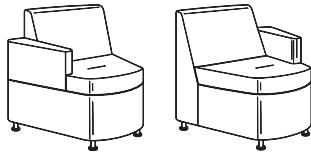
## Description

## ① Model

## Specifications

## List Price Per Grade

## 30° Concave Club Chair with Arm



right

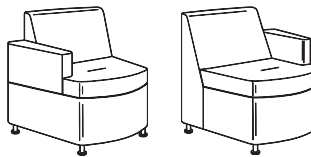
left

MTI301UAR  
MTI301UAL

· tablet arm not available

Dimensions	D	W	H
Overall	30	32	31 ½
Seat	20 ½		17 ¾
Upholstery	Shipping		
COM Ydg	3 ¾	Ctn Wt	72
COL Sq Ft	75	Cu Ft	22
		Chair Wt	63

COM	\$1,991
A	\$2,031
B	\$2,108
COL/C	\$2,244
D	\$2,418
E	\$2,593
F	\$2,864
G	\$3,156
H	\$3,466
I	\$3,951
J	\$4,533
L1	\$3,370
L2	\$3,757

22 ½° Concave Club Chair with  
Arm

right

left

MTI221UAR  
MTI221UAL

· tablet arm not available

Dimensions	D	W	H
Overall	30	32	31 ½
Seat	20 ½		17 ¾
Upholstery	Shipping		
COM Ydg	3 ¾	Ctn Wt	74
COL Sq Ft	75	Cu Ft	22
		Chair Wt	65

COM	\$1,998
A	\$2,039
B	\$2,115
COL/C	\$2,251
D	\$2,427
E	\$2,601
F	\$2,872
G	\$3,163
H	\$3,472
I	\$3,957
J	\$4,539
L1	\$3,376
L2	\$3,764

## To Order, Specify:

- ① Model Number
- ② Fabric Selection - vendor, pattern and color
  - A. Chair
  - B. Seat Cushion
 Visit [www.jsifurniture.com/finishes-and-materials/textiles](http://www.jsifurniture.com/finishes-and-materials/textiles) for our textiles program. See selection of standard and graded in manufacturers and patterns.
- ③ Optional Casters; add \$111 list
- ④ Optional Wood Feet; add \$71 list [See Wood Feet Finish Options](#)
- ⑤ Optional Arm Cap; specify finish or 3D Laminate and add \$313 list per arm [See Arm Cap Finish Options](#)
- ⑥ Optional Power Center - Flush Mount (EC22) - Black (B) or White (W); add \$583 list each and specify left or right


## Specifications


- Metal leg standard with 2 ¾" diameter leveling disc.
- Frame is puzzle jointed plywood construction.
- Seat has synthetic sheet webbing with cross strap reinforcement and 3 ¼" multi-density high resilience polyurethane foam.
- Back has 1 ¾" multi-density high resilience polyurethane foam.
- Upholstered arms are standard.
- Arm tops have 1" high resilience polyurethane foam.
- Optional arm cap is available in Essentials Veneer or Solid Laminate
- Optional tablet arm is available in Essentials, Artisan veneer, or HPL with exposed plywood edges.
- Linking bracket included.







Moto

C  
O  
K  
C  
0  
0  
2  
0  
5

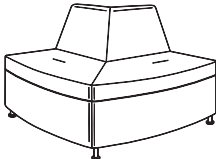
Description	Model	Specifications				List Price Per Grade
30° Convex Club Chair	MT0301	Dimensions	D	W	H	COM \$1,790
		Overall	30	32	31 ½	A \$1,821
		Seat	20 ½		17 ¾	B \$1,883
		Upholstery		Shipping		COL/C \$1,992
		COM Ydg	3	Ctn Wt	56	D \$2,131
		COL Sq Ft	60	Cu Ft	22	E \$2,271
				Chair Wt	47	F \$2,489
						G \$2,721
						H \$2,970
						I \$3,357
						J \$3,823
						L1 \$2,891
						L2 \$3,202

22 ½° Convex Club Chair	MT0221	Dimensions	D	W	H	COM \$1,797
		Overall	30	32	31 ½	A \$1,830
		Seat	20 ½		17 ¾	B \$1,893
		Upholstery		Shipping		COL/C \$2,001
		COM Ydg	3	Ctn Wt	57	D \$2,140
		COL Sq Ft	60	Cu Ft	22	E \$2,280
				Chair Wt	48	F \$2,497
						G \$2,729
						H \$2,977
						I \$3,365
						J \$3,831
						L1 \$2,900
						L2 \$3,210

30° Convex Club Chair with Arm	MT0301UAR MT0301UAL	Dimensions	D	W	H	COM \$1,966
		Overall	30	32	31 ½	A \$2,001
		Seat	20 ½		17 ¾	B \$2,068
		Upholstery		Shipping		COL/C \$2,185
		COM Ydg	3 ¼	Ctn Wt	71	D \$2,336
		COL Sq Ft	65	Cu Ft	22	E \$2,489
				Chair Wt	62	F \$2,723
						G \$2,975
						H \$3,245
						I \$3,665
 right  left						J \$4,168
						L1 \$3,161
						L2 \$3,497

22 ½° Convex Club Chair with Arm	MT0221UAR MT0221UAL	Dimensions	D	W	H	COM \$1,976
		Overall	30	32	31 ½	A \$2,008
		Seat	20 ½		17 ¾	B \$2,076
		Upholstery		Shipping		COL/C \$2,194
		COM Ydg	3 ¼	Ctn Wt	71	D \$2,345
		COL Sq Ft	65	Cu Ft	22	E \$2,497
				Chair Wt	62	F \$2,731
						G \$2,984
						H \$3,252
						I \$3,673
 right  left						J \$4,176
						L1 \$3,169
						L2 \$3,505

90° Convex Corner



1 Model

MT0901

· casters not available

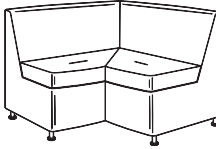
Specifications

Dimensions	D	W	H
Overall	46	46	31 ½
Seat	20 ½		17 ¾
Upholstery		Shipping	
COM Ydg	5	Ctn Wt	122
COL Sq Ft	100	Cu Ft	45
		Chair Wt	107

List Price Per Grade

COM	\$3,226
A	\$3,279
B	\$3,382
COL/C	\$3,564
D	\$3,796
E	\$4,029
F	\$4,391
G	\$4,778
H	\$5,193
I	\$5,839
J	\$6,614
L1	\$5,063
L2	\$5,581

90° Concave Corner



1 Model

MTI901

· casters not available

Specifications

Dimensions	D	W	H
Overall	46	46	31 ½
Seat	20 ½		17 ¾
Upholstery		Shipping	
COM Ydg	6 ¼	Ctn Wt	132
COL Sq Ft	125	Cu Ft	45
		Chair Wt	117

List Price Per Grade

COM	\$3,333
A	\$3,398
B	\$3,528
COL/C	\$3,754
D	\$4,044
E	\$4,336
F	\$4,788
G	\$5,272
H	\$5,790
I	\$6,597
J	\$7,566
L1	\$5,628
L2	\$6,275

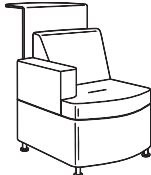

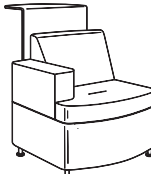

**To Order, Specify:**

- 1 Model Number
- 2 Fabric Selection - vendor, pattern and color
  - A. Chair
  - B. Seat Cushion
 Visit [www.jsifurniture.com/finishes-and-materials/textiles](http://www.jsifurniture.com/finishes-and-materials/textiles) for our textiles program. See selection of standard and graded in manufacturers and patterns.
- 3 Optional Casters; add \$111 list
- 4 Optional Wood Feet; add \$71 list [See Wood Feet Finish Options](#)
- 5 Optional Tablet Arm, Oval or Rectangular; specify shape, material, finish and add \$691 list
- 6 Optional Arm Cap; specify finish or 3D Laminate and add \$313 list per arm
- 7 Optional Power Center - Flush Mount (EC22) - Black (B) or White (W); add \$583 list each and specify left or right

**Specifications**

- Metal leg standard with 2 ¾" diameter leveling disc.
- Frame is puzzle jointed plywood construction.
- Seat has synthetic sheet webbing with cross strap reinforcement and 3 ¼" multi-density high resilience polyurethane foam.
- Back has 1 ¾" multi-density high resilience polyurethane foam.
- Upholstered arms are standard.
- Arm tops have 1" high resilience polyurethane foam.
- Optional arm cap is available in Essentials Veneer or Solid Laminate
- Optional tablet arm is available in Essentials, Artisan veneer or HPL with exposed plywood edges.
- Linking bracket included.

MOTO

Description	1 Model	Specifications	List Price Per Grade																												
Narrow Inline Club Chair with Arm and Work Shelf	MTL264UAR	<table><tr><th>Dimensions</th><th>D</th><th>W</th><th>H</th></tr><tr><td>Overall</td><td>41 ¼</td><td>26</td><td>39</td></tr><tr><td>Seat</td><td>20 ½</td><td>20</td><td>17 ¾</td></tr><tr><th colspan="2">Upholstery</th><th colspan="2">Shipping</th></tr><tr><td>COM Ydg</td><td>3 ¾</td><td>Ctn Wt</td><td>106</td></tr><tr><td>COL Sq Ft</td><td>65</td><td>Cu Ft</td><td>23</td></tr><tr><td></td><td></td><td>Chair Wt</td><td>95</td></tr></table>	Dimensions	D	W	H	Overall	41 ¼	26	39	Seat	20 ½	20	17 ¾	Upholstery		Shipping		COM Ydg	3 ¾	Ctn Wt	106	COL Sq Ft	65	Cu Ft	23			Chair Wt	95	COM \$2,837
	Dimensions		D	W	H																										
Overall	41 ¼	26	39																												
Seat	20 ½	20	17 ¾																												
Upholstery		Shipping																													
COM Ydg	3 ¾	Ctn Wt	106																												
COL Sq Ft	65	Cu Ft	23																												
		Chair Wt	95																												
	MTL264UAL		A \$2,870																												
	· casters not available		B \$2,938																												
			COL/C \$3,056																												
	right		D \$3,207																												
			E \$3,358																												
	left		F \$3,593																												
			G \$3,845																												
			H \$4,114																												
			I \$4,535																												
			J \$5,038																												
			L1 \$4,030																												
			L2 \$4,366																												
Inline Club Chair with Arm and Work Shelf	MTL304UAR	<table><tr><th>Dimensions</th><th>D</th><th>W</th><th>H</th></tr><tr><td>Overall</td><td>41 ¼</td><td>30</td><td>39</td></tr><tr><td>Seat</td><td>20 ½</td><td>23</td><td>17 ¾</td></tr><tr><th colspan="2">Upholstery</th><th colspan="2">Shipping</th></tr><tr><td>COM Ydg</td><td>3 ¾</td><td>Ctn Wt</td><td>112</td></tr><tr><td>COL Sq Ft</td><td>75</td><td>Cu Ft</td><td>25</td></tr><tr><td></td><td></td><td>Chair Wt</td><td>102</td></tr></table>	Dimensions	D	W	H	Overall	41 ¼	30	39	Seat	20 ½	23	17 ¾	Upholstery		Shipping		COM Ydg	3 ¾	Ctn Wt	112	COL Sq Ft	75	Cu Ft	25			Chair Wt	102	COM \$2,896
	Dimensions		D	W	H																										
Overall	41 ¼	30	39																												
Seat	20 ½	23	17 ¾																												
Upholstery		Shipping																													
COM Ydg	3 ¾	Ctn Wt	112																												
COL Sq Ft	75	Cu Ft	25																												
		Chair Wt	102																												
	MTL304UAL		A \$2,935																												
	· casters not available		B \$3,012																												
			COL/C \$3,148																												
	right		D \$3,323																												
			E \$3,498																												
	left		F \$3,768																												
			G \$4,059																												
			H \$4,369																												
			I \$4,854																												
			J \$5,436																												
			L1 \$4,274																												
			L2 \$4,661																												

**To Order, Specify:**

- 1 Model Number
- 2 Fabric Selection - vendor, pattern and color
  - A. Chair
  - B. Seat Cushion
 Visit [www.jsifurniture.com/finishes-and-materials/textiles](http://www.jsifurniture.com/finishes-and-materials/textiles) for our textiles program. See selection of standard and graded in manufacturers and patterns.
- 3 Optional Wood Feet; add \$71 list [See Wood Feet Finish Options](#)
- 4 Optional Tablet Arm, Oval or Rectangular; specify shape, material, finish and add \$691 list [See Tablet Arm Finish Options](#)
- 5 Optional Arm Cap; specify wood finish or 3D Laminate and add \$313 list per arm [See Arm Cap Finish Options](#)
- 6 Optional Power Center - Flush Mount (EC22) - Black (B) or White (W);
  - Side of Seating; add \$583 list each and specify right or left
  - Back of Work Shelf; add \$697 list each
- 7 Work Shelf Wood Finish [See Work Shelf Wood Finish Options](#)
- 8 Work Shelf Laminate Color Selection [See Laminate Color Selection](#)
- 9 Optional Work Shelf Acrylic Screen; add \$246 list

**Specifications**

- Metal leg standard with 2 ¾" diameter leveling disc.
- Frame is puzzle jointed plywood construction.
- Seat has synthetic sheet webbing with cross strap reinforcement and 3 ¼" multi-density high resilience polyurethane foam.
- Back has 1 ¾" multi-density high resilience polyurethane foam.
- Upholstered arms are standard.
- Arm tops have 1" high resilience polyurethane foam.
- Optional arm cap is available in Essentials Veneer or Solid Laminate
- Optional tablet arm is available in Essentials, Artisan veneer or HPL with exposed plywood edges.
- 39" high rear work shelf is available in Essentials veneer or solid color HPL with exposed plywood edges.
- Work shelf is field installed.
- Work shelf dimensions 9 ½" x 22"
- Optional frosted acrylic screen with brushed aluminum standoffs is 4 ¾" tall
- Linking bracket included.



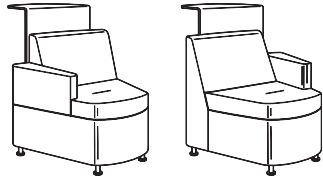
## Description

## 1 Model

## Specifications

## List Price Per Grade

30° Concave Club Chair with Arm  
and Work Shelf



right

left

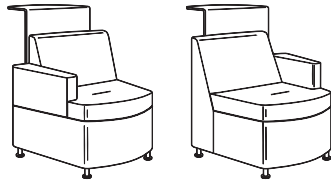
MTI304UAR  
MTI304UAL

- casters not available
- tablet arm not available

Dimensions	D	W	H
Overall	41 ¼	32	39
Seat	20 ½		17 ¾
Upholstery		Shipping	
COM Ydg	3 ¾	Ctn Wt	110
COL Sq Ft	75	Cu Ft	27
		Chair Wt	98

COM	\$2,886
A	\$2,926
B	\$3,003
COL/C	\$3,139
D	\$3,313
E	\$3,488
F	\$3,759
G	\$4,050
H	\$4,361
I	\$4,845
J	\$5,428
L1	\$4,263
L2	\$4,651

22 ½° Concave Club Chair with  
Arm and Work Shelf



right

left

MTI224UAR  
MTI224UAL

- casters not available
- tablet arm not available

Dimensions	D	W	H
Overall	41 ¼	32	39
Seat	20 ½		17 ¾
Upholstery		Shipping	
COM Ydg	3 ¾	Ctn Wt	112
COL Sq Ft	75	Cu Ft	27
		Chair Wt	100

COM	\$2,890
A	\$2,930
B	\$3,008
COL/C	\$3,144
D	\$3,318
E	\$3,493
F	\$3,764
G	\$4,055
H	\$4,365
I	\$4,850
J	\$5,432
L1	\$4,269
L2	\$4,657

## To Order, Specify:

- 1 Model Number
- 2 Fabric Selection - vendor, pattern and color
  - A. Chair
  - B. Seat Cushion
 Visit [www.jsifurniture.com/finishes-and-materials/textiles](http://www.jsifurniture.com/finishes-and-materials/textiles) for our textiles program. See selection of standard and graded in manufacturers and patterns.
- 3 Optional Wood Feet; add \$71 list [See Wood Feet Finish Options](#)
- 4 Optional Arm Cap; specify wood species, finish or 3D Laminate and add \$313 list per arm [See Arm Cap Finish Options](#)
- 5 Optional Power Center - Flush Mount (EC22) - Black (B) or White (W);
  - Side of Seating; add \$583 list each and specify right or left
  - Back of Work Shelf; add \$697 list each
- 6 Work Shelf Wood Finish [See Work Shelf Wood Finish Options](#)
- 7 Work Shelf Laminate Color Selection [See Laminate Color Selection](#)
- 8 Optional Work Shelf Acrylic Screen; add \$246 list

## Specifications

- Metal leg standard with 2 ¾" diameter leveling disc.
- Frame is puzzle jointed plywood construction.
- Seat has synthetic sheet webbing with cross strap reinforcement and 3 ¼" multi-density high resilience polyurethane foam.
- Back has 1 ¾" multi-density high resilience polyurethane foam.
- Upholstered arms are standard.
- Arm tops have 1" high resilience polyurethane foam.
- Optional arm cap is available in Essentials Veneer or Solid Laminate
- 39" high rear work shelf is available in Maple, Cherry, Walnut veneer or solid color HPL with exposed plywood edges.
- Work shelf is field installed.
- Work shelf dimensions 9 ½" x 22"
- Optional frosted acrylic screen with brushed aluminum standoffs is 4 ¾" tall
- Linking bracket included.

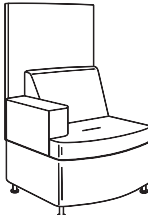







Moto

C  
O  
K  
C  
0  
0  
2  
0  
5

Description	Model	Specifications	List Price Per Grade																												
Inline Club Chair with Privacy Screen	MTL306 · casters not available	<table><tr><th>Dimensions</th><th>D</th><th>W</th><th>H</th></tr><tr><td>Overall</td><td>31 ¾</td><td>30</td><td>50</td></tr><tr><td>Seat</td><td>20 ½</td><td>30</td><td>17 ¾</td></tr><tr><th colspan="2">Upholstery</th><th colspan="2">Shipping</th></tr><tr><td>COM Ydg</td><td>5 ¼</td><td>Ctn Wt</td><td>78</td></tr><tr><td>COL Sq Ft</td><td>105</td><td>Cu Ft</td><td>24</td></tr><tr><td></td><td></td><td>Chair Wt</td><td>67</td></tr></table>	Dimensions	D	W	H	Overall	31 ¾	30	50	Seat	20 ½	30	17 ¾	Upholstery		Shipping		COM Ydg	5 ¼	Ctn Wt	78	COL Sq Ft	105	Cu Ft	24			Chair Wt	67	COM \$2,410 A \$2,465 B \$2,574 COL/C \$2,763 D \$3,008 E \$3,252 F \$3,632 G \$4,040 H \$4,474 I \$5,152 J \$5,967 L1 \$4,338 L2 \$4,881
Dimensions	D	W	H																												
Overall	31 ¾	30	50																												
Seat	20 ½	30	17 ¾																												
Upholstery		Shipping																													
COM Ydg	5 ¼	Ctn Wt	78																												
COL Sq Ft	105	Cu Ft	24																												
		Chair Wt	67																												
30° Concave Club Chair with Privacy Screen	MTI306 · casters not available	<table><tr><th>Dimensions</th><th>D</th><th>W</th><th>H</th></tr><tr><td>Overall</td><td>31 ¾</td><td>32</td><td>50</td></tr><tr><td>Seat</td><td>20 ½</td><td></td><td>17 ¾</td></tr><tr><th colspan="2">Upholstery</th><th colspan="2">Shipping</th></tr><tr><td>COM Ydg</td><td>5 ¼</td><td>Ctn Wt</td><td>74</td></tr><tr><td>COL Sq Ft</td><td>105</td><td>Cu Ft</td><td>26</td></tr><tr><td></td><td></td><td>Chair Wt</td><td>63</td></tr></table>	Dimensions	D	W	H	Overall	31 ¾	32	50	Seat	20 ½		17 ¾	Upholstery		Shipping		COM Ydg	5 ¼	Ctn Wt	74	COL Sq Ft	105	Cu Ft	26			Chair Wt	63	COM \$2,414 A \$2,470 B \$2,578 COL/C \$2,768 D \$3,012 E \$3,257 F \$3,636 G \$4,044 H \$4,478 I \$5,157 J \$5,971 L1 \$4,342 L2 \$4,885
Dimensions	D	W	H																												
Overall	31 ¾	32	50																												
Seat	20 ½		17 ¾																												
Upholstery		Shipping																													
COM Ydg	5 ¼	Ctn Wt	74																												
COL Sq Ft	105	Cu Ft	26																												
		Chair Wt	63																												
22 ½° Concave Club Chair with Privacy Screen	MTI226 · casters not available	<table><tr><th>Dimensions</th><th>D</th><th>W</th><th>H</th></tr><tr><td>Overall</td><td>31 ¾</td><td>32</td><td>50</td></tr><tr><td>Seat</td><td>20 ½</td><td></td><td>17 ¾</td></tr><tr><th colspan="2">Upholstery</th><th colspan="2">Shipping</th></tr><tr><td>COM Ydg</td><td>5 ¼</td><td>Ctn Wt</td><td>76</td></tr><tr><td>COL Sq Ft</td><td>105</td><td>Cu Ft</td><td>26</td></tr><tr><td></td><td></td><td>Chair Wt</td><td>65</td></tr></table>	Dimensions	D	W	H	Overall	31 ¾	32	50	Seat	20 ½		17 ¾	Upholstery		Shipping		COM Ydg	5 ¼	Ctn Wt	76	COL Sq Ft	105	Cu Ft	26			Chair Wt	65	COM \$2,421 A \$2,477 B \$2,586 COL/C \$2,775 D \$3,019 E \$3,264 F \$3,643 G \$4,051 H \$4,486 I \$5,163 J \$5,978 L1 \$4,350 L2 \$4,893
Dimensions	D	W	H																												
Overall	31 ¾	32	50																												
Seat	20 ½		17 ¾																												
Upholstery		Shipping																													
COM Ydg	5 ¼	Ctn Wt	76																												
COL Sq Ft	105	Cu Ft	26																												
		Chair Wt	65																												

MOTO

Description	① Model	Specifications	List Price Per Grade																												
Inline Club Chair with Arm and Privacy Screen	MTL306UAR MTL306UAL · casters not available	<table><tr><th>Dimensions</th><th>D</th><th>W</th><th>H</th></tr><tr><td>Overall</td><td>31 ¾</td><td>30</td><td>50</td></tr><tr><td>Seat</td><td>20 ½</td><td>23</td><td>17 ¾</td></tr><tr><th colspan="2">Upholstery</th><th colspan="2">Shipping</th></tr><tr><td>COM Ydg</td><td>6</td><td>Ctn Wt</td><td>93</td></tr><tr><td>COL Sq Ft</td><td>120</td><td>Cu Ft</td><td>24</td></tr><tr><td></td><td></td><td>Chair Wt</td><td>82</td></tr></table>	Dimensions	D	W	H	Overall	31 ¾	30	50	Seat	20 ½	23	17 ¾	Upholstery		Shipping		COM Ydg	6	Ctn Wt	93	COL Sq Ft	120	Cu Ft	24			Chair Wt	82	COM \$2,555 A \$2,617 B \$2,741 COL/C \$2,959 D \$3,238 E \$3,518 F \$3,952 G \$4,417 H \$4,913 I \$5,689 J \$6,620 L1 \$4,758 L2 \$5,379
		Dimensions	D	W	H																										
Overall	31 ¾	30	50																												
Seat	20 ½	23	17 ¾																												
Upholstery		Shipping																													
COM Ydg	6	Ctn Wt	93																												
COL Sq Ft	120	Cu Ft	24																												
		Chair Wt	82																												
<div> right</div> <div> left</div>																															
30° Concave Club Chair with Arm and Privacy Screen	MTI306UAR MTI306UAL · casters not available · tablet arm not available	<table><tr><th>Dimensions</th><th>D</th><th>W</th><th>H</th></tr><tr><td>Overall</td><td>31 ¾</td><td>32</td><td>50</td></tr><tr><td>Seat</td><td>20 ½</td><td></td><td>17 ¾</td></tr><tr><th colspan="2">Upholstery</th><th colspan="2">Shipping</th></tr><tr><td>COM Ydg</td><td>6</td><td>Ctn Wt</td><td>89</td></tr><tr><td>COL Sq Ft</td><td>120</td><td>Cu Ft</td><td>26</td></tr><tr><td></td><td></td><td>Chair Wt</td><td>78</td></tr></table>	Dimensions	D	W	H	Overall	31 ¾	32	50	Seat	20 ½		17 ¾	Upholstery		Shipping		COM Ydg	6	Ctn Wt	89	COL Sq Ft	120	Cu Ft	26			Chair Wt	78	COM \$2,603 A \$2,665 B \$2,791 COL/C \$3,008 D \$3,287 E \$3,566 F \$4,000 G \$4,465 H \$4,961 I \$5,737 J \$6,669 L1 \$4,807 L2 \$5,428
		Dimensions	D	W	H																										
Overall	31 ¾	32	50																												
Seat	20 ½		17 ¾																												
Upholstery		Shipping																													
COM Ydg	6	Ctn Wt	89																												
COL Sq Ft	120	Cu Ft	26																												
		Chair Wt	78																												
<div> right</div> <div> left</div>																															
22 ½° Concave Club Chair with Arm and Privacy Screen	MTI226UAR MTI226UAL · casters not available · tablet arm not available	<table><tr><th>Dimensions</th><th>D</th><th>W</th><th>H</th></tr><tr><td>Overall</td><td>31 ¾</td><td>32</td><td>50</td></tr><tr><td>Seat</td><td>20 ½</td><td></td><td>17 ¾</td></tr><tr><th colspan="2">Upholstery</th><th colspan="2">Shipping</th></tr><tr><td>COM Ydg</td><td>6</td><td>Ctn Wt</td><td>91</td></tr><tr><td>COL Sq Ft</td><td>120</td><td>Cu Ft</td><td>26</td></tr><tr><td></td><td></td><td>Chair Wt</td><td>80</td></tr></table>	Dimensions	D	W	H	Overall	31 ¾	32	50	Seat	20 ½		17 ¾	Upholstery		Shipping		COM Ydg	6	Ctn Wt	91	COL Sq Ft	120	Cu Ft	26			Chair Wt	80	COM \$2,610 A \$2,673 B \$2,798 COL/C \$3,014 D \$3,294 E \$3,573 F \$4,006 G \$4,473 H \$4,969 I \$5,744 J \$6,675 L1 \$4,813 L2 \$5,434
		Dimensions	D	W	H																										
Overall	31 ¾	32	50																												
Seat	20 ½		17 ¾																												
Upholstery		Shipping																													
COM Ydg	6	Ctn Wt	91																												
COL Sq Ft	120	Cu Ft	26																												
		Chair Wt	80																												
<div> right</div> <div> left</div>																															

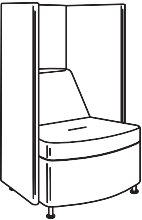
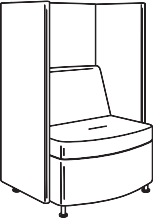
**To Order, Specify:**

- 1 Model Number
- 2 Fabric Selection - vendor, pattern and color
  - A. Chair
  - B. Seat Cushion
  - C. Privacy Screen
 Visit [www.jsifurniture.com/finishes-and-materials/textiles](http://www.jsifurniture.com/finishes-and-materials/textiles) for our textiles program. See selection of standard and graded in manufacturers and patterns.
- 3 Optional Wood Feet; add \$71 list [See Wood Feet Finish Options](#)
- 4 Optional Tablet Arm, Oval or Rectangular; specify shape, material, finish and add \$691 list [See Tablet Arm Finish Options](#)
- 5 Optional Arm Cap; specify wood finish or 3D Laminate and add \$313 list per arm [See Arm Cap Finish Options](#)
- 6 Optional Power Center - Flush Mount (EC22) - Black (B) or White (W); add \$583 list each and specify left or right

**Specifications**

- Metal leg standard with 2 ¾" diameter leveling disc.
- Frame is puzzle jointed plywood construction.
- Seat has synthetic sheet webbing with cross strap reinforcement and 3 ¼" multi-density high resilience polyurethane foam.
- Back has 1 ¾" multi-density high resilience polyurethane foam.
- Upholstered arms are standard.
- Arm tops have 1" high resilience polyurethane foam.
- Optional arm cap is available in Essentials Veneer or Solid Laminate
- Optional tablet arm is available in Essentials, Artisan veneer, or HPL with exposed plywood edges.
- Upholstered privacy screen has polyurethane foam.
- Screen is field installed.
- Linking bracket included.


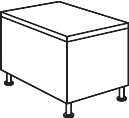
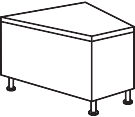
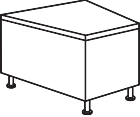
Description	Model	Specifications				List Price Per Grade	
Inline Club Chair with Privacy Surround	MTL305	Dimensions	D	W	H	COM	\$3,048
		Overall	31 ¾	33 ½	50	A	\$3,132
		Seat	20 ½	30	17 ¾	B	\$3,296
		Upholstery		Shipping		COL/C	\$3,586
		COM Ydg	8 ¼	Ctn Wt	118	D	\$3,958
		COL Sq Ft	166	Cu Ft	37	E	\$4,331
				Chair Wt	107	F	\$4,910
						G	\$5,529
						H	\$6,191
						I	\$7,227
22 ½° Convex Club Chair with Privacy Surround	MT0225	Dimensions	D	W	H	COM	\$3,019
		Overall	31 ¾	33 ½	50	A	\$3,102
		Seat	20 ½		17 ¾	B	\$3,268
		Upholstery		Shipping		COL/C	\$3,557
		COM Ydg	8 ¼	Ctn Wt	115	D	\$3,930
		COL Sq Ft	166	Cu Ft	37	E	\$4,302
				Chair Wt	102	F	\$4,882
						G	\$5,502
						H	\$6,164
						I	\$7,197



C  
O  
K  
C  
0  
0  
2  
0  
5



Moto


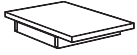


Description	D	W	H	CTN WT	CU FT	❶ Model	Essentials Veneer List Price	Artisan Veneer List Price
Linking Drum Table 	25 13⁄16	25 13⁄16	15	48	9	MTV2525DTC	\$3,243	\$3,566
<ul style="list-style-type: none"><li>· quarter round</li><li>· power unit available, see page MT64</li></ul>								
Linking Drum Table 	22 1⁄4	15	15	40	5	MTV1522DTS	\$1,248	\$1,374
<ul style="list-style-type: none"><li>· rectangle</li><li>· power unit available, see page MT64</li></ul>								
Linking Drum Table 	22 1⁄4	22 1⁄4	15	47	6	MTV2230DTW	\$1,500	\$1,649
<ul style="list-style-type: none"><li>· 30° wedge</li><li>· power unit available, see page MT64</li></ul>								
Linking Drum Table 	22 1⁄4	22 1⁄4	15	49	6	MTV2222DTW	\$1,507	\$1,659
<ul style="list-style-type: none"><li>· 22 1⁄2° wedge</li><li>· power unit available, see page MT64</li></ul>								

To Order, Specify:

- ❶ Model Number
- ❷ Wood Finish [See Wood Finish Options](#)
- ❸ Optional Wood Feet; add \$71 list [See Wood Feet Finish Options](#)
- ❹ Power Unit
  - Linking Drum Table - Node; specify with EC24 and order separately, see page MT64.

Specifications

- Metal leg standard with 2 3⁄8" diameter leveling disc.
- Plywood construction with glue, dowel, and metal fasteners.
- Linking bracket included to attach to lounge.

Description	D	W	H	CTN WT	CU FT	① Model	Laminate HPL	Veneer Essentials Artisan	
<b>Linking Table Top</b> 	25 13/16	25 13/16	15	28	4	MTT2525LTC	\$1,178		
	25 13/16	25 13/16	15	28	4	MTV2525LTC		\$1,240	\$1,365
	· quarter round								
<b>Linking Table Top</b> 	22 1/4	15	15	18	2	MTT1522LTS	\$1,066		
	22 1/4	15	15	18	2	MTV1522LTS		\$1,123	\$1,235
	· rectangular								
<b>Linking Table Top</b> 	22 1/4	22 1/4	15	22	3	MTT2230LTW	\$1,123		
	22 1/4	22 1/4	15	22	3	MTV2230LTW		\$1,179	\$1,299
	· 30° wedge								
<b>Linking Table Top</b> 	22 1/4	22 1/4	15	22	3	MTT2222LTW	\$1,123		
	22 1/4	22 1/4	15	22	3	MTV2222LTW		\$1,179	\$1,299
	· 22 1/2° wedge								

**To Order, Specify:**

**Veneer Models**


- ① Model Number
- ② Wood Finish [See Wood Finish Options](#)


**Laminate Models**

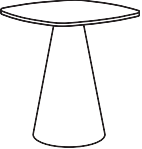
- ① Model Number
- ② Laminate Color [See Laminate Color Options](#)

**Specifications**


- 1" thick top with wood rim or PVC edge on silver metal frame.
- Permanent bolt attachment through side of adjacent lounge unit.

Description	D	W	H	CTN WT	CU FT	① Model	Essentials Veneer List Price	Artisan Veneer List Price
	22	22	26	48	7	MTVP22ROUN	\$1,517	\$1,670
	26	26	26	51	8	MTVP26ROUN	\$1,542	\$1,698
	30	30	26	52	9	MTVP30ROUN	\$1,571	\$1,731
<ul style="list-style-type: none"><li>· round top</li><li>· power unit not available</li></ul>								


Conical Base Pull-Up Table	22	22	26	46	7	MTVP22TRI	\$1,517	\$1,670
	26	26	26	49	8	MTVP26TRI	\$1,542	\$1,698
<ul style="list-style-type: none"><li>· triangle top</li><li>· power unit not available</li></ul>								

Conical Base Pull-Up Table	22	22	26	47	7	MTVP22SQCL	\$1,517	\$1,670
	26	26	26	50	8	MTVP26SQCL	\$1,542	\$1,698
<ul style="list-style-type: none"><li>· squircle top</li><li>· power unit not available</li></ul>								


C  
O  
K  
C  
0  
0  
2  
0  
5

Description	D	W	H	CTN WT	CU FT	❶ Model	Essentials Veneer List Price	Artisan Veneer List Price
	36	36	26	116	16	MTVF36ROUN	\$2,170	\$2,388
	42	42	26	127	17	MTVF42ROUN	\$2,242	\$2,468
	48	48	26	138	19	MTVF48ROUN	\$2,307	\$2,537
	54	54	26	152	21	MTVF54ROUN	\$2,390	\$2,629

- round top
- power unit available, see page MT64

Conical Base Work Table	36	36	26	113	16	MTVF36TRI	\$2,197	\$2,416
	42	42	26	122	17	MTVF42TRI	\$2,255	\$2,481
	48	48	26	132	19	MTVF48TRI	\$2,307	\$2,537
	54	54	26	146	21	MTVF54TRI	\$2,390	\$2,629

- triangle top
- power unit available, see page MT64

Conical Base Work Table	36	36	26	121	16	MTVF36SQCL	\$2,170	\$2,388
	42	42	26	134	17	MTVF42SQCL	\$2,242	\$2,468
	48	48	26	146	19	MTVF48SQCL	\$2,307	\$2,537
	54	54	26	162	21	MTVF54SQCL	\$2,390	\$2,629

- squircle top
- power unit available, see page MT64

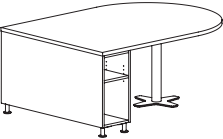
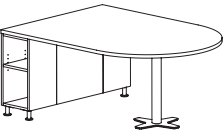
**To Order, Specify:**

- ❶ Model Number
- ❷ Top Material
  - A.) Finish Color [See Top Wood Finish Options](#)
  - B.) Laminate
    - 1.) Laminate Color [See Laminate Color Options](#)
- ❸ Conical Base Color [See Base Color Options](#)
- ❹ Power Unit - Moire; specify with EC23 cut-out or Node; specify with EC24 cut-out. The EC23 and EC24 must be ordered separately, see page [MT64](#).



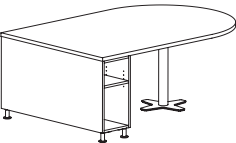
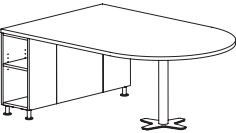
Moto

Description	D	W	H	CTN WT	CU FT	① Model	Laminate		Veneer	
							TFL Top	HPL Top	Essentials	Artisan
Media Activity Center	48	66	28	245	24	MTT4866-28MATB	\$4,602	\$4,744		
	48	66	28	245	24	MTV4866-28MATB			\$5,728	\$6,300



- bullet shape top
- 48" x 66" worksurface
- 28"h worksurface
- side access bookcase base; 12 ¼"w
- front center access panel

Media Activity Center	48	72	28	263	25	MTT4872-28MATB	\$4,664	\$4,809		
	48	72	28	263	25	MTV4872-28MATB			\$5,781	\$6,360

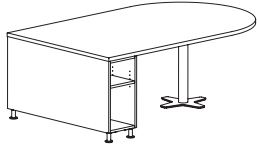
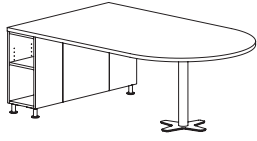


- bullet shape top
- 48" x 72" worksurface
- 28"h worksurface
- side access bookcase base; 12 ¼"w
- front center access panel

C  
O  
K  
C  
0  
0  
2  
0  
5

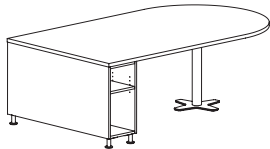
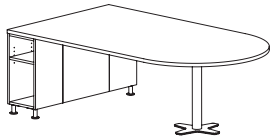
MOTO

Description	D	W	H	CTN WT	CU FT	① Model	Laminate		Veneer	
							TFL Top	HPL Top	Essentials	Artisan
Media Activity Center	48	78	28	281	26	MTT4878-28MATB	\$4,729	\$4,874		
	48	78	28	281	26	MTV4878-28MATB			\$5,806	\$6,387



- bullet shape top
- 48" x 78" worksurface
- 28"h worksurface
- side access bookcase base; 12 1/4"w
- front center access panel

Media Activity Center	48	84	28	299	27	MTT4884-28MATB	\$4,791	\$4,938		
	48	84	28	299	27	MTV4884-28MATB			\$5,893	\$6,484



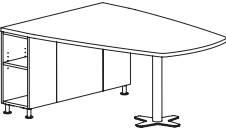
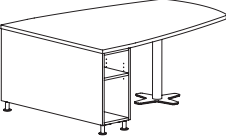
- bullet shape top
- 48" x 84" worksurface
- 28"h worksurface
- side access bookcase base; 12 1/4"w
- front center access panel

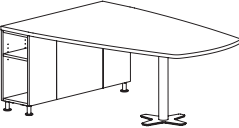
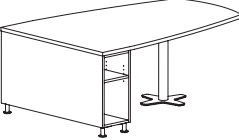
#### To Order, Specify:

- ① Model Number
- ② Wood Finish [See Wood Finish Options](#)
- ③ Laminate Selection [See Laminate Options](#)
- ④ Optional Wood Feet; add \$71 list [See Wood Feet Finish Options](#)
- ⑤ Optional Power Unit
  - Media Table - Ellora; specify with EC25 and order separately, see page MT64.
- ⑥ Optional Coordinating Wood Grain Laminate Table Top - no upcharge. [See Coordinating Laminate Top Options](#)

#### Specifications

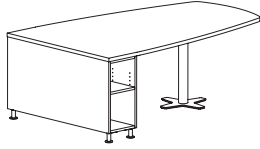
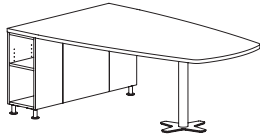
- Metal leg standard with 2 3/8" diameter leveling disc.
- 3" diameter metal support post with integrated leveling and X-base with neoprene pads.
- Plywood construction with glue, dowel, and metal fasteners.
- 1 3/16" thick worksurface with radiused corners and a wood rim or PVC edge.
- Grommet in media panel
- Bookcase with side access and rear access. Each compartment has one adjustable shelf.
- Rear hinged doors for wire access.
- Removable lower panels for wire access.

Description	D	W	H	CTN WT	CU FT	① Model	Laminate		Veneer	
							TFL Top	HPL Top	Essentials	Artisan
 	48	66	28	240	24	MTT4866-28MATW	\$4,602	\$4,744		
	48	66	28	240	24	MTV4866-28MATW			\$5,728	\$6,300
<ul style="list-style-type: none"><li>· wedge shape top</li><li>· 48" x 66" worksurface</li><li>· 28"h worksurface</li><li>· side access bookcase base; 12 ¼"w</li><li>· front center access panel</li></ul>										

 	48	72	28	258	25	MTT4872-28MATW	\$4,664	\$4,809		
	48	72	28	258	25	MTV4872-28MATW			\$5,781	\$6,360
<ul style="list-style-type: none"><li>· wedge shape top</li><li>· 48" x 72" worksurface</li><li>· 28"h worksurface</li><li>· side access bookcase base; 12 ¼"w</li><li>· front center access panel</li></ul>										

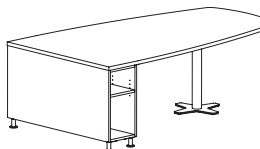
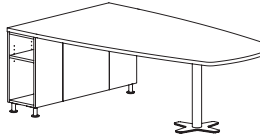
C  
O  
K  
C  
0  
0  
2  
0  
5

Description	D	W	H	CTN WT	CU FT	① Model	Laminate		Veneer	
							TFL Top	HPL Top	Essentials	Artisan
Media Activity Center	48	78	28	276	26	MTT4878-28MATW	\$4,729	\$4,874		
	48	78	28	276	26	MTV4878-28MATW			\$5,806	\$6,387



- wedge shape top
- 48" x 78" worksurface
- 28"h worksurface
- side access bookcase base; 12 1/4"w
- front center access panel

Media Activity Center	48	84	28	294	27	MTT4884-28MATW	\$4,791	\$4,938		
	48	84	28	294	27	MTV4884-28MATW			\$5,893	\$6,484



- wedge shape top
- 48" x 84" worksurface
- 28"h worksurface
- side access bookcase base; 12 1/4"w
- front center access panel

#### To Order, Specify:

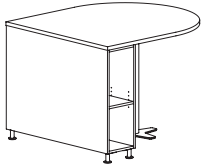
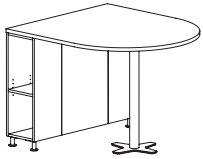
- ① Model Number
- ② Wood Finish [See Wood Finish Options](#)
- ③ Laminate Selection [See Laminate Options](#)
- ④ Optional Wood Feet; add \$71 list [See Wood Feet Finish Options](#)
- ⑤ Optional Power Unit
  - Media Table - Ellora; specify with EC25 and order separately, see page MT64.
- ⑥ Optional Coordinating Wood Grain Laminate Table Top - no upcharge.  
[See Coordinating Laminate Top Options](#)

#### Specifications

- Metal leg standard with 2 3/8" diameter leveling disc.
- 3" diameter metal support post with integrated leveling and X-base with neoprene pads.
- Plywood construction with glue, dowel, and metal fasteners.
- 1 3/16" thick worksurface with radiused corners and a wood rim or PVC edge.
- Grommet in media panel
- Bookcase with side access and rear access. Each compartment has one adjustable shelf.
- Rear hinged doors for wire access.
- Removable lower panels for wire access.

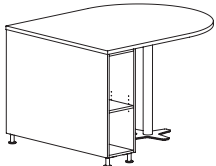
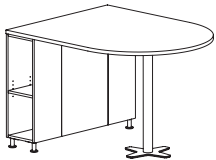
## Moto

Description	D	W	H	CTN WT	CU FT	① Model	Laminate		Veneer	
							TFL Top	HPL Top	Essentials	Artisan
<b>Media Activity Center</b>	48	54	39	241	27	<b>MTT4854-39MATB</b>	<b>\$4,600</b>	<b>\$4,742</b>		
	48	54	39	241	27	<b>MTV4854-39MATB</b>			<b>\$5,788</b>	<b>\$6,368</b>



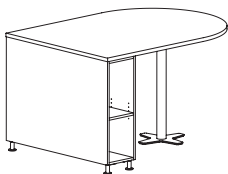
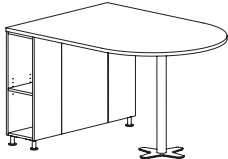
- bullet shape top
- 48" x 54" worksurface
- 39"h worksurface
- side access bookcase base; 12 ¼"w
- front center access panel

<b>Media Activity Center</b>	48	60	39	259	28	<b>MTT4860-39MATB</b>	<b>\$4,651</b>	<b>\$4,796</b>		
	48	60	39	259	28	<b>MTV4860-39MATB</b>			<b>\$5,830</b>	<b>\$6,415</b>



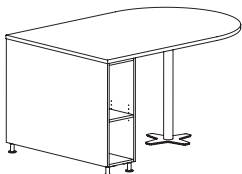
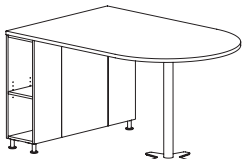
- bullet shape top
- 48" x 60" worksurface
- 39"h worksurface
- side access bookcase base; 12 ¼"w
- front center access panel

<b>Media Activity Center</b>	48	66	39	277	29	<b>MTT4866-39MATB</b>	<b>\$4,777</b>	<b>\$4,924</b>		
	48	66	39	277	29	<b>MTV4866-39MATB</b>			<b>\$5,952</b>	<b>\$6,547</b>



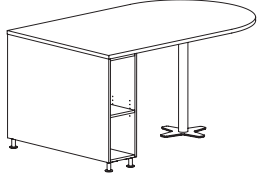
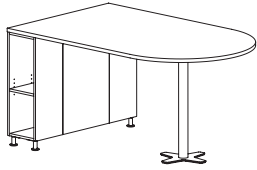
- bullet shape top
- 48" x 66" worksurface
- 39"h worksurface
- side access bookcase base; 12 ¼"w
- front center access panel

<b>Media Activity Center</b>	48	72	39	295	30	<b>MTT4872-39MATB</b>	<b>\$4,838</b>	<b>\$4,988</b>		
	48	72	39	295	30	<b>MTV4872-39MATB</b>			<b>\$6,004</b>	<b>\$6,605</b>



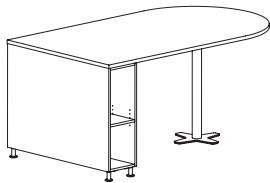
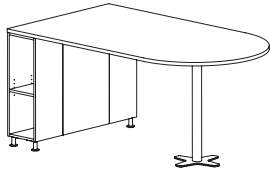
- bullet shape top
- 48" x 72" worksurface
- 39"h worksurface
- side access bookcase base; 12 ¼"w
- front center access panel

Description	D	W	H	CTN WT	CU FT	① Model	Laminate		Veneer	
							TFL Top	HPL Top	Essentials	Artisan
Media Activity Center	48	78	39	313	31	MTT4878-39MATB	\$4,900	\$5,053		
	48	78	39	313	31	MTV4878-39MATB			\$6,057	\$6,665



- bullet shape top
- 48" x 78" worksurface
- 39 h worksurface
- side access bookcase base; 12 1/4" w
- front center access panel

Media Activity Center	48	84	39	331	32	MTT4884-39MATB	\$4,964	\$5,116		
	48	84	39	331	32	MTV4884-39MATB			\$6,115	\$6,726



- bullet shape top
- 48" x 84" worksurface
- 39" h worksurface
- side access bookcase base; 12 1/4" w
- front center access panel

#### To Order, Specify:

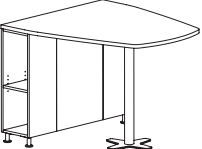
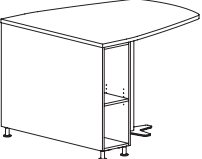
- ① Model Number
- ② Wood Finish [See Wood Finish Options](#)
- ③ Laminate Selection [See Laminate Options](#)
- ④ Optional Wood Feet; add \$71 list [See Wood Feet Finish Options](#)
- ⑤ Optional Power Unit
  - Media Table - Ellora; specify with EC25 and order separately, see page MT64.
- ⑥ Optional Coordinating Wood Grain Laminate Table Top - no upcharge. [See Coordinating Laminate Top Options](#)

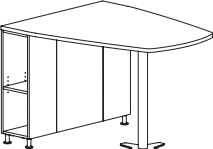
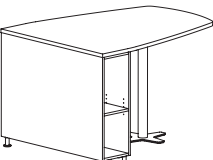
#### Specifications

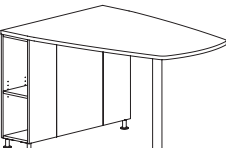
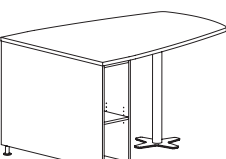
- Metal leg standard with 2 3/8" diameter leveling disc.
- 3" diameter metal support post with integrated leveling and X-base with neoprene pads.
- Plywood construction with glue, dowel, and metal fasteners.
- 1 3/16" thick worksurface with radiused corners and a wood rim or PVC edge.
- Grommet in media panel
- Bookcase with side access and rear access. Each compartment has one adjustable shelf.
- Rear hinged doors for wire access.
- Removable lower panels for wire access.

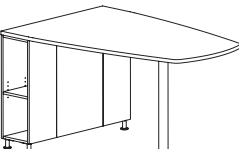
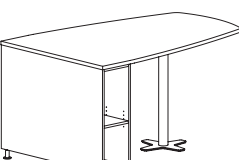
Moto

C  
O  
K  
C  
0  
0  
2  
0  
5

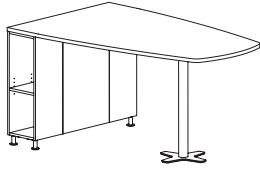
Description	D	W	H	CTN WT	CU FT	① Model	Laminate		Veneer	
							TFL Top	HPL Top	Essentials	Artisan
 	48	54	39	236	27	MTT4854-39MATW	\$4,600	\$4,742		
	48	54	39	236	27	MTV4854-39MATW			\$5,788	\$6,368
<ul style="list-style-type: none"><li>· wedge shape top</li><li>· 48" x 54" worksurface</li><li>· 39"h worksurface</li><li>· side access bookcase base; 12 ¼"w</li><li>· front center access panel</li></ul>										

 	48	60	39	254	28	MTT4860-39MATW	\$4,651	\$4,796		
	48	60	39	254	28	MTV4860-39MATW			\$5,830	\$6,415
<ul style="list-style-type: none"><li>· wedge shape top</li><li>· 48" x 60" worksurface</li><li>· 39"h worksurface</li><li>· side access bookcase base; 12 ¼"w</li><li>· front center access panel</li></ul>										

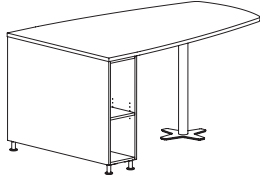
 	48	66	39	272	29	MTT4866-39MATW	\$4,777	\$4,924		
	48	66	39	272	29	MTV4866-39MATW			\$5,952	\$6,547
<ul style="list-style-type: none"><li>· wedge shape top</li><li>· 48" x 66" worksurface</li><li>· 39"h worksurface</li><li>· side access bookcase base; 12 ¼"w</li><li>· front center access panel</li></ul>										

 	48	72	39	290	30	MTT4872-39MATW	\$4,838	\$4,988		
	48	72	39	290	30	MTV4872-39MATW			\$6,004	\$6,605
<ul style="list-style-type: none"><li>· wedge shape top</li><li>· 48" x 72" worksurface</li><li>· 39"h worksurface</li><li>· side access bookcase base; 12 ¼"w</li><li>· front center access panel</li></ul>										

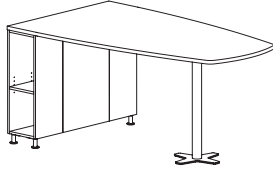
Description	D	W	H	CTN WT	CU FT	① Model	Laminate		Veneer	
							TFL Top	HPL Top	Essentials	Artisan
<b>Media Activity Center</b>	48	78	39	308	31	<b>MTT4878-39MATW</b>	<b>\$4,900</b>	<b>\$5,053</b>		
	48	78	39	308	31	<b>MTV4878-39MATW</b>			<b>\$6,057</b>	<b>\$6,665</b>



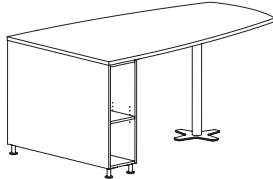
- wedge shape top
- 48" x 78" worksurface
- 39"h worksurface
- side access bookcase base; 12 1/4"w
- front center access panel



<b>Media Activity Center</b>	48	84	39	326	32	<b>MTT4884-39MATW</b>	<b>\$4,964</b>	<b>\$5,116</b>		
	48	84	39	326	32	<b>MTV4884-39MATW</b>			<b>\$6,115</b>	<b>\$6,726</b>



- wedge shape top
- 48" x 84" worksurface
- 39"h worksurface
- side access bookcase base; 12 1/4"w
- front center access panel



**To Order, Specify:**


- ① Model Number
- ② Wood Finish [See Wood Finish Options](#)
- ③ Laminate Selection [See Laminate Options](#)
- ④ Optional Wood Feet; add \$71 list [See Wood Feet Finish Options](#)
- ⑤ Optional Power Unit
  - Media Table - Ellora; specify with EC25 and order separately, see page MT64.
- ⑥ Optional Coordinating Wood Grain Laminate Table Top - no upcharge. [See Coordinating Laminate Top Options](#)

**Specifications**

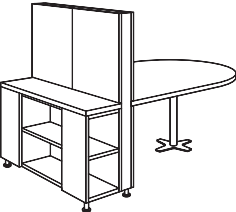
- Metal leg standard with 2 3/8" diameter leveling disc.
- 3" diameter metal support post with integrated leveling and X-base with neoprene pads.
- Plywood construction with glue, dowel, and metal fasteners.
- 1 3/16" thick worksurface with radiused corners and a wood rim or PVC edge.
- Grommet in media panel
- Bookcase with side access and rear access. Each compartment has one adjustable shelf.
- Rear hinged doors for wire access.
- Removable lower panels for wire access.



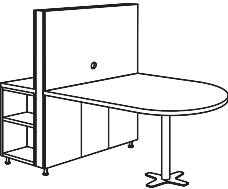
Description	D	W	H	CTN WT	CU FT	① Model	Laminate		Veneer	
							TFL Top	HPL Top	Essentials	Artisan
Media Table	48	66	58	363	49	MTT4866-28MACB	\$5,507	\$5,677		
	48	66	58	363	49	MTV4866-28MACB			\$7,360	\$8,097



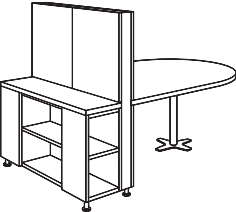
- bullet shape top
- 48" x 48" worksurface
- 28"h worksurface



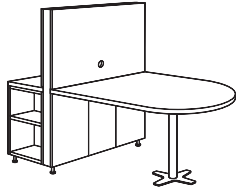
Media Table	48	72	58	381	52	MTT4872-28MACB	\$5,568	\$5,740		
	48	72	58	381	52	MTV4872-28MACB			\$7,413	\$8,155



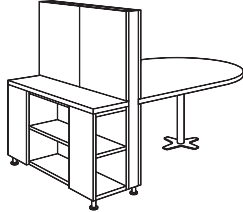
- bullet shape top
- 48" x 54" worksurface
- 28"h worksurface



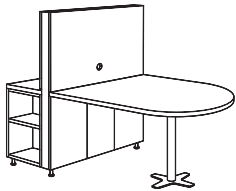
Description	D	W	H	CTN WT	CU FT	① Model	Laminate		Veneer	
							TFL Top	HPL Top	Essentials	Artisan
Media Table	48	78	58	399	54	MTT4878-28MACB	\$5,632	\$5,805		
	48	78	58	399	54	MTV4878-28MACB			\$7,471	\$8,217



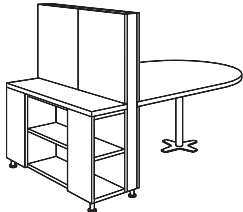
- bullet shape top
- 48" x 60" worksurface
- 28"h worksurface



Media Table	48	84	58	417	57	MTT4884-28MACB	\$5,693	\$5,869		
	48	84	58	417	57	MTV4884-28MACB			\$7,527	\$8,278



- bullet shape top
- 48" x 66" worksurface
- 28"h worksurface



#### To Order, Specify:

- ① Model Number
- ② Wood Finish [See Wood Finish Options](#)
- ③ Laminate Selection [See Laminate Options](#)
- ④ Optional Wood Feet; add \$71 list [See Wood Feet Finish Options](#)
- ⑤ Optional Power Unit
  - Media Table - Ellora; specify with EC25 and order separately, see page MT64.
- ⑥ Optional Markerboard Back Panel; for 24" unit add \$258 list, for 48" unit add \$501
- ⑦ Deduct TV Bracket; subtract \$186 list
- ⑧ Optional Door Locks; add \$142 list
- ⑨ Optional Coordinating Wood Grain Laminate Table Top - no upcharge. [See Coordinating Laminate Top Options](#)


#### Specifications

- Metal leg standard with 2 3/8" diameter leveling disc.
- 3" diameter metal support post with integrated leveling and X-base with neoprene pads.
- Plywood construction with glue, dowel, and metal fasteners.
- 1 3/8" thick worksurface with radiused corners and a wood rim or PVC edge.
- Grommet in media panel
- TV bracket included. Recommended TV size 42".
- Bookcase with side access and rear access. Each compartment has one adjustable shelf.
- Rear hinged doors for wire access.
- Removable lower panels for wire access.

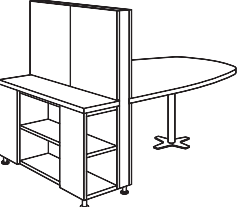
Moto

C  
O  
K  
C  
0  
0  
2  
0  
5


Description	D	W	H	CTN WT	CU FT	① Model	Laminate		Veneer	
							TFL Top	HPL Top	Essentials	Artisan
Media Table	48	66	58	358	49	MTT4866-28MACW	\$5,507	\$5,677		
	48	66	58	358	49	MTV4866-28MACW			\$7,360	\$8,097




- wedge shape top
- 48" x 48" worksurface
- 28"h worksurface




Media Table	48	72	58	374	51	MTT4872-28MACW	\$5,568	\$5,740		
	48	72	58	374	51	MTV4872-28MACW			\$7,413	\$8,155



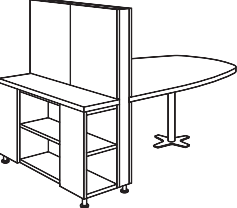
- wedge shape top
- 48" x 54" worksurface
- 28"h worksurface



Media Table	48	78	58	391	53	MTT4878-28MACW	\$5,632	\$5,805		
	48	78	58	391	53	MTV4878-28MACW			\$7,471	\$8,217

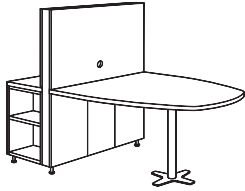


- wedge shape top
- 48" x 60" worksurface
- 28"h worksurface

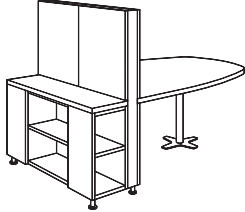


MOTO

Description	D	W	H	CTN WT	CU FT	① Model	Laminate		Veneer	
							TFL Top	HPL Top	Essentials	Artisan
Media Table	48	84	58	407	56	MTT4884-28MACW	\$5,693	\$5,869		
	48	84	58	407	56	MTV4884-28MACW			\$7,527	\$8,278



- wedge shape top
- 48" x 66" worksurface
- 28"h worksurface



#### To Order, Specify:

- ① Model Number
- ② Wood Finish [See Wood Finish Options](#)
- ③ Laminate Selection [See Laminate Options](#)
- ④ Optional Wood Feet; add \$71 list [See Wood Feet Finish Options](#)
- ⑤ Optional Power Unit
  - Media Table - Ellora; specify with EC25 and order separately, see page MT64.
- ⑥ Optional Markerboard Back Panel; for 24" unit add \$258 list, for 48" unit add \$501
- ⑦ Deduct TV Bracket; subtract \$186 list
- ⑧ Optional Door Locks; add \$142 list
- ⑨ Optional Coordinating Wood Grain Laminate Table Top - no upcharge. [See Coordinating Laminate Top Options](#)

#### Specifications

- Metal leg standard with 2 3/8" diameter leveling disc.
- 3" diameter metal support post with integrated leveling and X-base with neoprene pads.
- Plywood construction with glue, dowel, and metal fasteners.
- 1 3/8" thick worksurface with radiused corners and a wood rim or PVC edge.
- Grommet in media panel
- TV bracket included. Recommended TV size 42".
- Bookcase with side access and rear access. Each compartment has one adjustable shelf.
- Rear hinged doors for wire access.
- Removable lower panels for wire access.

Moto

C  
O  
K  
C  
0  
0  
2  
0  
5

Description	D	W	H	CTN WT	CU FT	① Model	Laminate		Veneer	
							TFL Top	HPL Top	Essentials	Artisan
<div>Media Table</div>  	48	54	68	367	51	MTT4854-39MACB	\$5,496	\$5,664		
	48	54	68	367	51	MTV4854-39MACB			\$7,413	\$8,155
<div>Media Table</div>  	48	60	68	385	54	MTT4860-39MACB	\$5,547	\$5,718		
	48	60	68	385	54	MTV4860-39MACB			\$7,458	\$8,204
<div>Media Table</div>  	48	66	68	403	56	MTT4866-39MACB	\$5,675	\$5,849		
	48	66	68	403	56	MTV4866-39MACB			\$7,577	\$8,335
<div>Media Table</div>  	48	72	68	421	59	MTT4872-39MACB	\$5,732	\$5,909		
	48	72	68	421	59	MTV4872-39MACB			\$7,630	\$8,394

- bullet shape top
- 48" x 36" worksurface
- 39"h worksurface

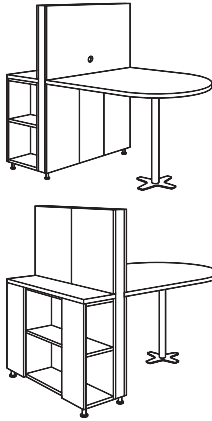
- bullet shape top
- 48" x 42" worksurface
- 39"h worksurface

- bullet shape top
- 48" x 48" worksurface
- 39"h worksurface

- bullet shape top
- 48" x 54" worksurface
- 39"h worksurface

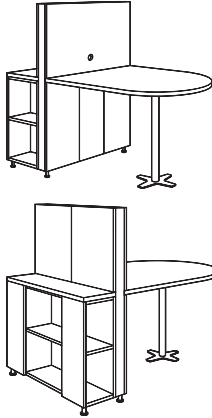
MOTO

Description	D	W	H	CTN WT	CU FT	① Model	Laminate		Veneer	
							TFL Top	HPL Top	Essentials	Artisan
Media Table	48	78	68	439	61	MTT4878-39MACB	\$5,797	\$5,976		
	48	78	68	439	61	MTV4878-39MACB			\$7,687	\$8,457



- bullet shape top
- 48" x 60" worksurface
- 39"h worksurface

Media Table	48	84	68	457	64	MTT4884-39MACB	\$5,861	\$6,042		
	48	84	68	457	64	MTV4884-39MACB			\$7,745	\$8,519



- bullet shape top
- 48" x 66" worksurface
- 39"h worksurface

**To Order, Specify:**

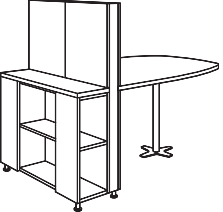
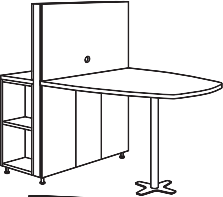
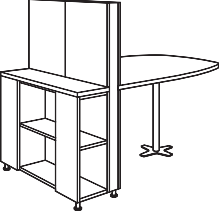
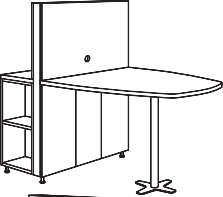
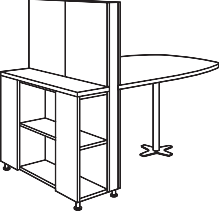
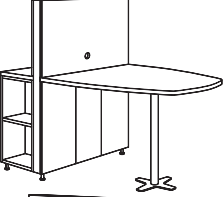

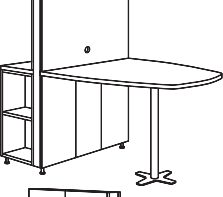
- ① Model Number
- ② Wood Finish [See Wood Finish Options](#)
- ③ Laminate Selection [See Laminate Options](#)
- ④ Optional Wood Feet; add \$71 list [See Wood Feet Finish Options](#)
- ⑤ Optional Power Unit
  - Media Table - Ellora; specify with EC25 and order separately, see page MT64.
- ⑥ Optional Markerboard Back Panel; for 24" unit add \$258 list, for 48" unit add \$501
- ⑦ Deduct TV Bracket; subtract \$186 list
- ⑧ Optional Door Locks; add \$142 list
- ⑨ Optional Coordinating Wood Grain Laminate Table Top - no upcharge. [See Coordinating Laminate Top Options](#)

**Specifications**

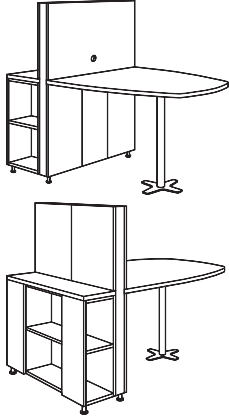
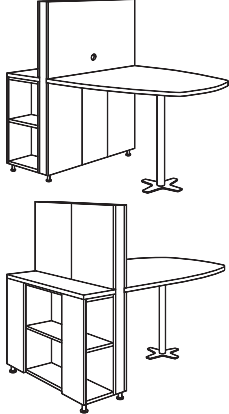
- Metal leg standard with 2 3/8" diameter leveling disc.
- 3" diameter metal support post with integrated leveling and X-base with neoprene pads.
- Plywood construction with glue, dowel, and metal fasteners.
- 1 3/8" thick worksurface with radiused corners and a wood rim or PVC edge.
- Grommet in media panel
- TV bracket included. Recommended TV size 42".
- Bookcase with side access and rear access. Each compartment has one adjustable shelf.
- Rear hinged doors for wire access.
- Removable lower panels for wire access.

Moto

C  
O  
K  
C  
0  
0  
2  
0  
5

Description	D	W	H	CTN WT	CU FT	① Model	Laminate		Veneer	
							TFL Top	HPL Top	Essentials	Artisan
<div>Media Table</div> <div></div> <div><ul style="list-style-type: none"><li>· wedge shape top</li><li>· 48" x 36" worksurface</li><li>· 39"h worksurface</li></ul></div>	48	54	68	365	51	MTT4854-39MACW	\$5,496	\$5,664		
	48	54	68	365	51	MTV4854-39MACW			\$7,413	\$8,155
<div>Media Table</div> <div></div> <div><ul style="list-style-type: none"><li>· wedge shape top</li><li>· 48" x 42" worksurface</li><li>· 39"h worksurface</li></ul></div>	48	60	68	381	53	MTT4860-39MACW	\$5,547	\$5,718		
	48	60	68	381	53	MTV4860-39MACW			\$7,458	\$8,204
<div>Media Table</div> <div></div> <div><ul style="list-style-type: none"><li>· wedge shape top</li><li>· 48" x 48" worksurface</li><li>· 39"h worksurface</li></ul></div>	48	66	68	398	56	MTT4866-39MACW	\$5,675	\$5,849		
	48	66	68	398	56	MTV4866-39MACW			\$7,577	\$8,335
<div>Media Table</div> <div></div> <div><ul style="list-style-type: none"><li>· wedge shape top</li><li>· 48" x 54" worksurface</li><li>· 39"h worksurface</li></ul></div>	48	72	68	414	58	MTT4872-39MACW	\$5,732	\$5,909		
	48	72	68	414	58	MTV4872-39MACW			\$7,630	\$8,394

MOTO

Description	D	W	H	CTN WT	CU FT	① Model	Laminate		Veneer	
							TFL Top	HPL Top	Essentials	Artisan
Media Table 	48	78	68	431	60	MTT4878-39MACW	\$5,797	\$5,976		
	48	78	68	431	60	MTV4878-39MACW			\$7,687	\$8,457
<ul style="list-style-type: none"> <li>wedge shape top</li> <li>48" x 60" worksurface</li> <li>39"h worksurface</li> </ul>										
Media Table 	48	84	68	447	63	MTT4884-39MACW	\$5,861	\$6,042		
	48	84	68	447	63	MTV4884-39MACW			\$7,745	\$8,519
<ul style="list-style-type: none"> <li>wedge shape top</li> <li>48" x 66" worksurface</li> <li>39"h worksurface</li> </ul>										

**To Order, Specify:**

- ① Model Number
- ② Wood Finish [See Wood Finish Options](#)
- ③ Laminate Selection [See Laminate Options](#)
- ④ Optional Wood Feet; add \$71 list [See Wood Feet Finish Options](#)
- ⑤ Optional Power Unit
  - Media Table - Ellora; specify with EC25 and order separately, see page MT64.
- ⑥ Optional Markerboard Back Panel; for 24" unit add \$258 list, for 48" unit add \$501
- ⑦ Deduct TV Bracket; subtract \$186 list
- ⑧ Optional Door Locks; add \$142 list
- ⑨ Optional Coordinating Wood Grain Laminate Table Top - no upcharge. [See Coordinating Laminate Top Options](#)

**Specifications**

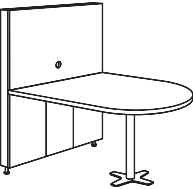
- Metal leg standard with 2 3/8" diameter leveling disc.
- 3" diameter metal support post with integrated leveling and X-base with neoprene pads.
- Plywood construction with glue, dowel, and metal fasteners.
- 1 3/8" thick worksurface with radiused corners and a wood rim or PVC edge.
- Grommet in media panel
- TV bracket included. Recommended TV size 42".
- Bookcase with side access and rear access. Each compartment has one adjustable shelf.
- Rear hinged doors for wire access.
- Removable lower panels for wire access.



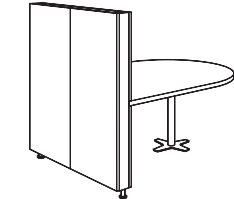
Moto

C  
O  
K  
C  
0  
0  
2  
0  
5

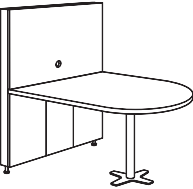
Description	D	W	H	CTN WT	CU FT	① Model	Laminate		Veneer	
							TFL Top	HPL Top	Essentials	Artisan
Wall Dependent Media Table	48	54	58	217	20	MTT4854-28MAWB	\$4,398	\$4,531		
	48	54	58	217	20	MTV4854-28MAWB			\$5,447	\$5,993



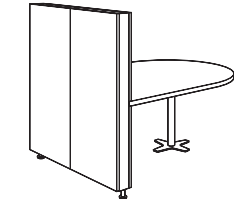
- bullet shape top
- 48" x 48" worksurface
- 28"h worksurface



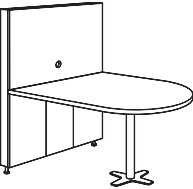
Wall Dependent Media Table	48	60	58	235	23	MTT4860-28MAWB	\$4,460	\$4,597		
	48	60	58	235	23	MTV4860-28MAWB			\$5,503	\$6,051



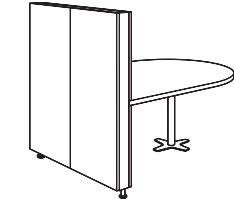
- bullet shape top
- 48" x 54" worksurface
- 28"h worksurface




Wall Dependent Media Table	48	66	58	253	25	MTT4866-28MAWB	\$4,523	\$4,661		
	48	66	58	253	25	MTV4866-28MAWB			\$5,523	\$6,078




- bullet shape top
- 48" x 60" worksurface
- 28"h worksurface



Description	D	W	H	CTN WT	CU FT	① Model	Laminate		Veneer	
							TFL Top	HPL Top	Essentials	Artisan
Wall Dependent Media Table	48	72	58	271	28	MTT4872-28MAWB	\$4,583	\$4,727		
	48	72	58	271	28	MTV4872-28MAWB			\$5,613	\$6,177



- bullet shape top
- 48" x 66" worksurface
- 28"h worksurface



#### To Order, Specify:


- ① Model Number
- ② Wood Finish [See Wood Finish Options](#)
- ③ Laminate Selection [See Laminate Options](#)
- ④ Optional Wood Feet; add \$71 list [See Wood Feet Finish Options](#)
- ⑤ Optional Power Unit
  - Media Table - Ellora; specify with EC25 and order separately, see page MT64.
- ⑥ Deduct TV Bracket; subtract \$186 list
- ⑦ Optional Door Locks; add \$142 list
- ⑧ Optional Coordinating Wood Grain Laminate Table Top - no upcharge. [See Coordinating Laminate Top Options](#)

#### Specifications

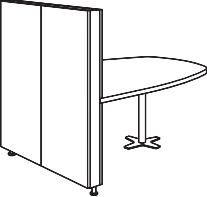
- Metal leg standard with 2 3/8" diameter leveling disc.
- 3" diameter metal support post with integrated leveling and X-base with neoprene pads.
- Plywood construction with glue, dowel, and metal fasteners.
- 1 3/8" thick worksurface with radiused corners and a wood rim or PVC edge.
- Grommet in media panel
- TV bracket included. Recommended TV size 42".
- Rear hinged doors for wire access.
- Removable lower panels for wire access.
- Intended for use against a wall. Does not attach to the wall.

Moto


Description	D	W	H	CTN WT	CU FT	① Model	Laminate		Veneer	
							TFL Top	HPL Top	Essentials	Artisan
Wall Dependent Media Table	48	54	58	212	20	MTT4854-28MAWW	\$4,398	\$4,531		
	48	54	58	212	20	MTV4854-28MAWW			\$5,447	\$5,993



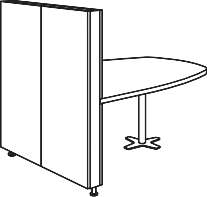
- wedge shape top
- 48" x 48" worksurface
- 28"h worksurface




Wall Dependent Media Table	48	60	58	228	22	MTT4860-28MAWW	\$4,460	\$4,597		
	48	60	58	228	22	MTV4860-28MAWW			\$5,503	\$6,051



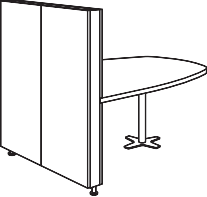
- wedge shape top
- 48" x 54" worksurface
- 28"h worksurface



Wall Dependent Media Table	48	66	58	245	24	MTT4866-28MAWW	\$4,523	\$4,661		
	48	66	58	245	24	MTV4866-28MAWW			\$5,523	\$6,078



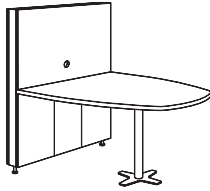
- wedge shape top
- 48" x 60" worksurface
- 28"h worksurface




MOTO

C  
O  
K  
C  
0  
0  
2  
0  
5

Description	D	W	H	CTN WT	CU FT	① Model	Laminate		Veneer	
							TFL Top	HPL Top	Essentials	Artisan
Wall Dependent Media Table	48	72	58	261	27	MTT4872-28MAWW	\$4,583	\$4,727		
	48	72	58	261	27	MTV4872-28MAWW			\$5,613	\$6,177



- wedge shape top
- 48" x 66" worksurface
- 28"h worksurface



**To Order, Specify:**

- ① Model Number
- ② Wood Finish [See Wood Finish Options](#)
- ③ Laminate Selection [See Laminate Options](#)
- ④ Optional Wood Feet; add \$71 list [See Wood Feet Finish Options](#)
- ⑤ Optional Power Unit
  - Media Table - Ellora; specify with EC25 and order separately, see page MT64.
- ⑥ Deduct TV Bracket; subtract \$186 list
- ⑦ Optional Door Locks; add \$142 list
- ⑧ Optional Coordinating Wood Grain Laminate Table Top - no upcharge.  
[See Coordinating Laminate Top Options](#)


**Specifications**

- Metal leg standard with 2 3/8" diameter leveling disc.
- 3" diameter metal support post with integrated leveling and X-base with neoprene pads.
- Plywood construction with glue, dowel, and metal fasteners.
- 1 3/8" thick worksurface with radiused corners and a wood rim or PVC edge.
- Grommet in media panel
- TV bracket included. Recommended TV size 42".
- Rear hinged doors for wire access.
- Removable lower panels for wire access.
- Intended for use against a wall. Does not attach to the wall.

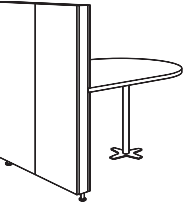
Moto

C  
O  
K  
C  
0  
0  
2  
0  
5


Description	D	W	H	CTN WT	CU FT	① Model	Laminate		Veneer	
							TFL Top	HPL Top	Essentials	Artisan
Wall Dependent Media Table	48	42	68	204	17	MTT4842-39MAWB	\$4,394	\$4,528		
	48	42	68	204	17	MTV4842-39MAWB			\$5,494	\$6,044



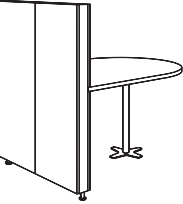
- bullet shape top
- 48" x 36" worksurface
- 39"h worksurface




Wall Dependent Media Table	48	48	68	222	20	MTT4848-39MAWB	\$4,443	\$4,580		
	48	48	68	222	20	MTV4848-39MAWB			\$5,541	\$6,092



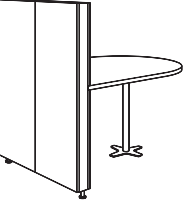
- bullet shape top
- 48" x 42" worksurface
- 39"h worksurface




Wall Dependent Media Table	48	54	68	240	22	MTT4854-39MAWB	\$4,572	\$4,710		
	48	54	68	240	22	MTV4854-39MAWB			\$5,656	\$6,224



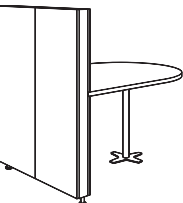
- bullet shape top
- 48" x 48" worksurface
- 39"h worksurface



Wall Dependent Media Table	48	60	68	258	25	MTT4860-39MAWB	\$4,632	\$4,775		
	48	60	68	258	25	MTV4860-39MAWB			\$5,713	\$6,284



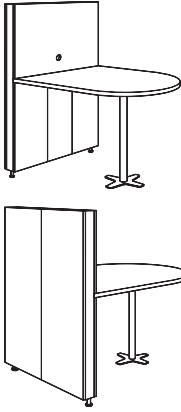

- bullet shape top
- 48" x 54" worksurface
- 39"h worksurface



MT58 Moto

Specification information shown at right.  
BidSync

MOTO

Description	D	W	H	CTN WT	CU FT	① Model	Laminate		Veneer	
							TFL Top	HPL Top	Essentials	Artisan
Wall Dependent Media Table	48	66	68	276	27	MTT4866-39MAWB	\$4,696	\$4,838		
 <ul style="list-style-type: none"> <li>bullet shape top</li> <li>48" x 60" worksurface</li> <li>39"h worksurface</li> </ul>	48	66	68	276	27	MTV4866-39MAWB			\$5,767	\$6,343
Wall Dependent Media Table	48	72	68	294	30	MTT4872-39MAWB	\$4,756	\$4,905		
 <ul style="list-style-type: none"> <li>bullet shape top</li> <li>48" x 66" worksurface</li> <li>39" worksurface</li> </ul>	48	72	68	294	30	MTV4872-39MAWB			\$5,821	\$6,404

**To Order, Specify:**


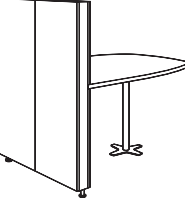

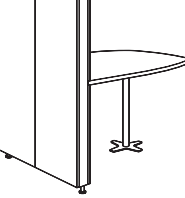

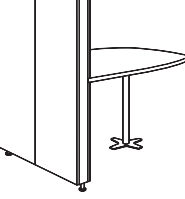

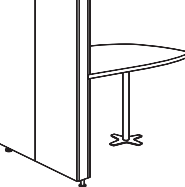
- ① Model Number
- ② Wood Finish [See Wood Finish Options](#)
- ③ Laminate Selection [See Laminate Options](#)
- ④ Optional Wood Feet; add \$71 list [See Wood Feet Finish Options](#)
- ⑤ Optional Power Unit
  - Media Table - Ellora; specify with EC25 and order separately, see page MT64.
- ⑥ Deduct TV Bracket; subtract \$186 list
- ⑦ Optional Door Locks; add \$142 list
- ⑧ Optional Coordinating Wood Grain Laminate Table Top - no upcharge.  
[See Coordinating Laminate Top Options](#)

**Specifications**

- Metal leg standard with 2 3/8" diameter leveling disc.
- 3" diameter metal support post with integrated leveling and X-base with neoprene pads.
- Plywood construction with glue, dowel, and metal fasteners.
- 1 3/8" thick worksurface with radiused corners and a wood rim or PVC edge.
- Grommet in media panel
- TV bracket included. Recommended TV size 42".
- Rear hinged doors for wire access.
- Removable lower panels for wire access.
- Intended for use against a wall. Does not attach to the wall.

Moto

C  
O  
K  
C  
0  
0  
2  
0  
5


Description	D	W	H	CTN WT	CU FT	① Model	Laminate		Veneer	
							TFL Top	HPL Top	Essentials	Artisan
Wall Dependent Media Table  	48	42	68	202	17	MTT4842-39MAWW	\$4,394	\$4,528		
	48	42	68	202	17	MTV4842-39MAWW			\$5,494	\$6,044
<ul style="list-style-type: none"><li>· wedge shape top</li><li>· 48" x 36" worksurface</li><li>· 39"h worksurface</li></ul>										
Wall Dependent Media Table  	48	48	68	218	19	MTT4848-39MAWW	\$4,443	\$4,580		
	48	48	68	218	19	MTV4848-39MAWW			\$5,541	\$6,092
<ul style="list-style-type: none"><li>· wedge shape top</li><li>· 48" x 42" worksurface</li><li>· 39"h worksurface</li></ul>										
Wall Dependent Media Table  	48	54	68	235	22	MTT4854-39MAWW	\$4,572	\$4,710		
	48	54	68	235	22	MTV4854-39MAWW			\$5,656	\$6,224
<ul style="list-style-type: none"><li>· wedge shape top</li><li>· 48" x 48" worksurface</li><li>· 39"h worksurface</li></ul>										
Wall Dependent Media Table  	48	60	68	251	24	MTT4860-39MAWW	\$4,632	\$4,775		
	48	60	68	251	24	MTV4860-39MAWW			\$5,713	\$6,284
<ul style="list-style-type: none"><li>· wedge shape top</li><li>· 48" x 54" worksurface</li><li>· 39"h worksurface</li></ul>										

MOTO

Description	D	W	H	CTN WT	CU FT	① Model	Laminate		Veneer	
							TFL Top	HPL Top	Essentials	Artisan
Wall Dependent Media Table	48	66	68	268	26	MTT4866-39MAWW	\$4,696	\$4,838		
	48	66	68	268	26	MTV4866-39MAWW			\$5,767	\$6,343




- wedge shape top
- 48" x 60" worksurface
- 39"h worksurface



Wall Dependent Media Table	48	72	68	284	29	MTT4872-39MAWW	\$4,756	\$4,905		
	48	72	68	284	29	MTV4872-39MAWW			\$5,821	\$6,404



- wedge shape top
- 48" x 66" worksurface
- 39"h worksurface



#### To Order, Specify:

- ① Model Number
- ② Wood Finish [See Wood Finish Options](#)
- ③ Laminate Selection [See Laminate Options](#)
- ④ Optional Wood Feet; add \$71 list [See Wood Feet Finish Options](#)
- ⑤ Optional Power Unit
  - Media Table - Ellora; specify with EC25 and order separately, see page MT64.
- ⑥ Deduct TV Bracket; subtract \$186 list
- ⑦ Optional Door Locks; add \$142 list
- ⑧ Optional Coordinating Wood Grain Laminate Table Top - no upcharge.  
[See Coordinating Laminate Top Options](#)

#### Specifications


- Metal leg standard with 2 3/8" diameter leveling disc.
- 3" diameter metal support post with integrated leveling and X-base with neoprene pads.
- Plywood construction with glue, dowel, and metal fasteners.
- 1 3/8" thick worksurface with radiused corners and a wood rim or PVC edge.
- Grommet in media panel
- TV bracket included. Recommended TV size 42".
- Rear hinged doors for wire access.
- Removable lower panels for wire access.
- Intended for use against a wall. Does not attach to the wall.



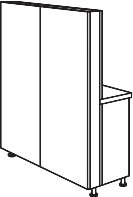
Moto

C  
O  
K  
C  
0  
0  
2  
0  
5

Description	D	W	H	CTN WT	CU FT	① Model	Laminate		Veneer	
							TFL Top	HPL Top	Essentials	Artisan
Media Credenza	18	48	58	280	35	MTT1848MCW	\$3,740	\$3,853		
	18	48	58	280	35	MTV1848MCW			\$5,238	\$5,763



- 13" x 48" top surface
- 2 door cabinet

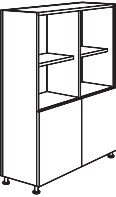


	D	W	H	CTN WT	CU FT	① Model	Laminate	Veneer	
								Flat Cut	Double Cut
Bookcase Storage	18	24	58	176	19	MTT1824-58SDR	\$1,450		
	18	24	58	176	19	MTV1824-58SDR		\$2,097	\$2,308
	18	24	58	176	19	MTT1824-58SDL	\$1,450		
	18	24	58	176	19	MTV1824-58SDL		\$2,097	\$2,308

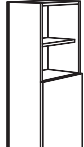


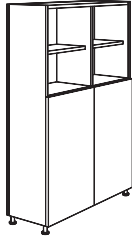
- door hinge left or right

Bookcase Storage	18	48	58	227	35	MTT1848-58SDC	\$1,636		
	18	48	58	227	35	MTV1848-58SDC		\$2,293	\$2,525



MOTO

Description	D	W	H	CTN WT	CU FT	❶ Model	Laminate	Essentials Veneer	Artisan Veneer
<div>Bookcase Storage</div> 	18	24	68	199	22	MTT1824-68SDR	\$1,514		
	18	24	68	199	22	MTV1824-68SDR		\$2,178	\$2,394
	18	24	68	199	22	MTT1824-68SDL	\$1,514		
	18	24	68	199	22	MTV1824-68SDL		\$2,178	\$2,394
· door hinge left or right									

<div>Bookcase Storage</div> 	18	48	68	268	41	MTT1848-68SDC	\$1,811		
	18	48	68	268	41	MTV1848-68SDC		\$2,517	\$2,770

**To Order, Specify:**

- ❶ Model Number
- ❷ Wood Finish [See Wood Finish Options](#)
- ❸ Laminate Selection [See Laminate Options](#)
- ❹ Optional Wood Feet; add \$71 list [See Wood Feet Finish Options](#)
- ❺ Optional Power Unit
  - Media Credenza - Ellora; specify with EC25 and order separately, see page MT64.
- ❻ Optional Markerboard Back Panel; for 24" unit add \$258 list, for 48" unit add \$501
- ❼ Deduct TV Bracket; subtract \$186 list
- ❽ Optional Door Locks; add \$142 lists



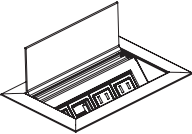
**Specifications**

**Media Credenza**

- Metal leg standard with 2 3/8" diameter leveling disc.
- Plywood construction with glue, dowel, and metal fasteners.
- Grommet in media panel
- TV bracket included. Recommended TV size 42".
- Open shelf with hinged door compartment below.
- Rear hinged doors for wire access.

**Bookcase Storage**

- Metal leg standard with 2 3/8" diameter leveling disc.
- Plywood construction with glue, dowel, and metal fasteners.
- Open shelf with hinged door compartment below.
- Adjustable shelves.

Description	D	W	H	CTN WT	CU FT	❶ Model	List Price
<div>Moire Power Unit</div> <div><ul style="list-style-type: none"><li>· used in Conical Work Tables</li><li>· 3 power &amp; 1 Dual USB, 72" cord</li><li>· color: black or white</li></ul></div>	3 3⁄8	3 3⁄8	2	5	1	EC23	\$481
<div>Node Power Unit</div> <div><ul style="list-style-type: none"><li>· used in Linking Drum Tables</li><li>· 1 power &amp; 1 Dual USB, 72" cord</li><li>· color: black or white</li></ul></div>	3 3⁄8	3 3⁄8	3⁄8	5	1	EC24	\$384
<div>Ellora Power Unit</div> <div><ul style="list-style-type: none"><li>· used in Media Table or Media Credenza</li><li>· 2 power, 1 Dual USB &amp; 1 opening for voice/data port, 72" power cord</li><li>· adapter kit provided to accept jacks for most port manufactures</li><li>· accepts one Type 3 telecom jack</li><li>· wire pass-through</li><li>· anodized aluminum</li></ul></div>	5 1⁄2	8 1⁄2	3 1⁄2	5	1	EC25	\$736

To Order, Specify:  
❶ Model Number

## Murphy Order Check List:



## Specify:

- ☐ 1. Model Number  
☐ 2. Wood Species - Maple (M)  
☐ 3. Wood Finish/Paint Color  
☐ 4. Fabric Selection - vendor, pattern and color  
☐ 5. Optional Rubber Cushion Nylon Glides - no upcharge

## Example:

373C | M | BAR | MOMENTUM | VOX | MYSTIC  
(model #) | (wood species) | (finish) | (fabric vendor) | (pattern name) | (pattern color)

## 1. Model Number

## 2. Wood Species - Maple (M)

## 3. Wood Finish/Color Options:

BAR	Barrel	MCH	Mocha
BRK	Brickdust	OBK	Outback
BUF	Buff	PIL	Pilsner
CSK	Cask	PIN	Pinnacle Walnut
CND	Cinder	RAV	Raven
CLY	Clay	RYE	Rye
EGR	Egret	SAB	Sable
FAW	Fawn	SAD	Saddle
FLX	Flax	SIE	Sienna
FLN	Flint	TRF	Truffle
FLO	Florence Walnut	UMB	Umber
LOF	Loft	VAL	Valley
MES	Mesa	WLH	Walnut Heights
MIN	Mineral		

## Paint Color - Add \$45 list per item

BKD	Backdrop	NVL	Novel Lilac
BFX	Black Fox	PPL	Patchwork Plum
BRV	Bravado Red	PGR	Pewter Green
BWH	Bright White	QAL	Queen Anne Lilac
BRF	Broccoflower	RPT	Redend Point
BTT	Butternut	ROS	Rose Tan
CCY	Canyon Clay	SAU	Saucy Gold
CHT	Chatroom	SVP	Silverplate
DEN	Denim	SKS	Skyline Steel
GAL	Gale Force	STM	Storm
GRV	Greek Villa	TRC	Tricorn Black
KGR	Kendal Green	UKH	Universal Khaki
NWH	Nonchalant White	WBL	Windy Blue

4. Fabric Selection - Please supply the following:  
Fabric vendor/Pattern name/Pattern color

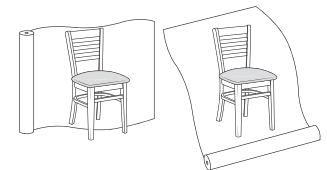
[For a complete list of JSI Standard and Graded-In Textiles click here](#)

## All COM orders must include the following:

- Vendor's name, pattern name and color
- Sample of the fabric attached to order
- Model numbers of items for fabric application
- Special application instructions (e.g., all stripes will be applied front to back unless specified otherwise)
- Customer and purchase order number

Ship prepaid COM  
material to:





JSI  
Attn: COM Dept  
201 East Martin Street  
Receiving B, Dock 71  
Orleans, IN 47452

Application of fabric:  
Railroaded Up the Roll

All COM orders will ship at standard lead time from receipt of COM except for orders requiring special custom matched finishes.

Murphy

C  
O  
K  
C  
0  
0  
2  
0  
5

Description	1 Model	Specifications				List Price Per Grade	
Armless  <b>373A</b> all wood	<b>373A All Wood</b> <b>373C Uph. Seat</b> · horizontal slat back	Dimensions	D	W	H	All Wood	\$470
		Overall	19 ¼	16 ¼	32 ¾	COM	\$530
 <b>373C</b> uph. seat		Seat	16	15 ½	18 ¼	A	\$546
		Upholstery		Shipping		B	\$567
		COM Ydg	¾	Ctn Wt	25	COL/C	\$603
		COL Sq Ft	9	Cu Ft	9	D	\$648
						E	\$693
						F	\$741
						G	\$806
						H	\$880
						I	\$990
						J	\$1,124
						L1	\$822
						L2	\$891
46¾" h Barstool  <b>378A</b> all wood	<b>378A All Wood</b> <b>378C Uph. Seat</b> · horizontal slat back · standard with brass scuff plate, also available in polished aluminum or matte black	Dimensions	D	W	H	All Wood	\$563
		Overall	22	19	43 ¾	COM	\$620
 <b>378C</b> uph. seat		Seat	16 ¼	19	29 ½	A	\$639
		Upholstery		Shipping		B	\$660
		COM Ydg	¾	Ctn Wt	30	COL/C	\$696
		COL Sq Ft	9	Cu Ft	13	D	\$737
						E	\$784
						F	\$831
						G	\$898
						H	\$970
						I	\$1,082
						J	\$1,215
						L1	\$912
						L2	\$985

To Order, Specify:

- 1 Model Number
- 2 Wood Species - Maple (M)
- 3 Wood Finish/Color [See Wood Finish/Color Options](#)
- 4 Fabric Selection - vendor, pattern and color  
Visit [www.jsifurniture.com/finishes-and-materials/textiles](http://www.jsifurniture.com/finishes-and-materials/textiles)  
for our textiles program. See selection of standard and  
graded in manufacturers and patterns.
- 5 Optional Rubber Cushion Nylon Glides - no upcharge

Specifications

- Wood species - Maple.
- Seat is upholstered with 1 ½" polyurethane foam  
and synthetic sheet webbing for added comfort.
- Spiral grooved hardwood dowels with corner blocks,  
glue and screws.
- Standard with rubber cushion metal glides.

## Newton Order Check List:



### Specify:

- ☐ 1. Model Number
- ☐ 2. Fabric Selection - vendor, pattern and color
- ☐ 3. Arm Selection
  - A. Black polyurethane arm caps - standard
  - B. Aluminum Arm with black polyurethane arm caps - add \$188 list
- ☐ 4. Control Selection
  - A. Swivel Tilt Mechanism - standard
  - B. Mid-Pivot Mechanism - add \$148 list
- ☐ 5. Base Selection
  - A. Aluminum Base - add \$116 list
  - B. Black Polyurethane - standard
    - standard with casters
    - optional glides - add \$17 list
  - C. Black Pneumatic Jury Base - add \$203 list

### Example:

NW5100 | MOMENTUM | VOX | MYSTIC  
(model #) (fabric vendor) (pattern name) (pattern color)

#### 1. Model Number

2. Fabric Selection - Please supply the following:  
Fabric vendor/Pattern name/Pattern color

[For a complete list of JSI Standard and Graded-In Textiles click here](#)

When specifying contrasting upholstery, indicate clearly which upholstery is to be applied to the seat, back and arms. Use higher grade pricing.


- Indicate direction of fabric - Railroaded or Up the Roll
- Please provide illustration, if available

#### All COM orders must include the following:

- Vendor's name, pattern name and color
- Sample of the fabric attached to order
- Model numbers of items for fabric application front to back unless specified otherwise)
- Customer and purchase order number

Ship prepaid COM material to:  
JSI  
Attn: COM Dept  
201 East Martin Street  
Receiving B, Dock 71  
Orleans, IN 47452

Application of fabric:  
Railroaded Up the Roll



All COM orders will ship at standard lead time from receipt of COM except for orders requiring special custom matched finishes.

#### 3. Arm Selection

- A. Black Polyurethane Arm Caps - standard
- B. Aluminum Arms with Black Polyurethane Arm Caps - add \$188 list

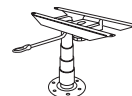
#### 4. Control Selection

- A. Swivel Tilt Mechanism - standard
- B. Mid-Pivot Mechanism with tilt lock - add \$148 list



#### 5. Base Selection

- A. Aluminum Base - add \$116 list
- B. Black Polyurethane - standard
  - standard with casters
  - optional glides - add \$17 list
- C. Black Pneumatic Jury Base - add \$203 list







Pneumatic lift-  
NOT self-centering -  
Standard




# Newton

## STANDARD SCALE

C  
O  
K  
C  
0  
0  
2  
0  
5

Description	① Model	Specifications				List Price Per Grade
<b>Standard Scale Management Mid Back</b>  	<b>NW5100</b> · armless · black polyurethane base · overall height range is 36 ½ – 40 ¼ · seat height range is 16 ¾ – 20 ½	<b>Dimensions</b>	<b>D</b>	<b>W</b>	<b>H</b>	<b>COM \$1,205</b>
		Overall	26 ½	26 ½	40 ¼	<b>A \$1,224</b>
		Seat	17 ½	20 ¼	20 ½	<b>B \$1,263</b>
		<b>Upholstery</b>		<b>Shipping</b>		<b>COL/C \$1,329</b>
		COM Ydg	1 ¾	Ctn Wt	34	<b>D \$1,413</b>
		COL Sq Ft	32	Cu Ft	17	<b>E \$1,499</b>
						<b>F \$1,631</b>
						<b>G \$1,774</b>
						<b>H \$1,924</b>
						<b>I \$2,161</b>
<b>Standard Scale Management Mid Back</b>  	<b>NW5110</b> · black polyurethane arms and base · overall height range is 36 ½ – 40 ¼ · seat height range is 16 ¾ – 20 ½ · arm height range is 25 ¼ – 29	<b>Dimensions</b>	<b>D</b>	<b>W</b>	<b>H</b>	<b>COM \$1,360</b>
		Overall	26 ½	26 ½	40 ¼	<b>A \$1,380</b>
		Seat	17 ½	20 ¼	20 ½	<b>B \$1,418</b>
		Arm			29	<b>COL/C \$1,484</b>
		<b>Upholstery</b>		<b>Shipping</b>		<b>D \$1,568</b>
		COM Ydg	1 ¾	Ctn Wt	38	<b>E \$1,655</b>
		COL Sq Ft	32	Cu Ft	17	<b>F \$1,786</b>
						<b>G \$1,927</b>
						<b>H \$2,080</b>
						<b>I \$2,317</b>
<b>Standard Scale Executive High Back</b>  	<b>NW5120</b> · armless · black polyurethane base · overall height range is 44 ¾ – 48 ½ · seat height range is 16 ¾ – 20 ½	<b>Dimensions</b>	<b>D</b>	<b>W</b>	<b>H</b>	<b>COM \$1,473</b>
		Overall	26 ½	26 ½	48 ½	<b>A \$1,496</b>
		Seat	17 ½	20 ¼	20 ½	<b>B \$1,539</b>
		<b>Upholstery</b>		<b>Shipping</b>		<b>COL/C \$1,615</b>
		COM Ydg	2	Ctn Wt	42	<b>D \$1,713</b>
		COL Sq Ft	36	Cu Ft	19	<b>E \$1,810</b>
						<b>F \$1,960</b>
						<b>G \$2,123</b>
						<b>H \$2,295</b>
						<b>I \$2,567</b>
<b>Standard Scale Executive High Back</b>  	<b>NW5121</b> · black polyurethane arms and base · overall height range is 44 ¾ – 48 ½ · seat height range is 16 ¾ – 20 ½ · arm height range is 25 ¼ – 29	<b>Dimensions</b>	<b>D</b>	<b>W</b>	<b>H</b>	<b>COM \$1,647</b>
		Overall	26 ½	26 ½	48 ½	<b>A \$1,668</b>
		Seat	17 ½	20 ¼	20 ½	<b>B \$1,711</b>
		Arm			29	<b>COL/C \$1,788</b>
		<b>Upholstery</b>		<b>Shipping</b>		<b>D \$1,885</b>
		COM Ydg	2	Ctn Wt	46	<b>E \$1,983</b>
		COL Sq Ft	36	Cu Ft	19	<b>F \$2,134</b>
						<b>G \$2,295</b>
						<b>H \$2,469</b>
						<b>I \$2,740</b>

## GRAND SCALE

Description	1 Model	Specifications				List Price Per Grade	
<b>Grand Scale Management Mid Back</b> 	<b>NW5130</b> <ul style="list-style-type: none"> <li>armless</li> <li>black polyurethane base</li> <li>overall height range is 37 ½ - 41 ¼</li> <li>seat height range is 16 ¾ - 20 ½</li> </ul>	<b>Dimensions</b>	<b>D</b>	<b>W</b>	<b>H</b>	COM	\$1,252
		Overall	26 ½	26 ½	41 ¼	A	\$1,273
		Seat	19 ¼	21 ¼	20 ½	B	\$1,310
		<b>Upholstery</b>	<b>Shipping</b>			COL/C	\$1,376
		COM Ydg	1 ¾	Ctn Wt	36	D	\$1,461
		COL Sq Ft	32	Cu Ft	17	E	\$1,547
						F	\$1,679
<b>Grand Scale Management Mid Back</b> 	<b>NW5140</b> <ul style="list-style-type: none"> <li>black polyurethane arms and base</li> <li>overall height range is 37 ½ - 41 ¼</li> <li>seat height range is 16 ¾ - 20 ½</li> <li>arm height range is 25 ¼ - 29</li> </ul>	<b>Dimensions</b>	<b>D</b>	<b>W</b>	<b>H</b>	COM	\$1,411
		Overall	26 ½	26 ½	41 ¼	A	\$1,431
		Seat	19 ¼	21 ¼	20 ½	B	\$1,469
		Arm			29	COL/C	\$1,535
		<b>Upholstery</b>	<b>Shipping</b>			D	\$1,621
		COM Ydg	1 ¾	Ctn Wt	40	E	\$1,707
		COL Sq Ft	32	Cu Ft	17	F	\$1,838
<b>Grand Scale Executive High Back</b> 	<b>NW5151</b> <ul style="list-style-type: none"> <li>black polyurethane arms and base</li> <li>overall height range is 45 ¾ - 49 ½</li> <li>seat height range is 16 ¾ - 20 ½</li> <li>arm height range is 25 ¼ - 29</li> </ul>	<b>Dimensions</b>	<b>D</b>	<b>W</b>	<b>H</b>	COM	\$1,692
		Overall	26 ½	26 ½	49 ½	A	\$1,716
		Seat	19 ¼	21 ¼	20 ½	B	\$1,766
		Arm			29	COL/C	\$1,851
		<b>Upholstery</b>	<b>Shipping</b>			D	\$1,960
		COM Ydg	2 ¼	Ctn Wt	48	E	\$2,070
		COL Sq Ft	41	Cu Ft	19	F	\$2,240
						G	\$2,424
						H	\$2,617
						I	\$2,921
						J	\$3,287
						L1	\$2,556
						L2	\$2,800

### To Order, Specify:

- Model Number
- Fabric Selection - vendor, pattern and color  
Visit [www.jsifurniture.com/finishes-and-materials/textiles](http://www.jsifurniture.com/finishes-and-materials/textiles) for our textiles program. See selection of standard and graded in manufacturers and patterns.
- Arm Selection
  - Black Polyurethane Arm Caps - standard
  - Aluminum Arm with Black Polyurethane Arm Caps - add \$188 list

- Control Selection
  - Swivel Tilt Mechanism - standard
  - Mid-Pivot Mechanism - add \$148 list
- Base Selection
  - Aluminum Base - add \$116 list
  - Black Polyurethane Base - standard
    - standard with casters
    - optional glides - add \$17 list
  - Black Pneumatic Jury Base - add \$203 list

### Specifications

- Wood species - Solid Birch plywood.
- Mortise and tenon construction with corner blocks, glue and screws.
- Seat has 3 ½" polyurethane foam with Dacron® wrap.
- Back has synthetic sheet webbing and 1" polyurethane foam.
- All models standard with swivel, tilt, pneumatic lift, tension adjustment and dual wheel casters.



Oxley Bench Order Check List:



Specify:

☐ 1. Model Number

☐ 2. Fabric Selection - vendor, pattern and color

☐ 3. Metal Frame Color - Arctic Silver (ASL), Matte Black (MBK), Pewter (PEW) or Soft Nickel (SNK)

Example:

OX2178Q	MOMENTUM	BANGLE	CORK	ASL
(model #)	(fabric vendor)	(pattern name)	(pattern color)	(metal frame color)

1. Model Number

2. Fabric Selection - Please supply the following:  
Fabric vendor/Pattern name/Pattern color

JSI's full standard and graded in program is available on the standard "P" models.

[For a complete list of JSI Standard and Graded-In Textiles click here](#)

To ensure the best aesthetical and functional fit, a refined offering of upholsteries is being offered on the Quilted (Q) and Tufted (T) models. Leather NOT offered on Quilted (Q) models; contact Customer Service for availability

All COM orders must include the following:

- Vendor's name, pattern name and color
- Sample of the fabric attached to the order
- Model numbers of items for fabric application
- Customer and purchase order number

Ship prepaid COM material to:  
JSI  
Attn: COM Dept  
201 East Martin Street  
Receiving B, Dock 71  
Orleans, IN 47452

All COM orders will ship at standard lead time from receipt of COM except for orders requiring special custom matched finishes.

3. Metal Frame Color - specify color:

ABZ	Aged Bronze	PEW	Pewter
ASL	Arctic Silver	SBZ	Soft Bronze
GLD	Gold	SNK	Soft Nickel
MBK	Matte Black		

JSI's extended powdercoat program of bright colors is available, upon request, on Oxley. Contact Customer Service for a specific quote based on qty of units.

OXLEY

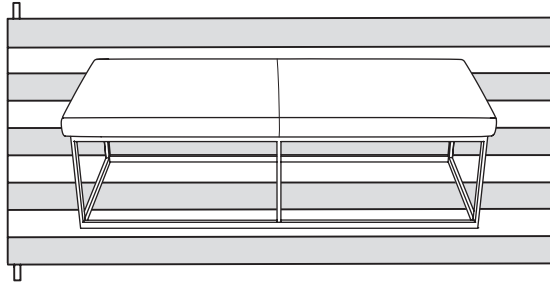
C  
O  
K  
C  
0  
0  
2  
0  
5

### Upholstery Application

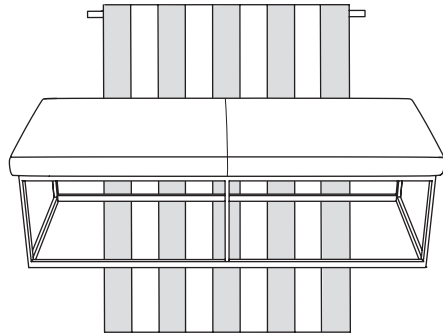
Fabric will be applied differently on the Oxley Benches dependent on style to best accommodate yardage use and aesthetics. Please see below graphics to help understand the different application methods. For **Plain (P)** models, the standard application will be “up the roll”, whereas for **Quilted (Q)** or **Tufted (T)** models, the standard application will be “railroaded”. Customers wanting fabric to be applied differently than stated above can be accommodated upon request. Additional seaming may be needed pending fabric width and textile repeat match, contact Customer Service with questions.

**Leather not offered on Quilted (Q) models.**

“Railroaded”




“Nap” or “Up the Roll”




### Upholstery Detail Selection

Oxley offers three types of upholstery detail: Plain, Quilted, and Tufted.


Plain



Quilted



Tufted



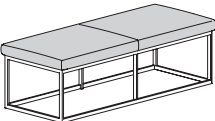
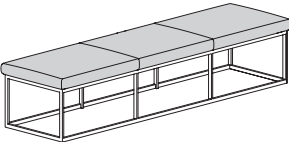
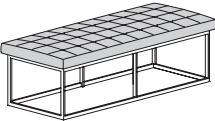
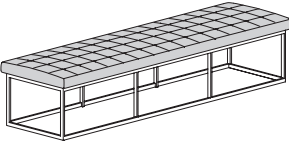
### Metal Frame Construction

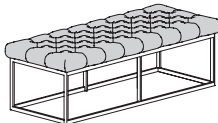
The frame is constructed of 1/2" x 1" rectangular fabricated steel. It is powdercoated with your choice of the following colors: Arctic Silver, Matte Black, Pewter, and Soft Nickel.

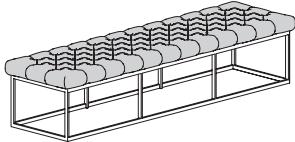


Oxley

C  
O  
K  
C  
0  
0  
2  
0  
5

Description	① Model	Specifications				List Price Per Grade
<div>Single Seat Bench</div> 	<b>OX2152P</b> <ul style="list-style-type: none"><li>· upholstered seat</li><li>· metal frame</li></ul>	Dimensions	D	W	H	COM \$1,966
		Overall	20 ¾	52 ½	17	A \$1,995
		Seat	20 ¾	52 ½	17	B \$2,050
		Upholstery	Shipping			COL/C \$2,147
		COM Ydg	2 ¼	Ctn Wt	47	D \$2,272
		COL Sq Ft	54	Cu Ft	14	E \$2,395
						F \$2,590
						G \$2,798
<div>Double Seat Bench</div> 	<b>OX2178P</b> <ul style="list-style-type: none"><li>· upholstered seat</li><li>· metal frame</li></ul>	Dimensions	D	W	H	COM \$2,304
		Overall	20 ¾	78 ½	17	A \$2,344
		Seat	20 ¾	78 ½	17	B \$2,423
		Upholstery	Shipping			COL/C \$2,563
		COM Ydg	3 ¼	Ctn Wt	68	D \$2,742
		COL Sq Ft	78	Cu Ft	21	E \$2,924
						F \$3,203
						G \$3,503
<div>Single Seat Quilted Bench</div> 	<b>OX2152Q</b> <ul style="list-style-type: none"><li>· quilted seat</li><li>· refined upholstery selection</li><li>· metal frame</li><li>· leather NOT available</li></ul>	Dimensions	D	W	H	COM \$2,151
		Overall	20 ¾	52 ½	17	A \$2,179
		Seat	20 ¾	52 ½	17	B \$2,235
		Upholstery	Shipping			C \$2,330
		COM Ydg	2 ¼	Ctn Wt	47	D \$2,455
				Cu Ft	14	E \$2,579
						F \$2,775
						G \$2,983
<div>Double Seat Quilted Bench</div> 	<b>OX2178Q</b> <ul style="list-style-type: none"><li>· quilted seat</li><li>· refined upholstery selection</li><li>· metal frame</li><li>· leather NOT available</li></ul>	Dimensions	D	W	H	COM \$2,561
		Overall	20 ¾	78 ½	17	A \$2,605
		Seat	20 ¾	78 ½	17	B \$2,691
		Upholstery	Shipping			C \$2,842
		COM Ydg	3 ½	Ctn Wt	68	D \$3,034
				Cu Ft	21	E \$3,230
						F \$3,531
						G \$3,854

Description	① Model	Specifications				List Price Per Grade	
<div>Single Seat Tufted Bench</div> 	<div>OX2152T</div> <ul style="list-style-type: none"><li>· fold tufted seat</li><li>· refined upholstery selection</li><li>· metal frame</li></ul>	Dimensions	D	W	H	COM	\$2,574
		Overall	21 ½	53 ¾	17 ¾	A	\$2,621
		Seat	21 ½	53 ¾	17 ¾	B	\$2,713
		Upholstery	Shipping			COL/C	\$2,875
		COM Ydg	3 ¾	Ctn Wt	47	D	\$3,082
		COL Sq Ft	98	Cu Ft	14	E	\$3,289
						F	\$3,613
				G	\$3,958		
				H	\$4,327		
				I	\$4,905		
				J	\$5,597		
				L1	\$4,580		
				L2	\$5,136		

<div>Double Seat Tufted Bench</div> 	<div>OX2178T</div> <ul style="list-style-type: none"><li>· fold tufted seat</li><li>· refined upholstery selection</li><li>· metal frame</li></ul>	Dimensions	D	W	H	COM	\$3,114
		Overall	21 ½	79 ¾	17 ¾	A	\$3,177
		Seat	21 ½	79 ¾	17 ¾	B	\$3,298
		Upholstery	Shipping			COL/C	\$3,517
		COM Ydg	5	Ctn Wt	68	D	\$3,792
		COL Sq Ft	130	Cu Ft	21	E	\$4,069
						F	\$4,500
						G	\$4,963
						H	\$5,455
						I	\$6,223
						J	\$7,147
						L1	\$5,793
						L2	\$6,532

**To Order, Specify:**

- ① Model Number
- ② Fabric Selection - vendor, pattern and color  
Visit [www.jsifurniture.com/finishes-and-materials/textiles](http://www.jsifurniture.com/finishes-and-materials/textiles)  
for our textiles program. See selection of standard and  
graded in manufacturers and patterns.
- ③ Metal Frame Color [See Metal Frame Color Options](#)

**Specifications**

- Vented plywood seat board.
- Seat has high density high resilience polyurethane foam.
- Powdercoated fabricated steel frame.
- Standard with nylon glides.

Pillows Order Check List:



Specify:

- ☐ 1. Model Number
- ☐ 2. Fabric Selection - vendor, pattern and color
- ☐ 3. Optional Contrasting Welt or Button; add \$26 list
- ☐ 4. Optional Single Color Contrasting Welt and Button; add \$39 list

Example:

PW1414PW	MAHARAM	MESSENGER	PERIDOT
(model #)	(fabric vendor)	(pattern)	(color)

1. Model Number

2. Fabric Selection - JSI offers Maharam carded and graded in fabric on our pillows. All other fabrics will need to be ordered as COM. Please supply the following:  
Pattern name    Pattern color

[For a complete list of JSI Graded-In Maharam Fabric suggested for Pillows, click here](#)

All COM orders must include the following:

- Vendor's name, pattern name and color
- Sample of the fabric attached to the order
- Model numbers of items for fabric application
- Customer and purchase order number

Ship prepaid COM material to:  
JSI  
Attn: COM Dept  
201 East Martin Street  
Receiving B, Dock 71  
Orleans, IN 47452

All COM orders will ship at standard lead time from receipt of COM except for orders requiring special custom matched finishes.

3. Optional Contrasting Welt or Button -




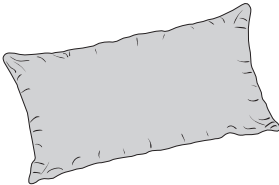
Maharam's Mode pattern is suggested. COM can also be selected. Please supply the following:  
Fabric vendor    Pattern name    Pattern color

4. Optional Single Color Contrasting Welt and Button -

Maharam's Mode pattern is suggested. COM can also be selected. Please supply the following:  
Fabric vendor    Pattern name    Pattern color

C  
O  
K  
C  
0  
0  
2  
0  
5

PILLOWS

Description	① Model	Specifications				List Price Per Grade	
Pillow	<b>PW1414P</b> · directional fabric is applied random and may not match from pillow to pillow	<b>Dimensions</b>	<b>D</b>	<b>W</b>	<b>H</b>	COM	\$166
		Overall	14	14	5	C	\$200
		<b>Upholstery</b>	<b>Shipping</b>			D	\$224
		COM Ydg	½	Ctn Wt	3	E	\$248
				Cu Ft	2	F	\$284
						G	\$322
						H	\$364
						I	\$429
						J	\$508
Pillow	<b>PW1616P</b> · directional fabric is applied random and may not match from pillow to pillow	<b>Dimensions</b>	<b>D</b>	<b>W</b>	<b>H</b>	COM	\$202
		Overall	16	16	5	C	\$254
		<b>Upholstery</b>	<b>Shipping</b>			D	\$290
		COM Ydg	½	Ctn Wt	3	E	\$324
				Cu Ft	2	F	\$380
						G	\$438
						H	\$502
						I	\$598
						J	\$717
Pillow	<b>PW1818P</b> · directional fabric is applied random and may not match from pillow to pillow	<b>Dimensions</b>	<b>D</b>	<b>W</b>	<b>H</b>	COM	\$224
		Overall	18	18	5	C	\$275
		<b>Upholstery</b>	<b>Shipping</b>			D	\$311
		COM Ydg	¾	Ctn Wt	3	E	\$346
				Cu Ft	2	F	\$401
						G	\$460
						H	\$523
						I	\$620
						J	\$738
Pillow	<b>PW1221P</b> · directional fabric is applied random and may not match from pillow to pillow	<b>Dimensions</b>	<b>D</b>	<b>W</b>	<b>H</b>	COM	\$203
		Overall	12	21	5	C	\$237
		<b>Upholstery</b>	<b>Shipping</b>			D	\$263
		COM Ydg	½	Ctn Wt	3	E	\$286
				Cu Ft	2	F	\$321
						G	\$360
						H	\$402
						I	\$468
						J	\$547

**To Order, Specify:**

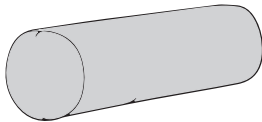



- ① Model Number
- ② Maharam Fabric Selection - pattern and color  
[For a complete list of JSI Graded-In Maharam Fabric suggested for Pillows](#)
- ③ Optional Single Color Contrasting Welt and Button, specify and add \$39 list for contrasting Maharam Mode or COM.

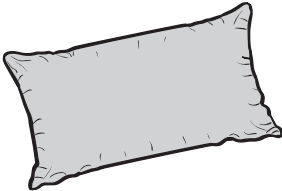
**Specifications**

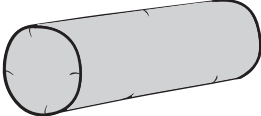
- Pillows have Dacron fiber filled insert.
- Bolster has high resilience polyurethane foam insert.
- Hidden zipper allows for easy cleanability.
- Directional and pattern fabrics are applied random and may not match from pillow to pillow.

## Pillows

C  
O  
K  
C  
0  
2  
0  
5

Description	① Model	Specifications	List Price Per Grade																				
<b>Bolster</b> 	<b>PW0618B</b> · directional fabric is applied random and may not match from pillow to pillow	<table> <tr> <th>Dimensions</th><th>D</th><th>W</th><th>H</th></tr> <tr> <td>Overall</td><td>6</td><td>18</td><td>6</td></tr> <tr> <th>Upholstery</th><th colspan="3">Shipping</th></tr> <tr> <td>COM Ydg</td><td>¾</td><td>Ctn Wt</td><td>3 ½</td></tr> <tr> <td></td><td></td><td>Cu Ft</td><td>2</td></tr> </table>	Dimensions	D	W	H	Overall	6	18	6	Upholstery	Shipping			COM Ydg	¾	Ctn Wt	3 ½			Cu Ft	2	COM \$221 C \$271 D \$308 E \$343 F \$398 G \$457 H \$518 I \$617 J \$733
Dimensions	D	W	H																				
Overall	6	18	6																				
Upholstery	Shipping																						
COM Ydg	¾	Ctn Wt	3 ½																				
		Cu Ft	2																				
<b>Pillow with Welt</b> 	<b>PW1414PW</b> · directional fabric is applied random and may not match from pillow to pillow · optional contrasting welt add \$26 list for contrasting Maharam Mode or COM	<table> <tr> <th>Dimensions</th><th>D</th><th>W</th><th>H</th></tr> <tr> <td>Overall</td><td>14</td><td>14</td><td>5</td></tr> <tr> <th>Upholstery</th><th colspan="3">Shipping</th></tr> <tr> <td>COM Ydg</td><td>¾</td><td>Ctn Wt</td><td>3</td></tr> <tr> <td></td><td></td><td>Cu Ft</td><td>2</td></tr> </table>	Dimensions	D	W	H	Overall	14	14	5	Upholstery	Shipping			COM Ydg	¾	Ctn Wt	3			Cu Ft	2	COM \$222 C \$273 D \$309 E \$344 F \$399 G \$458 H \$519 I \$618 J \$735
Dimensions	D	W	H																				
Overall	14	14	5																				
Upholstery	Shipping																						
COM Ydg	¾	Ctn Wt	3																				
		Cu Ft	2																				
<b>Pillow with Welt</b> 	<b>PW1616PW</b> · directional fabric is applied random and may not match from pillow to pillow · optional contrasting welt add \$26 list for contrasting Maharam Mode or COM	<table> <tr> <th>Dimensions</th><th>D</th><th>W</th><th>H</th></tr> <tr> <td>Overall</td><td>16</td><td>16</td><td>5</td></tr> <tr> <th>Upholstery</th><th colspan="3">Shipping</th></tr> <tr> <td>COM Ydg</td><td>¾</td><td>Ctn Wt</td><td>3</td></tr> <tr> <td></td><td></td><td>Cu Ft</td><td>2</td></tr> </table>	Dimensions	D	W	H	Overall	16	16	5	Upholstery	Shipping			COM Ydg	¾	Ctn Wt	3			Cu Ft	2	COM \$258 C \$327 D \$375 E \$422 F \$494 G \$572 H \$656 I \$787 J \$942
Dimensions	D	W	H																				
Overall	16	16	5																				
Upholstery	Shipping																						
COM Ydg	¾	Ctn Wt	3																				
		Cu Ft	2																				
<b>Pillow with Welt</b> 	<b>PW1818PW</b> · directional fabric is applied random and may not match from pillow to pillow · optional contrasting welt add \$26 list for contrasting Maharam Mode or COM	<table> <tr> <th>Dimensions</th><th>D</th><th>W</th><th>H</th></tr> <tr> <td>Overall</td><td>18</td><td>18</td><td>5</td></tr> <tr> <th>Upholstery</th><th colspan="3">Shipping</th></tr> <tr> <td>COM Ydg</td><td>1</td><td>Ctn Wt</td><td>3</td></tr> <tr> <td></td><td></td><td>Cu Ft</td><td>2</td></tr> </table>	Dimensions	D	W	H	Overall	18	18	5	Upholstery	Shipping			COM Ydg	1	Ctn Wt	3			Cu Ft	2	COM \$280 C \$350 D \$397 E \$444 F \$516 G \$595 H \$679 I \$809 J \$965
Dimensions	D	W	H																				
Overall	18	18	5																				
Upholstery	Shipping																						
COM Ydg	1	Ctn Wt	3																				
		Cu Ft	2																				

Description	① Model	Specifications				List Price Per Grade	
<b>Pillow with Welt</b>  	<b>PW1221PW</b> · directional fabric is applied random and may not match from pillow to pillow · optional contrasting welt add \$26 list for contrasting Maharam Mode or COM	<b>Dimensions</b>	<b>D</b>	<b>W</b>	<b>H</b>	COM	\$259
		Overall	12	21	5	C	\$311
		<b>Upholstery</b>	<b>Shipping</b>			D	\$346
		COM Ydg	¾	Ctn Wt	3	E	\$382
				Cu Ft	2	F	\$437
						G	\$495
						H	\$558
						I	\$656
						J	\$773

<b>Bolster with Welt</b>  	<b>PW0618BW</b> · directional fabric is applied random and may not match from pillow to pillow · optional contrasting welt add \$26 list for contrasting Maharam Mode or COM	<b>Dimensions</b>	<b>D</b>	<b>W</b>	<b>H</b>	COM	\$276
		Overall	6	18	6	C	\$345
		<b>Upholstery</b>	<b>Shipping</b>			D	\$392
		COM Ydg	1	Ctn Wt	3 ½	E	\$439
				Cu Ft	2	F	\$512
						G	\$591
						H	\$674
						I	\$805
						J	\$961

**To Order, Specify:**

- ① Model Number
- ② Maharam Fabric Selection - pattern and color  
[For a complete list of JSI Graded-In Maharam Fabric suggested for Pillows](#)
- ③ Optional Single Color Contrasting Welt and Button, specify and add \$39 list for contrasting Maharam Mode or COM.


**Specifications**


- Pillows have Dacron fiber filled insert.
- Bolster has high resilience polyurethane foam insert.
- Hidden zipper allows for easy cleanability.
- Directional and pattern fabrics are applied random and may not match from pillow to pillow.




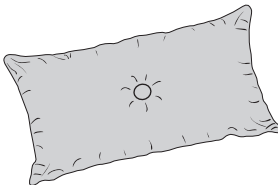
## Pillows





C  
O  
K  
C  
0  
2  
0  
5

Description	① Model	Specifications				List Price Per Grade	
<b>Pillow with Button</b> 	<b>PW1414PB</b> <ul style="list-style-type: none"><li>directional fabric is applied random and may not match from pillow to pillow</li><li>optional contrasting button add \$26 list for contrasting Maharam Mode or COM</li></ul>	<b>Dimensions</b>	<b>D</b>	<b>W</b>	<b>H</b>	<b>COM</b>	<b>\$197</b>
		Overall	14	14	5	<b>C</b>	<b>\$231</b>
		<b>Upholstery</b>		<b>Shipping</b>		<b>D</b>	<b>\$255</b>
		COM Ydg	½	Ctn Wt	3	<b>E</b>	<b>\$278</b>
				Cu Ft	2	<b>F</b>	<b>\$314</b>
						<b>G</b>	<b>\$354</b>
						<b>H</b>	<b>\$395</b>
						<b>I</b>	<b>\$461</b>
						<b>J</b>	<b>\$539</b>

<b>Pillow with Button</b> 	<b>PW1616PB</b> <ul style="list-style-type: none"><li>directional fabric is applied random and may not match from pillow to pillow</li><li>optional contrasting button add \$26 list for contrasting Maharam Mode or COM</li></ul>	<b>Dimensions</b>	<b>D</b>	<b>W</b>	<b>H</b>	<b>COM</b>	<b>\$233</b>
		Overall	16	16	5	<b>C</b>	<b>\$285</b>
		<b>Upholstery</b>		<b>Shipping</b>		<b>D</b>	<b>\$320</b>
		COM Ydg	¾	Ctn Wt	3	<b>E</b>	<b>\$356</b>
				Cu Ft	2	<b>F</b>	<b>\$410</b>
						<b>G</b>	<b>\$469</b>
						<b>H</b>	<b>\$532</b>
						<b>I</b>	<b>\$630</b>
						<b>J</b>	<b>\$748</b>

<b>Pillow with Button</b> 	<b>PW1818PB</b> <ul style="list-style-type: none"><li>directional fabric is applied random and may not match from pillow to pillow</li><li>optional contrasting button add \$26 list for contrasting Maharam Mode or COM</li></ul>	<b>Dimensions</b>	<b>D</b>	<b>W</b>	<b>H</b>	<b>COM</b>	<b>\$256</b>
		Overall	18	18	5	<b>C</b>	<b>\$308</b>
		<b>Upholstery</b>		<b>Shipping</b>		<b>D</b>	<b>\$343</b>
		COM Ydg	¾	Ctn Wt	3	<b>E</b>	<b>\$379</b>
				Cu Ft	2	<b>F</b>	<b>\$433</b>
						<b>G</b>	<b>\$491</b>
						<b>H</b>	<b>\$555</b>
						<b>I</b>	<b>\$652</b>
						<b>J</b>	<b>\$770</b>

<b>Pillow with Button</b> 	<b>PW1221PB</b> <ul style="list-style-type: none"><li>directional fabric is applied random and may not match from pillow to pillow</li><li>optional contrasting button add \$26 list for contrasting Maharam Mode or COM</li></ul>	<b>Dimensions</b>	<b>D</b>	<b>W</b>	<b>H</b>	<b>COM</b>	<b>\$234</b>
		Overall	12	21	5	<b>C</b>	<b>\$269</b>
		<b>Upholstery</b>		<b>Shipping</b>		<b>D</b>	<b>\$293</b>
		COM Ydg	½	Ctn Wt	3	<b>E</b>	<b>\$316</b>
				Cu Ft	2	<b>F</b>	<b>\$353</b>
						<b>G</b>	<b>\$392</b>
						<b>H</b>	<b>\$433</b>
						<b>I</b>	<b>\$499</b>
						<b>J</b>	<b>\$578</b>

Description	① Model	Specifications				List Price Per Grade	
Pillow with Button and Welt 	<b>PW1414PC</b> · directional fabric is applied random and may not match from pillow to pillow · optional single color contrasting welt and button add \$39 list for contrasting Maharam Mode or COM	<b>Dimensions</b>	<b>D</b>	<b>W</b>	<b>H</b>	COM	\$253
		Overall	14	14	5	C	\$303
		<b>Upholstery</b>	<b>Shipping</b>			D	\$339
		COM Ydg	¾	Ctn Wt	3	E	\$376
				Cu Ft	2	F	\$429
Pillow with Button and Welt 	<b>PW1616PC</b> · directional fabric is applied random and may not match from pillow to pillow · optional single color contrasting welt and button add \$39 list for contrasting Maharam Mode or COM	<b>Dimensions</b>	<b>D</b>	<b>W</b>	<b>H</b>	COM	\$290
		Overall	16	16	5	C	\$358
		<b>Upholstery</b>	<b>Shipping</b>			D	\$404
		COM Ydg	1	Ctn Wt	3	E	\$451
				Cu Ft	2	F	\$525
Pillow with Button and Welt 	<b>PW1818PC</b> · directional fabric is applied random and may not match from pillow to pillow · optional single color contrasting welt and button add \$39 list for contrasting Maharam Mode or COM	<b>Dimensions</b>	<b>D</b>	<b>W</b>	<b>H</b>	COM	\$313
		Overall	18	18	5	C	\$382
		<b>Upholstery</b>	<b>Shipping</b>			D	\$428
		COM Ydg	1	Ctn Wt	3	E	\$476
				Cu Ft	2	F	\$549
Pillow with Button and Welt 	<b>PW1221PC</b> · directional fabric is applied random and may not match from pillow to pillow · optional single color contrasting welt and button add \$39 list for contrasting Maharam Mode or COM	<b>Dimensions</b>	<b>D</b>	<b>W</b>	<b>H</b>	COM	\$291
		Overall	12	21	5	C	\$342
		<b>Upholstery</b>	<b>Shipping</b>			D	\$378
		COM Ydg	¾	Ctn Wt	3	E	\$414
				Cu Ft	2	F	\$468
						G	\$526
						H	\$590
						I	\$686
						J	\$805

**To Order, Specify:**

- ① Model Number
- ② Maharam Fabric Selection - pattern and color  
[For a complete list of JSI Graded-In Maharam Fabric suggested for Pillows](#)
- ③ Optional Single Color Contrasting Welt and Button, specify and add \$39 list for contrasting Maharam Mode or COM.

**Specifications**


- Pillows have Dacron fiber filled insert.
- Bolster has high resilience polyurethane foam insert.
- Hidden zipper allows for easy cleanability.
- Directional and pattern fabrics are applied random and may not match from pillow to pillow.

# Poet


C  
O  
K  
C  
0  
0  
2  
0  
5

## Poet - Overview


### Peb Lounge Seating




Single Seat  
[See page PL10](#)




Two Seat  
[See page PL11](#)



Three Seat  
[See page PL12](#)

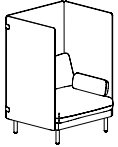


Three Seat Center Bench  
[See page PL13](#)

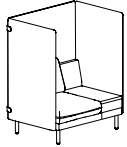


Three Seat Center Table  
[See page PL14](#)

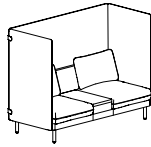
### Peb Lounge with Privacy Surround



Single w/Bolster  
[See page PL15](#)



Single w/ Table  
[See page PL16](#)

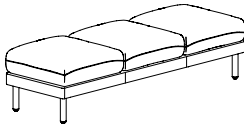


Two Seat w/ Table  
[See page PL17](#)

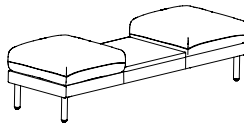
### Peb Bench



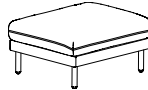
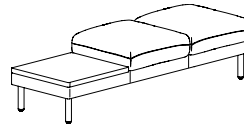
Two Seat  
[See page PL18](#)



Three Seat  
[See page PL19](#)




Two Seat w/ Table  
[See page PL20](#)




Single Modular  
[See page PL41](#)

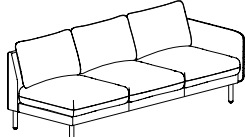
### Peb Modular Seating - Arm




Two Seat  
[See page PL22](#)





Two Seat  
[See page PL23](#)





Three Seat  
[See page PL24](#)



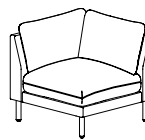
Single or Two Seat w/ Peninsula Arm  
[See page PL25](#)



Single or Two Seat w/ Table  
[See page PL27](#)

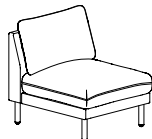


Chaise  
[See page PL29](#)




Corner  
[See page PL30](#)


### Peb Modular Seating - Armless




Two Seat  
[See page PL31](#)





Two Seat  
[See page PL32](#)




Three Seat  
[See page PL33](#)




Single or Two Seat w/ Peninsula Arm  
[See page PL34](#)





Two Seat w/ Bench  
[See page PL35](#)



Single Seat w/ Table  
[See page PL37](#)




Two Seat w/ Table  
[See page PL38](#)




Two Seat w/ Two Tables  
[See page PL40](#)

## Poet - Overview

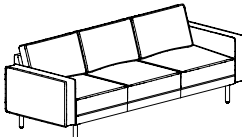
### Cube Lounge Seating




Single Seat  
[See page PL42](#)



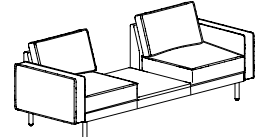
Two Seat  
[See page PL43](#)



Three Seat  
[See page PL44](#)

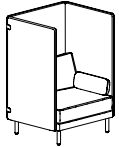


Three Seat Center Bench  
[See page PL45](#)




Three Seat Center Table  
[See page PL46](#)

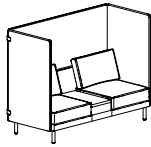
### Cube Lounge with Privacy Surround



Single w/Bolster  
[See page PL47](#)



Single w/ Table  
[See page PL48](#)

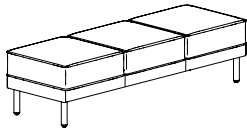


Two Seat w/ Table  
[See page PL49](#)

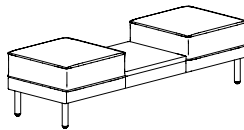
### Cube Bench



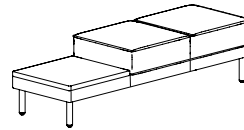
Two Seat  
[See page PL50](#)



Three Seat  
[See page PL51](#)




Two Seat w/ Table  
[See page PL52](#)

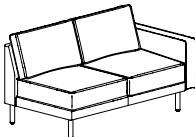


Single Modular  
[See page PL73](#)

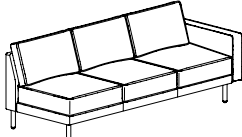
### Cube Modular Seating - Arm




Two Seat  
[See page PL54](#)





Two Seat  
[See page PL55](#)




Three Seat  
[See page PL56](#)




Single or Two Seat w/ Peninsula Arm  
[See page PL57](#)



Single or Two Seat w/ Table  
[See page PL59](#)




Chaise  
[See page PL61](#)




Corner  
[See page PL62](#)

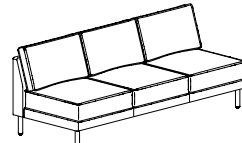
### Cube Modular Seating - Armless




Two Seat  
[See page PL63](#)




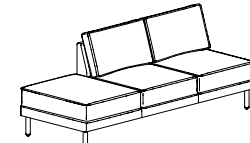
Two Seat  
[See page PL64](#)




Three Seat  
[See page PL65](#)




Single or Two Seat w/ Peninsula Arm  
[See page PL66](#)



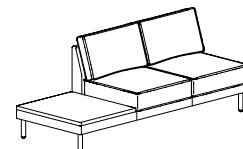
Two Seat w/ Bench  
[See page PL67](#)



Single Seat w/ Table  
[See page PL69](#)



Two Seat w/ Table  
[See page PL70](#)



Two Seat w/ Two Tables  
[See page PL72](#)

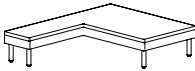
Poet

Poet - Overview

Modular Table

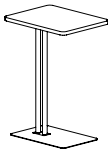


Corner Table  
[See page PL74](#)



Wrap Table  
[See page PL76](#)

Freestanding Table

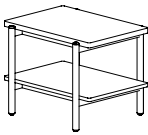


Pull Up Table  
[See page PL77](#)

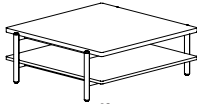
Wood Legs



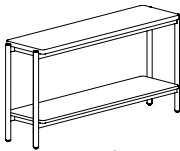
Round Side  
[See page PL77](#)



Rectangular Side  
[See page PL77](#)



Coffee  
[See page PL78](#)

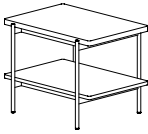


Console  
[See page PL78](#)

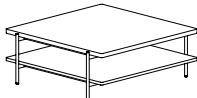
Metal Legs



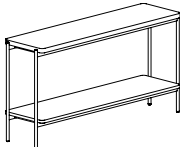
Round Side  
[See page PL79](#)



Rectangular Side  
[See page PL79](#)

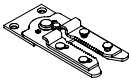
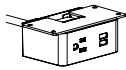


Coffee  
[See page PL80](#)



Console  
[See page PL80](#)

Accessories



[See page 81](#)

## Poet Lounge Order Check List:



### Specify:


- ☐ 1. Model Number
- ☐ 2. Upholstery Selection
  - A. Single Upholstery Models - Vendor, Pattern and Color
  - B. Multiple Upholstery Models (per zone as applicable per model) - Vendor, Pattern and Color
- ☐ 3. Pocket - select arm, leather accent color, upholstery
- ☐ 4. Accent Strap - fabric, brown leather or black leather
- ☐ 5. Top Surface Material - specify material and finish
- ☐ 6. Foot Option - specify wood or metal foot and finish
- ☐ 7. Leg Option - specify wood or metal foot and finish
- ☐ 8. Power Option - specify location and color
- ☐ 9. Ganging Option - specify yes or no

### Example:


PLPF21 (model #)	Momentum (fabric vendor)	Fuse (pattern name)	Pepper (pattern color)	NP (pocket)	MF (foot option)	ASL (foot finish)
---------------------	-----------------------------	------------------------	---------------------------	----------------	---------------------	----------------------

### 1. Model Number

Poet offers two distinct looks combined into one series. Select Peb models for a relaxed style or Cube for a tailored lines. All models are available in each style.




Poet - Peb  
PLP \_\_\_\_



Poet - Cube  
PLC \_\_\_\_

Ship prepaid COM material to:

JSI  
Attn: COM Department  
201 East Martin Street  
Receiving B, Dock 71  
Orleans, IN 47452



Seating: Up the Roll

### 2a. Upholstery Selection

Please supply the following:  
Upholstery vendor/Pattern name/Pattern color

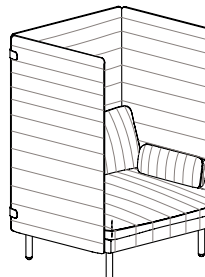
[For a complete list of JSI Graded-In Fabric click here](#)

- Indicate direction of fabric - Railroaded or Up the Roll
- Please provide illustration, if available


All COM orders must include the following:

- Vendor's name, pattern and color
- Sample of the fabric attached to the order
- Model numbers of items for fabric application
- Special application instructions
- Customer and purchase order number

All COM orders will ship at standard lead time from receipt of COM except for orders requiring special custom matched finishes.



Surround: Railroaded  
\*Leather unavailable



Corner Units: Seat surfaces run diagonal

# Poet

## Upholstery Application

Poet offers the ability to be specified with multiple upholsteries to create a unique look.

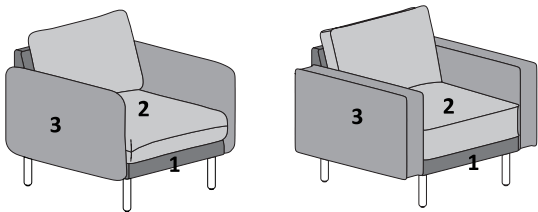
Models ending with a \_M designate multiple upholstery zones will be specified. Refer to each product page for upholstery yardage for the complete unit as well as per zone.

Models not ending in a \_M will be upholstered in the single upholstery for the complete unit.

Both uphosltery styles are presented in the price list and eTools.

Examples of uphosltery zones and how to calculate pricing is provided below. Upholstery zones are defined by the style of the unit and are called out on each product page. When specifying multiple upholstery, make sure to identify specific yardage per zone. This can be found at the top of each product page.

### Lounge with Arms



Zone 1 = Frame  
Zone 2 = Seat and Back Cushion  
Zone 3 = Arms

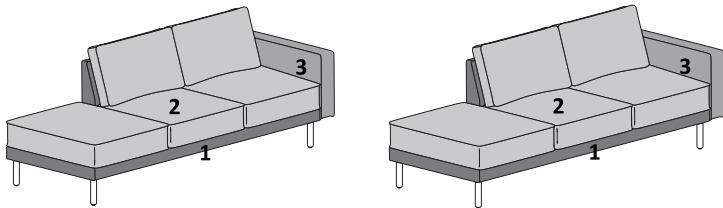
### Lounge with Privacy Surround & Bolster



Zone 1 = Frame (Apron & Surround)  
Zone 2 = Seat and Back Cushion  
Zone 3 = Bolster

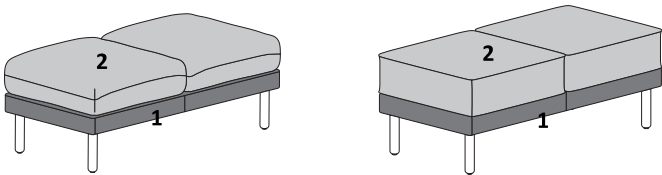
Zone 1 = Frame (Apron & Surround)  
Zone 2 = Seat and Back Cushion

### Modular Three Seat with Cushion



Zone 1 = Frame  
Zone 2 = Seat and Back Cushion  
Zone 3 = Arms

### Bench




Zone 1 = Frame  
Zone 2 = Seat and Back Cushion


C  
O  
K  
C  
0  
0  
2  
0  
5

**3. Pocket Option:**


Select units offer an arm pocket, which are available with and without a leather accent along the top. Additional yardage is required with pocket upholstery matching that of the arm upholstery. Refer to each product page for upcharge for pockets based on the upholstery grade.



Poet Peb chair shown without pocket specified



Poet Peb chair shown with pocket specified



Poet Peb chair shown with pocket and leather accent specified

**NP** No Pockets

**LP** Left Pocket

**LPX** - Left Pocket no accent

**LPAR** - Left Pocket brown accent

**LPAK** - Left Pocket black accent

**RP** Right Pocket

**RPX** - Right Pocket no accent

**RPAR** - Right Pocket brown accent

**RPAK** - Right Pocket black accent

**BP** Both Pockets

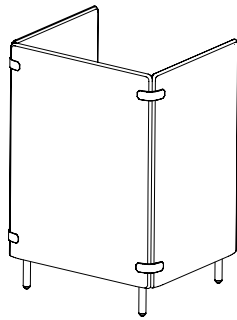
**BPX** - Both Pockets no accent

**BPAR** - Both Pockets brown accent

**BPAK** - Both Pockets black accent

**4. Accent Strap:**

Models with privacy surrounds have an accent straps at the top and bottom, where the back wraps around to the front. These accent straps are offered in upholstery or leather.



**FA** - Fabric Accent - *upholstery for accent strap matches surround upholstery*

**LA** - Leather Accent, add \$105 upcharge

**BRO** - Brown Leather Accent

**BLK** - Black Leather Accent

**5. Top Surface:****ESS Essentials Veneer Collection**

<b>BRK</b>	Brickdust	<b>MIN</b>	Mineral
<b>CSK</b>	Cask	<b>MCH</b>	Mocha
<b>CLY</b>	Clay	<b>OBK</b>	Outback
<b>FAW</b>	Fawn	<b>PIL</b>	Pilsner
<b>FLX</b>	Flax	<b>SIE</b>	Sienna
<b>FLN</b>	Flint	<b>TRF</b>	Truffle
<b>LOF</b>	Loft	<b>UMB</b>	Umber
<b>MES</b>	Mesa	<b>VAL</b>	Valley

**ART Artisan Veneer Collection**

<b>BAR</b>	Barrel	<b>RAV</b>	Raven
<b>BUF</b>	Buff	<b>RYE</b>	Rye
<b>CND</b>	Cinder	<b>SAB</b>	Sable
<b>EGR</b>	Egret	<b>SAD</b>	Saddle

**S Solid Surface**

<b>ONX</b>	Black Onyx Mirage	<b>HST</b>	Hot Stone
<b>DWH</b>	Designer White	<b>SOG</b>	Soothing Grey

**T Laminates**

<b>ALB</b>	Alabaster	<b>MES</b>	Mesa
<b>BEL</b>	Belair	<b>MIN</b>	Mineral
<b>BLK</b>	Black	<b>MCH</b>	Mocha
<b>BRK</b>	Brickdust	<b>OBK</b>	Outback
<b>BBL</b>	Bridal Blanco	<b>PIL</b>	Pilsner
<b>CSK</b>	Cask	<b>PIN</b>	Pinnacle Walnut
<b>CLY</b>	Clay	<b>SHD</b>	Shadow
<b>DWH</b>	Designer White	<b>SLG</b>	Slate Grey
<b>EGR</b>	Egret	<b>UMB</b>	Umber
<b>FAW</b>	Fawn	<b>VAL</b>	Valley
<b>FLN</b>	Flint	<b>WLH</b>	Walnut Heights
<b>FLO</b>	Florence Walnut	<b>WEA</b>	Weathered Ash
<b>LOF</b>	Loft	<b>ZEN</b>	Zen Grey



Poet

6. Foot:

WF Wood Foot

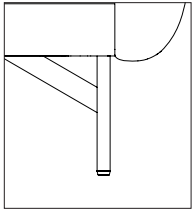
MAF - Maple Wood Foot

BAR	Barrel	MCH	Mocha
BRK	Brickdust	OBK	Outback
BUF	Buff	PIL	Pilsner
CSK	Cask	PIN	Pinnacle Walnut
CND	Cinder	RAV	Raven
CLY	Clay	RYE	Rye
EGR	Egret	SAB	Sable
FAW	Fawn	SAD	Saddle
FLX	Flax	SIE	Sienna
FLN	Flint	TRF	Truffle
FLO	Florence Walnut	UMB	Umber
LOF	Loft	VAL	Valley
MES	Mesa	WLH	Walnut Heights
MIN	Mineral		

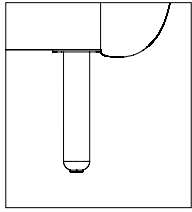
MF Metal Foot

ABZ	Aged Bronze
ASL	Arctic Silver
GLD	Gold
MBK	Matte Black
PEW	Pewter
SBZ	Soft Bronze
SNK	Soft Nickel

\* JSI's extended powdercoat program of bright colors is available, upon request. Contact Customer Service for a specific quote based on qty of units.



Metal  
(MF)



Wood  
(WF)

MPF - Maple Paint Wood Foot, add \$45 list upcharge

BKD	Backdrop	NVL	Novel Lilac
BFX	Black Fox	PPL	Patchwork Plum
BRV	Bravado Red	PGR	Pewter Green
BWH	Bright White	QAL	Queen Anne Lilac
BRF	Broccoflower	RPT	Redend Point
BTT	Butternut	ROS	Rose Tan
CCY	Canyon Clay	SAU	Saucy Gold
CHT	Chatroom	SVP	Silverplate
DEN	Denim	SKS	Skyline Steel
GAL	Gale Force	STM	Storm
GRV	Greek Villa	TRC	Tricorn Black
KGR	Kendal Green	UKH	Universal Khaki
NWH	Nonchalant White	WBL	Windy Blue

WAF - Walnut Wood Foot, add \$85 list upcharge

BRK	Brickdust	PIN	Pinnacle Walnut
CSK	Cask	SIE	Sienna
MES	Mesa	TRF	Truffle
MCH	Mocha	UMB	Umber

WOL - White Oak Wood Foot, add \$85 list upcharge

BAR	Barrel	LOF	Loft
BUF	Buff	MIN	Mineral
CSK	Cask	RAV	Raven
CND	Cinder	RYE	Rye
EGR	Egret	SAB	Sable
FAW	Fawn	SAD	Saddle
FLN	Flint	UMB	Umber

7a. Wood Leg Model:

MAL - Maple Wood Leg

BAR	Barrel	MCH	Mocha
BRK	Brickdust	OBK	Outback
BUF	Buff	PIL	Pilsner
CSK	Cask	PIN	Pinnacle Walnut
CND	Cinder	RAV	Raven
CLY	Clay	RYE	Rye
EGR	Egret	SAB	Sable
FAW	Fawn	SAD	Saddle
FLX	Flax	SIE	Sienna
FLN	Flint	TRF	Truffle
FLO	Florence Walnut	UMB	Umber
LOF	Loft	VAL	Valley
MES	Mesa	WLH	Walnut Heights
MIN	Mineral		

MPL - Maple Paint Wood Leg, add \$45 list upcharge

BKD	Backdrop	NVL	Novel Lilac
BFX	Black Fox	PPL	Patchwork Plum
BRV	Bravado Red	PGR	Pewter Green
BWH	Bright White	QAL	Queen Anne Lilac
BRF	Broccoflower	RPT	Redend Point
BTT	Butternut	ROS	Rose Tan
CCY	Canyon Clay	SAU	Saucy Gold
CHT	Chatroom	SVP	Silverplate
DEN	Denim	SKS	Skyline Steel
GAL	Gale Force	STM	Storm
GRV	Greek Villa	TRC	Tricorn Black
KGR	Kendal Green	UKH	Universal Khaki
NWH	Nonchalant White	WBL	Windy Blue

WAL - Walnut Wood Leg (upcharge applies)

BRK	Brickdust	PIN	Pinnacle Walnut
CSK	Cask	SIE	Sienna
MES	Mesa	TRF	Truffle
MCH	Mocha	UMB	Umber

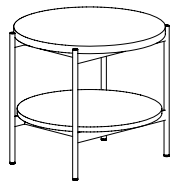
WOL - White Oak Wood Leg (upcharge applies)

BAR	Barrel	LOF	Loft
BUF	Buff	MIN	Mineral
CSK	Cask	RAV	Raven
CND	Cinder	RYE	Rye
EGR	Egret	SAB	Sable
FAW	Fawn	SAD	Saddle
FLN	Flint	UMB	Umber

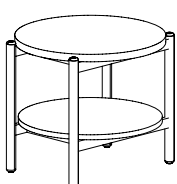
7b. Metal Leg/Metal Frame

ABZ	Aged Bronze	PEW	Pewter
ASL	Arctic Silver	SBZ	Soft Bronze
GLD	Gold	SNK	Soft Nickel
MBK	Matte Black		

\* JSI's extended powdercoat program of bright colors is available, upon request. Contact Customer Service for a specific quote based on qty of units.



Metal Leg

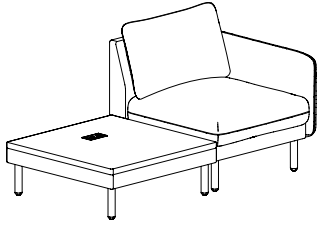


Wood Leg


## 8. Power:

Power can be specified on the top of worksurfaces integrated with seating units and also the wrap table. Power can not be specified on freestanding occasional tables. The Two Seat/2 Table unit can have power specified on either table or both tables. All other units specify power in a single location.

Power units can be specified in black or white, with the option of a coordinating cord or a graphite accent cord at an upcharge.



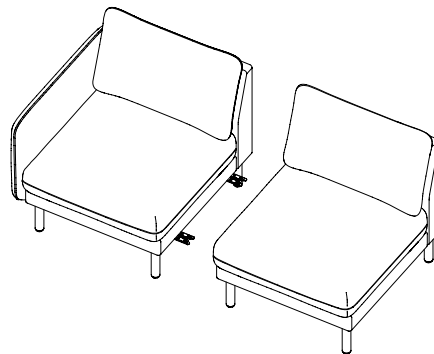
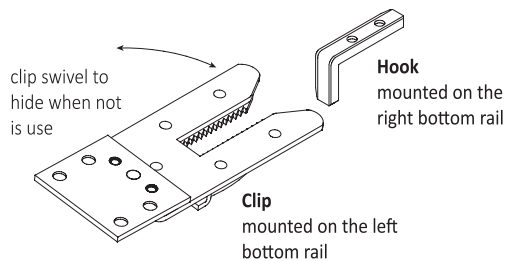
- NSP - No Surface Power
- YSP - Yes Surface Power
  - B - Black Power, add \$420 list upcharge
  - B - Black Cord
  - G - Graphite Cord, add an additional \$187 list upcharge
  - W - White Power, add \$420 list upcharge
  - W - White Cord
  - G - Graphite Cord, add an additional \$187 list upcharge



- NSP - No Surface Power
- LSP - Left Surface Power
  - B - Black Power, add \$420 list upcharge
  - B - Black Cord
  - G - Graphite Cord, add an additional \$187 list upcharge
  - W - White Power, add \$420 upcharge
  - W - White Cord
  - G - Graphite Cord, add an additional \$187 list upcharge
- RSP - Right Surface Power
  - B - Black Power, add \$420 list upcharge
  - B - Black Cord
  - G - Graphite Cord, add an additional \$187 list upcharge
  - W - White Power, add \$420 list upcharge
  - W - White Cord
  - G - Graphite Cord, add an additional \$187 list upcharge
- BSP - Both Surface Power
  - B - Black Power, add \$840 list upcharge
  - B - Black Cord
  - G - Graphite Cord, add an additional \$374 list upcharge
  - W - White Power, add \$840 list upcharge
  - W - White Cord
  - G - Graphite Cord, add an additional \$374 list upcharge

## 9. Ganging:


Modular units have the option to be ganged. Ganging brackets (GP-LINK) can also be ordered separately if the decision is made to gang at a later date. An Alligator Clip assembly is installed to connect lounge and linking drum tables. The clip is installed on the left bottom side rail and the hook is installed on the right bottom side rail. The bottom chair rails are bored to accept either the clip or hook for field re-configurations.



- NGB - No Ganging Bracket
- YGB - Yes Ganging Bracket, add \$50 list upcharge

Description + General Information

Single Seat



- arm pocket available - upholstery same as arm and requires additional yardage, see upcharges below per arm
- undermount power center available - order EC30 separately

Dimensions	D	W	H	Shipping	
Overall	33	35	32	Ctn Wt	82
Seat	22	26 ½	17 ½	Cu Ft	20
Arm			25 ¼		

	Single Upholstery	Frame Zone 1	Seat & Back Zone 2	Arm Zone 3	Pocket (per arm)
COM Ydg	7 ½	2	2 ¾	3	1
COL Sq Ft	150	40	55	60	18

Single Upholstery Specify: Model | Upholstery | Pocket | Foot Style

PLPF21														
	COM	COL	A	B	C	D	E	F	G	H	I	J	L1	L2
Single Uph	\$2,881	\$3,309	\$2,948	\$3,079	\$3,309	\$3,606	\$3,902	\$4,362	\$4,856	\$5,382	\$6,205	\$7,192	\$5,218	\$5,876

Multiple Upholstery Specify: Model | Frame Upholstery | Seat & Back Uph | Arm Uph | Pocket | Foot Style

PLPF21_M														
Base Price: \$2,881		To the Base Price, add the appropriate upcharges by grade, per zone												
	COM	COL	A	B	C	D	E	F	G	H	I	J	L1	L2
Frame - Zone 1	+ n/a	+\$115	+ \$18	+ \$53	+\$115	+\$194	+ \$273	+ \$395	+ \$527	+ \$667	+ \$887	+ \$1,150	+ \$624	+ \$799
Seat & Back - Zone 2	+ n/a	+\$157	+ \$25	+\$73	+\$157	+\$266	+ \$375	+ \$544	+ \$725	+ \$918	+ \$1,219	+ \$1,581	+ \$857	+ \$1,099
Arm - Zone 3	+ n/a	+\$172	+ \$27	+\$80	+\$172	+\$290	+ \$409	+ \$593	+ \$790	+ \$1,001	+ \$1,330	+ \$1,725	+ \$935	+ \$1,198

Optional Arm Pocket Available on both Single and Multiple Upholstery Units with Arm Pocket Upholstery matching the Arm.


Pocket Upcharge Pricing below represents upcharge for single arm pocket. For pockets on both arms, double the price.														
	COM	COL	A	B	C	D	E	F	G	H	I	J	L1	L2
No Leather Accent	\$131	\$188	\$140	\$158	\$188	\$228	\$267	\$329	\$395	\$465	\$574	\$706	\$443	\$531
With Leather Accent	\$174	\$231	\$183	\$200	\$231	\$271	\$310	\$371	\$437	\$507	\$617	\$749	\$485	\$573

Model	Upholstery	Pocket	Foot Style
	Grade Vendor Pattern Colorway	<b>NP</b> No Pocket <b>LP</b> Left Pocket <b>LPX</b> Right Pocket - No Accent <b>LPAR</b> Left Pocket with Brown Accent <b>LPAK</b> Left Pocket with Black Accent <b>RP</b> Right Pocket <b>RPX</b> Right Pocket - No Accent <b>RPAR</b> Right Pocket with Brown Accent <b>RPAK</b> Right Pocket with Black Accent <b>BP</b> Both Left & Right Pockets <b>BPX</b> Both Pockets - No Accent <b>BPAR</b> Both Pockets with Brown Accent <b>BPAK</b> Both Pockets with Black Accent  see pocket for pricing	<b>WF</b> Wood Foot See Poet Wood Foot Finishes  <b>MF</b> Metal Foot See Poet Metal Foot Finishes  <a href="#">see foot finish style for pricing</a>

C  
O  
K  
C  
0  
0  
2  
0  
5

## Description + General Information

### Two Seat



- arm pocket available - upholstery same as arm and requires additional yardage, see upcharges below per arm
- undermount power center available - order EC30 separately

Dimensions	D	W	H	Shipping	
Overall	33	62	32	Ctn Wt	129
Seat	22	53 ½	17 ½	Cu Ft	34
Arm			25 ¼		

	Single Upholstery	Frame Zone 1	Seat & Back Zone 2	Arm Zone 3	Pocket (per arm)
COM Ydg	11 ¾	3 ½	5 ½	3	1
COL Sq Ft	235	70	110	60	18

### Single Upholstery Specify: Model | Upholstery | Pocket | Foot Style

PLPF22														
	COM	COL	A	B	C	D	E	F	G	H	I	J	L1	L2
Single Uph	\$4,034	\$4,705	\$4,138	\$4,344	\$4,705	\$5,168	\$5,632	\$6,354	\$7,127	\$7,952	\$9,240	\$10,787	\$7,694	\$8,725

### Multiple Upholstery Specify: Model | Frame Upholstery | Seat & Back Uph | Arm Uph | Pocket | Foot Style

PLPF22_M														
Base Price: \$4,034		To the Base Price, add the appropriate upcharges by grade, per zone												
	COM	COL	A	B	C	D	E	F	G	H	I	J	L1	L2
Frame - Zone 1	+ n/a	+\$200	+ \$31	+ \$93	+\$200	+\$338	+ \$476	+ \$692	+ \$922	+ \$1,168	+ \$1,551	+ \$2,012	+ \$1,091	+ \$1,398
Seat & Back - Zone 2	+ n/a	+\$315	+ \$49	+\$146	+\$315	+\$531	+ \$748	+ \$1,086	+ \$1,448	+ \$1,834	+ \$2,437	+ \$3,161	+ \$1,714	+ \$2,196
Arm - Zone 3	+ n/a	+\$172	+ \$27	+\$80	+\$172	+\$290	+ \$408	+ \$593	+ \$790	+ \$1,001	+ \$1,330	+ \$1,725	+ \$935	+ \$1,198


### Optional Arm Pocket Available on both Single and Multiple Upholstery Units with Arm Pocket Upholstery matching the Arm.

Pocket Upcharge Pricing below represents upcharge for single arm pocket. For pockets on both arms, double the price.														
	COM	COL	A	B	C	D	E	F	G	H	I	J	L1	L2
No Leather Accent	\$131	\$188	\$140	\$158	\$188	\$228	\$267	\$329	\$395	\$465	\$574	\$706	\$443	\$531
With Leather Accent	\$174	\$231	\$183	\$200	\$231	\$271	\$310	\$371	\$437	\$507	\$617	\$749	\$485	\$573

Model	Upholstery	Pocket	Foot Style
	Grade Vendor Pattern Colorway	<b>NP</b> No Pocket <b>LP</b> Left Pocket <b>LPX</b> Right Pocket - No Accent <b>LPAR</b> Left Pocket with Brown Accent <b>LPAK</b> Left Pocket with Black Accent <b>RP</b> Right Pocket <b>RPX</b> Right Pocket - No Accent <b>RPAR</b> Right Pocket with Brown Accent <b>RPAK</b> Right Pocket with Black Accent <b>BP</b> Both Left & Right Pockets <b>BPX</b> Both Pockets - No Accent <b>BPAR</b> Both Pockets with Brown Accent <b>BPAK</b> Both Pockets with Black Accent  see pocket for pricing	<b>WF</b> Wood Foot See Poet Wood Foot Finishes  <b>MF</b> Metal Foot See Poet Metal Foot Finishes  <a href="#">see foot finish style for pricing</a>

Description + General Information

Three Seat



- arm pocket available - upholstery same as arm and requires additional yardage, see upcharges below per arm
- undermount power center available - order EC30 separately

Dimensions	D	W	H	Shipping	
Overall	33	89	32	Ctn Wt	174
Seat	22	80 ½	17 ½	Cu Ft	48
Arm			25 ¼		

	Single Upholstery	Frame Zone 1	Seat & Back Zone 2	Arm Zone 3	Pocket (per arm)
COM Ydg	16 ¼	5 ¼	8 ¼	3	1
COL Sq Ft	325	110	165	60	18

Single Upholstery Specify: Model | Upholstery | Pocket | Foot Style

PLPF23														
	COM	COL	A	B	C	D	E	F	G	H	I	J	L1	L2
Single Uph	\$5,320	\$6,247	\$5,463	\$5,748	\$6,247	\$6,888	\$7,530	\$8,528	\$9,597	\$10,738	\$12,520	\$14,658	\$10,381	\$11,807

Multiple Upholstery Specify: Model | Frame Upholstery | Seat & Back Uph | Arm Uph | Pocket | Foot Style

PLPF23_M														
Base Price: \$5,320	To the Base Price, add the appropriate upcharges by grade, per zone													
	COM	COL	A	B	C	D	E	F	G	H	I	J	L1	L2
Frame - Zone 1	+ n/a	+\$300	+\$47	+\$139	+\$300	+\$507	+\$714	+\$1,037	+\$1,382	+\$1,751	+\$2,327	+\$3,017	+\$1,636	+\$2,096
Seat & Back - Zone 2	+ n/a	+\$471	+\$73	+\$218	+\$471	+\$797	+\$1,122	+\$1,629	+\$2,172	+\$2,751	+\$3,656	+\$4,741	+\$2,570	+\$3,294
Arm - Zone 3	+ n/a	+\$172	+\$27	+\$80	+\$172	+\$290	+\$408	+\$593	+\$790	+\$1,001	+\$1,330	+\$1,724	+\$935	+\$1,198

Optional Arm Pocket Available on both Single and Multiple Upholstery Units with Arm Pocket Upholstery matching the Arm.


Pocket Upcharge Pricing below represents upcharge for single arm pocket. For pockets on both arms, double the price.														
	COM	COL	A	B	C	D	E	F	G	H	I	J	L1	L2
No Leather Accent	\$131	\$188	\$140	\$158	\$188	\$228	\$267	\$329	\$395	\$465	\$574	\$706	\$443	\$531
With Leather Accent	\$174	\$231	\$183	\$200	\$231	\$271	\$310	\$371	\$437	\$507	\$617	\$749	\$485	\$573

Model	Upholstery	Pocket	Foot Style
	Grade Vendor Pattern Colorway	<b>NP</b> No Pocket <b>LP</b> Left Pocket <b>LPX</b> Right Pocket - No Accent <b>LPAR</b> Left Pocket with Brown Accent <b>LPAK</b> Left Pocket with Black Accent <b>RP</b> Right Pocket <b>RPX</b> Right Pocket - No Accent <b>RPAR</b> Right Pocket with Brown Accent <b>RPAK</b> Right Pocket with Black Accent <b>BP</b> Both Left & Right Pockets <b>BPX</b> Both Pockets - No Accent <b>BPAR</b> Both Pockets with Brown Accent <b>BPAK</b> Both Pockets with Black Accent  see pocket for pricing	<b>WF</b> Wood Foot See Poet Wood Foot Finishes  <b>MF</b> Metal Foot See Poet Metal Foot Finishes  <a href="#">see foot finish style for pricing</a>

C  
O  
K  
C  
0  
0  
2  
0  
5

## Description + General Information

## Three Seat with Center Bench



- arm pocket available - upholstery same as arm and requires additional yardage, see upcharges below per arm
- undermount power center available - order EC30 separately

Dimensions	D	W	H	Shipping	
Overall	34	89	32	Ctn Wt	170
Seat	22 & 34	80 ½	17 ½	Cu Ft	50
Arm			25 ¼		

	Single Upholstery	Frame Zone 1	Seat & Back Zone 2	Arm Zone 3	Pocket (per arm)
COM Ydg	14 ½	4 ½	7 ¼	3	1
COL Sq Ft	290	85	145	60	18

## Single Upholstery Specify: Model | Upholstery | Pocket | Foot Style

## PLPF23B

	COM	COL	A	B	C	D	E	F	G	H	I	J	L1	L2
Single Uph	\$5,007	\$5,835	\$5,135	\$5,390	\$5,835	\$6,407	\$6,980	\$7,870	\$8,824	\$9,842	\$11,432	\$13,340	\$9,524	\$10,796

## Multiple Upholstery Specify: Model | Frame Upholstery | Seat &amp; Back Uph | Arm Uph | Pocket | Foot Style

## PLPF23B\_M

Base Price: \$5,007

To the Base Price, add the appropriate upcharges by grade, per zone

	COM	COL	A	B	C	D	E	F	G	H	I	J	L1	L2
Frame - Zone 1	+ n/a	+\$257	+\$40	+\$119	+\$257	+\$435	+\$613	+\$889	+\$1,185	+\$1,501	+\$1,994	+\$2,587	+\$1,402	+\$1,797
Seat & Back - Zone 2	+ n/a	+\$414	+\$64	+\$192	+\$414	+\$700	+\$987	+\$1,432	+\$1,909	+\$2,418	+\$3,213	+\$4,167	+\$2,259	+\$2,895
Arm - Zone 3	+ n/a	+\$172	+\$27	+\$80	+\$172	+\$290	+\$409	+\$593	+\$790	+\$1,001	+\$1,330	+\$1,725	+\$935	+\$1,198

## Optional Arm Pocket Available on both Single and Multiple Upholstery Units with Arm Pocket Upholstery matching the Arm.

## Pocket Upcharge


Pricing below represents upcharge for single arm pocket. For pockets on both arms, double the price.

	COM	COL	A	B	C	D	E	F	G	H	I	J	L1	L2
No Leather Accent	\$131	\$188	\$140	\$158	\$188	\$228	\$267	\$329	\$395	\$465	\$574	\$706	\$443	\$531
With Leather Accent	\$174	\$231	\$183	\$200	\$231	\$271	\$310	\$371	\$437	\$507	\$617	\$749	\$485	\$573

Model	Upholstery	Pocket	Foot Style
	Grade Vendor Pattern Colorway	<b>NP</b> No Pocket <b>LP</b> Left Pocket <b>LPX</b> Right Pocket - No Accent <b>LPAR</b> Left Pocket with Brown Accent <b>LPAK</b> Left Pocket with Black Accent <b>RP</b> Right Pocket <b>RPX</b> Right Pocket - No Accent <b>RPAR</b> Right Pocket with Brown Accent <b>RPAK</b> Right Pocket with Black Accent <b>BP</b> Both Left & Right Pockets <b>BPX</b> Both Pockets - No Accent <b>BPAR</b> Both Pockets with Brown Accent <b>BPAK</b> Both Pockets with Black Accent  see pocket for pricing	<b>WF</b> Wood Foot See Poet Wood Foot Finishes  <b>MF</b> Metal Foot See Poet Metal Foot Finishes  <a href="#">see foot finish style for pricing</a>

Description + General Information

Two Seat with Center Table



- arm pocket available - upholstery same as arm and requires additional yardage, see upcharges below per arm
- undermount power center available - order EC30 separately

Dimensions	D	W	H	Shipping	
Overall	33	89	32	Ctn Wt	170
Seat	22	26 ½ ea	17 ½	Cu Ft	48
Arm			25 ¼		

	Single Upholstery	Frame Zone 1	Seat & Back Zone 2	Arm Zone 3	Pocket (per arm)
COM Ydg	12 ¼	4 ¼	5 ¼	3	1
COL Sq Ft	245	85	105	60	18

Single Upholstery Specify: Model | Single Uph | Pocket | Top Surface | Foot Style | Power

PLPF22T														
	COM	COL	A	B	C	D	E	F	G	H	I	J	L1	L2
Single Uph/Lam	\$4,472	\$5,171	\$4,580	\$4,795	\$5,171	\$5,655	\$6,138	\$6,891	\$7,697	\$8,556	\$9,900	\$11,512	\$8,288	\$9,362
Single Uph/Essentials	\$4,805	\$5,504	\$4,913	\$5,128	\$5,504	\$5,988	\$6,471	\$7,224	\$8,030	\$8,889	\$10,233	\$11,845	\$8,621	\$9,695
Single Uph/Artisan	\$4,831	\$5,530	\$4,939	\$5,154	\$5,530	\$6,014	\$6,497	\$7,250	\$8,056	\$8,915	\$10,259	\$11,871	\$8,647	\$9,721
Single Uph/Solid Surf	\$6,269	\$6,968	\$6,377	\$6,592	\$6,968	\$7,452	\$7,935	\$8,688	\$9,494	\$10,353	\$11,697	\$13,309	\$10,085	\$11,159

Multiple Upholstery Specify: Model | Frame Upholstery | Seat & Back Uph | Arm Uph | Pocket | Top Surface | Foot Style | Power

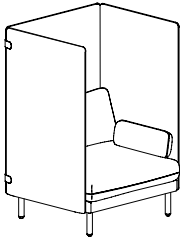
PLPF22T_M	Base Price Laminate: \$4,472							Base Price Essentials: \$4,805						
	Base Price Solid Surface: \$6,269							Base Price Artisan: \$4,831						
	To the Base Price, add the appropriate upcharges by grade, per zone													
		COM	COL	A	B	C	D	E	F	G	H	I	J	L1
Frame - Zone 1	+n/a	+ \$243	+ \$38	+ \$113	+ \$243	+ \$411	+ \$578	+ \$840	+ \$1,119	+ \$1,417	+ \$1,884	+ \$2,443	+ \$1,324	+ \$1,697
Seat & Back - Zone 2	+n/a	+ \$300	+ \$47	+ \$139	+ \$300	+ \$507	+ \$714	+ \$1,037	+ \$1,383	+ \$1,751	+ \$2,327	+ \$3,018	+ \$1,636	+ \$2,096
Arm - Zone 3	+n/a	+ \$172	+ \$27	+ \$80	+ \$172	+ \$290	+ \$408	+ \$593	+ \$790	+ \$1,001	+ \$1,330	+ \$1,725	+ \$935	+ \$1,198

Optional Arm Pocket Available on both Single and Multiple Upholstery Units with Arm Pocket Upholstery matching the Arm.

Pocket Upcharge Pricing below represents upcharge for single arm pocket. For pockets on both arms, double the price.														
	COM	COL	A	B	C	D	E	F	G	H	I	J	L1	L2
No Leather Accent	\$131	\$188	\$140	\$158	\$188	\$228	\$267	\$329	\$395	\$465	\$574	\$706	\$443	\$531
With Leather Accent	\$174	\$231	\$183	\$200	\$231	\$271	\$310	\$371	\$437	\$507	\$617	\$749	\$485	\$573

Model	Upholstery	Pocket	Top Surface	Foot Style	Power
	Grade Vendor Pattern Colorway	<b>NP</b> No Pocket <b>LP</b> Left Pocket <b>LPX</b> Right Pocket - No Accent <b>LPAR</b> Left Pocket with Brown Accent <b>LPAR</b> Left Pocket with Black Accent <b>RP</b> Right Pocket <b>RPX</b> Right Pocket - No Accent <b>RPAR</b> Right Pocket with Brown Accent <b>RPAR</b> Right Pocket with Black Accent <b>BP</b> Both Left & Right Pocket <b>BPX</b> Both Pockets - No Accent <b>BPAR</b> Both Pockets with Brown Accent <b>BPAR</b> Both Pockets with Black Accent	<b>T Laminate</b> See Poet Laminate Finishes <b>V Veneer</b> See Poet Veneer Finishes <b>S Solid Surface</b> See Poet Solid Surface Finishes <a href="#">see top surface for pricing</a>	<b>WF</b> Wood Foot See Poet Wood Foot Finishes  <b>MF</b> Metal Foot See Poet Metal Foot Finishes  <a href="#">see foot finish style for pricing</a>	<b>NSP</b> No Surface Power <b>YSP</b> Surface Power (EC31) - add \$420 <b>B Black Power Unit</b> <b>B</b> Black Cord <b>G</b> Graphite Cord - add \$187 <b>W White Power Unit</b> <b>G</b> Graphite Cord - add \$187

## Description + General Information

Single Seat with Privacy Surround -  
Bolster

left shown

- leather not available on surround frame
- undermount power center available - order EC30 separately

Dimensions	D	W	H	Shipping	
Overall	34	37 ½	54	Ctn Wt	161
Seat	22	33	17 ½	Cu Ft	26

	Single Upholstery	Frame Zone 1	Seat & Back Zone 2	Bolster Zone 3
COM Ydg	12 ¾	8 ¾	3 ¾	¾
COL Sq Ft	80*	158	65	14

\*seat/back/bolster only

## Single Upholstery Specify: Model | Upholstery | Strap Accent | Foot Style

PLPFS31-PR  
PLPFS31-PL

	COM	COL	A	B	C	D	E	F	G	H	I	J	L1	L2
Single Uph	\$5,209	n/a	\$5,321	\$5,545	\$5,936	\$6,440	\$6,943	\$7,726	\$8,565	\$9,460	\$10,858	\$12,536	n/a	n/a

## Multiple Upholstery Specify: Model | Frame Upholstery | Seat &amp; Back Uph | Bolster Uph | Strap Accent | Foot Style

PLPFS31-PR\_M  
PLPFS31-PL\_M

Base Price: \$5,209

To the Base Price, add the appropriate upcharges by grade, per zone

	COM	COL	A	B	C	D	E	F	G	H	I	J	L1	L2
Frame - Zone 1	+n/a	+ n/a	+ \$77	+ \$231	+ \$499	+ \$845	+ \$1,190	+ \$1,728	+ \$2,304	+ \$2,918	+ \$3,877	+ \$5,029	+ n/a	+ n/a
Seat & Back - Zone 2	+n/a	+ \$200	+ \$31	+ \$93	+ \$200	+ \$338	+ \$476	+ \$691	+ \$922	+ \$1,167	+ \$1,551	+ \$2,012	+ \$1,091	+ \$1,398
Bolster - Zone 3	+n/a	+ \$43	+ \$7	+ \$20	+ \$43	+ \$73	+ \$102	+ \$149	+ \$198	+ \$251	+ \$333	+ \$431	+ \$234	+ \$300

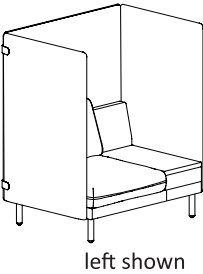
Model	Upholstery	Strap Accent	Foot Style
	Grade Vendor Pattern Colorway	FA Fabric Accent LA Leather Accent - add \$105 BRO Brown BLK Black	WF Wood Foot See Poet Wood Foot Finishes  MF Metal Foot See Poet Metal Foot Finishes  <a href="#">see foot finish style for pricing</a>



Description + General Information

Single Seat with Privacy Surround - Table

- leather not available on surround frame
- undermount power center available - order EC30 separately



Dimensions	D	W	H	Shipping	
Overall	34	51 ½	54	Ctn Wt	181
Seat	22	26 ½	17 ½	Cu Ft	31

	Single Upholstery	Frame Zone 1	Seat & Back Zone 2
COM Ydg	13 ¼	9 ¾	3 ¾
COL Sq Ft	65*	n/a	70

\*seat/back only

Single Upholstery Specify: Model | Upholstery | Strap Accent | Top Surface | Foot Style

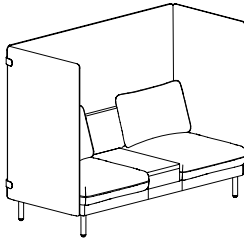
PLPFS31-TR PLPFS31-TL														
	COM	COL	A	B	C	D	E	F	G	H	I	J	L1	L2
Single Uph/Lam	\$5,532	n/a	\$5,649	\$5,881	\$6,288	\$6,811	\$7,335	\$8,148	\$9,020	\$9,950	\$11,403	\$13,147	n/a	n/a
Single Uph/Essentials	\$5,813	n/a	\$5,930	\$6,162	\$6,569	\$7,092	\$7,616	\$8,429	\$9,301	\$10,231	\$11,684	\$13,428	n/a	n/a
Single Uph/Artisan	\$5,825	n/a	\$5,942	\$6,174	\$6,581	\$7,104	\$7,628	\$8,441	\$9,313	\$10,243	\$11,696	\$13,440	n/a	n/a
Single Uph/Solid Surf	\$6,506	n/a	\$6,623	\$6,855	\$7,262	\$7,785	\$8,309	\$9,122	\$9,994	\$10,924	\$12,377	\$14,121	n/a	n/a

Multiple Upholstery Specify: Model | Frame Upholstery | Seat & Back Uph | Strap Accent | Top Surface | Foot Style

PLPFS31-TR_M PLPFS31-TL_M	Base Price Laminate: \$5,532							Base Price Essentials: \$5,813						
	Base Price Solid Surface: \$6,506							Base Price Artisan: \$5,825						
	To the Base Price, add the appropriate upcharges by grade, per zone													
	COM	COL	A	B	C	D	E	F	G	H	I	J	L1	L2
Frame - Zone 1	+n/a	+ n/a	+ \$87	+ \$257	+ \$557	+ \$942	+ \$1,327	+ \$1,925	+ \$2,567	+ \$3,251	+ \$4,321	+ \$5,604	n/a	n/a
Seat & Back - Zone 2	+n/a	+ \$214	+ \$34	+ \$99	+ \$214	+ \$362	+ \$511	+ \$741	+ \$988	+ \$1,251	+ \$1,662	+ \$2,156	+ \$1,169	+ \$1,498

Model	Upholstery	Strap Accent	Top Surface	Foot Style
	Grade Vendor Pattern Colorway	FA Fabric Accent LA Leather Accent - add \$105 BRO Brown BLK Black	T Laminate See Poet Laminate Finishes V Veneer See Poet Veneer Finishes S Solid Surface See Poet Solid Surface Finishes <a href="#">see top surface for pricing</a>	WF Wood Foot See Poet Wood Foot Finishes  MF Metal Foot See Poet Metal Foot Finishes  <a href="#">see foot finish style for pricing</a>

## Description + General Information

Two Seat with Privacy Surround -  
Table

- leather not available on surround frame
- undermount power center available - order EC30 separately

Dimensions	D	W	H	Shipping	
Overall	34	78 ½	54	Ctn Wt	206
Seat	22	26 ½	17 ½	Cu Ft	51

	Single Upholstery	Frame Zone 1	Seat & Back Zone 2
COM Ydg	18 ¼	12 ¼	6 ¼
COL Sq Ft	115*	n/a	120

\*seat/back only

## Single Upholstery Specify: Model | Upholstery | Strap Accent | Top Surface | Foot Style | Power

## PLPFS32-T

	COM	COL	A	B	C	D	E	F	G	H	I	J	L1	L2
Single Uph/Lam	\$6,968	n/a	\$7,129	\$7,450	\$8,010	\$8,731	\$9,451	\$10,572	\$11,773	\$13,054	\$15,055	\$17,457	n/a	n/a
Single Uph/Essentials	\$7,249	n/a	\$7,410	\$7,731	\$8,291	\$9,012	\$9,732	\$10,853	\$12,054	\$13,335	\$15,336	\$17,738	n/a	n/a
Single Uph/Artisan	\$7,261	n/a	\$7,422	\$7,743	\$8,303	\$9,024	\$9,744	\$10,865	\$12,066	\$13,347	\$15,348	\$17,750	n/a	n/a
Single Uph/Solid Surf	\$7,942	n/a	\$8,103	\$8,424	\$8,984	\$9,705	\$10,425	\$11,546	\$12,747	\$14,028	\$16,029	\$18,431	n/a	n/a

## Multiple Upholstery Specify: Model | Frame Uph | Seat &amp; Back Uph | Strap Accent | Top Surface | Foot Style | Power

## PLPFS32-T\_M

Base Price Laminate: \$6,968

Base Price Essentials: \$7,249

Base Price Solid Surface: \$7,942

Base Price Artisan: \$7,261

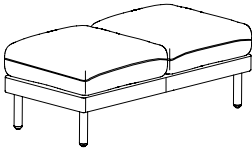
To the Base Price, add the appropriate upcharges by grade, per zone

	COM	COL	A	B	C	D	E	F	G	H	I	J	L1	L2
Frame - Zone 1	+n/a	+ n/a	+ \$109	+ \$324	+ \$700	+ \$1,184	+ \$1,667	+ \$2,420	+ \$3,226	+ \$4,086	+ \$5,429	+ \$7,041	n/a	n/a
Seat & Back - Zone 2	+n/a	+ \$357	+ \$56	+ \$166	+ \$357	+ \$604	+ \$851	+ \$1,235	+ \$1,646	+ \$2,085	+ \$2,770	+ \$3,593	+ \$1,947	+ \$2,496

Model	Upholstery	Strap Accent	Top Surface	Foot Style	Power
	Grade Vendor Pattern Colorway	FA Fabric Accent LA Leather Accent - add \$105 BRO Brown BLK Black	T Laminate See Poet Laminate Finishes V Veneer See Poet Veneer Finishes S Solid Surface See Poet Solid Surface Finishes <a href="#">see top surface for pricing</a>	WF Wood Foot See Poet Wood Foot Finishes MF Metal Foot See Poet Metal Foot Finishes <a href="#">see foot finish style for pricing</a>	NSP No Surface Power YSP Surface Power (EC31) - add \$420 B Black Power Unit B Black Cord G Graphite Cord - add \$187 W White Power Unit G Graphite Cord - add \$187

Description + General Information

Two Seat Bench



- nylon glides (NYG) standard or metal glides (MTL) optional
- undermount power center available - order EC30 separately

Dimensions	D	W	H	Shipping	
Overall	23 ¾	43 ¾	17 ½	Ctn Wt	60
Seat	23 ¾	43 ¾	17 ½	Cu Ft	8

	Single Upholstery	Frame Zone 1	Seat & Back Zone 2
COM Ydg	3 ¼	¾	2 ¾
COL Sq Ft	59	15	55

Single Upholstery Specify: Model | Upholstery | Foot Style

PLPFB02														
	COM	COL	A	B	C	D	E	F	G	H	I	J	L1	L2
Single Uph	\$2,015	\$2,200	\$2,043	\$2,100	\$2,200	\$2,328	\$2,457	\$2,656	\$2,870	\$3,098	\$3,455	\$3,882	\$3,027	\$3,312

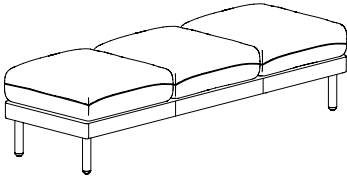
Multiple Upholstery Specify: Model | Frame Upholstery | Seat & Back Uph | Foot Style

PLPFB02_M														
Base Price: \$2,015		To the Base Price, add the appropriate upcharges by grade, per zone												
	COM	COL	A	B	C	D	E	F	G	H	I	J	L1	L2
Frame - Zone 1	+ n/a	+\$43	+\$7	+\$20	+\$43	+\$73	+\$102	+\$148	+\$198	+\$250	+\$333	+\$431	+\$234	+\$300
Seat - Zone 2	+ n/a	+\$157	+\$24	+\$72	+\$157	+\$265	+\$374	+\$543	+\$724	+\$917	+\$1,219	+\$1,580	+\$857	+\$1,098

Model	Upholstery	Foot Style
	Grade Vendor Pattern Colorway	<b>WF</b> Wood Foot See Poet Wood Foot Finishes  <b>MF</b> Metal Foot See Poet Metal Foot Finishes  <a href="#">see foot finish style for pricing</a>

## Description + General Information

## Three Bench Seat



- nylon glides (NYG) standard or metal glides (MTL) optional
- undermount power center available - order EC30 separately

Dimensions	D	W	H	Shipping	
Overall	23 ¾	65 ½	17 ½	Ctn Wt	86
Seat	23 ¾	65 ½	17 ½	Cu Ft	12

	Single Upholstery	Frame Zone 1	Seat Zone 2
COM Ydg	4 ½	1	3 ¾
COL Sq Ft	81	15	75

## Single Upholstery Specify: Model | Upholstery | Foot Style

## PLPFB03

	COM	COL	A	B	C	D	E	F	G	H	I	J	L1	L2
Single Uph	\$2,721	\$2,978	\$2,760	\$2,839	\$2,978	\$3,155	\$3,333	\$3,609	\$3,905	\$4,221	\$4,715	\$5,307	\$4,123	\$4,517

## Multiple Upholstery Specify: Model | Frame Upholstery | Seat &amp; Back Uph | Foot Style

## PLPFB03\_M

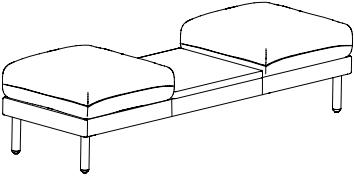
Base Price: \$2,721	To the Base Price, add the appropriate upcharges by grade, per zone													
	COM	COL	A	B	C	D	E	F	G	H	I	J	L1	L2
Frame - Zone 1	+ n/a	+\$58	+\$9	+\$27	+\$58	+\$97	+\$136	+\$198	+\$264	+\$334	+\$444	+\$575	+\$312	+\$400
Seat - Zone 2	+ n/a	+\$215	+\$33	+\$99	+\$215	+\$362	+\$510	+\$740	+\$987	+\$1,250	+\$1,662	+\$2,155	+\$1,169	+\$1,497

Model	Upholstery	Foot Style
	Grade Vendor Pattern Colorway	<b>WF</b> Wood Foot See Poet Wood Foot Finishes  <b>MF</b> Metal Foot See Poet Metal Foot Finishes  <a href="#">see foot finish style for pricing</a>

Description + General Information

Two Seat Bench - Table

- undermount power center available - order EC30 separately



Dimensions	D	W	H	Shipping	
Overall	23 ¾	65 ½	17 ½	Ctn Wt	86
Seat	23 ¾	22 ea	17 ½	Cu Ft	12

	Single Upholstery	Frame Zone 1	Seat Zone 2
COM Ydg	3 ½	¾	3
COL Sq Ft	63	15	60

Single Upholstery Specify: Model | Single Uph | Top Surface | Foot Style | Power

PLPFB02T														
	COM	COL	A	B	C	D	E	F	G	H	I	J	L1	L2
Single Uph/Lam	\$2,333	\$2,532	\$2,363	\$2,425	\$2,532	\$2,670	\$2,809	\$3,024	\$3,254	\$3,500	\$3,883	\$4,344	\$3,423	\$3,730
Single Uph/Essentials	\$2,620	\$2,819	\$2,650	\$2,712	\$2,819	\$2,957	\$3,096	\$3,311	\$3,541	\$3,787	\$4,170	\$4,631	\$3,710	\$4,017
Single Uph/Artisan	\$2,635	\$2,834	\$2,665	\$2,727	\$2,834	\$2,972	\$3,111	\$3,326	\$3,556	\$3,802	\$4,185	\$4,646	\$3,725	\$4,032
Single Uph/Solid Surf	\$3,649	\$3,848	\$3,679	\$3,741	\$3,848	\$3,986	\$4,125	\$4,340	\$4,570	\$4,816	\$5,199	\$5,660	\$4,739	\$5,046

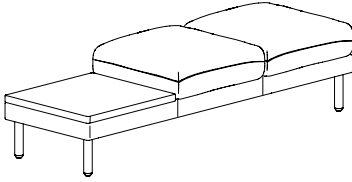
Multiple Upholstery Specify: Model | Frame Uph | Seat & Back Uph | Top Surface | Foot Style | Power

PLPFB02T_M	Base Price Laminate: \$2,333							Base Price Essentials: \$2,620						
	Base Price Solid Surface: \$3,649							Base Price Artisan: \$2,635						
	To the Base Price, add the appropriate upcharges by grade, per zone													
		COM	COL	A	B	C	D	E	F	G	H	I	J	L1
Frame - Zone 1	+n/a	+ \$43	+ \$7	+ \$20	+ \$43	+ \$73	+ \$102	+ \$149	+ \$198	+ \$251	+ \$333	+ \$431	+ \$234	+ \$300
Seat - Zone 2	+n/a	+ \$171	+ \$26	+ \$79	+ \$171	+ \$289	+ \$408	+ \$593	+ \$790	+ \$1,001	+ \$1,329	+ \$1,724	+ \$935	+ \$1,198

Model	Upholstery	Top Surface	Foot Style	Power
	Grade Vendor Pattern Colorway	<b>T Laminate</b> See Poet Laminate Finishes <b>V Veneer</b> See Poet Veneer Finishes <b>S Solid Surface</b> See Poet Solid Surface Finishes <a href="#">see top surface for pricing</a>	<b>WF Wood Foot</b> See Poet Wood Foot Finishes <b>MF Metal Foot</b> See Poet Metal Foot Finishes <a href="#">see foot finish style for pricing</a>	<b>NSP</b> No Surface Power <b>YSP Surface Power (EC31)</b> - add \$420 <b>B Black Power Unit</b> B Black Cord G Graphite Cord - add \$187 <b>W White Power Unit</b> G Graphite Cord - add \$187

## Description + General Information

## Two Seat Bench - Table



left shown

- undermount power center available - order EC30 separately

Dimensions	D	W	H	Shipping	
Overall	23 ¾	65 ½	17 ½	Ctn Wt	86
Seat	23 ¾	43 ¾	17 ½	Cu Ft	12

	Single Upholstery	Frame Zone 1	Seat Zone 2
COM Ydg	3 ½	¾	3
COL Sq Ft	63	15	60

## Single Upholstery Specify: Model | Single Uph | Top Surface | Foot Style | Power

PLPFB02T-R  
PLPFB02T-L

	COM	COL	A	B	C	D	E	F	G	H	I	J	L1	L2
Single Uph/Lam	\$2,333	\$2,532	\$2,363	\$2,425	\$2,532	\$2,670	\$2,809	\$3,024	\$3,254	\$3,500	\$3,883	\$4,344	\$3,423	\$3,730
Single Uph/Essentials	\$2,620	\$2,819	\$2,650	\$2,712	\$2,819	\$2,957	\$3,096	\$3,311	\$3,541	\$3,787	\$4,170	\$4,631	\$3,710	\$4,017
Single Uph/Artisan	\$2,635	\$2,834	\$2,665	\$2,727	\$2,834	\$2,972	\$3,111	\$3,326	\$3,556	\$3,802	\$4,185	\$4,646	\$3,725	\$4,032
Single Uph/Solid Surf	\$3,649	\$3,848	\$3,679	\$3,741	\$3,848	\$3,986	\$4,125	\$4,340	\$4,570	\$4,816	\$5,199	\$5,660	\$4,739	\$5,046

## Multiple Upholstery Specify: Model | Frame Uph | Seat &amp; Back Uph | Top Surface | Foot Style | Power

PLPFB02T-R\_M  
PLPFB02T-L\_M

Base Price Laminate: \$2,333

Base Price Essentials: \$2,620

Base Price Solid Surface: \$3,649

Base Price Artisan: \$2,635


To the Base Price, add the appropriate upcharges by grade, per zone

	COM	COL	A	B	C	D	E	F	G	H	I	J	L1	L2
Frame - Zone 1	+n/a	+\$43	+\$7	+\$20	+\$43	+\$73	+\$102	+\$149	+\$198	+\$251	+\$333	+\$431	+\$234	+\$300
Seat - Zone 2	+n/a	+\$171	+\$26	+\$79	+\$171	+\$289	+\$408	+\$593	+\$790	+\$1,001	+\$1,329	+\$1,724	+\$935	+\$1,198

Model	Upholstery	Top Surface	Foot Style	Power
	Grade Vendor Pattern Colorway	<b>T Laminate</b> See Poet Laminate Finishes <b>V Veneer</b> See Poet Veneer Finishes <b>S Solid Surface</b> See Poet Solid Surface Finishes <a href="#">see top surface for pricing</a>	<b>WF Wood Foot</b> See Poet Wood Foot Finishes <b>MF Metal Foot</b> See Poet Metal Foot Finishes <a href="#">see foot finish style for pricing</a>	<b>NSP</b> No Surface Power <b>YSP</b> Surface Power (EC31) - add \$420 <b>B Black Power Unit</b> B Black Cord G Graphite Cord - add \$187 <b>W White Power Unit</b> G Graphite Cord - add \$187

Description + General Information

Single Seat with Arm



- arm pocket available - upholstery same as arm and requires additional yardage, see upcharges below per arm
- undermount power center available - order EC30 separately

Dimensions	D	W	H	Shipping	
Overall	33	31	32	Ctn Wt	68
Seat	22	26 ½	17 ½	Cu Ft	18
Arm			25 ¼		

	Single Upholstery	Frame Zone 1	Seat & Back Zone 2	Arm Zone 3	Pocket (per arm)
COM Ydg	6	2	2 ¾	1 ½	1
COL Sq Ft	120	40	55	30	18

Single Upholstery Specify: Model | Upholstery | Pocket | Foot Style | Ganging

PLPM11-R PLPM11-L														
	COM	COL	A	B	C	D	E	F	G	H	I	J	L1	L2
Single Uph	\$2,508	\$2,850	\$2,561	\$2,666	\$2,850	\$3,087	\$3,324	\$3,692	\$4,087	\$4,508	\$5,166	\$5,956	\$4,377	\$4,903

Multiple Upholstery Specify: Model | Frame Upholstery | Seat & Back Uph | Arm Uph | Pocket | Foot Style | Ganging

PLPM11-R_M PLPM11-L_M														
Base Price: \$2,508	To the Base Price, add the appropriate upcharges by grade, per zone													
	COM	COL	A	B	C	D	E	F	G	H	I	J	L1	L2
Frame - Zone 1	+ n/a	+\$114	+\$18	+\$53	+\$114	+\$193	+\$272	+\$395	+\$527	+\$667	+\$886	+\$1,150	+\$623	+\$799
Seat & Back - Zone 2	+ n/a	+\$157	+\$25	+\$73	+\$157	+\$266	+\$374	+\$543	+\$724	+\$917	+\$1,219	+\$1,581	+\$857	+\$1,098
Arm - Zone 3	+ n/a	+\$86	+\$14	+\$40	+\$86	+\$145	+\$204	+\$296	+\$395	+\$500	+\$665	+\$862	+\$468	+\$599

Optional Arm Pocket Available on both Single and Multiple Upholstery Units with Arm Pocket Upholstery matching the Arm.


Pocket Upcharge Pricing below represents upcharge for single arm pocket. For pockets on both arms, double the price.														
	COM	COL	A	B	C	D	E	F	G	H	I	J	L1	L2
No Leather Accent	\$131	\$188	\$140	\$158	\$188	\$228	\$267	\$329	\$395	\$465	\$574	\$706	\$443	\$531
With Leather Accent	\$174	\$231	\$183	\$200	\$231	\$271	\$310	\$371	\$437	\$507	\$617	\$749	\$485	\$573

Model	Upholstery	Pocket	Foot Style	Ganging
	Grade Vendor Pattern Colorway	<b>NP</b> No Pocket <b>RP</b> Right Pocket <b>RPX</b> Right Pocket - No Accent <b>RPAR</b> Right Pocket with Brown Accent <b>RPAK</b> Right Pocket with Black Accent <b>LP</b> Left Pocket <b>LPX</b> Left Pocket - No Accent <b>LPAR</b> Left Pocket with Brown Accent <b>LPAK</b> Left Pocket with Black Accent  see pocket for pricing	<b>WF</b> Wood Foot See Poet Wood Foot Finishes  <b>MF</b> Metal Foot See Poet Metal Foot Finishes  <a href="#">see foot finish style for pricing</a>	<b>NGB</b> No Ganging Brackets <b>YGV</b> Ganging Bracket - add \$50

C  
O  
K  
C  
0  
0  
2  
0  
5

## Description + General Information

## Two Seat with Arm



left shown

- arm pocket available - upholstery same as arm and requires additional yardage, see upcharges below per arm
- undermount power center available - order EC30 separately

Dimensions	D	W	H	Shipping	
Overall	33	58	32	Ctn Wt	115
Seat	22	53 ½	17 ½	Cu Ft	32
Arm			25 ½		

	Single Upholstery	Frame Zone 1	Seat & Back Zone 2	Arm Zone 3	Pocket (per arm)
COM Ydg	10 ½	3 ¾	5 ½	1 ½	1
COL Sq Ft	210	70	110	30	18

## Single Upholstery Specify: Model | Upholstery | Pocket | Foot Style | Ganging

PLPM12-R  
PLPM12-L

	COM	COL	A	B	C	D	E	F	G	H	I	J	L1	L2
Single Uph	\$3,735	\$4,334	\$3,827	\$4,011	\$4,334	\$4,748	\$5,163	\$5,808	\$6,499	\$7,236	\$8,387	\$9,769	\$7,005	\$7,926

## Multiple Upholstery Specify: Model | Frame Upholstery | Seat &amp; Back Uph | Arm Uph | Pocket | Foot Style | Ganging

PLPM12-R\_M  
PLPM12-L\_M

Base Price: \$3,735	To the Base Price, add the appropriate upcharges by grade, per zone													
	COM	COL	A	B	C	D	E	F	G	H	I	J	L1	L2
Frame - Zone 1	+ n/a	+\$214	+ \$33	+ \$99	+\$214	+\$362	+ \$510	+ \$741	+ \$988	+ \$1,251	+ \$1,662	+ \$2,155	+ \$1,168	+ \$1,497
Seat & Back - Zone 2	+ n/a	+\$314	+ \$49	+\$145	+\$314	+\$531	+ \$748	+ \$1,086	+ \$1,448	+ \$1,834	+ \$2,437	+ \$3,161	+ \$1,713	+ \$2,196
Arm - Zone 3	+ n/a	+\$86	+ \$14	+\$40	+\$86	+\$145	+ \$204	+ \$297	+ \$395	+ \$501	+ \$665	+ \$862	+ \$468	+ \$599

## Optional Arm Pocket Available on both Single and Multiple Upholstery Units with Arm Pocket Upholstery matching the Arm.

## Pocket Upcharge

Pricing below represents upcharge for single arm pocket. For pockets on both arms, double the price.


	COM	COL	A	B	C	D	E	F	G	H	I	J	L1	L2
No Leather Accent	\$131	\$188	\$140	\$158	\$188	\$228	\$267	\$329	\$395	\$465	\$574	\$706	\$443	\$531
With Leather Accent	\$174	\$231	\$183	\$200	\$231	\$271	\$310	\$371	\$437	\$507	\$617	\$749	\$485	\$573

Model	Upholstery	Pocket	Foot Style	Ganging
	Grade Vendor Pattern Colorway	<b>NP</b> No Pocket <b>RP</b> Right Pocket <b>RPX</b> Right Pocket - No Accent <b>RPAR</b> Right Pocket with Brown Accent <b>RPAK</b> Right Pocket with Black Accent <b>LP</b> Left Pocket <b>LPX</b> Left Pocket - No Accent <b>LPAR</b> Left Pocket with Brown Accent <b>LPAK</b> Left Pocket with Black Accent  see pocket for pricing	<b>WF</b> Wood Foot See Poet Wood Foot Finishes  <b>MF</b> Metal Foot See Poet Metal Foot Finishes  <a href="#">see foot finish style for pricing</a>	<b>NGB</b> No Ganging Brackets <b>YGV</b> Ganging Bracket - add \$50



Description + General Information

Three Seat with Arm



- arm pocket available - upholstery same as arm and requires additional yardage, see upcharges below per arm
- undermount power center available - order EC30 separately

Dimensions	D	W	H	Shipping	
Overall	33	85	32	Ctn Wt	160
Seat	22	80 ½	17 ½	Cu Ft	46
Arm			25 ¼		

	Single Upholstery	Frame Zone 1	Seat & Back Zone 2	Arm Zone 3	Pocket (per arm)
COM Ydg	14 ¾	5 ½	8	1 ½	1
COL Sq Ft	295	110	160	30	18

Single Upholstery Specify: Model | Upholstery | Pocket | Foot Style | Ganging

PLPM13-R PLPM13-L														
	COM	COL	A	B	C	D	E	F	G	H	I	J	L1	L2
Single Uph	\$5,085	\$5,927	\$5,215	\$5,474	\$5,927	\$6,509	\$7,092	\$7,997	\$8,968	\$10,003	\$11,621	\$13,562	\$9,680	\$10,974

Multiple Upholstery Specify: Model | Frame Upholstery | Seat & Back Uph | Arm Uph | Pocket | Foot Style | Ganging

PLPM13-R_M PLPM13-L_M														
Base Price: \$5,085	To the Base Price, add the appropriate upcharges by grade, per zone													
	COM	COL	A	B	C	D	E	F	G	H	I	J	L1	L2
Frame - Zone 1	+ n/a	+\$314	+\$49	+\$146	+\$314	+\$531	+\$749	+\$1,086	+\$1,448	+\$1,834	+\$2,438	+\$3,161	+\$1,714	+\$2,196
Seat & Back - Zone 2	+ n/a	+\$457	+\$71	+\$211	+\$457	+\$773	+\$1,089	+\$1,580	+\$2,107	+\$2,668	+\$3,545	+\$4,598	+\$2,493	+\$3,195
Arm - Zone 3	+ n/a	+\$86	+\$14	+\$40	+\$86	+\$145	+\$205	+\$297	+\$395	+\$501	+\$665	+\$863	+\$468	+\$599

Optional Arm Pocket Available on both Single and Multiple Upholstery Units with Arm Pocket Upholstery matching the Arm.


Pocket Upcharge Pricing below represents upcharge for single arm pocket. For pockets on both arms, double the price.														
	COM	COL	A	B	C	D	E	F	G	H	I	J	L1	L2
No Leather Accent	\$131	\$188	\$140	\$158	\$188	\$228	\$267	\$329	\$395	\$465	\$574	\$706	\$443	\$531
With Leather Accent	\$174	\$231	\$183	\$200	\$231	\$271	\$310	\$371	\$437	\$507	\$617	\$749	\$485	\$573

Model	Upholstery	Pocket	Foot Style	Ganging
	Grade Vendor Pattern Colorway	<b>NP</b> No Pocket <b>RP</b> Right Pocket <b>RPX</b> Right Pocket - No Accent <b>RPAR</b> Right Pocket with Brown Accent <b>RPAK</b> Right Pocket with Black Accent <b>LP</b> Left Pocket <b>LPX</b> Left Pocket - No Accent <b>LPAR</b> Left Pocket with Brown Accent <b>LPAK</b> Left Pocket with Black Accent  see pocket for pricing	<b>WF</b> Wood Foot See Poet Wood Foot Finishes  <b>MF</b> Metal Foot See Poet Metal Foot Finishes  <a href="#">see foot finish style for pricing</a>	<b>NGB</b> No Ganging Brackets <b>YGV</b> Ganging Bracket - add \$50

C  
O  
K  
C  
0  
0  
2  
0  
5

## Description + General Information

## Two Seat with Peninsula Arm



left shown

- arm pocket available - upholstery same as arm and requires additional yardage, see upcharges below per arm
- undermount power center available - order EC30 separately

Dimensions	D	W	H	Shipping	
Overall	34	58	32	Ctn Wt	111
Seat	22 & 34	53 ½	17 ½	Cu Ft	33
Arm			25 ¼		

	Single Upholstery	Frame Zone 1	Seat & Back Zone 2	Arm Zone 3	Pocket (per arm)
COM Ydg	8 ½	2 ¼	5	1 ½	1
COL Sq Ft	170	45	100	30	18

## Single Upholstery Specify: Model | Upholstery | Pocket | Foot Style | Ganging

PLPMP12B-R  
PLPMP12B-L

	COM	COL	A	B	C	D	E	F	G	H	I	J	L1	L2
Single Uph	\$3,433	\$3,918	\$3,508	\$3,657	\$3,918	\$4,253	\$4,589	\$5,111	\$5,670	\$6,267	\$7,199	\$8,318	\$6,080	\$6,826

## Multiple Upholstery Specify: Model | Frame Upholstery | Seat &amp; Back Uph | Arm Uph | Pocket | Foot Style | Ganging

PLPMP12B-R\_M  
PLPMP12B-L\_M

Base Price: \$3,433 To the Base Price, add the appropriate upcharges by grade, per zone

	COM	COL	A	B	C	D	E	F	G	H	I	J	L1	L2
Frame - Zone 1	+ n/a	+\$129	+ \$20	+ \$60	+\$129	+\$218	+ \$306	+ \$445	+ \$593	+ \$751	+ \$997	+ \$1,294	+ \$701	+ \$899
Seat & Back - Zone 2	+ n/a	+\$286	+ \$45	+\$132	+\$286	+\$483	+ \$680	+ \$988	+ \$1,316	+ \$1,668	+ \$2,216	+ \$2,874	+ \$1,558	+ \$1,996
Arm - Zone 3	+ n/a	+\$86	+ \$14	+\$40	+\$86	+\$145	+ \$204	+ \$297	+ \$395	+ \$501	+ \$665	+ \$863	+ \$468	+ \$599

## Optional Arm Pocket Available on both Single and Multiple Upholstery Units with Arm Pocket Upholstery matching the Arm.


Pocket Upcharge Pricing below represents upcharge for single arm pocket. For pockets on both arms, double the price.

	COM	COL	A	B	C	D	E	F	G	H	I	J	L1	L2
No Leather Accent	\$131	\$188	\$140	\$158	\$188	\$228	\$267	\$329	\$395	\$465	\$574	\$706	\$443	\$531
With Leather Accent	\$174	\$231	\$183	\$200	\$231	\$271	\$310	\$371	\$437	\$507	\$617	\$749	\$485	\$573

Model	Upholstery	Pocket	Foot Style	Ganging
	Grade Vendor Pattern Colorway	<b>NP</b> No Pocket <b>RP</b> Right Pocket <b>RPX</b> Right Pocket - No Accent <b>RPAR</b> Right Pocket with Brown Accent <b>RPAK</b> Right Pocket with Black Accent <b>LP</b> Left Pocket <b>LPX</b> Left Pocket - No Accent <b>LPAR</b> Left Pocket with Brown Accent <b>LPAK</b> Left Pocket with Black Accent  see pocket for pricing	<b>WF</b> Wood Foot See Poet Wood Foot Finishes  <b>MF</b> Metal Foot See Poet Metal Foot Finishes  <a href="#">see foot finish style for pricing</a>	<b>NGB</b> No Ganging Brackets <b>YGV</b> Ganging Bracket - add \$50

Description + General Information

Two Seat Peninsula with Arm



left shown

- arm pocket available - upholstery same as arm and requires additional yardage, see upcharges below per arm
- undermount power center available - order EC30 separately

Dimensions	D	W	H	Shipping	
Overall	34	85	32	Ctn Wt	154
Seat	22 & 34	80 ½	17 ½	Cu Ft	48
Arm			25 ¼		

	Single Upholstery	Frame Zone 1	Seat & Back Zone 2	Arm Zone 3	Pocket (per arm)
COM Ydg	13	4 ½	7 ¼	1 ½	1
COL Sq Ft	260	85	145	30	18

Single Upholstery Specify: Model | Upholstery | Pocket | Foot Style | Ganging

PLPMP13B-R PLPMP13B-L														
	COM	COL	A	B	C	D	E	F	G	H	I	J	L1	L2
Single Uph	\$4,700	\$5,441	\$4,814	\$5,042	\$5,441	\$5,955	\$6,468	\$7,266	\$8,122	\$9,034	\$10,460	\$12,171	\$8,749	\$9,890

Multiple Upholstery Specify: Model | Frame Upholstery | Seat & Back Uph | Arm Uph | Pocket | Foot Style | Ganging

PLPMP13B-R_M PLPMP13B-L_M														
Base Price: \$4,700	To the Base Price, add the appropriate upcharges by grade, per zone													
	COM	COL	A	B	C	D	E	F	G	H	I	J	L1	L2
Frame - Zone 1	+ n/a	+\$257	+ \$40	+ \$119	+\$257	+\$435	+ \$612	+ \$889	+ \$1,185	+ \$1,501	+ \$1,994	+ \$2,587	+ \$1,402	+ \$1,797
Seat & Back - Zone 2	+ n/a	+\$414	+ \$64	+\$191	+\$414	+\$700	+ \$986	+ \$1,432	+ \$1,909	+ \$2,418	+ \$3,213	+ \$4,167	+ \$2,259	+ \$2,895
Arm - Zone 3	+ n/a	+\$86	+ \$14	+\$40	+\$86	+\$145	+ \$204	+ \$297	+ \$395	+ \$501	+ \$665	+ \$863	+ \$468	+ \$599

Optional Arm Pocket Available on both Single and Multiple Upholstery Units with Arm Pocket Upholstery matching the Arm.


Pocket Upcharge Pricing below represents upcharge for single arm pocket. For pockets on both arms, double the price.														
	COM	COL	A	B	C	D	E	F	G	H	I	J	L1	L2
No Leather Accent	\$131	\$188	\$140	\$158	\$188	\$228	\$267	\$329	\$395	\$465	\$574	\$706	\$443	\$531
With Leather Accent	\$174	\$231	\$183	\$200	\$231	\$271	\$310	\$371	\$437	\$507	\$617	\$749	\$485	\$573

Model	Upholstery	Pocket	Foot Style	Ganging
	Grade Vendor Pattern Colorway	<b>NP</b> No Pocket <b>RP</b> Right Pocket <b>RPX</b> Right Pocket - No Accent <b>RPAR</b> Right Pocket with Brown Accent <b>RPAK</b> Right Pocket with Black Accent <b>LP</b> Left Pocket <b>LPX</b> Left Pocket - No Accent <b>LPAR</b> Left Pocket with Brown Accent <b>LPAK</b> Left Pocket with Black Accent  see pocket for pricing	<b>WF</b> Wood Foot See Poet Wood Foot Finishes  <b>MF</b> Metal Foot See Poet Metal Foot Finishes  <a href="#">see foot finish style for pricing</a>	<b>NGB</b> No Ganging Brackets <b>YGV</b> Ganging Bracket - add \$50

C  
O  
K  
C  
0  
0  
2  
0  
5

## Description + General Information

## Single Seat with Arm - Table



left shown

- arm pocket available - upholstery same as arm and requires additional yardage, see upcharges below per arm
- undermount power center available - order EC30 separately

Dimensions	D	W	H	Shipping	
Overall	34 ¾	58	32	Ctn Wt	111
Seat	22	26 ½	17 ½	Cu Ft	34
Arm			25 ¼		

	Single Upholstery	Frame Zone 1	Seat & Back Zone 2	Arm Zone 3	Pocket (per arm)
COM Ydg	6 ½	2 ½	2 ¾	1 ½	1
COL Sq Ft	130	45	55	30	18

## Single Upholstery Specify: Model | Single Uph | Pocket | Top Surface | Foot Style | Power | Ganging

PLPMP11T-R  
PLPMP11T-L

	COM	COL	A	B	C	D	E	F	G	H	I	J	L1	L2
Single Uph/Lam	\$2,868	\$3,239	\$2,925	\$3,039	\$3,239	\$3,496	\$3,752	\$4,151	\$4,579	\$5,035	\$5,748	\$6,604	\$4,893	\$5,463
Single Uph/Essentials	\$3,201	\$3,572	\$3,258	\$3,372	\$3,572	\$3,829	\$4,085	\$4,484	\$4,912	\$5,368	\$6,081	\$6,937	\$5,226	\$5,796
Single Uph/Artisan	\$3,227	\$3,598	\$3,284	\$3,398	\$3,598	\$3,855	\$4,111	\$4,510	\$4,938	\$5,394	\$6,107	\$6,963	\$5,252	\$5,822
Single Uph/Solid Surf	\$4,665	\$5,036	\$4,722	\$4,836	\$5,036	\$5,293	\$5,549	\$5,948	\$6,376	\$6,832	\$7,545	\$8,401	\$6,690	\$7,260

## Multiple Upholstery Specify: Model | Frame Uph | Seat &amp; Back Uph | Arm Uph | Pocket | Top Surface | Foot Style | Power | Ganging

PLPMP11T-R\_M  
PLPMP11T-L\_M

Base Price Laminate: \$2,868

Base Price Essentials: \$3,201

Base Price Solid Surface: \$4,665

Base Price Artisan: \$3,227

To the Base Price, add the appropriate upcharges by grade, per zone

	COM	COL	A	B	C	D	E	F	G	H	I	J	L1	L2
Frame - Zone 1	+n/a	+ \$143	+ \$22	+ \$66	+ \$143	+ \$242	+ \$340	+ \$494	+ \$659	+ \$834	+ \$1,108	+ \$1,437	+ \$779	+ \$999
Seat & Back - Zone 2	+n/a	+ \$157	+ \$25	+ \$73	+ \$157	+ \$266	+ \$374	+ \$543	+ \$724	+ \$917	+ \$1,219	+ \$1,581	+ \$857	+ \$1,098
Arm - Zone 3	+ n/a	+\$86	+ \$14	+\$40	+\$86	+\$145	+\$204	+\$297	+\$395	+\$501	+\$665	+\$863	+\$468	+\$599

## Optional Arm Pocket Available on both Single and Multiple Upholstery Units with Arm Pocket Upholstery matching the Arm.

## Pocket Upcharge


Pricing below represents upcharge for single arm pocket. For pockets on both arms, double the price.

	COM	COL	A	B	C	D	E	F	G	H	I	J	L1	L2
No Leather Accent	\$131	\$188	\$140	\$158	\$188	\$228	\$267	\$329	\$395	\$465	\$574	\$706	\$443	\$531
With Leather Accent	\$174	\$231	\$183	\$200	\$231	\$271	\$310	\$371	\$437	\$507	\$617	\$749	\$485	\$573

Model	Upholstery	Pocket	Top Surface	Foot Style	Power	Ganging
	Grade Vendor Pattern Colorway	<b>NP</b> No Pocket <b>RP</b> Right Pocket <b>RPX</b> Right Pocket - No Accent <b>RPAR</b> Right Pocket with Brown Accent <b>RPAK</b> Right Pocket with Black Accent <b>LP</b> Left Pocket <b>LPX</b> Left Pocket - No Accent <b>LPAR</b> Left Pocket with Brown Accent <b>LPAK</b> Left Pocket with Black Accent  see pocket for pricing	<b>T</b> Laminate See Poet Laminate Finishes <b>V</b> Veneer See Poet Veneer Finishes <b>S</b> Solid Surface See Poet Solid Surface Finishes  <a href="#">see top surface for pricing</a>	<b>WF</b> Wood Foot See Poet Wood Foot Finishes  <b>MF</b> Metal Foot See Poet Metal Foot Finishes  <a href="#">see foot finish style for pricing</a>	<b>NSP</b> No Surface Power <b>YSP</b> Surface Power (EC31) - add \$420 <b>B</b> Black Power Unit <b>B</b> Black Cord <b>G</b> Graphite Cord - add \$187 <b>W</b> White Power Unit <b>G</b> Graphite Cord - add \$187	<b>NGB</b> No Ganging Brackets <b>YGV</b> Ganging Bracket - add \$50

Description + General Information

Two Seat with Arm - Table



left shown

- arm pocket available - upholstery same as arm and requires additional yardage, see upcharges below per arm
- undermount power center available - order EC30 separately

Dimensions	D	W	H	Shipping	
Overall	34 ¾	85	32	Ctn Wt	154
Seat	22	53 ½	17 ½	Cu Ft	49
Arm			25 ¼		

	Single Upholstery	Frame Zone 1	Seat & Back Zone 2	Arm Zone 3	Pocket (per arm)
COM Ydg	11	4 ½	5 ¾	1 ½	1
COL Sq Ft	220	85	105	30	18

Single Upholstery Specify: Model | Single Uph | Pocket | Top Surface | Foot Style | Power | Ganging

PLPMP12T-R PLPMP12T-L														
	COM	COL	A	B	C	D	E	F	G	H	I	J	L1	L2
Single Uph/Lam	\$4,055	\$4,683	\$4,152	\$4,345	\$4,683	\$5,117	\$5,552	\$6,227	\$6,951	\$7,723	\$8,929	\$10,377	\$7,482	\$8,447
Single Uph/Essentials	\$4,388	\$5,016	\$4,485	\$4,678	\$5,016	\$5,450	\$5,885	\$6,560	\$7,284	\$8,056	\$9,262	\$10,710	\$7,815	\$8,780
Single Uph/Artisan	\$4,414	\$5,042	\$4,511	\$4,704	\$5,042	\$5,476	\$5,911	\$6,586	\$7,310	\$8,082	\$9,288	\$10,736	\$7,841	\$8,806
Single Uph/Solid Surf	\$5,852	\$6,480	\$5,949	\$6,142	\$6,480	\$6,914	\$7,349	\$8,024	\$8,748	\$9,520	\$10,726	\$12,174	\$9,279	\$10,244

Multiple Upholstery Specify: Model | Frame Uph | Seat & Back Uph | Arm Uph | Pocket | Top Surface | Foot Style | Power | Ganging

PLPMP12T-R_M PLPMP12T-L_M	Base Price Laminate: \$4,055							Base Price Essentials: \$4,388						
	Base Price Solid Surface: \$5,852							Base Price Artisan: \$4,414						
	To the Base Price, add the appropriate upcharges by grade, per zone													
	COM	COL	A	B	C	D	E	F	G	H	I	J	L1	L2
Frame - Zone 1	+n/a	+\$261	+\$40	+\$119	+\$257	+\$435	+\$613	+\$889	+\$1,185	+\$1,501	+\$1,994	+\$2,587	+\$1,402	+\$1,797
Seat & Back - Zone 2	+n/a	+\$305	+\$47	+\$139	+\$300	+\$507	+\$715	+\$1,037	+\$1,383	+\$1,751	+\$2,327	+\$3,018	+\$1,636	+\$2,097
Arm - Zone 3	+ n/a	+\$86	+\$14	+\$40	+\$86	+\$145	+\$205	+\$297	+\$395	+\$501	+\$665	+\$863	+\$468	+\$599

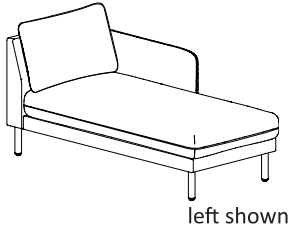
Optional Arm Pocket Available on both Single and Multiple Upholstery Units with Arm Pocket Upholstery matching the Arm.

Pocket Upcharge Pricing below represents upcharge for single arm pocket. For pockets on both arms, double the price.														
	COM	COL	A	B	C	D	E	F	G	H	I	J	L1	L2
No Leather Accent	\$131	\$188	\$140	\$158	\$188	\$228	\$267	\$329	\$395	\$465	\$574	\$706	\$443	\$531
With Leather Accent	\$174	\$231	\$183	\$200	\$231	\$271	\$310	\$371	\$437	\$507	\$617	\$749	\$485	\$573

Model	Upholstery	Pocket	Top Surface	Foot Style	Power	Ganging
	Grade Vendor Pattern Colorway	<b>NP</b> No Pocket <b>RP</b> Right Pocket <b>RPX</b> Right Pocket - No Accent <b>RPAR</b> Right Pocket with Brown Accent <b>RPAK</b> Right Pocket with Black Accent <b>LP</b> Left Pocket <b>LPX</b> Left Pocket - No Accent <b>LPAR</b> Left Pocket with Brown Accent <b>LPAK</b> Left Pocket with Black Accent  see pocket for pricing	<b>T</b> Laminate See Poet Laminate Finishes <b>V</b> Veneer See Poet Veneer Finishes <b>S</b> Solid Surface See Poet Solid Surface Finishes  <a href="#">see top surface for pricing</a>	<b>WF</b> Wood Foot See Poet Wood Foot Finishes  <b>MF</b> Metal Foot See Poet Metal Foot Finishes  <a href="#">see foot finish style for pricing</a>	<b>NSP</b> No Surface Power <b>YSP</b> Surface Power (EC31) - add \$420 <b>B</b> Black Power Unit <b>B</b> Black Cord <b>G</b> Graphite Cord - add \$187 <b>W</b> White Power Unit <b>G</b> Graphite Cord - add \$187	<b>NGB</b> No Ganging Brackets <b>YGV</b> Ganging Bracket - add \$50

## Description + General Information

## Chaise



- arm pocket available - upholstery same as arm and requires additional yardage, see upcharges below per arm
- undermount power center available - order EC30 separately

Dimensions	D	W	H	Shipping	
Overall	60	31	32	Ctn Wt	82
Seat	49	26 ½	17 ½	Cu Ft	31
Arm			25 ¼		

	Single Upholstery	Frame Zone 1	Seat & Back Zone 2	Arm Zone 3	Pocket (per arm)
COM Ydg	7	2	2 ¾	1 ½	1
COL Sq Ft	140	40	75	30	18

## Single Upholstery Specify: Model | Single Uph | Pocket | Foot Style | Ganging

PLPM16-R  
PLPM16-L

	COM	COL	A	B	C	D	E	F	G	H	I	J	L1	L2
Single Uph	\$3,204	\$3,603	\$3,265	\$3,388	\$3,603	\$3,879	\$4,156	\$4,586	\$5,046	\$5,538	\$6,305	\$7,226	\$5,384	\$5,998

## Multiple Upholstery Specify: Model | Frame Upholstery | Seat &amp; Back Uph | Arm Uph | Pocket | Foot Style | Ganging

PLPM16-R\_M  
PLPM16-L\_M

Base Price: \$3,204 To the Base Price, add the appropriate upcharges by grade, per zone

	COM	COL	A	B	C	D	E	F	G	H	I	J	L1	L2
Frame - Zone 1	+ n/a	+\$114	+\$18	+\$53	+\$114	+\$193	+\$272	+\$395	+\$527	+\$667	+\$886	+\$1,150	+\$623	+\$799
Seat & Back - Zone 2	+ n/a	+\$214	+\$33	+\$99	+\$214	+\$362	+\$510	+\$741	+\$987	+\$1,251	+\$1,662	+\$2,155	+\$1,168	+\$1,497
Arm - Zone 3	+ n/a	+\$86	+\$14	+\$40	+\$86	+\$145	+\$204	+\$297	+\$395	+\$501	+\$665	+\$862	+\$468	+\$599

## Optional Arm Pocket Available on both Single and Multiple Upholstery Units with Arm Pocket Upholstery matching the Arm.


Pocket Upcharge Pricing below represents upcharge for single arm pocket. For pockets on both arms, double the price.

	COM	COL	A	B	C	D	E	F	G	H	I	J	L1	L2
No Leather Accent	\$131	\$188	\$140	\$158	\$188	\$228	\$267	\$329	\$395	\$465	\$574	\$706	\$443	\$531
With Leather Accent	\$174	\$231	\$183	\$200	\$231	\$271	\$310	\$371	\$437	\$507	\$617	\$749	\$485	\$573

Model	Upholstery	Pocket	Foot Style	Ganging
	Grade Vendor Pattern Colorway	<b>NP</b> No Pocket <b>RP</b> Right Pocket <b>RPX</b> Right Pocket - No Accent <b>RPAR</b> Right Pocket with Brown Accent <b>RPAK</b> Right Pocket with Black Accent <b>LP</b> Left Pocket <b>LPX</b> Left Pocket - No Accent <b>LPAR</b> Left Pocket with Brown Accent <b>LPAK</b> Left Pocket with Black Accent  see pocket for pricing	<b>WF</b> Wood Foot See Poet Wood Foot Finishes  <b>MF</b> Metal Foot See Poet Metal Foot Finishes  <a href="#">see foot finish style for pricing</a>	<b>NGB</b> No Ganging Brackets <b>YGV</b> Ganging Bracket - add \$50

Description + General Information

Corner



- undermount power center available - order EC30 separately

Dimensions	D	W	H	Shipping	
Overall	31 ½	31 ½	32	Ctn Wt	66
Seat	20 ½	20 ½	17 ½	Cu Ft	17

	Single Upholstery	Frame Zone 1	Seat & Back Zone 2
COM Ydg	7	3 ¼	4 ¼
COL Sq Ft	140	65	85

Single Upholstery Specify: Model | Single Uph | Foot Style | Ganging

PLPMC01-R PLPMC01-L														
	COM	COL	A	B	C	D	E	F	G	H	I	J	L1	L2
Single Uph	\$2,631	\$3,030	\$2,693	\$2,815	\$3,030	\$3,307	\$3,583	\$4,013	\$4,474	\$4,965	\$5,732	\$6,654	\$4,811	\$5,425

Multiple Upholstery Specify: Model | Frame Upholstery | Seat & Back Uph | Foot Style | Ganging

PLPMC01-R_M PLPMC01-L_M														
Base Price: \$2,631		To the Base Price, add the appropriate upcharges by grade, per zone												
	COM	COL	A	B	C	D	E	F	G	H	I	J	L1	L2
1 \$ + 4 8 0 , 1 \$			+ 6 5 8 \$			+ 2 4 6 \$			+ 2 4 4 \$		+	4 1 3 \$	+	6 8 1 \$
Seat & Back - Zone 2	+ n/a	+\$243	+\$38	+\$112	+\$243	+\$411	+\$578	+\$840	+\$1,119	+\$1,418	+\$1,883	+\$2,443	+\$1,324	+\$1,697

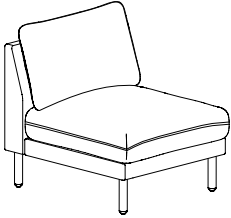
Model	Upholstery	Foot Style	Ganging
	Grade Vendor Pattern Colorway	WF Wood Foot See Poet Wood Foot Finishes  MF Metal Foot See Poet Metal Foot Finishes  <a href="#">see foot finish style for pricing</a>	NGB No Ganging Brackets YGV Ganging Bracket - add \$50

C  
O  
K  
C  
0  
0  
2  
0  
5

## Description + General Information

## Single Seat - Armless

- undermount power center available - order EC30 separately



Dimensions	D	W	H	Shipping	
Overall	33	27	32	Ctn Wt	54
Seat	22	27	17 ½	Cu Ft	16

	Single Upholstery	Frame Zone 1	Seat & Back Zone 2
COM Ydg	4 ½	2	2 ¾
COL Sq Ft	90	40	55

## Single Upholstery Specify: Model | Upholstery | Foot Style | Ganging

PLPM01														
	COM	COL	A	B	C	D	E	F	G	H	I	J	L1	L2
Single Uph	\$2,113	\$2,370	\$2,153	\$2,232	\$2,370	\$2,547	\$2,725	\$3,001	\$3,298	\$3,613	\$4,107	\$4,699	\$3,515	\$3,909

## Multiple Upholstery Specify: Model | Frame Upholstery | Seat &amp; Back Uph | Foot Style | Ganging


PLPM01_M														
Base Price: \$2,113		To the Base Price, add the appropriate upcharges by grade, per zone												
	COM	COL	A	B	C	D	E	F	G	H	I	J	L1	L2
Frame - Zone 1	+ n/a	+\$115	+ \$18	+ \$53	+\$115	+\$193	+ \$272	+ \$395	+ \$527	+ \$667	+ \$887	+ \$1,150	+ \$624	+ \$799
Seat & Back - Zone 2	+ n/a	+\$158	+ \$25	+\$73	+\$158	+\$266	+ \$374	+ \$543	+ \$725	+ \$917	+ \$1,219	+ \$1,581	+ \$857	+ \$1,098

Model	Upholstery	Foot Style	Ganging
	Grade Vendor Pattern Colorway	<b>WF</b> Wood Foot See Poet Wood Foot Finishes  <b>MF</b> Metal Foot See Poet Metal Foot Finishes  <a href="#">see foot finish style for pricing</a>	<b>NGB</b> No Ganging Brackets <b>YGV</b> Ganging Bracket - add \$50



Description + General Information

Two Seat - Armless



- undermount power center available - order EC30 separately

Dimensions	D	W	H	Shipping	
Overall	33	54 ¼	32	Ctn Wt	101
Seat	22	54 ¼	17 ½	Cu Ft	30

	Single Upholstery	Frame Zone 1	Seat & Back Zone 2
COM Ydg	9	3 ¾	5 ½
COL Sq Ft	180	70	110

Single Upholstery Specify: Model | Upholstery | Foot Style | Ganging

PLPM02														
	COM	COL	A	B	C	D	E	F	G	H	I	J	L1	L2
Single Uph	\$3,283	\$3,797	\$3,363	\$3,521	\$3,797	\$4,152	\$4,508	\$5,060	\$5,652	\$6,284	\$7,271	\$8,456	\$6,087	\$6,876

Multiple Upholstery Specify: Model | Frame Upholstery | Seat & Back Uph | Foot Style | Ganging

PLPM02_M														
Base Price: \$3,283		To the Base Price, add the appropriate upcharges by grade, per zone												
	COM	COL	A	B	C	D	E	F	G	H	I	J	L1	L2
Frame - Zone 1	+ n/a	+\$215	+ \$34	+ \$100	+\$215	+\$363	+ \$511	+ \$741	+ \$988	+ \$1,251	+ \$1,662	+ \$2,156	+ \$1,169	+ \$1,498
Seat & Back - Zone 2	+ n/a	+\$315	+ \$49	+\$146	+\$315	+\$532	+ \$749	+ \$1,086	+ \$1,448	+ \$1,834	+ \$2,438	+ \$3,162	+ \$1,714	+ \$2,196


Model	Upholstery	Foot Style	Ganging
	Grade Vendor Pattern Colorway	<b>WF</b> Wood Foot See Poet Wood Foot Finishes  <b>MF</b> Metal Foot See Poet Metal Foot Finishes  <a href="#">see foot finish style for pricing</a>	<b>NGB</b> No Ganging Brackets <b>YGV</b> Ganging Bracket - add \$50

C  
O  
K  
C  
0  
0  
2  
0  
5

## Description + General Information

### Three Seat - Armless

- undermount power center available - order EC30 separately



Dimensions	D	W	H	Shipping	
Overall	33	81 ½	32	Ctn Wt	146
Seat	22	81 ½	17 ½	Cu Ft	44

	Single Upholstery	Frame Zone 1	Seat & Back Zone 2
COM Ydg	13 ½	5 ½	8 ¼
COL Sq Ft	270	110	160

### Single Upholstery Specify: Model | Upholstery | Foot Style | Ganging

PLPM03														
	COM	COL	A	B	C	D	E	F	G	H	I	J	L1	L2
Single Uph	\$4,506	\$5,277	\$4,625	\$4,862	\$5,277	\$5,810	\$6,343	\$7,172	\$8,060	\$9,008	\$10,488	\$12,265	\$8,712	\$9,896

### Multiple Upholstery Specify: Model | Frame Upholstery | Seat & Back Uph | Foot Style | Ganging


PLPM03_M														
Base Price: \$4,506		To the Base Price, add the appropriate upcharges by grade, per zone												
	COM	COL	A	B	C	D	E	F	G	H	I	J	L1	L2
Frame - Zone 1	+ n/a	+\$315	+ \$49	+ \$146	+\$315	+\$532	+ \$749	+ \$1,087	+ \$1,448	+ \$1,835	+ \$2,438	+ \$3,162	+ \$1,714	+ \$2,196
Seat & Back - Zone 2	+ n/a	+\$472	+ \$73	+\$218	+\$472	+\$797	+ \$1,123	+ \$1,630	+ \$2,172	+ \$2,752	+ \$3,656	+ \$4,742	+ \$2,571	+ \$3,294

Model	Upholstery	Foot Style	Ganging
	Grade Vendor Pattern Colorway	<b>WF</b> Wood Foot See Poet Wood Foot Finishes  <b>MF</b> Metal Foot See Poet Metal Foot Finishes  <a href="#">see foot finish style for pricing</a>	<b>NGB</b> No Ganging Brackets <b>YGV</b> Ganging Bracket - add \$50

Description + General Information

Two Seat Peninsula - Armless

- undermount power center available - order EC30 separately



left shown

Dimensions	D	W	H	Shipping	
Overall	34	54 ¼	32	Ctn Wt	97
Seat	22 & 34	54 ¼	17 ½	Cu Ft	31

	Single Upholstery	Frame Zone 1	Seat & Back Zone 2
COM Ydg	7 ¼	2 ½	5
COL Sq Ft	145	45	100

Single Upholstery Specify: Model | Upholstery | Foot Style | Ganging

PLPMP02B-R PLPMP02B-L														
	COM	COL	A	B	C	D	E	F	G	H	I	J	L1	L2
Single Uph	\$2,927	\$3,341	\$2,991	\$3,118	\$3,341	\$3,627	\$3,914	\$4,359	\$4,836	\$5,345	\$6,140	\$7,094	\$5,186	\$5,822


Multiple Upholstery Specify: Model | Frame Upholstery | Seat & Back Uph | Foot Style | Ganging

PLPMP02B-R_M PLPMP02B-L_M														
Base Price: \$2,927		To the Base Price, add the appropriate upcharges by grade, per zone												
	COM	COL	A	B	C	D	E	F	G	H	I	J	L1	L2
Frame - Zone 1	+ n/a	+\$143	+ \$23	+ \$66	+\$143	+\$242	+ \$341	+ \$494	+ \$659	+ \$834	+ \$1,108	+ \$1,437	+ \$779	+ \$999
Seat & Back - Zone 2	+ n/a	+\$286	+ \$45	+\$132	+\$286	+\$483	+ \$681	+ \$988	+ \$1,317	+ \$1,668	+ \$2,216	+ \$2,874	+ \$1,558	+ \$1,997

Model	Upholstery	Foot Style	Ganging
	Grade Vendor Pattern Colorway	WF Wood Foot See Poet Wood Foot Finishes  MF Metal Foot See Poet Metal Foot Finishes  <a href="#">see foot finish style for pricing</a>	NGB No Ganging Brackets YGV Ganging Bracket - add \$50

C  
O  
K  
C  
0  
0  
2  
0  
5

## Description + General Information

Two Seat with Center Bench -  
Armless

- undermount power center  
available - order EC30 separately

Dimensions	D	W	H	Shipping	
Overall	34	81 ½	32	Ctn Wt	142
Seat	22 & 34	81 ½	17 ½	Cu Ft	46

	Single Upholstery	Frame Zone 1	Seat & Back Zone 2
COM Ydg	11 ½	4 ½	7 ½
COL Sq Ft	230	85	145

## Single Upholstery Specify: Model | Upholstery | Foot Style | Ganging

PLPMP03B														
	COM	COL	A	B	C	D	E	F	G	H	I	J	L1	L2
Single Uph	\$4,274	\$4,930	\$4,375	\$4,577	\$4,930	\$5,384	\$5,838	\$6,545	\$7,301	\$8,108	\$9,370	\$10,883	\$7,856	\$8,865

## Multiple Upholstery Specify: Model | Frame Upholstery | Seat &amp; Back Uph | Foot Style | Ganging


PLPMP03B_M														
Base Price: \$4,274		To the Base Price, add the appropriate upcharges by grade, per zone												
	COM	COL	A	B	C	D	E	F	G	H	I	J	L1	L2
Frame - Zone 1	+ n/a	+\$257	+ \$40	+ \$119	+\$257	+\$435	+ \$612	+ \$889	+ \$1,185	+ \$1,501	+ \$1,995	+ \$2,587	+ \$1,402	+ \$1,797
Seat & Back - Zone 2	+ n/a	+\$414	+ \$64	+\$192	+\$414	+\$700	+ \$986	+ \$1,432	+ \$1,909	+ \$2,418	+ \$3,213	+ \$4,167	+ \$2,259	+ \$2,895

Model	Upholstery	Foot Style	Ganging
	Grade Vendor Pattern Colorway	<b>WF</b> Wood Foot See Poet Wood Foot Finishes  <b>MF</b> Metal Foot See Poet Metal Foot Finishes  <a href="#">see foot finish style for pricing</a>	<b>NGB</b> No Ganging Brackets <b>YGV</b> Ganging Bracket - add \$50

Description + General Information

Two Seat with Bench - Armless

- undermount power center  
available - order EC30 separately



left shown

Dimensions	D	W	H	Shipping	
Overall	34	81 ½	32	Ctn Wt	142
Seat	22 & 34	81 ½	17 ½	Cu Ft	46

	Single Upholstery	Frame Zone 1	Seat & Back Zone 2
COM Ydg	11 ½	4 ½	7 ¼
COL Sq Ft	230	85	145

Single Upholstery Specify: Model | Upholstery | Foot Style | Ganging

PLPMP03B-R PLPMP03B-L														
	COM	COL	A	B	C	D	E	F	G	H	I	J	L1	L2
Single Uph	\$4,303	\$4,959	\$4,404	\$4,606	\$4,959	\$5,413	\$5,867	\$6,573	\$7,330	\$8,137	\$9,398	\$10,912	\$7,885	\$8,894

Multiple Upholstery Specify: Model | Frame Upholstery | Seat & Back Uph | Foot Style | Ganging

PLPMP03B-R_M PLPMP03B-L_M														
Base Price: \$4,303		To the Base Price, add the appropriate upcharges by grade, per zone												
	COM	COL	A	B	C	D	E	F	G	H	I	J	L1	L2
Frame - Zone 1	+ n/a	+\$257	+ \$40	+ \$119	+\$257	+\$435	+ \$612	+ \$889	+ \$1,185	+ \$1,501	+ \$1,994	+ \$2,587	+ \$1,402	+ \$1,797
Seat & Back - Zone 2	+ n/a	+\$414	+ \$64	+\$192	+\$414	+\$700	+ \$986	+ \$1,432	+ \$1,909	+ \$2,418	+ \$3,213	+ \$4,167	+ \$2,259	+ \$2,895


Model	Upholstery	Foot Style	Ganging
	Grade Vendor Pattern Colorway	WF Wood Foot See Poet Wood Foot Finishes  MF Metal Foot See Poet Metal Foot Finishes  <a href="#">see foot finish style for pricing</a>	NGB No Ganging Brackets YGV Ganging Bracket - add \$50

C  
O  
K  
C  
0  
0  
2  
0  
5

## Description + General Information

## Single Seat with Table - Armless

- undermount power center available - order EC30 separately



left shown

Dimensions	D	W	H	Shipping	
Overall	33	54 ¼	32	Ctn Wt	97
Seat	22	27	17 ½	Cu Ft	30

	Single Upholstery	Frame Zone 1	Seat & Back Zone 2
COM Ydg	5	2 ½	2 ¾
COL Sq Ft	100	45	55

## Single Upholstery Specify: Model | Single Uph | Top Surface | Foot Style | Power | Ganging

PLPMP01T-R  
PLPMP01T-L

	COM	COL	A	B	C	D	E	F	G	H	I	J	L1	L2
Single Uph/Lam	\$2,405	\$2,691	\$2,449	\$2,537	\$2,691	\$2,888	\$3,086	\$3,393	\$3,722	\$4,073	\$4,621	\$5,279	\$3,963	\$4,402
Single Uph/Essentials	\$2,738	\$3,024	\$2,782	\$2,870	\$3,024	\$3,221	\$3,419	\$3,726	\$4,055	\$4,406	\$4,954	\$5,612	\$4,296	\$4,735
Single Uph/Artisan	\$2,764	\$3,050	\$2,808	\$2,896	\$3,050	\$3,247	\$3,445	\$3,752	\$4,081	\$4,432	\$4,980	\$5,638	\$4,322	\$4,761
Single Uph/Solid Surf	\$4,202	\$4,488	\$4,246	\$4,334	\$4,488	\$4,685	\$4,883	\$5,190	\$5,519	\$5,870	\$6,418	\$7,076	\$5,760	\$6,199

## Multiple Upholstery Specify: Model | Frame Uph | Seat &amp; Back Uph | Top Surface | Foot Style | Power | Ganging

PLPMP01T-R\_M  
PLPMP01T-L\_M

Base Price Laminate: \$2,405

Base Price Essentials: \$2,738

Base Price Solid Surface: \$4,202

Base Price Artisan: \$2,764


To the Base Price, add the appropriate upcharges by grade, per zone

	COM	COL	A	B	C	D	E	F	G	H	I	J	L1	L2
Frame - Zone 1	+n/a	+ \$143	+ \$22	+ \$66	+ \$143	+ \$242	+ \$341	+ \$494	+ \$659	+ \$834	+ \$1,108	+ \$1,437	+ \$779	+ \$999
Seat & Back - Zone 2	+n/a	+ \$158	+ \$25	+ \$73	+ \$158	+ \$266	+ \$375	+ \$544	+ \$725	+ \$918	+ \$1,219	+ \$1,581	+ \$857	+ \$1,099

Model	Upholstery	Top Surface	Foot Style	Power	Ganging
	Grade Vendor Pattern Colorway	<b>T Laminate</b> See Poet Laminate Finishes <b>V Veneer</b> See Poet Veneer Finishes <b>S Solid Surface</b> See Poet Solid Surface Finishes <a href="#">see top surface for pricing</a>	<b>WF Wood Foot</b> See Poet Wood Foot Finishes <b>MF Metal Foot</b> See Poet Metal Foot Finishes <a href="#">see foot finish style for pricing</a>	<b>NSP</b> No Surface Power <b>YSP</b> Surface Power (EC31) - add \$420 <b>B Black Power Unit</b> <b>B</b> Black Cord <b>G</b> Graphite Cord - add \$187 <b>W White Power Unit</b> <b>G</b> Graphite Cord - add \$187	<b>NGB</b> No Ganging Brackets <b>YGV</b> Ganging Bracket - add \$50

Description + General Information

Two Seat with Center Table -  
Armless



- undermount power center  
available - order EC30 separately

Dimensions	D	W	H	Shipping	
Overall	33	81 ½	32	Ctn Wt	142
Seat	22	27 ea	17 ½	Cu Ft	44

	Single Upholstery	Frame Zone 1	Seat & Back Zone 2
COM Ydg	9 ½	4 ¼	5 ½
COL Sq Ft	190	85	110

Single Upholstery Specify: Model | Single Uph | Top Surface | Foot Style | Power | Ganging

PLPMP02T														
	COM	COL	A	B	C	D	E	F	G	H	I	J	L1	L2
Single Uph/Lam	\$3,842	\$4,384	\$3,926	\$4,092	\$4,384	\$4,759	\$5,134	\$5,717	\$6,343	\$7,009	\$8,051	\$9,301	\$6,801	\$7,634
Single Uph/Essentials	\$4,175	\$4,717	\$4,259	\$4,425	\$4,717	\$5,092	\$5,467	\$6,050	\$6,676	\$7,342	\$8,384	\$9,634	\$7,134	\$7,967
Single Uph/Artisan	\$4,201	\$4,743	\$4,285	\$4,451	\$4,743	\$5,118	\$5,493	\$6,076	\$6,702	\$7,368	\$8,410	\$9,660	\$7,160	\$7,993
Single Uph/Solid Surf	\$5,639	\$6,181	\$5,723	\$5,889	\$6,181	\$6,556	\$6,931	\$7,514	\$8,140	\$8,806	\$9,848	\$11,098	\$8,598	\$9,431

Multiple Upholstery Specify: Model | Frame Uph | Seat & Back Uph | Top Surface | Foot Style | Power | Ganging


PLPMP02T_M	Base Price Laminate: \$3,842							Base Price Essentials: \$4,175						
	Base Price Solid Surface: \$5,639							Base Price Veneer: \$4,201						
	To the Base Price, add the appropriate upcharges by grade, per zone													
	COM	COL	A	B	C	D	E	F	G	H	I	J	L1	L2
Frame - Zone 1	+n/a	+ \$243	+ \$38	+ \$112	+ \$243	+ \$411	+ \$578	+ \$839	+ \$1,119	+ \$1,417	+ \$1,883	+ \$2,443	+ \$1,324	+ \$1,697
Seat & Back - Zone 2	+n/a	+ \$314	+ \$49	+ \$145	+ \$314	+ \$531	+ \$748	+ \$1,086	+ \$1,448	+ \$1,834	+ \$2,437	+ \$3,161	+ \$1,714	+ \$2,196

Model	Upholstery	Top Surface	Foot Style	Power	Ganging
	Grade Vendor Pattern Colorway	<b>T Laminate</b> See Poet Laminate Finishes <b>V Veneer</b> See Poet Veneer Finishes <b>S Solid Surface</b> See Poet Solid Surface Finishes <a href="#">see top surface for pricing</a>	<b>WF</b> Wood Foot See Poet Wood Foot Finishes  <b>MF</b> Metal Foot See Poet Metal Foot Finishes  <a href="#">see foot finish style for pricing</a>	<b>NSP</b> No Surface Power <b>YSP</b> Surface Power (EC31) - add \$420 <b>B</b> Black Power Unit B Black Cord G Graphite Cord - add \$187 <b>W</b> White Power Unit G Graphite Cord - add \$187	<b>NGB</b> No Ganging Brackets <b>YGV</b> Ganging Bracket - add \$50

## Description + General Information

## Two Seat with Table - Armless

- undermount power center available - order EC30 separately



left shown

Dimensions	D	W	H	Shipping	
Overall	33	81 ½	32	Ctn Wt	142
Seat	22	54 ¼	17 ½	Cu Ft	44

	Single Upholstery	Frame Zone 1	Seat & Back Zone 2
COM Ydg	9 ½	4 ¼	5 ½
COL Sq Ft	190	85	110

## Single Upholstery Specify: Model | Single Uph | Top Surface | Foot Style | Power | Ganging

PLPMP02T-R  
PLPMP02T-L

	COM	COL	A	B	C	D	E	F	G	H	I	J	L1	L2
Single Uph/Lam	\$3,664	\$4,206	\$3,748	\$3,915	\$4,206	\$4,582	\$4,957	\$5,540	\$6,165	\$6,832	\$7,874	\$9,124	\$6,624	\$7,457
Single Uph/Essentials	\$3,997	\$4,539	\$4,081	\$4,248	\$4,539	\$4,915	\$5,290	\$5,873	\$6,498	\$7,165	\$8,207	\$9,457	\$6,957	\$7,790
Single Uph/Artisan	\$4,023	\$4,565	\$4,107	\$4,274	\$4,565	\$4,941	\$5,316	\$5,899	\$6,524	\$7,191	\$8,233	\$9,483	\$6,983	\$7,816
Single Uph/Solid Surf	\$5,461	\$6,003	\$5,545	\$5,712	\$6,003	\$6,379	\$6,754	\$7,337	\$7,962	\$8,629	\$9,671	\$10,921	\$8,421	\$9,254

## Multiple Upholstery Specify: Model | Frame Uph | Seat &amp; Back Uph | Top Surface | Foot Style | Power | Ganging

PLPMP02T-R\_M  
PLPMP02T-L\_M

Base Price Laminate: \$3,664

Base Price Essentials: \$3,997

Base Price Solid Surface: \$5,461

Base Price Artisan: \$4,023

To the Base Price, add the appropriate upcharges by grade, per zone


	COM	COL	A	B	C	D	E	F	G	H	I	J	L1	L2
Frame - Zone 1	+n/a	+ \$243	+ \$38	+ \$113	+ \$243	+ \$411	+ \$579	+ \$840	+ \$1,119	+ \$1,418	+ \$1,884	+ \$2,443	+ \$1,325	+ \$1,697
Seat & Back - Zone 2	+n/a	+ \$314	+ \$49	+ \$146	+ \$314	+ \$532	+ \$749	+ \$1,087	+ \$1,448	+ \$1,835	+ \$2,438	+ \$3,162	+ \$1,714	+ \$2,196

Model	Upholstery	Top Surface	Foot Style	Power	Ganging
	Grade Vendor Pattern Colorway	<b>T Laminate</b> See Poet Laminate Finishes <b>V Veneer</b> See Poet Veneer Finishes <b>S Solid Surface</b> See Poet Solid Surface Finishes <a href="#">see top surface for pricing</a>	<b>WF Wood Foot</b> See Poet Wood Foot Finishes <b>MF Metal Foot</b> See Poet Metal Foot Finishes <a href="#">see foot finish style for pricing</a>	<b>NSP</b> No Surface Power <b>YSP</b> Surface Power (EC31) - add \$420 <b>B Black Power Unit</b> B Black Cord G Graphite Cord - add \$187 <b>W White Power Unit</b> G Graphite Cord - add \$187	<b>NGB</b> No Ganging Brackets <b>YGV</b> Ganging Bracket - add \$50



Description + General Information

Two Seat with Two Tables -  
Armless



- undermount power center  
available - order EC30 separately

Dimensions	D	W	H	Shipping	
Overall	33	81 ½	32	Ctn Wt	142
Seat	22	27 ea	17 ½	Cu Ft	44

	Single Upholstery	Frame Zone 1	Seat & Back Zone 2
COM Ydg	9 ½	4 ¼	5 ½
COL Sq Ft	190	85	110

Single Upholstery Specify: Model | Single Uph | Top Surface | Foot Style | Power | Ganging

PLPM02T-D														
	COM	COL	A	B	C	D	E	F	G	H	I	J	L1	L2
Single Uph/Lam	\$3,721	\$4,263	\$3,805	\$3,972	\$4,263	\$4,638	\$5,013	\$5,597	\$6,222	\$6,889	\$7,931	\$9,181	\$6,680	\$7,514
Single Uph/Essentials	\$4,117	\$4,659	\$4,201	\$4,368	\$4,659	\$5,034	\$5,409	\$5,993	\$6,618	\$7,285	\$8,327	\$9,577	\$7,076	\$7,910
Single Uph/Artisan	\$4,145	\$4,687	\$4,229	\$4,396	\$4,687	\$5,062	\$5,437	\$6,021	\$6,646	\$7,313	\$8,355	\$9,605	\$7,104	\$7,938
Single Uph/Solid Surf	\$5,847	\$6,389	\$5,931	\$6,098	\$6,389	\$6,764	\$7,139	\$7,723	\$8,348	\$9,015	\$10,057	\$11,307	\$8,806	\$9,640

Multiple Upholstery Specify: Model | Frame Uph | Seat & Back Uph | Top Surface | Foot Style | Power | Ganging

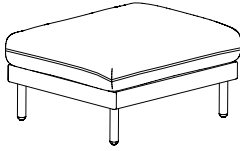
PLPM02T-D_M	Base Price Laminate: \$3,721							Base Price Essentials: \$4,117						
	Base Price Solid Surface: \$5,847							Base Price Artisan: \$4,145						
	To the Base Price, add the appropriate upcharges by grade, per zone													
	COM	COL	A	B	C	D	E	F	G	H	I	J	L1	L2
Frame - Zone 1	+n/a	+ \$243	+ \$38	+ \$113	+ \$243	+ \$411	+ \$578	+ \$840	+ \$1,119	+ \$1,418	+ \$1,884	+ \$2,443	+ \$1,324	+ \$1,697
Seat & Back - Zone 2	+n/a	+ \$314	+ \$49	+ \$146	+ \$314	+ \$531	+ \$748	+ \$1,087	+ \$1,448	+ \$1,835	+ \$2,438	+ \$3,162	+ \$1,714	+ \$2,196

Model	Upholstery	Top Surface	Foot Style	Power	Ganging
	Grade Vendor Pattern Colorway	<b>T Laminate</b> See Poet Laminate Finishes <b>V Veneer</b> See Poet Veneer Finishes <b>S Solid Surface</b> See Poet Solid Surface Finishes <a href="#">see top surface for pricing</a>	<b>WF</b> Wood Foot See Poet Wood Foot Finishes  <b>MF</b> Metal Foot See Poet Metal Foot Finishes  <a href="#">see foot finish style for pricing</a>	<b>NSP</b> No Surface Power <b>LSP</b> Left Surface Power (EC31) - add \$420 <b>B</b> Black Power Unit <b>B</b> Black Cord <b>G</b> Graphite Cord - add \$187 <b>W</b> White Power Unit <b>G</b> Graphite Cord - add \$187 <b>RSP</b> Right Surface Power (EC31) - add \$420 <b>B</b> Black Power Unit <b>B</b> Black Cord <b>G</b> Graphite Cord - add \$187 <b>W</b> White Power Unit <b>G</b> Graphite Cord - add \$187 <b>BSP</b> Both Surface Power (EC31) - add \$840 <b>B</b> Black Power Unit <b>B</b> Black Cord <b>G</b> Graphite Cord - add \$374 <b>W</b> White Power Unit <b>G</b> Graphite Cord - add \$374	<b>NGB</b> No Ganging Brackets <b>YGV</b> Ganging Bracket - add \$50

## Description + General Information

## Modular Single Seat Bench

- undermount power center available - order EC30 separately



Dimensions	D	W	H	Shipping	
Overall	34	27	17 ½	Ctn Wt	50
Seat	34	27	17 ½	Cu Ft	8

	Single Upholstery	Frame Zone 1	Seat Zone 2
COM Ydg	2 ¾	¾	2
COL Sq Ft	50	15	40

## Single Upholstery Specify: Model | Upholstery | Foot Style | Ganging

PLPMB01														
	COM	COL	A	B	C	D	E	F	G	H	I	J	L1	L2
Single Uph	\$1,450	\$1,607	\$1,474	\$1,523	\$1,607	\$1,716	\$1,824	\$1,993	\$2,174	\$2,367	\$2,669	\$3,031	\$2,307	\$2,548


## Multiple Upholstery Specify: Model | Frame Upholstery | Seat &amp; Back Uph | Foot Style | Ganging

PLPMB01_M														
Base Price: \$1,450		To the Base Price, add the appropriate upcharges by grade, per zone												
	COM	COL	A	B	C	D	E	F	G	H	I	J	L1	L2
Frame - Zone 1	+ n/a	+\$43	+ \$7	+ \$20	+\$43	+\$73	+ \$102	+ \$149	+ \$198	+ \$251	+ \$333	+ \$432	+ \$234	+ \$300
Seat - Zone 2	+ n/a	+\$115	+ \$18	+\$54	+\$115	+\$194	+ \$272	+ \$395	+ \$527	+ \$667	+ \$887	+ \$1,150	+ \$624	+ \$799

Model	Upholstery	Foot Style	Ganging
	Grade Vendor Pattern Colorway	<b>WF</b> Wood Foot See Poet Wood Foot Finishes  <b>MF</b> Metal Foot See Poet Metal Foot Finishes  <a href="#">see foot finish style for pricing</a>	<b>NGB</b> No Ganging Brackets <b>YGV</b> Ganging Bracket - add \$50

Description + General Information

Single Seat



- arm pocket available - upholstery same as arm and requires additional yardage, see upcharges below per arm
- undermount power center available - order EC30 separately

Dimensions	D	W	H	Shipping	
Overall	32	37 ½	32	Ctn Wt	82
Seat	21	26 ½	17 ½	Cu Ft	21
Arm			24 ¾		

	Single Upholstery	Frame Zone 1	Seat & Back Zone 2	Arm Zone 3	Pocket (per arm)
COM Ydg	7 ½	2	3	2 ¾	1
COL Sq Ft	150	40	60	55	18

Single Upholstery Specify: Model | Upholstery | Pocket | Foot Style

PLCF21														
	COM	COL	A	B	C	D	E	F	G	H	I	J	L1	L2
Single Uph	\$2,798	\$3,226	\$2,864	\$2,995	\$3,226	\$3,522	\$3,818	\$4,278	\$4,772	\$5,298	\$6,121	\$7,108	\$5,134	\$5,792

Multiple Upholstery Specify: Model | Frame Upholstery | Seat & Back Uph | Arm Uph | Pocket | Foot Style

PLCF21_M														
Base Price: \$2,798		To the Base Price, add the appropriate upcharges by grade, per zone												
	COM	COL	A	B	C	D	E	F	G	H	I	J	L1	L2
Frame - Zone 1	+ n/a	+\$115	+ \$18	+ \$53	+\$115	+\$194	+ \$272	+ \$395	+ \$527	+ \$667	+ \$887	+ \$1,150	+ \$623	+ \$799
Seat & Back - Zone 2	+ n/a	+\$172	+ \$27	+\$79	+\$172	+\$290	+ \$408	+ \$592	+ \$790	+ \$1,000	+ \$1,330	+ \$1,724	+ \$935	+ \$1,198
Arm - Zone 3	+ n/a	+\$157	+ \$25	+\$73	+\$157	+\$266	+ \$374	+ \$543	+ \$724	+ \$917	+ \$1,219	+ \$1,581	+ \$857	+ \$1,098

Optional Arm Pocket Available on both Single and Multiple Upholstery Units with Arm Pocket Upholstery matching the Arm.


Pocket Upcharge Pricing below represents upcharge for single arm pocket. For pockets on both arms, double the price.														
	COM	COL	A	B	C	D	E	F	G	H	I	J	L1	L2
No Leather Accent	\$131	\$188	\$140	\$158	\$188	\$228	\$267	\$329	\$395	\$465	\$574	\$706	\$443	\$531
With Leather Accent	\$174	\$231	\$183	\$200	\$231	\$271	\$310	\$371	\$437	\$507	\$617	\$749	\$485	\$573

Model	Upholstery	Pocket	Foot Style
	Grade Vendor Pattern Colorway	<b>NP</b> No Pocket <b>LP</b> Left Pocket <b>LPX</b> Right Pocket - No Accent <b>LPAR</b> Left Pocket with Brown Accent <b>LPAK</b> Left Pocket with Black Accent <b>RP</b> Right Pocket <b>RPX</b> Right Pocket - No Accent <b>RPAR</b> Right Pocket with Brown Accent <b>RPAK</b> Right Pocket with Black Accent <b>BP</b> Both Left & Right Pockets <b>BPX</b> Both Pockets - No Accent <b>BPAR</b> Both Pockets with Brown Accent <b>BPAK</b> Both Pockets with Black Accent  see pocket for pricing	<b>WF</b> Wood Foot See Poet Wood Foot Finishes  <b>MF</b> Metal Foot See Poet Metal Foot Finishes  <a href="#">see foot finish style for pricing</a>

C  
O  
K  
C  
0  
0  
2  
0  
5

## Description + General Information

## Two Seat



- arm pocket available - upholstery same as arm and requires additional yardage, see upcharges below per arm
- undermount power center available - order EC30 separately

Dimensions	D	W	H	Shipping	
Overall	32	64 ¾	32	Ctn Wt	129
Seat	21	53 ½	17 ½	Cu Ft	35
Arm			24 ¾		

	Single Upholstery	Frame Zone 1	Seat & Back Zone 2	Arm Zone 3	Pocket (per arm)
COM Ydg	11 ¾	3 ¾	5 ¾	2 ¾	1
COL Sq Ft	235	75	115	55	18

## Single Upholstery Specify: Model | Upholstery | Pocket | Foot Style

PLCF22														
	COM	COL	A	B	C	D	E	F	G	H	I	J	L1	L2
Single Uph	\$3,917	\$4,587	\$4,020	\$4,226	\$4,587	\$5,051	\$5,515	\$6,237	\$7,010	\$7,834	\$9,123	\$10,669	\$7,577	\$8,607

## Multiple Upholstery Specify: Model | Frame Upholstery | Seat &amp; Back Uph | Arm Uph | Pocket | Foot Style

PLCF22_M														
Base Price: \$3,917	To the Base Price, add the appropriate upcharges by grade, per zone													
	COM	COL	A	B	C	D	E	F	G	H	I	J	L1	L2
Frame - Zone 1	+ n/a	+\$214	+ \$33	+ \$99	+\$214	+\$362	+\$510	+ \$741	+ \$988	+ \$1,251	+ \$1,662	+ \$2,155	+ \$1,169	+ \$1,497
Seat & Back - Zone 2	+ n/a	+\$328	+ \$51	+\$152	+\$328	+\$555	+\$782	+ \$1,136	+ \$1,514	+ \$1,917	+ \$2,548	+ \$3,305	+ \$1,792	+ \$2,296
Arm - Zone 3	+ n/a	+\$157	+ \$25	+\$73	+\$157	+\$266	+\$374	+ \$543	+ \$724	+ \$917	+ \$1,219	+ \$1,581	+ \$857	+ \$1,098


## Optional Arm Pocket Available on both Single and Multiple Upholstery Units with Arm Pocket Upholstery matching the Arm.

Pocket Upcharge Pricing below represents upcharge for single arm pocket. For pockets on both arms, double the price.														
	COM	COL	A	B	C	D	E	F	G	H	I	J	L1	L2
No Leather Accent	\$131	\$188	\$140	\$158	\$188	\$228	\$267	\$329	\$395	\$465	\$574	\$706	\$443	\$531
With Leather Accent	\$174	\$231	\$183	\$200	\$231	\$271	\$310	\$371	\$437	\$507	\$617	\$749	\$485	\$573

Model	Upholstery	Pocket	Foot Style
	Grade Vendor Pattern Colorway	<b>NP</b> No Pocket <b>LP</b> Left Pocket <b>LPX</b> Right Pocket - No Accent <b>LPAR</b> Left Pocket with Brown Accent <b>LPAK</b> Left Pocket with Black Accent <b>RP</b> Right Pocket <b>RPX</b> Right Pocket - No Accent <b>RPAR</b> Right Pocket with Brown Accent <b>RPAK</b> Right Pocket with Black Accent <b>BP</b> Both Left & Right Pockets <b>BPX</b> Both Pockets - No Accent <b>BPAR</b> Both Pockets with Brown Accent <b>BPAK</b> Both Pockets with Black Accent  see pocket for pricing	<b>WF</b> Wood Foot See Poet Wood Foot Finishes  <b>MF</b> Metal Foot See Poet Metal Foot Finishes  <a href="#">see foot finish style for pricing</a>

Description + General Information

Three Seat



- arm pocket available - upholstery same as arm and requires additional yardage, see upcharges below per arm
- undermount power center available - order EC30 separately

Dimensions	D	W	H	Shipping	
Overall	32	92	32	Ctn Wt	174
Seat	21	80 ½	17 ½	Cu Ft	49
Arm			24 ¾		

	Single Upholstery	Frame Zone 1	Seat & Back Zone 2	Arm Zone 3	Pocket (per arm)
COM Ydg	17	5 ½	9	2 ¾	1
COL Sq Ft	340	105	180	60	18

Single Upholstery Specify: Model | Upholstery | Pocket | Foot Style

PLCF23														
	COM	COL	A	B	C	D	E	F	G	H	I	J	L1	L2
Single Uph	\$5,165	\$6,135	\$5,314	\$5,613	\$6,135	\$6,806	\$7,477	\$8,521	\$9,640	\$10,833	\$12,697	\$14,934	\$10,460	\$11,952

Multiple Upholstery Specify: Model | Frame Upholstery | Seat & Back Uph | Arm Uph | Pocket | Foot Style

PLCF23_M														
Base Price: \$5,165		To the Base Price, add the appropriate upcharges by grade, per zone												
	COM	COL	A	B	C	D	E	F	G	H	I	J	L1	L2
Frame - Zone 1	+ n/a	+\$314	+\$49	+\$145	+\$314	+\$531	+\$748	+\$1,086	+\$1,448	+\$1,834	+\$2,437	+\$3,161	+\$1,714	+\$2,196
Seat & Back - Zone 2	+ n/a	+\$514	+\$79	+\$238	+\$514	+\$869	+\$1,224	+\$1,777	+\$2,370	+\$3,001	+\$3,988	+\$5,172	+\$2,804	+\$3,594
Arm - Zone 3	+ n/a	+\$157	+\$25	+\$73	+\$157	+\$266	+\$374	+\$543	+\$724	+\$917	+\$1,219	+\$1,581	+\$857	+\$1,098

Optional Arm Pocket Available on both Single and Multiple Upholstery Units with Arm Pocket Upholstery matching the Arm.


Pocket Upcharge Pricing below represents upcharge for single arm pocket. For pockets on both arms, double the price.														
	COM	COL	A	B	C	D	E	F	G	H	I	J	L1	L2
No Leather Accent	\$131	\$188	\$140	\$158	\$188	\$228	\$267	\$329	\$395	\$465	\$574	\$706	\$443	\$531
With Leather Accent	\$174	\$231	\$183	\$200	\$231	\$271	\$310	\$371	\$437	\$507	\$617	\$749	\$485	\$573

Model	Upholstery	Pocket	Foot Style
	Grade Vendor Pattern Colorway	<b>NP</b> No Pocket <b>LP</b> Left Pocket <b>LPX</b> Right Pocket - No Accent <b>LPAR</b> Left Pocket with Brown Accent <b>LPAK</b> Left Pocket with Black Accent <b>RP</b> Right Pocket <b>RPX</b> Right Pocket - No Accent <b>RPAR</b> Right Pocket with Brown Accent <b>RPAK</b> Right Pocket with Black Accent <b>BP</b> Both Left & Right Pockets <b>BPX</b> Both Pockets - No Accent <b>BPAR</b> Both Pockets with Brown Accent <b>BPAK</b> Both Pockets with Black Accent  see pocket for pricing	<b>WF</b> Wood Foot See Poet Wood Foot Finishes  <b>MF</b> Metal Foot See Poet Metal Foot Finishes  <a href="#">see foot finish style for pricing</a>

C  
O  
K  
C  
0  
0  
2  
0  
5

## Description + General Information

## Three Seat with Center Bench



- arm pocket available - upholstery same as arm and requires additional yardage, see upcharges below per arm
- undermount power center available - order EC30 separately

Dimensions	D	W	H	Shipping	
Overall	33	92	32	Ctn Wt	170
Seat	22 & 34	80 ½	17 ½	Cu Ft	50
Arm			24 ¾		

	Single Upholstery	Frame Zone 1	Seat & Back Zone 2	Arm Zone 3	Pocket (per arm)
COM Ydg	15	4 ¼	8 ¼	2 ¾	1
COL Sq Ft	300	85	165	60	18

## Single Upholstery Specify: Model | Upholstery | Pocket | Foot Style

PLCF23B														
	COM	COL	A	B	C	D	E	F	G	H	I	J	L1	L2
Single Uph	\$4,861	\$5,718	\$4,994	\$5,257	\$5,718	\$6,310	\$6,902	\$7,823	\$8,810	\$9,863	\$11,508	\$13,482	\$9,534	\$10,850

## Multiple Upholstery Specify: Model | Frame Upholstery | Seat &amp; Back Uph | Arm Uph | Pocket | Foot Style

PLCF23B_M														
Base Price: \$4,861	To the Base Price, add the appropriate upcharges by grade, per zone													
	COM	COL	A	B	C	D	E	F	G	H	I	J	L1	L2
Frame - Zone 1	+ n/a	+\$243	+\$38	+\$113	+\$243	+\$411	+\$579	+\$840	+\$1,119	+\$1,418	+\$1,884	+\$2,443	+\$1,325	+\$1,697
Seat & Back - Zone 2	+ n/a	+\$472	+\$74	+\$218	+\$472	+\$797	+\$1,123	+\$1,630	+\$2,172	+\$2,752	+\$3,656	+\$4,742	+\$2,571	+\$3,294
Arm - Zone 3	+ n/a	+\$158	+\$25	+\$73	+\$158	+\$266	+\$375	+\$544	+\$724	+\$918	+\$1,219	+\$1,581	+\$857	+\$1,098


## Optional Arm Pocket Available on both Single and Multiple Upholstery Units with Arm Pocket Upholstery matching the Arm.

Pocket Upcharge Pricing below represents upcharge for single arm pocket. For pockets on both arms, double the price.														
	COM	COL	A	B	C	D	E	F	G	H	I	J	L1	L2
No Leather Accent	\$131	\$188	\$140	\$158	\$188	\$228	\$267	\$329	\$395	\$465	\$574	\$706	\$443	\$531
With Leather Accent	\$174	\$231	\$183	\$200	\$231	\$271	\$310	\$371	\$437	\$507	\$617	\$749	\$485	\$573

Model	Upholstery	Pocket	Foot Style
	Grade Vendor Pattern Colorway	<b>NP</b> No Pocket <b>LP</b> Left Pocket <b>LPX</b> Right Pocket - No Accent <b>LPAR</b> Left Pocket with Brown Accent <b>LPAK</b> Left Pocket with Black Accent <b>RP</b> Right Pocket <b>RPX</b> Right Pocket - No Accent <b>RPAR</b> Right Pocket with Brown Accent <b>RPAK</b> Right Pocket with Black Accent <b>BP</b> Both Left & Right Pockets <b>BPX</b> Both Pockets - No Accent <b>BPAR</b> Both Pockets with Brown Accent <b>BPAK</b> Both Pockets with Black Accent  see pocket for pricing	<b>WF</b> Wood Foot See Poet Wood Foot Finishes  <b>MF</b> Metal Foot See Poet Metal Foot Finishes  <a href="#">see foot finish style for pricing</a>

Description + General Information

Two Seat with Center Table



- arm pocket available - upholstery same as arm and requires additional yardage, see upcharges below per arm
- undermount power center available - order EC30 separately

Dimensions	D	W	H	Shipping	
Overall	32	92	32	Ctn Wt	170
Seat	21	26 ½ ea	17 ½	Cu Ft	49
Arm			24 ¾		

	Single Upholstery	Frame Zone 1	Seat & Back Zone 2	Arm Zone 3	Pocket (per arm)
COM Ydg	13	4 ½	6	2 ¾	1
COL Sq Ft	260	85	120	55	18

Single Upholstery Specify: Model | Single Uph | Pocket | Top Surface | Foot Style | Power

PLCF22T														
	COM	COL	A	B	C	D	E	F	G	H	I	J	L1	L2
Single Uph/Lam	\$4,342	\$5,084	\$4,456	\$4,684	\$5,084	\$5,597	\$6,110	\$6,908	\$7,764	\$8,676	\$10,102	\$11,813	\$8,391	\$9,532
Single Uph/Essentials	\$4,675	\$5,417	\$4,789	\$5,017	\$5,417	\$5,930	\$6,443	\$7,241	\$8,097	\$9,009	\$10,435	\$12,146	\$8,724	\$9,865
Single Uph/Artisan	\$4,701	\$5,443	\$4,815	\$5,043	\$5,443	\$5,956	\$6,469	\$7,267	\$8,123	\$9,035	\$10,461	\$12,172	\$8,750	\$9,891
Single Uph/Solid Surf	\$6,139	\$6,881	\$6,253	\$6,481	\$6,881	\$7,394	\$7,907	\$8,705	\$9,561	\$10,473	\$11,899	\$13,610	\$10,188	\$11,329

Multiple Upholstery Specify: Model | Frame Upholstery | Seat & Back Uph | Arm Uph | Pocket | Top Surface | Foot Style | Power

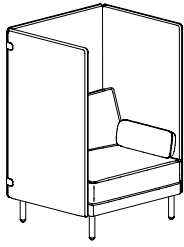
PLCF22T_M	Base Price Laminate: \$4,342							Base Price Essentials: \$4,675						
	Base Price Solid Surface: \$6,139							Base Price Artisan: \$4,701						
	To the Base Price, add the appropriate upcharges by grade, per zone													
		COM	COL	A	B	C	D	E	F	G	H	I	J	L1
Frame - Zone 1	+n/a	+ \$257	+ \$40	+ \$119	+ \$257	+ \$435	+ \$612	+ \$889	+ \$1,185	+ \$1,501	+ \$1,994	+ \$2,587	+ \$1,402	+ \$1,797
Seat & Back - Zone 2	+n/a	+ \$343	+ \$53	+ \$158	+ \$343	+ \$580	+ \$816	+ \$1,185	+ \$1,580	+ \$2,001	+ \$2,659	+ \$3,449	+ \$1,869	+ \$2,396
Arm - Zone 3	+n/a	+ \$157	+ \$25	+ \$73	+ \$157	+ \$266	+ \$374	+ \$543	+ \$724	+ \$917	+ \$1,219	+ \$1,581	+ \$857	+ \$1,098

Optional Arm Pocket Available on both Single and Multiple Upholstery Units with Arm Pocket Upholstery matching the Arm.

Pocket Upcharge Pricing below represents upcharge for single arm pocket. For pockets on both arms, double the price.														
	COM	COL	A	B	C	D	E	F	G	H	I	J	L1	L2
No Leather Accent	\$131	\$188	\$140	\$158	\$188	\$228	\$267	\$329	\$395	\$465	\$574	\$706	\$443	\$531
With Leather Accent	\$174	\$231	\$183	\$200	\$231	\$271	\$310	\$371	\$437	\$507	\$617	\$749	\$485	\$573

Model	Upholstery	Pocket	Top Surface	Foot Style	Power
	Grade Vendor Pattern Colorway	<b>NP</b> No Pocket <b>LP</b> Left Pocket <b>LPX</b> Right Pocket - No Accent <b>LPAR</b> Left Pocket with Brown Accent <b>LPAK</b> Left Pocket with Black Accent <b>RP</b> Right Pocket <b>RPX</b> Right Pocket - No Accent <b>RPAR</b> Right Pocket with Brown Accent <b>RPAK</b> Right Pocket with Black Accent <b>BP</b> Both Left & Right Pocket <b>BPX</b> Both Pockets - No Accent <b>BPAR</b> Both Pockets with Brown Accent <b>BPAK</b> Both Pockets with Black Accent	<b>T Laminate</b> See Poet Laminate Finishes <b>V Veneer</b> See Poet Veneer Finishes <b>S Solid Surface</b> See Poet Solid Surface Finishes <a href="#">see top surface for pricing</a>	<b>WF</b> Wood Foot See Poet Wood Foot Finishes  <b>MF</b> Metal Foot See Poet Metal Foot Finishes  <a href="#">see foot finish style for pricing</a>	<b>NSP</b> No Surface Power <b>YSP</b> Surface Power (EC31) - add \$420 <b>B Black Power Unit</b> <b>B</b> Black Cord <b>G</b> Graphite Cord - add \$187 <b>W White Power Unit</b> <b>G</b> Graphite Cord - add \$187

## Description + General Information

Single Seat with Privacy Surround -  
Bolster

left shown

- leather not available on surround frame
- undermount power center available - order EC30 separately

Dimensions	D	W	H	Shipping	
Overall	33	37 ½	54	Ctn Wt	161
Seat	21	33	17 ½	Cu Ft	26

	Single Upholstery	Frame Zone 1	Seat & Back Zone 2	Bolster Zone 3
COM Ydg	13 ½	8 ¾	4 ¼	¾
COL Sq Ft	100*	158	85	14

\*back/ bolster only

## Single Upholstery Specify: Model | Upholstery | Strap Accent | Foot Style

PLCFS31-PR  
PLCFS31-PL

	COM	COL	A	B	C	D	E	F	G	H	I	J	L1	L2
Single Uph	\$5,057	n/a	\$5,176	\$5,413	\$5,828	\$6,361	\$6,893	\$7,723	\$8,611	\$9,558	\$11,039	\$12,815	n/a	n/a

## Multiple Upholstery Specify: Model | Frame Upholstery | Seat &amp; Back Uph | Bolster Uph | Strap Accent | Foot Style

PLCFS31-PR\_M  
PLCFS31-PL\_M

Base Price: \$5,057

To the Base Price, add the appropriate upcharges by grade, per zone

	COM	COL	A	B	C	D	E	F	G	H	I	J	L1	L2
Frame - Zone 1	+ n/a	+n/a	+\$78	+\$231	+\$500	+\$846	+\$1,190	+\$1,728	+\$2,304	+\$2,918	+\$3,878	+\$5,029	+ n/a	+ n/a
Seat & Back - Zone 2	+ n/a	+\$243	+\$38	+\$113	+\$243	+\$411	+\$578	+\$840	+\$1,119	+\$1,417	+\$1,884	+\$2,443	+\$1,324	+\$1,697
Bolster - Zone 3	+ n/a	+\$43	+\$7	+\$20	+\$43	+\$73	+\$102	+\$149	+\$198	+\$251	+\$333	+\$431	+\$234	+\$300


Model	Upholstery	Strap Accent	Foot Style
	Grade Vendor Pattern Colorway	FA Fabric Accent LA Leather Accent - add \$105 BRO Brown BLK Black	WF Wood Foot See Poet Wood Foot Finishes  MF Metal Foot See Poet Metal Foot Finishes  <a href="#">see foot finish style for pricing</a>



Description + General Information

**Single Seat with Privacy Surround - Table**

- leather not available on surround frame
- undermount power center available - order EC30 separately



left shown

Dimensions	D	W	H	Shipping	
Overall	33	51 ½	54	Ctn Wt	181
Seat	21	26 ½	17 ½	Cu Ft	31

	Single Upholstery	Frame Zone 1	Seat & Back Zone 2
COM Ydg	13 ¾	9 ¾	4 ½
COL Sq Ft	90*	n/a	90

\*seat/back only

**Single Upholstery** Specify: Model | Upholstery | Strap Accent | Top Surface | Foot Style

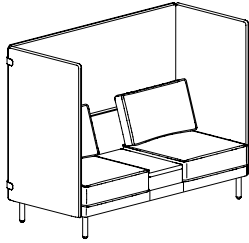
PLCFS31-TR PLCFS31-TL														
	COM	COL	A	B	C	D	E	F	G	H	I	J	L1	L2
Single Uph/Lam	\$5,371	n/a	\$5,492	\$5,734	\$6,156	\$6,699	\$7,241	\$8,086	\$8,991	\$9,956	\$11,464	\$13,273	n/a	n/a
Single Uph/Essentials	\$5,652	n/a	\$5,773	\$6,015	\$6,437	\$6,980	\$7,522	\$8,367	\$9,272	\$10,237	\$11,745	\$13,554	n/a	n/a
Single Uph/Artisan	\$5,664	n/a	\$5,785	\$6,027	\$6,449	\$6,992	\$7,534	\$8,379	\$9,284	\$10,249	\$11,757	\$13,566	n/a	n/a
Single Uph/Solid Surf	\$6,345	n/a	\$6,466	\$6,708	\$7,130	\$7,673	\$8,215	\$9,060	\$9,965	\$10,930	\$12,438	\$14,247	n/a	n/a

**Multiple Upholstery** Specify: Model | Frame Upholstery | Seat & Back Uph | Strap Accent | Top Surface | Foot Style

PLCFS31-TR_M PLCFS31-TL_M	Base Price Laminate: \$5,371							Base Price Essentials: \$5,652						
	Base Price Solid Surface: \$6,345							Base Price Artisan: \$5,664						
	To the Base Price, add the appropriate upcharges by grade, per zone													
	COM	COL	A	B	C	D	E	F	G	H	I	J	L1	L2
Frame - Zone 1	+n/a	+ n/a	+ \$86	+ \$258	+ \$557	+ \$942	+ \$1,326	+ \$1,926	+ \$2,567	+ \$3,252	+ \$4,321	+ \$5,604	+ n/a	+ n/a
Seat & Back - Zone 2	+n/a	+ \$257	+ \$40	+ \$119	+ \$257	+ \$435	+ \$612	+ \$889	+ \$1,185	+ \$1,501	+ \$1,995	+ \$2,587	+ \$1,402	+ \$1,797

Model	Upholstery	Strap Accent	Top Surface	Foot Style
	Grade Vendor Pattern Colorway	FA Fabric Accent LA Leather Accent - add \$105 BRO Brown BLK Black	T Laminat See Poet Laminat Finishes V Veneer See Poet Veneer Finishes S Solid Surface See Poet Solid Surface Finishes <a href="#">see top surface for pricing</a>	WF Wood Foot See Poet Wood Foot Finishes  MF Metal Foot See Poet Metal Foot Finishes  <a href="#">see foot finish style for pricing</a>

## Description + General Information

Two Seat with Privacy Surround -  
Table

- leather not available on surround frame
- undermount power center available - order EC30 separately

Dimensions	D	W	H	Shipping	
Overall	33	78 ½	54	Ctn Wt	206
Seat	21	26 ½	17 ½	Cu Ft	31

	Single Upholstery	Frame Zone 1	Seat & Back Zone 2
COM Ydg	18 ¾	12 ¼	7
COL Sq Ft	140*	n/a	140

\*seat/back only

## Single Upholstery Specify: Model | Upholstery | Strap Accent | Top Surface | Foot Style | Power

## PLCFS32-T

	COM	COL	A	B	C	D	E	F	G	H	I	J	L1	L2
Single Uph/Lam	\$6,766	n/a	\$6,931	\$7,260	\$7,836	\$8,576	\$9,316	\$10,468	\$11,701	\$13,017	\$15,074	\$17,541	n/a	n/a
Single Uph/Essentials	\$7,047	n/a	\$7,212	\$7,541	\$8,117	\$8,857	\$9,597	\$10,749	\$11,982	\$13,298	\$15,355	\$17,822	n/a	n/a
Single Uph/Artisan	\$7,059	n/a	\$7,224	\$7,553	\$8,129	\$8,869	\$9,609	\$10,761	\$11,994	\$13,310	\$15,367	\$17,834	n/a	n/a
Single Uph/Solid Surf	\$7,740	n/a	\$7,905	\$8,234	\$8,810	\$9,550	\$10,290	\$11,442	\$12,675	\$13,991	\$16,048	\$18,515	n/a	n/a

## Multiple Upholstery Specify: Model | Frame Uph | Seat &amp; Back Uph | Strap Accent | Top Surface | Foot Style | Power

## PLCFS32-T\_M

Base Price Laminate: \$6,766

Base Price Essentials: \$7,047

Base Price Solid Surface: \$7,740

Base Price Artisan: \$7,059

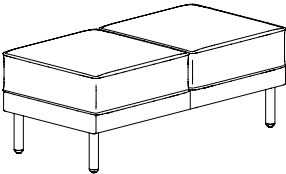
To the Base Price, add the appropriate upcharges by grade, per zone

	COM	COL	A	B	C	D	E	F	G	H	I	J	L1	L2
Frame - Zone 1	+n/a	+ n/a	+ \$108	+ \$323	+ \$700	+ \$1,183	+ \$1,666	+ \$2,419	+ \$3,225	+ \$4,084	+ \$5,428	+ \$7,040	n/a	n/a
Seat & Back - Zone 2	+n/a	+ \$400	+ \$62	+ \$185	+ \$400	+ \$676	+ \$952	+ \$1,383	+ \$1,843	+ \$2,334	+ \$3,102	+ \$4,023	+ \$2,181	+ \$2,795

Model	Upholstery	Strap Accent	Top Surface	Foot Style	Power
	Grade Vendor Pattern Colorway	FA Fabric Accent LA Leather Accent - add \$105 BRO Brown BLK Black	T Laminate See Poet Laminate Finishes V Veneer See Poet Veneer Finishes S Solid Surface See Poet Solid Surface Finishes <a href="#">see top surface for pricing</a>	WF Wood Foot See Poet Wood Foot Finishes MF Metal Foot See Poet Metal Foot Finishes <a href="#">see foot finish style for pricing</a>	NSP No Surface Power YSP Surface Power (EC31) - add \$420 B Black Power Unit B Black Cord G Graphite Cord - add \$187 W White Power Unit G Graphite Cord - add \$187

Description + General Information

Two Seat Bench



- undermount power center available - order EC30 separately

Dimensions	D	W	H	Shipping	
Overall	22 ½	43 ¾	17 ½	Ctn Wt	60
Seat	22 ½	43 ¾	17 ½	Cu Ft	8

	Single Upholstery	Frame Zone 1	Seat Zone 2
COM Ydg	3 ¼	1	2 ½
COL Sq Ft	59	15	50

Single Upholstery Specify: Model | Upholstery | Foot Style

PLCFB02														
	COM	COL	A	B	C	D	E	F	G	H	I	J	L1	L2
Single Uph	\$1,956	\$2,141	\$1,985	\$2,042	\$2,141	\$2,270	\$2,398	\$2,598	\$2,812	\$3,040	\$3,396	\$3,824	\$2,968	\$3,253

Multiple Upholstery Specify: Model | Frame Upholstery | Seat & Back Uph | Foot Style

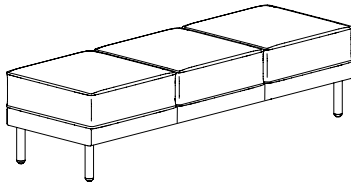
PLCFB02_M														
Base Price: \$1,956		To the Base Price, add the appropriate upcharges by grade, per zone												
	COM	COL	A	B	C	D	E	F	G	H	I	J	L1	L2
Frame - Zone 1	+ n/a	+\$57	+ \$9	+ \$27	+\$57	+\$97	+ \$136	+ \$198	+ \$264	+ \$334	+ \$444	+ \$575	+ \$312	+ \$400
Seat - Zone 2	+ n/a	+\$143	+ \$23	+\$67	+\$143	+\$242	+ \$340	+ \$494	+ \$659	+ \$834	+ \$1,108	+ \$1,437	+ \$779	+ \$998

Model	Upholstery	Foot Style
	Grade Vendor Pattern Colorway	<b>WF</b> Wood Foot See Poet Wood Foot Finishes  <b>MF</b> Metal Foot See Poet Metal Foot Finishes  <a href="#">see foot finish style for pricing</a>

C  
O  
K  
C  
0  
0  
2  
0  
5

## Description + General Information

## Three Bench Seat



- undermount power center available - order EC30 separately

Dimensions	D	W	H	Shipping	
Overall	22 ½	65 ½	17 ½	Ctn Wt	86
Seat	22 ½	65 ½	17 ½	Cu Ft	12

	Single Upholstery	Frame Zone 1	Seat Zone 2
COM Ydg	5	1	4 ¼
COL Sq Ft	90	20	85

## Single Upholstery Specify: Model Upholstery Foot Style

PLCFB03														
	COM	COL	A	B	C	D	E	F	G	H	I	J	L1	L2
Single Uph	\$2,642	\$2,927	\$2,686	\$2,773	\$2,927	\$3,124	\$3,322	\$3,629	\$3,958	\$4,309	\$4,857	\$5,515	\$4,199	\$4,638

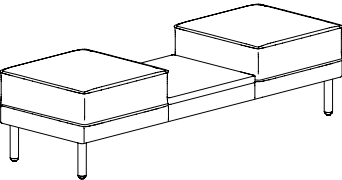
## Multiple Upholstery Specify: Model | Frame Upholstery | Seat &amp; Back Uph | Foot Style

PLCFB03_M														
Base Price: \$2,642		To the Base Price, add the appropriate upcharges by grade, per zone												
	COM	COL	A	B	C	D	E	F	G	H	I	J	L1	L2
Frame - Zone 1	+ n/a	+\$57	+\$9	+\$27	+\$57	+\$97	+\$136	+\$198	+\$264	+\$334	+\$443	+\$575	+\$312	+\$400
Seat - Zone 2	+ n/a	+\$243	+\$38	+\$112	+\$243	+\$410	+\$578	+\$839	+\$1,119	+\$1,417	+\$1,883	+\$2,443	+\$1,324	+\$1,697

Model	Upholstery	Foot Style
	Grade Vendor Pattern Colorway	<b>WF</b> Wood Foot See Poet Wood Foot Finishes  <b>MF</b> Metal Foot See Poet Metal Foot Finishes  <a href="#">see foot finish style for pricing</a>

Description + General Information

Two Seat Bench - Table



- undermount power center available - order EC30 separately

Dimensions	D	W	H	Shipping	
Overall	22 ½	65 ½	17 ½	Ctn Wt	86
Seat	22 ½	22 ea	17 ½	Cu Ft	12

	Single Upholstery	Frame Zone 1	Seat Zone 2
COM Ydg	3 ½	1	2 ¾
COL Sq Ft	63	20	55

Single Upholstery Specify: Model | Single Uph | Top Surface | Foot Style | Power

PLCFB02T														
	COM	COL	A	B	C	D	E	F	G	H	I	J	L1	L2
Single Uph/Lam	\$2,265	\$2,464	\$2,295	\$2,357	\$2,464	\$2,603	\$2,741	\$2,956	\$3,186	\$3,432	\$3,815	\$4,276	\$3,355	\$3,662
Single Uph/Essentials	\$2,552	\$2,751	\$2,582	\$2,644	\$2,751	\$2,890	\$3,028	\$3,243	\$3,473	\$3,719	\$4,102	\$4,563	\$3,642	\$3,949
Single Uph/Artisan	\$2,567	\$2,766	\$2,597	\$2,659	\$2,766	\$2,905	\$3,043	\$3,258	\$3,488	\$3,734	\$4,117	\$4,578	\$3,657	\$3,964
Single Uph/Solid Surf	\$3,581	\$3,780	\$3,611	\$3,673	\$3,780	\$3,919	\$4,057	\$4,272	\$4,502	\$4,748	\$5,131	\$5,592	\$4,671	\$4,978

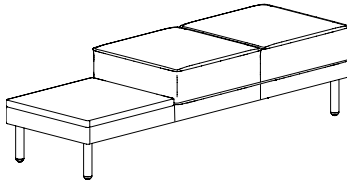
Multiple Upholstery Specify: Model | Frame Uph | Seat & Back Uph | Top Surface | Foot Style | Power

PLCFB02T_M	Base Price Laminate: \$2,265							Base Price Essentials: \$2,552						
	Base Price Solid Surface: \$3,581							Base Price Artisan: \$2,567						
	To the Base Price, add the appropriate upcharges by grade, per zone													
		COM	COL	A	B	C	D	E	F	G	H	I	J	L1
Frame - Zone 1	+n/a	+\$57	+\$9	+\$27	+\$57	+\$97	+\$136	+\$198	+\$264	+\$334	+\$443	+\$575	+\$312	+\$400
Seat - Zone 2	+n/a	+\$157	+\$24	+\$73	+\$157	+\$266	+\$374	+\$543	+\$724	+\$917	+\$1,218	+\$1,581	+\$857	+\$1,098

Model	Upholstery	Top Surface	Foot Style	Power
	Grade Vendor Pattern Colorway	<b>T Laminate</b> See Poet Laminate Finishes <b>V Veneer</b> See Poet Veneer Finishes <b>S Solid Surface</b> See Poet Solid Surface Finishes <a href="#">see top surface for pricing</a>	<b>WF Wood Foot</b> See Poet Wood Foot Finishes <b>MF Metal Foot</b> See Poet Metal Foot Finishes <a href="#">see foot finish style for pricing</a>	<b>NSP</b> No Surface Power <b>YSP Surface Power (EC31)</b> - add \$420 <b>B Black Power Unit</b> B Black Cord G Graphite Cord - add \$187 <b>W White Power Unit</b> G Graphite Cord - add \$187

## Description + General Information

## Two Seat Bench - Table



left shown

- undermount power center available - order EC30 separately

Dimensions	D	W	H	Shipping	
Overall	22 ½	65 ½	17 ½	Ctn Wt	86
Seat	22 ½	43 ¾	17 ½	Cu Ft	12

	Single Upholstery	Frame Zone 1	Seat Zone 2
COM Ydg	3 ½	1	2 ¾
COL Sq Ft	63	20	55

## Single Upholstery Specify: Model | Single Uph | Top Surface | Foot Style | Power

PLCFB02T-R  
PLCFB02T-L

	COM	COL	A	B	C	D	E	F	G	H	I	J	L1	L2
Single Uph/Lam	\$2,265	\$2,464	\$2,295	\$2,357	\$2,464	\$2,603	\$2,741	\$2,956	\$3,186	\$3,432	\$3,815	\$4,276	\$3,355	\$3,662
Single Uph/Essentials	\$2,552	\$2,751	\$2,582	\$2,644	\$2,751	\$2,890	\$3,028	\$3,243	\$3,473	\$3,719	\$4,102	\$4,563	\$3,642	\$3,949
Single Uph/Artisan	\$2,567	\$2,766	\$2,597	\$2,659	\$2,766	\$2,905	\$3,043	\$3,258	\$3,488	\$3,734	\$4,117	\$4,578	\$3,657	\$3,964
Single Uph/Solid Surf	\$3,581	\$3,780	\$3,611	\$3,673	\$3,780	\$3,919	\$4,057	\$4,272	\$4,502	\$4,748	\$5,131	\$5,592	\$4,671	\$4,978

## Multiple Upholstery Specify: Model | Frame Uph | Seat &amp; Back Uph | Top Surface | Foot Style | Power

PLCFB02T-R\_M  
PLCFB02T-L\_M

Base Price Laminate: \$2,265

Base Price Essentials: \$2,552

Base Price Solid Surface: \$3,581

Base Price Artisan: \$2,567


To the Base Price, add the appropriate upcharges by grade, per zone

	COM	COL	A	B	C	D	E	F	G	H	I	J	L1	L2
Frame - Zone 1	+n/a	+\$57	+\$9	+\$27	+\$57	+\$97	+\$136	+\$198	+\$264	+\$334	+\$443	+\$575	+\$312	+\$400
Seat - Zone 2	+n/a	+\$157	+\$24	+\$73	+\$157	+\$266	+\$374	+\$543	+\$724	+\$917	+\$1,218	+\$1,581	+\$857	+\$1,098

Model	Upholstery	Top Surface	Foot Style	Power
	Grade Vendor Pattern Colorway	<b>T Laminate</b> See Poet Laminate Finishes <b>V Veneer</b> See Poet Veneer Finishes <b>S Solid Surface</b> See Poet Solid Surface Finishes <a href="#">see top surface for pricing</a>	<b>WF Wood Foot</b> See Poet Wood Foot Finishes <b>MF Metal Foot</b> See Poet Metal Foot Finishes <a href="#">see foot finish style for pricing</a>	<b>NSP</b> No Surface Power <b>YSP Surface Power (EC31)</b> - add \$420 <b>B Black Power Unit</b> B Black Cord G Graphite Cord - add \$187 <b>W White Power Unit</b> G Graphite Cord - add \$187

Description + General Information

Single Seat with Arm



left shown

- arm pocket available - upholstery same as arm and requires additional yardage, see upcharges below per arm
- undermount power center available - order EC30 separately

Dimensions	D	W	H	Shipping	
Overall	32	31 ½	32	Ctn Wt	68
Seat	21	26 ½	17 ½	Cu Ft	17
Arm			24 ¾		

	Single Upholstery	Frame Zone 1	Seat & Back Zone 2	Arm Zone 3	Pocket (per arm)
COM Ydg	6 ¾	2	3	1 ¾	1
COL Sq Ft	125	40	60	35	18

Single Upholstery Specify: Model | Upholstery | Pocket | Foot Style | Ganging

PLCM11-R PLCM11-L														
	COM	COL	A	B	C	D	E	F	G	H	I	J	L1	L2
Single Uph	\$2,435	\$2,791	\$2,490	\$2,600	\$2,791	\$3,038	\$3,285	\$3,669	\$4,080	\$4,519	\$5,204	\$6,027	\$4,382	\$4,930

Multiple Upholstery Specify: Model | Frame Upholstery | Seat & Back Uph | Arm Uph | Pocket | Foot Style | Ganging

PLCM11-R_M PLCM11-L_M														
Base Price: \$2,435	To the Base Price, add the appropriate upcharges by grade, per zone													
	COM	COL	A	B	C	D	E	F	G	H	I	J	L1	L2
Frame - Zone 1	+ n/a	+\$114	+\$18	+\$53	+\$114	+\$193	+\$272	+\$395	+\$527	+\$667	+\$887	+\$1,150	+\$624	+\$799
Seat & Back - Zone 2	+ n/a	+\$171	+\$27	+\$80	+\$171	+\$290	+\$408	+\$593	+\$790	+\$1,001	+\$1,330	+\$1,725	+\$935	+\$1,198
Arm - Zone 3	+ n/a	+\$100	+\$16	+\$47	+\$100	+\$169	+\$238	+\$346	+\$461	+\$584	+\$776	+\$1,006	+\$546	+\$699

Optional Arm Pocket Available on both Single and Multiple Upholstery Units with Arm Pocket Upholstery matching the Arm.

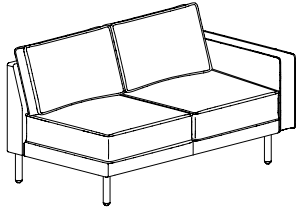
Pocket Upcharge Pricing below represents upcharge for single arm pocket. For pockets on both arms, double the price.														
	COM	COL	A	B	C	D	E	F	G	H	I	J	L1	L2
No Leather Accent	\$131	\$188	\$140	\$158	\$188	\$228	\$267	\$329	\$395	\$465	\$574	\$706	\$443	\$531
With Leather Accent	\$174	\$231	\$183	\$200	\$231	\$271	\$310	\$371	\$437	\$507	\$617	\$749	\$485	\$573

Model	Upholstery	Pocket	Foot Style	Ganging
	Grade Vendor Pattern Colorway	<b>NP</b> No Pocket <b>RP</b> Right Pocket <b>RPX</b> Right Pocket - No Accent <b>RPAR</b> Right Pocket with Brown Accent <b>RPAK</b> Right Pocket with Black Accent <b>LP</b> Left Pocket <b>LPX</b> Left Pocket - No Accent <b>LPAR</b> Left Pocket with Brown Accent <b>LPAK</b> Left Pocket with Black Accent  see pocket for pricing	<b>WF</b> Wood Foot See Poet Wood Foot Finishes  <b>MF</b> Metal Foot See Poet Metal Foot Finishes  <a href="#">see foot finish style for pricing</a>	<b>NGB</b> No Ganging Brackets <b>YGV</b> Ganging Bracket - add \$50

C  
O  
K  
C  
0  
0  
2  
0  
5

## Description + General Information

## Two Seat with Arm



left shown

- arm pocket available - upholstery same as arm and requires additional yardage, see upcharges below per arm
- undermount power center available - order EC30 separately

Dimensions	D	W	H	Shipping	
Overall	32	58 ½	32	Ctn Wt	115
Seat	21	53 ½	17 ½	Cu Ft	31
Arm			24 ¾		

	Single Upholstery	Frame Zone 1	Seat & Back Zone 2	Arm Zone 3	Pocket (per arm)
COM Ydg	11	3 ½	6	1 ¾	1
COL Sq Ft	220	70	120	35	18

## Single Upholstery Specify: Model | Upholstery | Pocket | Foot Style | Ganging

PLCM12-R  
PLCM12-L

	COM	COL	A	B	C	D	E	F	G	H	I	J	L1	L2
Single Uph	\$3,626	\$4,254	\$3,723	\$3,916	\$4,254	\$4,688	\$5,122	\$5,798	\$6,521	\$7,294	\$8,500	\$9,947	\$7,052	\$8,017

## Multiple Upholstery Specify: Model | Frame Upholstery | Seat &amp; Back Uph | Arm Uph | Pocket | Foot Style | Ganging

PLCM12-R\_M  
PLCM12-L\_M

Base Price: \$3,626 To the Base Price, add the appropriate upcharges by grade, per zone

	COM	COL	A	B	C	D	E	F	G	H	I	J	L1	L2
Frame - Zone 1	+ n/a	+\$200	+ \$31	+ \$93	+\$200	+\$338	+ \$476	+ \$692	+ \$922	+ \$1,168	+ \$1,551	+ \$2,012	+ \$1,091	+ \$1,398
Seat & Back - Zone 2	+ n/a	+\$343	+ \$53	+\$159	+\$343	+\$580	+ \$816	+ \$1,185	+ \$1,580	+ \$2,001	+ \$2,659	+ \$3,448	+ \$1,869	+ \$2,396
Arm - Zone 3	+ n/a	+\$100	+ \$16	+\$47	+\$100	+\$169	+ \$238	+ \$346	+ \$461	+ \$584	+ \$776	+ \$1,006	+ \$546	+ \$699

## Optional Arm Pocket Available on both Single and Multiple Upholstery Units with Arm Pocket Upholstery matching the Arm.

Pocket Upcharge Pricing below represents upcharge for single arm pocket. For pockets on both arms, double the price.


	COM	COL	A	B	C	D	E	F	G	H	I	J	L1	L2
No Leather Accent	\$131	\$188	\$140	\$158	\$188	\$228	\$267	\$329	\$395	\$465	\$574	\$706	\$443	\$531
With Leather Accent	\$174	\$231	\$183	\$200	\$231	\$271	\$310	\$371	\$437	\$507	\$617	\$749	\$485	\$573

Model	Upholstery	Pocket	Foot Style	Ganging
	Grade Vendor Pattern Colorway	<b>NP</b> No Pocket <b>RP</b> Right Pocket <b>RPX</b> Right Pocket - No Accent <b>RPAR</b> Right Pocket with Brown Accent <b>RPAK</b> Right Pocket with Black Accent <b>LP</b> Left Pocket <b>LPX</b> Left Pocket - No Accent <b>LPAR</b> Left Pocket with Brown Accent <b>LPAK</b> Left Pocket with Black Accent  see pocket for pricing	<b>WF</b> Wood Foot See Poet Wood Foot Finishes  <b>MF</b> Metal Foot See Poet Metal Foot Finishes  <a href="#">see foot finish style for pricing</a>	<b>NGB</b> No Ganging Brackets <b>YGV</b> Ganging Bracket - add \$50



Description + General Information

Three Seat with Arm



- arm pocket available - upholstery same as arm and requires additional yardage, see upcharges below per arm
- undermount power center available - order EC30 separately

Dimensions	D	W	H	Shipping	
Overall	32	85 ½	32	Ctn Wt	160
Seat	21	80 ½	17 ½	Cu Ft	45
Arm			24 ¾		

	Single Upholstery	Frame Zone 1	Seat & Back Zone 2	Arm Zone 3	Pocket (per arm)
COM Ydg	15 ½	5 ¼	9	1 ¾	1
COL Sq Ft	310	105	180	35	18

Single Upholstery Specify: Model | Upholstery | Pocket | Foot Style | Ganging

PLCM13-R PLCM13-L														
	COM	COL	A	B	C	D	E	F	G	H	I	J	L1	L2
Single Uph	\$4,937	\$5,822	\$5,074	\$5,346	\$5,822	\$6,433	\$7,045	\$7,997	\$9,017	\$10,105	\$11,805	\$13,845	\$9,765	\$11,125

Multiple Upholstery Specify: Model | Frame Upholstery | Seat & Back Uph | Arm Uph | Pocket | Foot Style | Ganging

PLCM13-R_M PLCM13-L_M														
Base Price: \$4,937	To the Base Price, add the appropriate upcharges by grade, per zone													
	COM	COL	A	B	C	D	E	F	G	H	I	J	L1	L2
Frame - Zone 1	+ n/a	+\$300	+\$47	+\$139	+\$300	+\$507	+\$714	+\$1,037	+\$1,382	+\$1,751	+\$2,327	+\$3,018	+\$1,636	+\$2,096
Seat & Back - Zone 2	+ n/a	+\$514	+\$80	+\$238	+\$514	+\$869	+\$1,224	+\$1,777	+\$2,370	+\$3,001	+\$3,988	+\$5,173	+\$2,804	+\$3,594
Arm - Zone 3	+ n/a	+\$100	+\$16	+\$47	+\$100	+\$169	+\$238	+\$346	+\$461	+\$584	+\$776	+\$1,006	+\$546	+\$699

Optional Arm Pocket Available on both Single and Multiple Upholstery Units with Arm Pocket Upholstery matching the Arm.


Pocket Upcharge Pricing below represents upcharge for single arm pocket. For pockets on both arms, double the price.														
	COM	COL	A	B	C	D	E	F	G	H	I	J	L1	L2
No Leather Accent	\$131	\$188	\$140	\$158	\$188	\$228	\$267	\$329	\$395	\$465	\$574	\$706	\$443	\$531
With Leather Accent	\$174	\$231	\$183	\$200	\$231	\$271	\$310	\$371	\$437	\$507	\$617	\$749	\$485	\$573

Model	Upholstery	Pocket	Foot Style	Ganging
	Grade Vendor Pattern Colorway	<b>NP</b> No Pocket <b>RP</b> Right Pocket <b>RPX</b> Right Pocket - No Accent <b>RPAR</b> Right Pocket with Brown Accent <b>RPAK</b> Right Pocket with Black Accent <b>LP</b> Left Pocket <b>LPX</b> Left Pocket - No Accent <b>LPAR</b> Left Pocket with Brown Accent <b>LPAK</b> Left Pocket with Black Accent  see pocket for pricing	<b>WF</b> Wood Foot See Poet Wood Foot Finishes  <b>MF</b> Metal Foot See Poet Metal Foot Finishes  <a href="#">see foot finish style for pricing</a>	<b>NGB</b> No Ganging Brackets <b>YGV</b> Ganging Bracket - add \$50

C  
O  
K  
C  
0  
0  
2  
0  
5

## Description + General Information

## Two Seat with Peninsula Arm



left shown

- arm pocket available - upholstery same as arm and requires additional yardage, see upcharges below per arm
- undermount power center available - order EC30 separately

Dimensions	D	W	H	Shipping	
Overall	33	58 ½	32	Ctn Wt	111
Seat	22 & 34	53 ½	17 ½	Cu Ft	32
Arm			24 ¾		

	Single Upholstery	Frame Zone 1	Seat & Back Zone 2	Arm Zone 3	Pocket (per arm)
COM Ydg	8 ¾	2 ¼	5 ¼	1 ¾	1
COL Sq Ft	175	45	105	35	18

## Single Upholstery Specify: Model | Upholstery | Pocket | Foot Style | Ganging

PLCMP12B-R  
PLCMP12B-L

	COM	COL	A	B	C	D	E	F	G	H	I	J	L1	L2
Single Uph	\$3,333	\$3,832	\$3,410	\$3,563	\$3,832	\$4,178	\$4,523	\$5,060	\$5,636	\$6,250	\$7,210	\$8,361	\$6,058	\$6,826

## Multiple Upholstery Specify: Model | Frame Upholstery | Seat &amp; Back Uph | Arm Uph | Pocket | Foot Style | Ganging

PLCMP12B-R\_M  
PLCMP12B-L\_M

Base Price: \$3,333 To the Base Price, add the appropriate upcharges by grade, per zone

	COM	COL	A	B	C	D	E	F	G	H	I	J	L1	L2
Frame - Zone 1	+ n/a	+\$129	+\$20	+\$60	+\$129	+\$218	+\$306	+\$445	+\$593	+\$751	+\$997	+\$1,293	+\$701	+\$899
Seat & Back - Zone 2	+ n/a	+\$300	+\$47	+\$138	+\$300	+\$507	+\$714	+\$1,037	+\$1,382	+\$1,751	+\$2,327	+\$3,017	+\$1,635	+\$2,096
Arm - Zone 3	+ n/a	+\$100	+\$16	+\$46	+\$100	+\$169	+\$238	+\$346	+\$461	+\$584	+\$776	+\$1,006	+\$545	+\$699

## Optional Arm Pocket Available on both Single and Multiple Upholstery Units with Arm Pocket Upholstery matching the Arm.


Pocket Upcharge Pricing below represents upcharge for single arm pocket. For pockets on both arms, double the price.

	COM	COL	A	B	C	D	E	F	G	H	I	J	L1	L2
No Leather Accent	\$131	\$188	\$140	\$158	\$188	\$228	\$267	\$329	\$395	\$465	\$574	\$706	\$443	\$531
With Leather Accent	\$174	\$231	\$183	\$200	\$231	\$271	\$310	\$371	\$437	\$507	\$617	\$749	\$485	\$573

Model	Upholstery	Pocket	Foot Style	Ganging
	Grade Vendor Pattern Colorway	<b>NP</b> No Pocket <b>RP</b> Right Pocket <b>RPX</b> Right Pocket - No Accent <b>RPAR</b> Right Pocket with Brown Accent <b>RPAK</b> Right Pocket with Black Accent <b>LP</b> Left Pocket <b>LPX</b> Left Pocket - No Accent <b>LPAR</b> Left Pocket with Brown Accent <b>LPAK</b> Left Pocket with Black Accent  see pocket for pricing	<b>WF</b> Wood Foot See Poet Wood Foot Finishes  <b>MF</b> Metal Foot See Poet Metal Foot Finishes  <a href="#">see foot finish style for pricing</a>	<b>NGB</b> No Ganging Brackets <b>YGV</b> Ganging Bracket - add \$50

Description + General Information

Two Seat Peninsula with Arm



left shown

- arm pocket available - upholstery same as arm and requires additional yardage, see upcharges below per arm
- undermount power center available - order EC30 separately

Dimensions	D	W	H	Shipping	
Overall	33	85 ½	32	Ctn Wt	154
Seat	22 & 34	80 ½	17 ½	Cu Ft	47
Arm			24 ¾		

	Single Upholstery	Frame Zone 1	Seat & Back Zone 2	Arm Zone 3	Pocket (per arm)
COM Ydg	13 ½	4 ¼	8 ¼	1 ¾	1
COL Sq Ft	270	85	165	35	18

Single Upholstery Specify: Model | Upholstery | Pocket | Foot Style | Ganging

PLCMP13B-R PLCMP13B-L														
	COM	COL	A	B	C	D	E	F	G	H	I	J	L1	L2
Single Uph	\$4,563	\$5,333	\$4,682	\$4,919	\$5,333	\$5,866	\$6,399	\$7,228	\$8,117	\$9,064	\$10,545	\$12,321	\$8,768	\$9,952

Multiple Upholstery Specify: Model | Frame Upholstery | Seat & Back Uph | Arm Uph | Pocket | Foot Style | Ganging

PLCMP13B-R_M PLCMP13B-L_M														
Base Price: \$4,563	To the Base Price, add the appropriate upcharges by grade, per zone													
	COM	COL	A	B	C	D	E	F	G	H	I	J	L1	L2
Frame - Zone 1	+ n/a	+\$243	+ \$38	+ \$113	+\$243	+\$411	+ \$578	+ \$839	+\$1,119	+\$1,417	+\$1,884	+\$2,443	+\$1,324	+\$1,697
Seat & Back - Zone 2	+ n/a	+\$471	+ \$73	+\$218	+\$471	+\$797	+\$1,122	+\$1,629	+\$2,172	+\$2,751	+\$3,656	+\$4,741	+\$2,570	+\$3,294
Arm - Zone 3	+ n/a	+\$100	+ \$16	+\$47	+\$100	+\$169	+ \$238	+ \$346	+ \$461	+ \$584	+ \$776	+\$1,006	+ \$546	+ \$699

Optional Arm Pocket Available on both Single and Multiple Upholstery Units with Arm Pocket Upholstery matching the Arm.


Pocket Upcharge Pricing below represents upcharge for single arm pocket. For pockets on both arms, double the price.														
	COM	COL	A	B	C	D	E	F	G	H	I	J	L1	L2
No Leather Accent	\$131	\$188	\$140	\$158	\$188	\$228	\$267	\$329	\$395	\$465	\$574	\$706	\$443	\$531
With Leather Accent	\$174	\$231	\$183	\$200	\$231	\$271	\$310	\$371	\$437	\$507	\$617	\$749	\$485	\$573

Model	Upholstery	Pocket	Foot Style	Ganging
	Grade Vendor Pattern Colorway	<b>NP</b> No Pocket <b>RP</b> Right Pocket <b>RPX</b> Right Pocket - No Accent <b>RPAR</b> Right Pocket with Brown Accent <b>RPAK</b> Right Pocket with Black Accent <b>LP</b> Left Pocket <b>LPX</b> Left Pocket - No Accent <b>LPAR</b> Left Pocket with Brown Accent <b>LPAK</b> Left Pocket with Black Accent  see pocket for pricing	<b>WF</b> Wood Foot See Poet Wood Foot Finishes  <b>MF</b> Metal Foot See Poet Metal Foot Finishes  <a href="#">see foot finish style for pricing</a>	<b>NGB</b> No Ganging Brackets <b>YGV</b> Ganging Bracket - add \$50

C  
O  
K  
C  
0  
0  
2  
0  
5

## Description + General Information

## Single Seat with Arm - Table



left shown

- arm pocket available - upholstery same as arm and requires additional yardage, see upcharges below per arm
- undermount power center available - order EC30 separately

Dimensions	D	W	H	Shipping	
Overall	32	58 ½	32	Ctn Wt	111
Seat	21	26 ½	17 ½	Cu Ft	31
Arm			24 ¾		

	Single Upholstery	Frame Zone 1	Seat & Back Zone 2	Arm Zone 3	Pocket (per arm)
COM Ydg	6 ½	2 ¼	3	1 ¾	1
COL Sq Ft	130	45	60	35	18

## Single Upholstery Specify: Model | Single Uph | Pocket | Top Surface | Foot Style | Power | Ganging

PLCMP11T-R  
PLCMP11T-L

	COM	COL	A	B	C	D	E	F	G	H	I	J	L1	L2
Single Uph/Lam	\$2,785	\$3,156	\$2,842	\$2,956	\$3,156	\$3,412	\$3,669	\$4,068	\$4,496	\$4,952	\$5,665	\$6,520	\$4,809	\$5,380
Single Uph/Essentials	\$3,118	\$3,489	\$3,175	\$3,289	\$3,489	\$3,745	\$4,002	\$4,401	\$4,829	\$5,285	\$5,998	\$6,853	\$5,142	\$5,713
Single Uph/Artisan	\$3,144	\$3,515	\$3,201	\$3,315	\$3,515	\$3,771	\$4,028	\$4,427	\$4,855	\$5,311	\$6,024	\$6,879	\$5,168	\$5,739
Single Uph/Solid Surf	\$4,582	\$4,953	\$4,639	\$4,753	\$4,953	\$5,209	\$5,466	\$5,865	\$6,293	\$6,749	\$7,462	\$8,317	\$6,606	\$7,177

## Multiple Upholstery Specify: Model | Frame Uph | Seat &amp; Back Uph | Arm Uph | Pocket | Top Surface | Foot Style | Power | Ganging

PLCMP11T-R\_M  
PLCMP11T-L\_M

Base Price Laminate: \$2,785

Base Price Essentials: \$3,118

Base Price Solid Surface: \$4,582

Base Price Artisan: \$3,144

To the Base Price, add the appropriate upcharges by grade, per zone

	COM	COL	A	B	C	D	E	F	G	H	I	J	L1	L2
Frame - Zone 1	+n/a	+ \$129	+ \$20	+ \$60	+ \$129	+ \$218	+ \$306	+ \$445	+ \$593	+ \$751	+ \$997	+ \$1,293	+ \$701	+ \$899
Seat & Back - Zone 2	+n/a	+ \$172	+ \$27	+ \$79	+ \$172	+ \$290	+ \$408	+ \$593	+ \$790	+ \$1,001	+ \$1,330	+ \$1,724	+ \$935	+ \$1,198
Arm - Zone 3	+ n/a	+\$100	+ \$16	+\$47	+\$100	+\$169	+\$238	+\$346	+\$461	+\$584	+\$776	+\$1,006	+\$545	+\$699

## Optional Arm Pocket Available on both Single and Multiple Upholstery Units with Arm Pocket Upholstery matching the Arm.

## Pocket Upcharge


Pricing below represents upcharge for single arm pocket. For pockets on both arms, double the price.

	COM	COL	A	B	C	D	E	F	G	H	I	J	L1	L2
No Leather Accent	\$131	\$188	\$140	\$158	\$188	\$228	\$267	\$329	\$395	\$465	\$574	\$706	\$443	\$531
With Leather Accent	\$174	\$231	\$183	\$200	\$231	\$271	\$310	\$371	\$437	\$507	\$617	\$749	\$485	\$573

Model	Upholstery	Pocket	Top Surface	Foot Style	Power	Ganging
	Grade Vendor Pattern Colorway	<b>NP</b> No Pocket <b>RP</b> Right Pocket <b>RPX</b> Right Pocket - No Accent <b>RPAR</b> Right Pocket with Brown Accent <b>RPAK</b> Right Pocket with Black Accent <b>LP</b> Left Pocket <b>LPX</b> Left Pocket - No Accent <b>LPAR</b> Left Pocket with Brown Accent <b>LPAK</b> Left Pocket with Black Accent  see pocket for pricing	<b>T</b> Laminate See Poet Laminate Finishes <b>V</b> Veneer See Poet Veneer Finishes <b>S</b> Solid Surface See Poet Solid Surface Finishes <a href="#">see top surface for pricing</a>	<b>WF</b> Wood Foot See Poet Wood Foot Finishes  <b>MF</b> Metal Foot See Poet Metal Foot Finishes  <a href="#">see foot finish style for pricing</a>	<b>NSP</b> No Surface Power <b>YSP</b> Surface Power (EC31) - add \$420 <b>B</b> Black Power Unit B Black Cord G Graphite Cord - add \$187 <b>W</b> White Power Unit G Graphite Cord - add \$187	<b>NGB</b> No Ganging Brackets <b>YGV</b> Ganging Bracket - add \$50

Description + General Information

Two Seat with Arm - Table



left shown

- arm pocket available - upholstery same as arm and requires additional yardage, see upcharges below per arm
- undermount power center available - order EC30 separately

Dimensions	D	W	H	Shipping	
Overall	32	85 ½	32	Ctn Wt	154
Seat	21	53 ½	17 ½	Cu Ft	45
Arm			24 ¾		

	Single Upholstery	Frame Zone 1	Seat & Back Zone 2	Arm Zone 3	Pocket (per arm)
COM Ydg	11 ¼	4 ¼	6	1 ¾	1
COL Sq Ft	225	85	120	35	18

Single Upholstery Specify: Model | Single Uph | Pocket | Top Surface | Foot Style | Power | Ganging

PLCMP12T-R PLCMP12T-L														
	COM	COL	A	B	C	D	E	F	G	H	I	J	L1	L2
Single Uph/Lam	\$3,937	\$4,579	\$4,036	\$4,234	\$4,579	\$5,023	\$5,467	\$6,158	\$6,899	\$7,688	\$8,922	\$10,402	\$7,441	\$8,428
Single Uph/Essentials	\$4,270	\$4,912	\$4,369	\$4,567	\$4,912	\$5,356	\$5,800	\$6,491	\$7,232	\$8,021	\$9,255	\$10,735	\$7,774	\$8,761
Single Uph/Artisan	\$4,296	\$4,938	\$4,395	\$4,593	\$4,938	\$5,382	\$5,826	\$6,517	\$7,258	\$8,047	\$9,281	\$10,761	\$7,800	\$8,787
Single Uph/Solid Surf	\$5,734	\$6,376	\$5,833	\$6,031	\$6,376	\$6,820	\$7,264	\$7,955	\$8,696	\$9,485	\$10,719	\$12,199	\$9,238	\$10,225

Multiple Upholstery Specify: Model | Frame Uph | Seat & Back Uph | Arm Uph | Pocket | Top Surface | Foot Style | Power | Ganging

PLCMP12T-R_M PLCMP12T-L_M	Base Price Laminate: \$3,937							Base Price Essentials: \$4,270						
	Base Price Solid Surface: \$5,734							Base Price Artisan: \$4,296						
	To the Base Price, add the appropriate upcharges by grade, per zone													
	COM	COL	A	B	C	D	E	F	G	H	I	J	L1	L2
Frame - Zone 1	+n/a	+ \$243	+ \$38	+ \$113	+ \$243	+ \$411	+ \$578	+ \$840	+ \$1,119	+ \$1,418	+ \$1,884	+ \$2,443	+ \$1,324	+ \$1,697
Seat & Back - Zone 2	+n/a	+ \$343	+ \$53	+ \$159	+ \$343	+ \$580	+ \$816	+ \$1,185	+ \$1,580	+ \$2,001	+ \$2,659	+ \$3,448	+ \$1,869	+ \$2,396
Arm - Zone 3	+ n/a	+\$100	+ \$16	+\$47	+\$100	+\$169	+ \$238	+ \$346	+ \$461	+ \$584	+ \$776	+ \$1,006	+ \$546	+ \$699

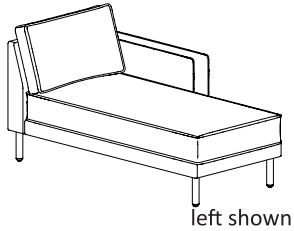
Optional Arm Pocket Available on both Single and Multiple Upholstery Units with Arm Pocket Upholstery matching the Arm.

Pocket Upcharge Pricing below represents upcharge for single arm pocket. For pockets on both arms, double the price.														
	COM	COL	A	B	C	D	E	F	G	H	I	J	L1	L2
No Leather Accent	\$131	\$188	\$140	\$158	\$188	\$228	\$267	\$329	\$395	\$465	\$574	\$706	\$443	\$531
With Leather Accent	\$174	\$231	\$183	\$200	\$231	\$271	\$310	\$371	\$437	\$507	\$617	\$749	\$485	\$573

Model	Upholstery	Pocket	Top Surface	Foot Style	Power	Ganging
	Grade Vendor Pattern Colorway	<b>NP</b> No Pocket <b>RP</b> Right Pocket <b>RPX</b> Right Pocket - No Accent <b>RPAR</b> Right Pocket with Brown Accent <b>RPAK</b> Right Pocket with Black Accent <b>LP</b> Left Pocket <b>LPX</b> Left Pocket - No Accent <b>LPAR</b> Left Pocket with Brown Accent <b>LPAK</b> Left Pocket with Black Accent  see pocket for pricing	<b>T</b> Laminate See Poet Laminate Finishes <b>V</b> Veneer See Poet Veneer Finishes <b>S</b> Solid Surface See Poet Solid Surface Finishes  <a href="#">see top surface for pricing</a>	<b>WF</b> Wood Foot See Poet Wood Foot Finishes  <b>MF</b> Metal Foot See Poet Metal Foot Finishes  <a href="#">see foot finish style for pricing</a>	<b>NSP</b> No Surface Power <b>YSP</b> Surface Power (EC31) - add \$420 <b>B</b> Black Power Unit B Black Cord G Graphite Cord - add \$187 <b>W</b> White Power Unit G Graphite Cord - add \$187	<b>NGB</b> No Ganging Brackets <b>YGV</b> Ganging Bracket - add \$50

## Description + General Information

## Chaise



- arm pocket available - upholstery same as arm and requires additional yardage, see upcharges below per arm
- undermount power center available - order EC30 separately

Dimensions	D	W	H	Shipping	
Overall	59	31 ½	32	Ctn Wt	82
Seat	48	26 ½	17 ½	Cu Ft	31
Arm			24 ¾		

	Single Upholstery	Frame Zone 1	Seat & Back Zone 2	Arm Zone 3	Pocket (per arm)
COM Ydg	7 ½	2	4 ½	1 ¾	1
COL Sq Ft	150	40	90	35	18

## Single Upholstery Specify: Model | Single Uph | Pocket | Foot Style | Ganging

PLCM16-R  
PLCM16-L

	COM	COL	A	B	C	D	E	F	G	H	I	J	L1	L2
Single Uph	\$3,110	\$3,538	\$3,176	\$3,308	\$3,538	\$3,834	\$4,130	\$4,591	\$5,085	\$5,611	\$6,433	\$7,420	\$5,446	\$6,104

## Multiple Upholstery Specify: Model | Frame Upholstery | Seat &amp; Back Uph | Arm Uph | Pocket | Foot Style | Ganging

PLCM16-R\_M  
PLCM16-L\_M

<b>Base Price:</b> \$3,110	To the Base Price, add the appropriate upcharges by grade, per zone													
	COM	COL	A	B	C	D	E	F	G	H	I	J	L1	L2
Frame - Zone 1	+ n/a	+\$115	+\$18	+\$53	+\$115	+\$194	+\$272	+\$395	+\$527	+\$667	+\$887	+\$1,150	+\$623	+\$799
Seat & Back - Zone 2	+ n/a	+\$257	+\$40	+\$119	+\$257	+\$435	+\$612	+\$889	+\$1,185	+\$1,501	+\$1,994	+\$2,586	+\$1,402	+\$1,797
Arm - Zone 3	+ n/a	+\$100	+\$16	+\$47	+\$100	+\$169	+\$238	+\$346	+\$461	+\$584	+\$776	+\$1,006	+\$546	+\$699

## Optional Arm Pocket Available on both Single and Multiple Upholstery Units with Arm Pocket Upholstery matching the Arm.

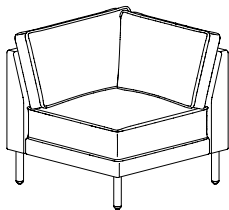
## Pocket Upcharge Pricing below represents upcharge for single arm pocket. For pockets on both arms, double the price.

	COM	COL	A	B	C	D	E	F	G	H	I	J	L1	L2
No Leather Accent	\$131	\$188	\$140	\$158	\$188	\$228	\$267	\$329	\$395	\$465	\$574	\$706	\$443	\$531
With Leather Accent	\$174	\$231	\$183	\$200	\$231	\$271	\$310	\$371	\$437	\$507	\$617	\$749	\$485	\$573

Model	Upholstery	Pocket	Foot Style	Ganging
	Grade Vendor Pattern Colorway	<b>NP</b> No Pocket <b>RP</b> Right Pocket <b>RPX</b> Right Pocket - No Accent <b>RPAR</b> Right Pocket with Brown Accent <b>RPAK</b> Right Pocket with Black Accent <b>LP</b> Left Pocket <b>LPX</b> Left Pocket - No Accent <b>LPAR</b> Left Pocket with Brown Accent <b>LPAK</b> Left Pocket with Black Accent  see pocket for pricing	<b>WF</b> Wood Foot See Poet Wood Foot Finishes  <b>MF</b> Metal Foot See Poet Metal Foot Finishes  <a href="#">see foot finish style for pricing</a>	<b>NGB</b> No Ganging Brackets <b>YGV</b> Ganging Bracket - add \$50

Description + General Information

Corner



left shown

- undermount power center  
available - order EC30 separately

Dimensions	D	W	H	Shipping	
Overall	31 ½	31 ½	32	Ctn Wt	66
Seat	20 ½	20 ½	17 ½	Cu Ft	17

	Single Upholstery	Frame Zone 1	Seat & Back Zone 2
COM Ydg	7	3 ¼	4 ¼
COL Sq Ft	140	65	85

Single Upholstery Specify: Model | Single Uph | Foot Style | Ganging

PLCMC01-R PLCMC01-L														
	COM	COL	A	B	C	D	E	F	G	H	I	J	L1	L2
Single Uph	\$2,554	\$2,954	\$2,616	\$2,739	\$2,954	\$3,230	\$3,506	\$3,936	\$4,397	\$4,888	\$5,656	\$6,577	\$4,735	\$5,349

Multiple Upholstery Specify: Model | Frame Upholstery | Seat & Back Uph | Foot Style | Ganging


PLCMC01-R_M PLCMC01-L_M														
Base Price: \$2,554		To the Base Price, add the appropriate upcharges by grade, per zone												
	COM	COL	A	B	C	D	E	F	G	H	I	J	L1	L2
1 \$ + 4 8 0 , 1 \$ + 6 5 8 \$ + 2 4 6 \$ + 2 4 4 \$ + 4 1 3 \$ + 6 8 1 \$														
Seat & Back - Zone 2	+ n/a	+\$243	+\$38	+\$113	+\$243	+\$411	+\$578	+\$840	+\$1,119	+\$1,418	+\$1,884	+\$2,443	+\$1,325	+\$1,697

Model	Upholstery	Foot Style	Ganging
	Grade Vendor Pattern Colorway	WF Wood Foot See Poet Wood Foot Finishes  MF Metal Foot See Poet Metal Foot Finishes  <a href="#">see foot finish style for pricing</a>	NGB No Ganging Brackets YGV Ganging Bracket - add \$50

C  
O  
K  
C  
0  
0  
2  
0  
5

## Description + General Information

## Single Seat - Armless



- undermount power center available - order EC30 separately

Dimensions	D	W	H	Shipping	
Overall	32	27	32	Ctn Wt	54
Seat	21	27	17 ½	Cu Ft	15

	Single Upholstery	Frame Zone 1	Seat & Back Zone 2
COM Ydg	5	2 ¼	3
COL Sq Ft	100	40	60

## Single Upholstery Specify: Model | Upholstery | Foot Style | Ganging

PLCM01														
	COM	COL	A	B	C	D	E	F	G	H	I	J	L1	L2
Single Uph	\$2,051	\$2,337	\$2,095	\$2,183	\$2,337	\$2,534	\$2,732	\$3,039	\$3,368	\$3,719	\$4,267	\$4,925	\$3,609	\$4,048

## Multiple Upholstery Specify: Model | Frame Upholstery | Seat &amp; Back Uph | Foot Style | Ganging


PLCM01_M														
Base Price: \$2,051		To the Base Price, add the appropriate upcharges by grade, per zone												
	COM	COL	A	B	C	D	E	F	G	H	I	J	L1	L2
Frame - Zone 1	+ n/a	+\$129	+ \$20	+ \$60	+\$129	+\$218	+ \$307	+ \$445	+ \$593	+ \$751	+ \$998	+ \$1,294	+ \$702	+ \$899
Seat & Back - Zone 2	+ n/a	+\$172	+ \$27	+ \$80	+\$172	+\$290	+ \$409	+ \$593	+ \$791	+ \$1,001	+ \$1,330	+ \$1,725	+ \$935	+ \$1,199

Model	Upholstery	Foot Style	Ganging
	Grade Vendor Pattern Colorway	<b>WF</b> Wood Foot See Poet Wood Foot Finishes  <b>MF</b> Metal Foot See Poet Metal Foot Finishes  <a href="#">see foot finish style for pricing</a>	<b>NGB</b> No Ganging Brackets <b>YGV</b> Ganging Bracket - add \$50



Description + General Information

Two Seat - Armless



- undermount power center available - order EC30 separately

Dimensions	D	W	H	Shipping	
Overall	32	54 ¼	32	Ctn Wt	101
Seat	21	54 ¼	17 ½	Cu Ft	29

	Single Upholstery	Frame Zone 1	Seat & Back Zone 2
COM Ydg	9 ½	3 ¾	6
COL Sq Ft	190	70	120

Single Upholstery Specify: Model | Upholstery | Foot Style | Ganging

PLCM02														
	COM	COL	A	B	C	D	E	F	G	H	I	J	L1	L2
Single Uph	\$3,188	\$3,730	\$3,271	\$3,438	\$3,730	\$4,105	\$4,480	\$5,063	\$5,688	\$6,355	\$7,397	\$8,647	\$6,147	\$6,980

Multiple Upholstery Specify: Model | Frame Upholstery | Seat & Back Uph | Foot Style | Ganging


PLCM02_M														
Base Price: \$3,188		To the Base Price, add the appropriate upcharges by grade, per zone												
	COM	COL	A	B	C	D	E	F	G	H	I	J	L1	L2
Frame - Zone 1	+ n/a	+\$214	+ \$33	+ \$99	+\$214	+\$362	+ \$510	+ \$741	+ \$987	+ \$1,251	+ \$1,662	+ \$2,155	+ \$1,169	+ \$1,497
Seat & Back - Zone 2	+ n/a	+\$343	+ \$53	+\$158	+\$343	+\$580	+ \$816	+ \$1,185	+ \$1,579	+ \$2,001	+ \$2,659	+ \$3,448	+ \$1,869	+ \$2,395

Model	Upholstery	Foot Style	Ganging
	Grade Vendor Pattern Colorway	<b>WF</b> Wood Foot See Poet Wood Foot Finishes  <b>MF</b> Metal Foot See Poet Metal Foot Finishes  <a href="#">see foot finish style for pricing</a>	<b>NGB</b> No Ganging Brackets <b>YGV</b> Ganging Bracket - add \$50

## Description + General Information

### Three Seat - Armless

- undermount power center available - order EC30 separately



Dimensions	D	W	H	Shipping	
Overall	32	81 ½	32	Ctn Wt	146
Seat	21	81 ½	17 ½	Cu Ft	43

	Single Upholstery	Frame Zone 1	Seat & Back Zone 2
COM Ydg	14 ¼	5 ½	9
COL Sq Ft	285	105	180

### Single Upholstery Specify: Model | Upholstery | Foot Style | Ganging

#### PLCM03

	COM	COL	A	B	C	D	E	F	G	H	I	J	L1	L2
Single Uph	\$4,375	\$5,188	\$4,501	\$4,751	\$5,188	\$5,751	\$6,314	\$7,189	\$8,126	\$9,127	\$10,689	\$12,565	\$8,814	\$10,064

### Multiple Upholstery Specify: Model | Frame Upholstery | Seat & Back Uph | Foot Style | Ganging

#### PLCM03\_M


<b>Base Price:</b> \$4,375	To the Base Price, add the appropriate upcharges by grade, per zone													
	COM	COL	A	B	C	D	E	F	G	H	I	J	L1	L2
Frame - Zone 1	+ n/a	+\$314	+\$49	+\$146	+\$314	+\$532	+\$749	+\$1,087	+\$1,448	+\$1,835	+\$2,437	+\$3,162	+\$1,714	+\$2,196
Seat & Back - Zone 2	+ n/a	+\$514	+\$80	+\$238	+\$514	+\$870	+\$1,225	+\$1,778	+\$2,370	+\$3,002	+\$3,988	+\$5,173	+\$2,804	+\$3,594

Model	Upholstery	Foot Style	Ganging
	Grade Vendor Pattern Colorway	<b>WF</b> Wood Foot See Poet Wood Foot Finishes  <b>MF</b> Metal Foot See Poet Metal Foot Finishes  <a href="#">see foot finish style for pricing</a>	<b>NGB</b> No Ganging Brackets <b>YGV</b> Ganging Bracket - add \$50

Description + General Information

Two Seat Peninsula - Armless

- undermount power center available - order EC30 separately



left shown

Dimensions	D	W	H	Shipping	
Overall	33	54 ¼	32	Ctn Wt	97
Seat	22 & 34	54 ¼	17 ½	Cu Ft	30

	Single Upholstery	Frame Zone 1	Seat & Back Zone 2
COM Ydg	7 ½	2 ½	5 ¼
COL Sq Ft	150	45	105

Single Upholstery Specify: Model | Upholstery | Foot Style | Ganging


PLCMP02B-R PLCMP02B-L														
	COM	COL	A	B	C	D	E	F	G	H	I	J	L1	L2
Single Uph	\$2,842	\$3,270	\$2,908	\$3,040	\$3,270	\$3,566	\$3,862	\$4,323	\$4,816	\$5,343	\$6,165	\$7,152	\$5,178	\$5,836

Multiple Upholstery Specify: Model | Frame Upholstery | Seat & Back Uph | Foot Style | Ganging

PLCMP02B-R_M PLCMP02B-L_M														
Base Price: \$2,842		To the Base Price, add the appropriate upcharges by grade, per zone												
	COM	COL	A	B	C	D	E	F	G	H	I	J	L1	L2
+ 4 3 8 \$	+	8 5	6 \$	+	4 9	4 \$	+	0 4 3	\$	+	2 4 2	\$	+	3 4 1
Seat & Back - Zone 2	+ n/a	+\$300	+\$47	+\$139	+\$300	+\$507	+\$714	+\$1,037	+\$1,382	+\$1,751	+\$2,327	+\$3,017	+\$1,636	+\$2,096

Model	Upholstery	Foot Style	Ganging
	Grade Vendor Pattern Colorway	WF Wood Foot See Poet Wood Foot Finishes  MF Metal Foot See Poet Metal Foot Finishes  <a href="#">see foot finish style for pricing</a>	NGB No Ganging Brackets YGV Ganging Bracket - add \$50

## Description + General Information

Two Seat with Center Bench -  
Armless

- undermount power center  
available - order EC30 separately

Dimensions	D	W	H	Shipping	
Overall	33	81 ½	32	Ctn Wt	142
Seat	22 & 34	81 ½	17 ½	Cu Ft	44

	Single Upholstery	Frame Zone 1	Seat & Back Zone 2
COM Ydg	12 ½	4 ½	8 ¼
COL Sq Ft	250	85	165

## Single Upholstery Specify: Model | Upholstery | Foot Style | Ganging

## PLCMP03B

	COM	COL	A	B	C	D	E	F	G	H	I	J	L1	L2
Single Uph	\$4,149	\$4,863	\$4,260	\$4,479	\$4,863	\$5,356	\$5,850	\$6,617	\$7,440	\$8,317	\$9,688	\$11,333	\$8,043	\$9,140

## Multiple Upholstery Specify: Model | Frame Upholstery | Seat &amp; Back Uph | Foot Style | Ganging

## PLCMP03B\_M


Base Price: \$4,149	To the Base Price, add the appropriate upcharges by grade, per zone													
	COM	COL	A	B	C	D	E	F	G	H	I	J	L1	L2
Frame - Zone 1	+ n/a	+\$258	+\$40	+\$119	+\$258	+\$435	+\$613	+\$889	+\$1,185	+\$1,501	+\$1,995	+\$2,587	+\$1,402	+\$1,797
Seat & Back - Zone 2	+ n/a	+\$472	+\$74	+\$218	+\$472	+\$797	+\$1,123	+\$1,629	+\$2,173	+\$2,751	+\$3,656	+\$4,742	+\$2,571	+\$3,295

Model	Upholstery	Foot Style	Ganging
	Grade Vendor Pattern Colorway	<b>WF</b> Wood Foot See Poet Wood Foot Finishes  <b>MF</b> Metal Foot See Poet Metal Foot Finishes  <a href="#">see foot finish style for pricing</a>	<b>NGB</b> No Ganging Brackets <b>YGV</b> Ganging Bracket - add \$50

Description + General Information

Two Seat with Bench - Armless

- undermount power center available - order EC30 separately



left shown

Dimensions	D	W	H	Shipping	
Overall	34	81 ½	32	Ctn Wt	142
Seat	22 & 34	81 ½	17 ½	Cu Ft	46

	Single Upholstery	Frame Zone 1	Seat & Back Zone 2
COM Ydg	12 ¼	4 ¼	8 ¼
COL Sq Ft	245	85	165

Single Upholstery Specify: Model | Upholstery | Foot Style | Ganging

PLCMP03B-R PLCMP03B-L														
	COM	COL	A	B	C	D	E	F	G	H	I	J	L1	L2
Single Uph	\$4,177	\$4,877	\$4,285	\$4,500	\$4,877	\$5,360	\$5,844	\$6,596	\$7,402	\$8,262	\$9,605	\$11,217	\$7,993	\$9,068


Multiple Upholstery Specify: Model | Frame Upholstery | Seat & Back Uph | Foot Style | Ganging

PLCMP03B-R_M PLCMP03B-L_M														
Base Price: \$4,177		To the Base Price, add the appropriate upcharges by grade, per zone												
	COM	COL	A	B	C	D	E	F	G	H	I	J	L1	L2
Frame - Zone 1	+ n/a	+\$243	+ \$38	+ \$113	+\$243	+\$411	+ \$579	+ \$840	+\$1,119	+\$1,418	+\$1,884	+\$2,443	+\$1,324	+\$1,697
Seat & Back - Zone 2	+ n/a	+\$472	+ \$73	+\$218	+\$472	+\$797	+\$1,123	+\$1,630	+\$2,172	+\$2,752	+\$3,656	+\$4,742	+\$2,570	+\$3,294

Model	Upholstery	Foot Style	Ganging
	Grade Vendor Pattern Colorway	WF Wood Foot See Poet Wood Foot Finishes  MF Metal Foot See Poet Metal Foot Finishes  <a href="#">see foot finish style for pricing</a>	NGB No Ganging Brackets YGV Ganging Bracket - add \$50

## Description + General Information

## Single Seat with Table - Armless



left shown

- undermount power center available - order EC30 separately

Dimensions	D	W	H	Shipping	
Overall	32	54 ¼	32	Ctn Wt	97
Seat	21	27	17 ½	Cu Ft	29

	Single Upholstery	Frame Zone 1	Seat & Back Zone 2
COM Ydg	5 ¼	2 ½	3
COL Sq Ft	105	45	60

## Single Upholstery Specify: Model | Single Uph | Top Surface | Foot Style | Power | Ganging

PLCMP01T-R  
PLCMP01T-L

	COM	COL	A	B	C	D	E	F	G	H	I	J	L1	L2
Single Uph/Lam	\$2,335	\$2,635	\$2,382	\$2,474	\$2,635	\$2,842	\$3,049	\$3,372	\$3,717	\$4,086	\$4,662	\$5,352	\$3,971	\$4,431
Single Uph/Essentials	\$2,668	\$2,968	\$2,715	\$2,807	\$2,968	\$3,175	\$3,382	\$3,705	\$4,050	\$4,419	\$4,995	\$5,685	\$4,304	\$4,764
Single Uph/Artisan	\$2,694	\$2,994	\$2,741	\$2,833	\$2,994	\$3,201	\$3,408	\$3,731	\$4,076	\$4,445	\$5,021	\$5,711	\$4,330	\$4,790
Single Uph/Solid Surf	\$4,132	\$4,432	\$4,179	\$4,271	\$4,432	\$4,639	\$4,846	\$5,169	\$5,514	\$5,883	\$6,459	\$7,149	\$5,768	\$6,228

## Multiple Upholstery Specify: Model | Frame Uph | Seat &amp; Back Uph | Top Surface | Foot Style | Power | Ganging

PLCMP01T-R\_M  
PLCMP01T-L\_M

Base Price Laminate: \$2,335

Base Price Essentials: \$2,668

Base Price Solid Surface: \$4,132

Base Price Artisan: \$2,694

To the Base Price, add the appropriate upcharges by grade, per zone


	COM	COL	A	B	C	D	E	F	G	H	I	J	L1	L2
Frame - Zone 1	+n/a	+\$143	+\$23	+\$67	+\$143	+\$242	+\$340	+\$494	+\$659	+\$834	+\$1,109	+\$1,437	+\$780	+\$999
Seat & Back - Zone 2	+n/a	+\$172	+\$27	+\$80	+\$172	+\$290	+\$408	+\$593	+\$790	+\$1,001	+\$1,330	+\$1,724	+\$935	+\$1,198

Model	Upholstery	Top Surface	Foot Style	Power	Ganging
	Grade Vendor Pattern Colorway	<b>T Laminate</b> See Poet Laminate Finishes <b>V Veneer</b> See Poet Veneer Finishes <b>S Solid Surface</b> See Poet Solid Surface Finishes <a href="#">see top surface for pricing</a>	<b>WF Wood Foot</b> See Poet Wood Foot Finishes <b>MF Metal Foot</b> See Poet Metal Foot Finishes <a href="#">see foot finish style for pricing</a>	<b>NSP</b> No Surface Power <b>YSP</b> Left Surface Power (EC31) - add \$420 <b>B</b> Black Power Unit <b>B</b> Black Cord <b>G</b> Graphite Cord - add \$187 <b>W</b> White Power Unit <b>G</b> Graphite Cord - add \$187	<b>NGB</b> No Ganging Brackets <b>YGV</b> Ganging Bracket - add \$50

Description + General Information

Two Seat with Center Table -  
Armless

- undermount power center  
available - order EC30 separately



Dimensions	D	W	H	Shipping	
Overall	32	81 ½	32	Ctn Wt	142
Seat	21	27 ea	17 ½	Cu Ft	43

	Single Upholstery	Frame Zone 1	Seat & Back Zone 2
COM Ydg	10	4 ¼	6
COL Sq Ft	200	85	120

Single Upholstery Specify: Model | Single Uph | Top Surface | Foot Style | Power | Ganging

PLCMP02T														
	COM	COL	A	B	C	D	E	F	G	H	I	J	L1	L2
Single Uph/Lam	\$3,730	\$4,301	\$3,818	\$3,994	\$4,301	\$4,695	\$5,090	\$5,704	\$6,362	\$7,064	\$8,161	\$9,477	\$6,845	\$7,722
Single Uph/Essentials	\$4,063	\$4,634	\$4,151	\$4,327	\$4,634	\$5,028	\$5,423	\$6,037	\$6,695	\$7,397	\$8,494	\$9,810	\$7,178	\$8,055
Single Uph/Artisan	\$4,089	\$4,660	\$4,177	\$4,353	\$4,660	\$5,054	\$5,449	\$6,063	\$6,721	\$7,423	\$8,520	\$9,836	\$7,204	\$8,081
Single Uph/Solid Surf	\$5,527	\$6,098	\$5,615	\$5,791	\$6,098	\$6,492	\$6,887	\$7,501	\$8,159	\$8,861	\$9,958	\$11,274	\$8,642	\$9,519

Multiple Upholstery Specify: Model | Frame Uph | Seat & Back Uph | Top Surface | Foot Style | Power | Ganging

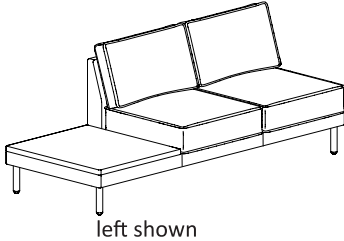
PLCMP02T_M	Base Price Laminate: \$3,730							Base Price Essentials: \$4,063						
	Base Price Solid Surface: \$5,527							Base Price Artisan: \$4,089						
	To the Base Price, add the appropriate upcharges by grade, per zone													
	COM	COL	A	B	C	D	E	F	G	H	I	J	L1	L2
Frame - Zone 1	+n/a	+ \$243	+ \$38	+ \$113	+ \$243	+ \$411	+ \$578	+ \$839	+ \$1,119	+ \$1,417	+ \$1,884	+ \$2,443	+ \$1,324	+ \$1,697
Seat & Back - Zone 2	+n/a	+ \$343	+ \$53	+ \$159	+ \$343	+ \$579	+ \$816	+ \$1,185	+ \$1,580	+ \$2,001	+ \$2,659	+ \$3,449	+ \$1,869	+ \$2,396

Model	Upholstery	Top Surface	Foot Style	Power	Ganging
	Grade Vendor Pattern Colorway	<b>T Laminate</b> See Poet Laminate Finishes <b>V Veneer</b> See Poet Veneer Finishes <b>S Solid Surface</b> See Poet Solid Surface Finishes <a href="#">see top surface for pricing</a>	<b>WF Wood Foot</b> See Poet Wood Foot Finishes  <b>MF Metal Foot</b> See Poet Metal Foot Finishes <a href="#">see foot finish style for pricing</a>	<b>NSP</b> No Surface Power <b>YSP</b> Left Surface Power (EC31) - add \$420 <b>B</b> Black Power Unit <b>B</b> Black Cord <b>G</b> Graphite Cord - add \$187 <b>W</b> White Power Unit <b>G</b> Graphite Cord - add \$187	<b>NGB</b> No Ganging Brackets <b>YGV</b> Ganging Bracket - add \$50

## Description + General Information

## Two Seat with Table - Armless

- undermount power center available - order EC30 separately



Dimensions	D	W	H	Shipping	
Overall	32	81 ½	32	Ctn Wt	142
Seat	21	54 ¼	17 ½	Cu Ft	43

	Single Upholstery	Frame Zone 1	Seat & Back Zone 2
COM Ydg	9 ¾	4 ¼	6
COL Sq Ft	195	85	120

## Single Upholstery Specify: Model | Single Uph | Top Surface | Foot Style | Power | Ganging

PLCMP02T-R  
PLCMP02T-L

	COM	COL	A	B	C	D	E	F	G	H	I	J	L1	L2
Single Uph/Lam	\$3,558	\$4,114	\$3,644	\$3,815	\$4,114	\$4,499	\$4,884	\$5,483	\$6,124	\$6,809	\$7,878	\$9,161	\$6,595	\$7,450
Single Uph/Essentials	\$3,891	\$4,447	\$3,977	\$4,148	\$4,447	\$4,832	\$5,217	\$5,816	\$6,457	\$7,142	\$8,211	\$9,494	\$6,928	\$7,783
Single Uph/Artisan	\$3,917	\$4,473	\$4,003	\$4,174	\$4,473	\$4,858	\$5,243	\$5,842	\$6,483	\$7,168	\$8,237	\$9,520	\$6,954	\$7,809
Single Uph/Solid Surf	\$5,355	\$5,911	\$5,441	\$5,612	\$5,911	\$6,296	\$6,681	\$7,280	\$7,921	\$8,606	\$9,675	\$10,958	\$8,392	\$9,247

## Multiple Upholstery Specify: Model Frame Uph Seat &amp; Back Uph Top Surface Foot Style Power Ganging

PLCMP02T-R\_M  
PLCMP02T-L\_M

Base Price Laminate: \$3,558

Base Price Essentials: \$3,891

Base Price Solid Surface: \$5,355

Base Price Artisan: \$3,917

To the Base Price, add the appropriate upcharges by grade, per zone


	COM	COL	A	B	C	D	E	F	G	H	I	J	L1	L2
Frame - Zone 1	+n/a	+ \$243	+ \$38	+ \$113	+ \$243	+ \$411	+ \$578	+ \$840	+ \$1,119	+ \$1,418	+ \$1,884	+ \$2,443	+ \$1,324	+ \$1,697
Seat & Back - Zone 2	+n/a	+ \$343	+ \$53	+ \$159	+ \$343	+ \$580	+ \$816	+ \$1,185	+ \$1,580	+ \$2,001	+ \$2,659	+ \$3,448	+ \$1,869	+ \$2,396

Model	Upholstery	Top Surface	Foot Style	Power	Ganging
	Grade Vendor Pattern Colorway	<b>T Laminate</b> See Poet Laminate Finishes <b>V Veneer</b> See Poet Veneer Finishes <b>S Solid Surface</b> See Poet Solid Surface Finishes <a href="#">see top surface for pricing</a>	<b>WF Wood Foot</b> See Poet Wood Foot Finishes <b>MF Metal Foot</b> See Poet Metal Foot Finishes <a href="#">see foot finish style for pricing</a>	<b>NSP</b> No Surface Power <b>YSP</b> Left Surface Power (EC31) - add \$420 <b>B</b> Black Power Unit <b>B</b> Black Cord <b>G</b> Graphite Cord - add \$187 <b>W</b> White Power Unit <b>G</b> Graphite Cord - add \$187	<b>NGB</b> No Ganging Brackets <b>YGV</b> Ganging Bracket - add \$50



Description + General Information

Two Seat with Two Tables -  
Armless



- undermount power center  
available - order EC30  
separately

Dimensions	D	W	H	Shipping	
Overall	32	81 ¼	32	Ctn Wt	140
Seat	21	54 ¼	17 ½	Cu Ft	43

	Single Upholstery	Frame Zone 1	Seat & Back Zone 2
COM Ydg	9 ¾	4 ¾	6
COL Sq Ft	195	85	120

Single Upholstery Specify: Model | Single Uph | Top Surface | Foot Style | Power | Ganging

PLCM02T-D														
	COM	COL	A	B	C	D	E	F	G	H	I	J	L1	L2
Single Uph/Lam	\$3,613	\$4,169	\$3,699	\$3,870	\$4,169	\$4,554	\$4,939	\$5,538	\$6,179	\$6,864	\$7,933	\$9,216	\$6,650	\$7,505
Single Uph/Essentials	\$4,009	\$4,565	\$4,095	\$4,266	\$4,565	\$4,950	\$5,335	\$5,934	\$6,575	\$7,260	\$8,329	\$9,612	\$7,046	\$7,901
Single Uph/Artisan	\$4,037	\$4,593	\$4,123	\$4,294	\$4,593	\$4,978	\$5,363	\$5,962	\$6,603	\$7,288	\$8,357	\$9,640	\$7,074	\$7,929
Single Uph/Solid Surf	\$5,739	\$6,295	\$5,825	\$5,996	\$6,295	\$6,680	\$7,065	\$7,664	\$8,305	\$8,990	\$10,059	\$11,342	\$8,776	\$9,631

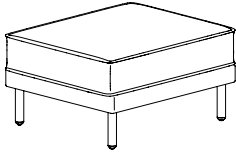
Multiple Upholstery Specify: Model | Frame Uph | Seat & Back Uph | Top Surface | Foot Style | Power | Ganging

PLCM02T-D_M	Base Price Laminate: \$3,613							Base Price Essentials: \$4,009						
	Base Price Solid Surface: \$5,739							Base Price Artisan: \$4,037						
	To the Base Price, add the appropriate upcharges by grade, per zone													
	COM	COL	A	B	C	D	E	F	G	H	I	J	L1	L2
Frame - Zone 1	+n/a	+ \$243	+ \$38	+ \$113	+ \$243	+ \$411	+ \$578	+ \$840	+ \$1,119	+ \$1,418	+ \$1,884	+ \$2,443	+ \$1,324	+ \$1,697
Seat & Back - Zone 2	+n/a	+ \$343	+ \$53	+ \$159	+ \$343	+ \$580	+ \$816	+ \$1,185	+ \$1,580	+ \$2,001	+ \$2,659	+ \$3,448	+ \$1,869	+ \$2,396

Model	Upholstery	Top Surface	Foot Style	Power	Ganging
	Grade Vendor Pattern Colorway	<b>T Laminate</b> See Poet Laminate Finishes <b>V Veneer</b> See Poet Veneer Finishes <b>S Solid Surface</b> See Poet Solid Surface Finishes <a href="#">see top surface for pricing</a>	<b>WF</b> Wood Foot See Poet Wood Foot Finishes  <b>MF</b> Metal Foot See Poet Metal Foot Finishes  <a href="#">see foot finish style for pricing</a>	<b>NSP</b> No Surface Power <b>LSP</b> Left Surface Power (EC31) - add \$420 <b>B</b> Black Power Unit <b>B</b> Black Cord <b>G</b> Graphite Cord - add \$187 <b>W</b> White Power Unit <b>G</b> Graphite Cord - add \$187 <b>RSP</b> Right Surface Power (EC31) - add \$420 <b>B</b> Black Power Unit <b>B</b> Black Cord <b>G</b> Graphite Cord - add \$187 <b>W</b> White Power Unit <b>G</b> Graphite Cord - add \$187 <b>BSP</b> Both Surface Power (EC31) - add \$840 <b>B</b> Black Power Unit <b>B</b> Black Cord <b>G</b> Graphite Cord - add \$374 <b>W</b> White Power Unit <b>G</b> Graphite Cord - add \$374	<b>NGB</b> No Ganging Brackets <b>YGV</b> Ganging Bracket - add \$50

## Description + General Information

## Modular Single Seat Bench



- undermount power center available - order EC30 separately

Dimensions	D	W	H	Shipping	
Overall	33	27	17 ½	Ctn Wt	50
Seat	33	27	17 ½	Cu Ft	7

	Single Upholstery	Frame Zone 1	Seat Zone 2
COM Ydg	3	1	2 ¼
COL Sq Ft	54	15	45

## Single Upholstery Specify: Model | Upholstery | Foot Style | Ganging

PLCMB01														
	COM	COL	A	B	C	D	E	F	G	H	I	J	L1	L2
Single Uph	\$1,408	\$1,579	\$1,434	\$1,487	\$1,579	\$1,698	\$1,816	\$2,000	\$2,198	\$2,408	\$2,737	\$3,132	\$2,342	\$2,606

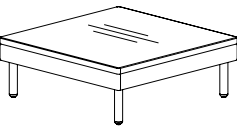
## Multiple Upholstery Specify: Model | Frame Upholstery | Seat &amp; Back Uph | Foot Style | Ganging

PLCMB01_M														
Base Price: \$1,408		To the Base Price, add the appropriate upcharges by grade, per zone												
	COM	COL	A	B	C	D	E	F	G	H	I	J	L1	L2
Frame - Zone 1	+ n/a	+\$57	+ \$9	+ \$27	+\$57	+\$97	+ \$136	+ \$198	+ \$264	+ \$334	+ \$443	+ \$575	+ \$312	+ \$400
Seat - Zone 2	+ n/a	+\$129	+ \$20	+\$60	+\$129	+\$218	+ \$306	+ \$444	+ \$593	+ \$750	+ \$997	+ \$1,293	+ \$701	+ \$899

Model	Upholstery	Foot Style	Ganging
	Grade Vendor Pattern Colorway	<b>WF</b> Wood Foot See Poet Wood Foot Finishes  <b>MF</b> Metal Foot See Poet Metal Foot Finishes  <a href="#">see foot finish style for pricing</a>	<b>NGB</b> No Ganging Brackets <b>YGV</b> Ganging Bracket - add \$50

Description + General Information

Modular Corner Table -  
Straight Grain



- undermount power center  
available - order EC30 separately

Dimensions	D	W	H	Shipping	
Overall	30 ¾	30 ¾	11 ½	Ctn Wt	50
				Cu Ft	4

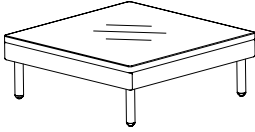
	Apron Upholstery
COM Ydg	1
COL Sq Ft	18

Single Upholstery Specify: Model | Apron Uph | Top Surface | Foot Style | Power | Ganging

PLMCT														
	COM	COL	A	B	C	D	E	F	G	H	I	J	L1	L2
Single Uph/Lam	\$1,073	\$1,130	\$1,082	\$1,100	\$1,130	\$1,170	\$1,209	\$1,271	\$1,336	\$1,407	\$1,516	\$1,648	\$1,385	\$1,472
Single Uph/Essentials	\$1,413	\$1,470	\$1,422	\$1,440	\$1,470	\$1,510	\$1,549	\$1,611	\$1,676	\$1,747	\$1,856	\$1,988	\$1,725	\$1,812
Single Uph/Artisan	\$1,443	\$1,500	\$1,452	\$1,470	\$1,500	\$1,540	\$1,579	\$1,641	\$1,706	\$1,777	\$1,886	\$2,018	\$1,755	\$1,842
Single Uph/Solid Surf	\$3,118	\$3,175	\$3,127	\$3,145	\$3,175	\$3,215	\$3,254	\$3,316	\$3,381	\$3,452	\$3,561	\$3,693	\$3,430	\$3,517

Model	Upholstery	Top Surface	Foot Style	Power	Ganging
	Grade Vendor Pattern Colorway	<b>T Laminate</b> See Poet Laminate Finishes <b>V Veneer</b> See Poet Veneer Finishes <b>S Solid Surface</b> See Poet Solid Surface Finishes <a href="#">see top surface for pricing</a>	<b>WF</b> Wood Foot See Poet Wood Foot Finishes  <b>MF</b> Metal Foot See Poet Metal Foot Finishes  <a href="#">see foot finish style for pricing</a>	<b>NSP</b> No Surface Power <b>YSP</b> <b>Surface Power (EC31)</b> - add \$420 <b>B Black Power Unit</b> <b>B</b> Black Cord <b>G</b> Graphite Cord - add \$187 <b>W White Power Unit</b> <b>G</b> Graphite Cord - add \$187	<b>NGB</b> No Ganging Brackets <b>YGV</b> Ganging Bracket - add \$50

## Description + General Information

Modular Corner Table -  
Diagonal Grain

- undermount power center  
available - order EC30 separately

Dimensions	D	W	H	Shipping	
Overall	30 ¾	30 ¾	11 ½	Ctn Wt	50
				Cu Ft	4

Apron Upholstery	
COM Ydg	1
COL Sq Ft	18

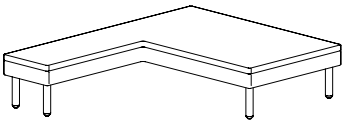
## Single Upholstery Specify: Model | Apron Uph | Top Surface | Foot Style | Power | Ganging

PLMCT-D														
	COM	COL	A	B	C	D	E	F	G	H	I	J	L1	L2
Single Uph/Lam	\$1,175	\$1,232	\$1,183	\$1,201	\$1,232	\$1,271	\$1,311	\$1,372	\$1,438	\$1,508	\$1,618	\$1,749	\$1,486	\$1,574
Single Uph/Essentials	\$1,456	\$1,513	\$1,464	\$1,482	\$1,513	\$1,552	\$1,592	\$1,653	\$1,719	\$1,789	\$1,899	\$2,030	\$1,767	\$1,855
Single Uph/Artisan	\$1,493	\$1,550	\$1,501	\$1,519	\$1,550	\$1,589	\$1,629	\$1,690	\$1,756	\$1,826	\$1,936	\$2,067	\$1,804	\$1,892
Single Uph/Solid Surf	\$3,220	\$3,277	\$3,228	\$3,246	\$3,277	\$3,316	\$3,356	\$3,417	\$3,483	\$3,553	\$3,663	\$3,794	\$3,531	\$3,619

Model	Upholstery	Top Surface	Foot Style	Power	Ganging
	Grade Vendor Pattern Colorway	<b>T Laminate</b> See Poet Laminate Finishes <b>V Veneer</b> See Poet Veneer Finishes <b>S Solid Surface</b> See Poet Solid Surface Finishes <a href="#">see top surface for pricing</a>	<b>WF Wood Foot</b> See Poet Wood Foot Finishes <b>MF Metal Foot</b> See Poet Metal Foot Finishes <a href="#">see foot finish style for pricing</a>	<b>NSP</b> No Surface Power <b>YSP</b> <b>Surface Power (EC31)</b> - add \$420 <b>B Black Power Unit</b> B Black Cord G Graphite Cord - add \$187 <b>W White Power Unit</b> G Graphite Cord - add \$187	<b>NGB</b> No Ganging Brackets <b>YGV</b> Ganging Bracket - add \$50

Description + General Information

Modular Table Wrap



left shown

- undermount power center available - order EC30 separately

Dimensions	D	W	H	Shipping	
Overall	44 ¾	55 ¾	11 ½	Ctn Wt	90
				Cu Ft	10

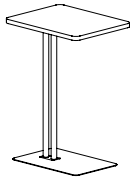
	Apron Upholstery
COM Ydg	1 ¼
COL Sq Ft	23

Single Upholstery Specify: Model | Apron Uph | Top Surface | Foot Style | Power | Ganging

PLMWT-R PLMWT-L														
	COM	COL	A	B	C	D	E	F	G	H	I	J	L1	L2
Single Uph/Lam	\$1,905	\$1,976	\$1,916	\$1,938	\$1,976	\$2,026	\$2,075	\$2,152	\$2,234	\$2,322	\$2,459	\$2,623	\$2,294	\$2,404
Single Uph/Essentials	\$2,308	\$2,379	\$2,319	\$2,341	\$2,379	\$2,429	\$2,478	\$2,555	\$2,637	\$2,725	\$2,862	\$3,026	\$2,697	\$2,807
Single Uph/Artisan	\$2,385	\$2,456	\$2,396	\$2,418	\$2,456	\$2,506	\$2,555	\$2,632	\$2,714	\$2,802	\$2,939	\$3,103	\$2,774	\$2,884

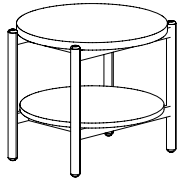
Model	Upholstery	Top Surface	Foot Style	Power	Ganging
	Grade Vendor Pattern Colorway	<b>T Laminate</b> See Poet Laminate Finishes <b>V Veneer</b> See Poet Veneer Finishes <a href="#">see top surface for pricing</a>	<b>WF</b> Wood Foot See Poet Wood Foot Finishes  <b>MF</b> Metal Foot See Poet Metal Foot Finishes  <a href="#">see foot finish style for pricing</a>	<b>NSP</b> No Surface Power <b>YSP</b> <b>Surface Power (EC31)</b> - add \$528 <b>B Black Power Unit</b> B Black Cord G Graphite Cord - add \$196 <b>W White Power Unit</b> W White Cord G Graphite Cord - add \$196	<b>NGB</b> No Ganging Brackets <b>YGV</b> Ganging Bracket - add \$50

Description	D	W	H	CTN WT	CU FT	① Model	Laminate	Essentials Veneer	Artisan Veneer
Freestanding Pull Up Table	14	18	26 ¼	26	2	PLT26	\$643	\$843	\$848



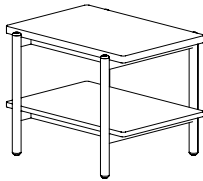
Round Side Table - Wood Legs	22	22	20	30	7	PLRD20-22W	\$1,131	\$1,489	\$1,510
---------------------------------	----	----	----	----	---	------------	---------	---------	---------

- walnut or white oak wood legs available, specify and add \$232 list



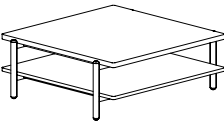
Rectangular Side Table - Wood Legs	26	20 ¾	20	35	8	PLTT20-2026W	\$1,171	\$1,529	\$1,550
---------------------------------------	----	------	----	----	---	--------------	---------	---------	---------

- walnut or white oak wood legs available, specify and add \$232 list



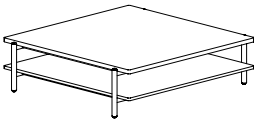
Model	Top Surface	Metal Frame Color (PLT26)	Wood Leg Style
	<b>T Laminate</b> See Poet Laminate Finishes <b>V Veneer</b> See Poet Veneer Finishes <a href="#">see top surface for pricing</a>	<a href="#">see metal frame finishes</a>	<b>MAL</b> Maple Wood Leg & Frame <b>MPL</b> Maple Paint Wood Leg & Frame, add \$45 <b>WAL</b> Walnut Wood Leg & Frame (see upcharge) <b>WOL</b> White Oak Wood Leg & Frame (see upcharge) <a href="#">see wood leg finishes</a>

Description	D	W	H	CTN WT	CU FT	① Model	Laminate	Essentials Veneer	Artisan Veneer
Coffee Table - Wood Legs	36	38 7⁄8	14	80	14	PLTT14-3638W	\$1,305	\$1,747	\$1,805



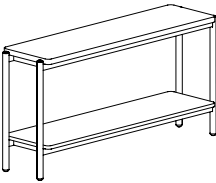
- walnut or white oak wood legs available, specify and add \$240 list

Coffee Table - Wood Legs	48	50 3⁄8	14	135	24	PLTT14-4850W	\$1,563	\$2,090	\$2,192
--------------------------	----	--------	----	-----	----	--------------	---------	---------	---------



- walnut or white oak wood legs available, specify and add \$281 list

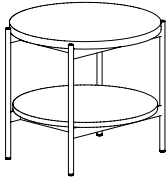
Console Table - Wood Legs	14	54 1⁄8	27	47	14	PLTT27-1454W	\$1,374	\$1,765	\$1,797
---------------------------	----	--------	----	----	----	--------------	---------	---------	---------



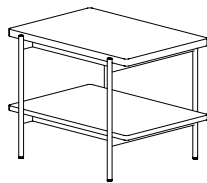
- walnut or white oak wood legs available, specify and add \$310 list

Model	Top Surface	Wood Leg Style
	<div>T Laminates See Poet Laminates Finishes</div> <div>V Veneers See Poet Veneer Finishes</div> <div><a href="#">see top surface for pricing</a></div>	<div>MAL Maple Wood Leg &amp; Frame</div> <div>MPL Maple Paint Wood Leg &amp; Frame, add \$45</div> <div>WAL Walnut Wood Leg &amp; Frame (see upcharge)</div> <div>WOL White Oak Wood Leg &amp; Frame (see upcharge)</div> <div><a href="#">see wood leg finishes</a></div>

Description	D	W	H	CTN WT	CU FT	① Model	Laminate	Essentials Veneer	Artisan Veneer
<b>Round Side Table - Metal Legs</b>	22	22	20	41	7	<b>PLRD20-22M</b>	<b>\$1,556</b>	<b>\$1,914</b>	<b>\$1,935</b>



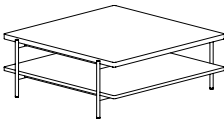
<b>Rectangular Side Table - Metal Legs</b>	26	19 ½	20	46	8	<b>PLTT20-2026M</b>	<b>\$1,675</b>	<b>\$2,033</b>	<b>\$2,054</b>
--	----	------	----	----	---	---------------------	----------------	----------------	----------------



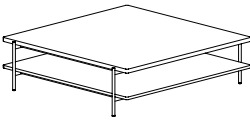
Model	Top Surface	Leg Style
	<b>T Laminate</b> See Poet Laminate Finishes <b>V Veneer</b> See Poet Veneer Finishes <a href="#">see top surface for pricing</a>	<b>ML Metal Leg</b> See Poet Metal Leg Finishes <a href="#">see leg finish style for pricing</a>



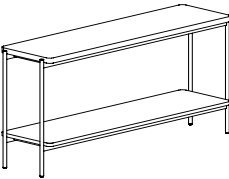
Description	D	W	H	CTN WT	CU FT	① Model	Laminate	Essentials Veneer	Artisan Veneer
Coffee Table - Metal Legs	36	37 ½	14	96	14	PLTT14-3638M	\$1,774	\$2,216	\$2,274



Coffee Table - Metal Legs	48	49 ½	14	148	23	PLTT14-4850M	\$2,189	\$2,716	\$2,818
---------------------------	----	------	----	-----	----	--------------	---------	---------	---------



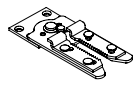
Console Table - Metal Legs	14	52 ⅞	27	57	14	PLTT27-1454M	\$2,028	\$2,419	\$2,451
----------------------------	----	------	----	----	----	--------------	---------	---------	---------




Model	Top Surface	Leg Style
	T Laminates See Poet Laminates Finishes V Veneer See Poet Veneer Finishes <a href="#">see top surface for pricing</a>	ML Metal Leg See Poet Metal Leg Finishes  <a href="#">see leg finish style for pricing</a>

C  
O  
K  
C  
0  
0  
2  
0  
5

Description	D	W	H	CTN WT	CU FT	❶ Model	List Price
Linking Brackets						GP-LINK	\$50

- 
- links two modular units
  - set of 2 with attachment hardware
  - field installed

Power Center - Under Mount						EC30	\$363
----------------------------	--	--	--	--	--	------	-------

- 
- front frame mount - field installed
  - simplex receptacle and two USB/10' - three prong plug power cord
  - 10' cord
  - specify black or white - cord color will match unit
  - optional graphite fabric cord available, specify and add \$187 list
  - overall mounting bracket tabs: 5"w

To Order, Specify:  
❶ Model number

C  
O  
K  
C  
0  
0  
2  
0  
5

Protocol Order Check List:



Specify:

☐ 1. Model Number

☐ 2. Wood Species - Maple (M)

☐ 3. Arm Wood Cap/Crown Finish

☐ 4. Fabric Selection - vendor, pattern and color

☐ 5. Optional Aluminum Base (A) - add \$116 list, or Optional Wood Base (W) - add \$111 list

☐ 6. Optional Premium Polished Trim Grey Dual Wheel Soft Urethane Caster - add \$366 list

☐ 7. Optional Mid-Pivot Mechanism Upgrade - add \$148 list (swivel tilt models only)

☐ 8. Optional Seat Depth Slide - add \$44 (synchro tilt models only)

☐ 9. Optional Conference Preset Height Cylinder - add \$31 list (swivel tilt chair models only)

☐ 10. Optional T Arm Wood Cap - add \$49 list (adjustable T arm models only)

☐ 11. Optional Aluminum Cantilever Arm - Black Cap - add \$127 list, Grey Cap - add \$157 list (cantilever arm models only)

Example:

PT5600	M	BAR	MOMENTUM	VOX	MYSTIC
(model #)	(wood species)	(finish)	(fabric vendor)	(pattern name)	(pattern color)
		arm wood cap/crown			

1. Model Number

---

2. Wood Species - Maple (M)

---

3. Arm Wood Cap/Crown Finish Options

BAR	Barrel	MCH	Mocha
BRK	Brickdust	OBK	Outback
BUF	Buff	PIL	Pilsner
CSK	Cask	PIN	Pinnacle Walnut
CND	Cinder	RAV	Raven
CLY	Clay	RYE	Rye
EGR	Egret	SAB	Sable
FAW	Fawn	SAD	Saddle
FLX	Flax	SIE	Sienna
FLN	Flint	TRF	Truffle
FLO	Florence Walnut	UMB	Umber
LOF	Loft	VAL	Valley
MES	Mesa	WLH	Walnut Heights
MIN	Mineral		

All COM orders must include the following:

- Vendor's name, pattern name and color
- Sample of the fabric attached to order
- Model numbers of items for fabric application
- Special application instructions (e.g., all stripes will be applied front to back unless specified otherwise)
- Customer and purchase order number

Ship prepaid COM material to:

JSI

Attn: COM Dept

201 East Martin Street

Receiving B, Dock 71

Orleans, IN 47452

Application of fabric:

Railroaded

Up the Roll

All COM orders will ship at standard lead time from receipt of COM except for orders requiring special custom matched finishes.

4. Fabric Selection - Please supply the following:

Fabric vendor/Pattern name/Pattern color

[For a complete list of JSI Standard and Graded-In Textiles click here](#)

When specifying contrasting upholstery, indicate clearly which upholstery is to be applied to the seat, back and arms. Use higher grade pricing.

- Indicate direction of fabric - Railroaded or Up the Roll
- Please provide illustration, if available

- 5. Optional Aluminum Base (A)** - add \$116 list or  
**Wood Base (W)** - add \$111 list



- 6. Optional Premium Polished Trim Grey Dual Wheel Soft Urethane Caster** - add \$366 list.



- 7. Optional Mid-Pivot Mechanism Upgrade** - add \$148 list  
(swivel tilt models only)

- 8. Optional Seat Depth Slide** - add \$44 list  
(synchro models only)

- 9. Optional Conference Preset Height Cylinder** - add \$31 list  
(swivel tilt chair models only)



- 10. Optional T Arm Wood Cap** - add \$49 list  
(adjustable T arm models only)









- 11. Optional Aluminum Cantilever Arm - Black Cap** - add \$127 list,  
or **Grey Cap** - add \$157 list  
(cantilever arm models only)



## Protocol

C  
O  
K  
C  
0  
0  
2  
0  
5

Description	① Model	Specifications	List Price Per Grade																												
<b>Management Mid Back</b> 	<b>PT5600</b> · swivel tilt/fixed back · armless · polyurethane base · overall height range is 41 ½ - 47 · seat height range is 17 ½ - 22 ½	<table> <tr> <th>Dimensions</th><th>D</th><th>W</th><th>H</th></tr> <tr> <td>Overall</td><td>26</td><td>26</td><td>47</td></tr> <tr> <td>Seat</td><td>19 ¼</td><td>19 ¼</td><td>22 ½</td></tr> <tr> <th>Upholstery</th><th colspan="3">Shipping</th></tr> <tr> <td>COM Ydg</td><td>2 ¼</td><td>Ctn Wt</td><td>58</td></tr> <tr> <td>COL Sq Ft</td><td>41</td><td>Cu Ft</td><td>18</td></tr> </table>	Dimensions	D	W	H	Overall	26	26	47	Seat	19 ¼	19 ¼	22 ½	Upholstery	Shipping			COM Ydg	2 ¼	Ctn Wt	58	COL Sq Ft	41	Cu Ft	18	COM \$1,633 A \$1,660 B \$1,711 COL/C \$1,807 D \$1,921 E \$2,041 F \$2,168 G \$2,345 H \$2,535 I \$2,828 J \$3,186 L1 \$2,378 L2 \$2,569				
Dimensions	D	W	H																												
Overall	26	26	47																												
Seat	19 ¼	19 ¼	22 ½																												
Upholstery	Shipping																														
COM Ydg	2 ¼	Ctn Wt	58																												
COL Sq Ft	41	Cu Ft	18																												
<b>Mid Back</b> 	<b>PT5600L</b> · swivel tilt/fixed back · black urethane loop arms · black polyurethane base · overall height range is 41 ½ - 47 · seat height range is 17 ½ - 22 ½ · arm height range is 26 ⅝ - 31 ⅞	<table> <tr> <th>Dimensions</th><th>D</th><th>W</th><th>H</th></tr> <tr> <td>Overall</td><td>26</td><td>26</td><td>47</td></tr> <tr> <td>Seat</td><td>19 ¼</td><td>19 ¼</td><td>22 ½</td></tr> <tr> <td>Arm</td><td></td><td></td><td>31 ⅞</td></tr> <tr> <th>Upholstery</th><th colspan="3">Shipping</th></tr> <tr> <td>COM Ydg</td><td>2 ¼</td><td>Ctn Wt</td><td>64</td></tr> <tr> <td>COL Sq Ft</td><td>41</td><td>Cu Ft</td><td>18</td></tr> </table>	Dimensions	D	W	H	Overall	26	26	47	Seat	19 ¼	19 ¼	22 ½	Arm			31 ⅞	Upholstery	Shipping			COM Ydg	2 ¼	Ctn Wt	64	COL Sq Ft	41	Cu Ft	18	COM \$1,817 A \$1,845 B \$1,897 COL/C \$1,990 D \$2,107 E \$2,226 F \$2,352 G \$2,528 H \$2,718 I \$3,016 J \$3,373 L1 \$2,564 L2 \$2,754
Dimensions	D	W	H																												
Overall	26	26	47																												
Seat	19 ¼	19 ¼	22 ½																												
Arm			31 ⅞																												
Upholstery	Shipping																														
COM Ydg	2 ¼	Ctn Wt	64																												
COL Sq Ft	41	Cu Ft	18																												
<b>Mid Back</b> 	<b>PT5600S</b> · swivel tilt/fixed back · adjustable black urethane T arm · arm post matches base color · black polyurethane base · overall height range is 41 ½ - 47 · seat height range is 17 ½ - 22 ½ · arm height range is 25 ½ - 31	<table> <tr> <th>Dimensions</th><th>D</th><th>W</th><th>H</th></tr> <tr> <td>Overall</td><td>26</td><td>26</td><td>47</td></tr> <tr> <td>Seat</td><td>19 ¼</td><td>19 ¼</td><td>22 ½</td></tr> <tr> <td>Arm</td><td></td><td></td><td>31</td></tr> <tr> <th>Upholstery</th><th colspan="3">Shipping</th></tr> <tr> <td>COM Ydg</td><td>2 ¼</td><td>Ctn Wt</td><td>65</td></tr> <tr> <td>COL Sq Ft</td><td>41</td><td>Cu Ft</td><td>18</td></tr> </table>	Dimensions	D	W	H	Overall	26	26	47	Seat	19 ¼	19 ¼	22 ½	Arm			31	Upholstery	Shipping			COM Ydg	2 ¼	Ctn Wt	65	COL Sq Ft	41	Cu Ft	18	COM \$1,915 A \$1,942 B \$1,995 COL/C \$2,087 D \$2,203 E \$2,323 F \$2,450 G \$2,627 H \$2,816 I \$3,113 J \$3,468 L1 \$2,662 L2 \$2,851
Dimensions	D	W	H																												
Overall	26	26	47																												
Seat	19 ¼	19 ¼	22 ½																												
Arm			31																												
Upholstery	Shipping																														
COM Ydg	2 ¼	Ctn Wt	65																												
COL Sq Ft	41	Cu Ft	18																												
<b>Management Mid Back</b> 	<b>PT5600T</b> · swivel tilt/fixed back · adjustable urethane T arm · polyurethane base · arm post matches base color · overall height range is 41 ½ - 47 · seat height range is 17 ½ - 22 ½ · arm height range is 25 ½ - 31	<table> <tr> <th>Dimensions</th><th>D</th><th>W</th><th>H</th></tr> <tr> <td>Overall</td><td>26</td><td>26</td><td>47</td></tr> <tr> <td>Seat</td><td>19 ¼</td><td>19 ¼</td><td>22 ½</td></tr> <tr> <td>Arm</td><td></td><td></td><td>31</td></tr> <tr> <th>Upholstery</th><th colspan="3">Shipping</th></tr> <tr> <td>COM Ydg</td><td>2 ¼</td><td>Ctn Wt</td><td>65</td></tr> <tr> <td>COL Sq Ft</td><td>41</td><td>Cu Ft</td><td>18</td></tr> </table>	Dimensions	D	W	H	Overall	26	26	47	Seat	19 ¼	19 ¼	22 ½	Arm			31	Upholstery	Shipping			COM Ydg	2 ¼	Ctn Wt	65	COL Sq Ft	41	Cu Ft	18	COM \$1,915 A \$1,942 B \$1,995 COL/C \$2,087 D \$2,203 E \$2,323 F \$2,450 G \$2,627 H \$2,816 I \$3,113 J \$3,468 L1 \$2,662 L2 \$2,851
Dimensions	D	W	H																												
Overall	26	26	47																												
Seat	19 ¼	19 ¼	22 ½																												
Arm			31																												
Upholstery	Shipping																														
COM Ydg	2 ¼	Ctn Wt	65																												
COL Sq Ft	41	Cu Ft	18																												

Description	① Model	Specifications				List Price Per Grade	
	<b>PT5600C</b> • swivel tilt/fixed back • black urethane cantilever arm • black polyurethane base • overall height range is 41 ½ - 47 • seat height range is 17 ½ - 22 ½ • arm height range is 26 ½ - 31 ¾	Dimensions	D	W	H	COM	\$1,861
		Overall	26	26	47	A	\$1,890
		Seat	19 ¼	19 ¼	22 ½	B	\$1,942
		Arm			31 ¾	COL/C	\$2,034
		Upholstery		Shipping		D	\$2,151
		COM Ydg	2 ¼	Ctn Wt	64	E	\$2,270
		COL Sq Ft	41	Cu Ft	18	F	\$2,398
						G	\$2,574
						H	\$2,763
						I	\$3,060
	<b>PT5600U</b> • swivel tilt/fixed back • fixed height upholstered arm • polyurethane base • overall height range is 41 ½ - 47 • seat height range is 17 ½ - 22 ½ • arm height range is 27 - 32 ½	Dimensions	D	W	H	COM	\$1,944
		Overall	26	26	47	A	\$1,980
		Seat	19 ¼	19 ¼	22 ½	B	\$2,054
		Arm			32 ½	COL/C	\$2,182
		Upholstery		Shipping		D	\$2,347
		COM Ydg	3 ⅝	Ctn Wt	64	E	\$2,513
		COL Sq Ft	57	Cu Ft	18	F	\$2,685
						G	\$2,933
						H	\$3,197
						I	\$3,608

**To Order, Specify:**





- ① Model Number
- ② Wood Species - Maple (M)
- ③ Arm Wood Cap Finish [See Arm Wood Cap Finish Options](#)
- ④ Fabric Selection - vendor, pattern and color  
Visit [www.jsifurniture.com/finishes-and-materials/textiles](http://www.jsifurniture.com/finishes-and-materials/textiles) for our textiles program.  
See selection of standard and graded in manufacturers and patterns.
- ⑤ Optional Aluminum Base (A) - add \$116 list or Wood Base (W) - add \$111 list
- ⑥ Optional Premium Polished Trim Grey Dual Wheel Soft Urethane Casters - add \$366
- ⑦ Optional Mid-Pivot Mechanism Upgrade - add \$148 list  
(swivel tilt models only)
- ⑧ Optional Seat Depth Slide - add \$44 list  
(synchro tilt models only)
- ⑨ Optional Conference Preset Height Cylinder - add \$31 list  
(swivel tilt chair models only)
- ⑩ Optional T Arm Wood Cap - add \$49 list  
(adjustable T arm models only)  
Optional Aluminum Cantilever Arm - Black Cap - add \$127 list,  
Grey Cap - add \$157 list  
(cantilever arm models only)



**Specifications**

- Wood species - Maple.
- Two piece molded plywood seat and back.
- Seat has 3 ½" high density polyurethane foam.
- Back has 2" to 1" tapered high density polyurethane foam with ¼" overlay.
- Swivel tilt models are standard with tilt, lock, pneumatic lift, tension adjustment.
- Synchro models are standard with synchronized independent seat and back recline, lock pneumatic lift, tensions adjustment, 6 positions, 2 ½" back height adjustment.
- Polyurethane base, glass reinforced nylon/5 prong/grip ring caster insertion.
- All models standard with 60 mm dual wheel non-hooded black nylon plastic casters.

## Protocol

C  
O  
K  
C  
0  
0  
2  
0  
5

Description	① Model	Specifications				List Price Per Grade
Management Mid Back 	<b>PT5650</b> · solid maple crown · swivel tilt/fixed back · armless · polyurethane base · overall height range is 41 ½ - 47 · seat height range is 17 ½ - 22 ½	<b>Dimensions</b>	<b>D</b>	<b>W</b>	<b>H</b>	COM \$1,821
		Overall	26	26	47	A \$1,849
		Seat	19 ¼	19 ¼	22 ½	B \$1,897
		<b>Upholstery</b>	<b>Shipping</b>			COL/C \$1,984
		COM Ydg	2 ⅞	Ctn Wt	59	D \$2,096
		COL Sq Ft	39	Cu Ft	18	E \$2,207
						F \$2,327
						G \$2,493
						H \$2,675
						I \$2,954
						J \$3,290
						L1 \$2,528
						L2 \$2,710
Mid Back - Wood Crown 	<b>PT5650L</b> · solid maple crown · swivel tilt/fixed back · black urethane loop arms · black polyurethane base · overall height range is 41 ½ - 47 · seat height range is 17 ½ - 22 ½ · arm height range is 26 ⅝ - 31 ⅞	<b>Dimensions</b>	<b>D</b>	<b>W</b>	<b>H</b>	COM \$2,001
		Overall	26	26	47	A \$2,028
		Seat	19 ¼	19 ¼	22 ½	B \$2,076
		Arm			31 ⅞	COL/C \$2,164
		<b>Upholstery</b>	<b>Shipping</b>			D \$2,276
		COM Ydg	2 ⅞	Ctn Wt	67	E \$2,388
		COL Sq Ft	39	Cu Ft	18	F \$2,505
						G \$2,674
						H \$2,854
						I \$3,133
						J \$3,468
						L1 \$2,709
						L2 \$2,888
Mid Back - Wood Crown 	<b>PT5650S</b> · solid maple crown · swivel tilt/fixed back · adjustable black urethane T arm · arm post matches base color · black polyurethane base · overall height range is 41 ½ - 47 · seat height range is 17 ½ - 22 ½ · arm height range is 25 ½ - 31	<b>Dimensions</b>	<b>D</b>	<b>W</b>	<b>H</b>	COM \$2,097
		Overall	26	26	47	A \$2,122
		Seat	19 ¼	19 ¼	22 ½	B \$2,175
		Arm			31	COL/C \$2,262
		<b>Upholstery</b>	<b>Shipping</b>			D \$2,373
		COM Ydg	2 ⅞	Ctn Wt	68	E \$2,485
		COL Sq Ft	39	Cu Ft	18	F \$2,603
						G \$2,771
						H \$2,950
						I \$3,230
						J \$3,566
						L1 \$2,804
						L2 \$2,985
Management Mid Back 	<b>PT5650T</b> · solid maple crown · swivel tilt/fixed back · adjustable urethane T arm · polyurethane base · arm post matches base color · overall height range is 41 ½ - 47 · seat height range is 17 ½ - 22 ½ · arm height range is 25 ½ - 31	<b>Dimensions</b>	<b>D</b>	<b>W</b>	<b>H</b>	COM \$2,097
		Overall	26	26	47	A \$2,122
		Seat	19 ¼	19 ¼	22 ½	B \$2,175
		Arm			31	COL/C \$2,262
		<b>Upholstery</b>	<b>Shipping</b>			D \$2,373
		COM Ydg	2 ⅞	Ctn Wt	68	E \$2,485
		COL Sq Ft	39	Cu Ft	18	F \$2,603
						G \$2,771
						H \$2,950
						I \$3,230
						J \$3,566
						L1 \$2,804
						L2 \$2,985

Description	① Model	Specifications	List Price Per Grade
<b>Mid Back - Wood Crown</b>  	<b>PT5650C</b> • solid maple crown • swivel tilt/fixed back • black urethane cantilever arm • black polyurethane base • overall height range is 41 ½ - 47 • seat height range is 17 ½ - 22 ½ • arm height range is 26 ½ - 31 ¾	<b>Dimensions</b>	COM \$2,044
		Overall 26 26 47	A \$2,071
		Seat 19 ¼ 19 ¼ 22 ½	B \$2,120
		Arm 31 ¾	COL/C \$2,207
		<b>Upholstery</b>	D \$2,319
		<b>Shipping</b>	E \$2,432
		COM Ydg 2 ⅞ Ctn Wt 67	F \$2,551
		COL Sq Ft 39 Cu Ft 18	G \$2,717
			H \$2,898
			I \$3,177
<b>Management Mid Back</b>  	<b>PT5650U</b> • solid maple crown • swivel tilt/fixed back • fixed height upholstered arm • polyurethane base • overall height range is 41 ½ - 47 • seat height range is 17 ½ - 22 ½ • arm height range is 27 - 32 ½	<b>Dimensions</b>	COM \$2,275
		Overall 26 26 47	A \$2,309
		Seat 19 ¼ 19 ¼ 22 ½	B \$2,378
		Arm 32 ½	COL/C \$2,503
		<b>Upholstery</b>	D \$2,662
		<b>Shipping</b>	E \$2,818
		COM Ydg 3 Ctn Wt 67	F \$2,986
		COL Sq Ft 54 Cu Ft 18	G \$3,223
			H \$3,474
			I \$3,871
			J \$4,346
			L1 \$3,270
			L2 \$3,524

#### To Order, Specify:

- ① Model Number
- ② Wood Species - Maple (M)
- ③ Arm Wood Cap Finish [See Arm Wood Cap Finish Options](#)
- ④ Fabric Selection - vendor, pattern and color  
Visit [www.jsifurniture.com/finishes-and-materials/textiles](http://www.jsifurniture.com/finishes-and-materials/textiles) for our textiles program.  
See selection of standard and graded in manufacturers and patterns.
- ⑤ Optional Aluminum Base (A) - add \$116 list or Wood Base (W) - add \$111 list
- ⑥ Optional Premium Polished Trim Grey Dual Wheel Soft Urethane Casters - add \$366
- ⑦ Optional Mid-Pivot Mechanism Upgrade - add \$148 list  
(swivel tilt models only)
- ⑧ Optional Seat Depth Slide - add \$44 list  
(synchro tilt models only)
- ⑨ Optional Conference Preset Height Cylinder - add \$31 list  
(swivel tilt chair models only)
- ⑩ Optional T Arm Wood Cap - add \$49 list  
(adjustable T arm models only)  
Optional Aluminum Cantilever Arm - Black Cap - add \$127 list,  
Grey Cap - add \$157 list  
(cantilever arm models only)




#### Specifications

- Wood species - Maple.
- Two piece molded plywood seat and back.
- Seat has 3 ½" high density polyurethane foam.
- Back has 2" to 1" tapered high density polyurethane foam with ¼" overlay.
- Swivel tilt models are standard with tilt, lock, pneumatic lift, tension adjustment.
- Synchro models are standard with synchronized independent seat and back recline, lock pneumatic lift, tensions adjustment, 6 positions, 2 ½" back height adjustment.
- Polyurethane base, glass reinforced nylon/5 prong/grip ring caster insertion.
- All models standard with 60 mm dual wheel non-hooded black nylon plastic casters.





Protocol

C  
O  
K  
C  
0  
0  
2  
0  
5

Description	① Model	Specifications				List Price Per Grade	
<div>High Back</div> 	<b>PT5605L</b> <ul style="list-style-type: none"><li>· swivel tilt/fixed back</li><li>· black urethane loop arm</li><li>· black polyurethane base</li><li>· overall height range is 46 ½ - 52</li><li>· seat height range is 17 ½ - 22 ½</li><li>· arm height range is 26 ⅝ - 31 ⅞</li></ul>	Dimensions	D	W	H	COM	\$1,914
		Overall	26	26	52	A	\$1,943
		Seat	19 ¼	19 ¼	22 ½	B	\$2,002
		Arm			31 ⅞	COL/C	\$2,105
		Upholstery		Shipping		D	\$2,237
		COM Ydg	2 ½	Ctn Wt	67	E	\$2,367
		COL Sq Ft	45	Cu Ft	18	F	\$2,505
						G	\$2,705
						H	\$2,915
						I	\$3,246
<div>High Back</div> 	<b>PT5605S</b> <ul style="list-style-type: none"><li>· swivel tilt/fixed back</li><li>· adjustable black urethane T arm</li><li>· arm post matches base color</li><li>· black polyurethane base</li><li>· overall height range is 46 ½ - 52</li><li>· seat height range is 17 ½ - 22 ½</li><li>· arm height range is 25 ½ - 31</li></ul>	Dimensions	D	W	H	COM	\$2,008
		Overall	26	26	52	A	\$2,040
		Seat	19 ¼	19 ¼	22 ½	B	\$2,100
		Arm			31	COL/C	\$2,201
		Upholstery		Shipping		D	\$2,333
		COM Ydg	2 ½	Ctn Wt	68	E	\$2,463
		COL Sq Ft	45	Cu Ft	18	F	\$2,603
						G	\$2,801
						H	\$3,012
						I	\$3,343
<div>Executive High Back</div> 	<b>PT5605T</b> <ul style="list-style-type: none"><li>· swivel tilt/fixed back</li><li>· adjustable urethane T arm</li><li>· polyurethane base</li><li>· arm post matches base color</li><li>· overall height range is 46 ½ - 52</li><li>· seat height range is 17 ½ - 22 ½</li><li>· arm height range is 25 ½ - 31</li></ul>	Dimensions	D	W	H	COM	\$2,008
		Overall	26	26	52	A	\$2,040
		Seat	19 ¼	19 ¼	22 ½	B	\$2,100
		Arm			31	COL/C	\$2,201
		Upholstery		Shipping		D	\$2,333
		COM Ydg	2 ½	Ctn Wt	68	E	\$2,463
		COL Sq Ft	45	Cu Ft	18	F	\$2,603
						G	\$2,801
						H	\$3,012
						I	\$3,343
						J	\$3,737
						L1	\$2,842
						L2	\$3,052

PROTOCOL

Description	1 Model	Specifications	List Price Per Grade
<b>High Back</b>  	<b>PT5605C</b> • swivel tilt/fixed back • black urethane cantilever arm • black polyurethane base • overall height range is 46 ½ - 52 • seat height range is 17 ½ - 22 ½ • arm height range is 26 ½ - 31 ¾	<b>Dimensions</b>	COM \$1,957
		Overall 26 26 52	A \$1,988
		Seat 19 ¼ 19 ¼ 22 ½	B \$2,046
		Arm 31 ¾	COL/C \$2,148
		<b>Upholstery</b>	D \$2,280
		<b>Shipping</b>	E \$2,412
		COM Ydg 2 ½ Ctn Wt 67	F \$2,551
		COL Sq Ft 45 Cu Ft 18	G \$2,750
			H \$2,961
			I \$3,289
<b>Executive High Back</b>  	<b>PT5605U</b> • swivel tilt/fixed back • upholstered arm • polyurethane base • overall height range is 46 ½ - 52 • seat height range is 17 ½ - 22 ½ • arm height range is 27 - 32 ½	<b>Dimensions</b>	COM \$2,193
		Overall 26 26 52	A \$2,233
		Seat 19 ¼ 19 ¼ 22 ½	B \$2,308
		Arm 32 ½	COL/C \$2,442
		<b>Upholstery</b>	D \$2,612
		<b>Shipping</b>	E \$2,783
		COM Ydg 3 ¼ Ctn Wt 67	F \$2,964
		COL Sq Ft 59 Cu Ft 18	G \$3,222
			H \$3,496
			I \$3,925
			J \$4,437
			L1 \$3,272
			L2 \$3,546

#### To Order, Specify:




- 1 Model Number
- 2 Wood Species - Maple (M)
- 3 Arm Wood Cap Finish [See Arm Wood Cap Finish Options](#)
- 4 Fabric Selection - vendor, pattern and color  
Visit [www.jsifurniture.com/finishes-and-materials/textiles](http://www.jsifurniture.com/finishes-and-materials/textiles) for our textiles program.  
See selection of standard and graded in manufacturers and patterns.
- 5 Optional Aluminum Base (A) - add \$116 list or Wood Base (W) - add \$111 list
- 6 Optional Premium Polished Trim Grey Dual Wheel Soft Urethane Casters - add \$366
- 7 Optional Mid-Pivot Mechanism Upgrade - add \$148 list  
(swivel tilt models only)
- 8 Optional Seat Depth Slide - add \$44 list  
(synchro tilt models only)
- 9 Optional Conference Preset Height Cylinder - add \$31 list  
(swivel tilt chair models only)
- 10 Optional T Arm Wood Cap - add \$49 list  
(adjustable T arm models only)  
Optional Aluminum Cantilever Arm - Black Cap - add \$127 list,  
Grey Cap - add \$157 list  
(cantilever arm models only)

#### Specifications


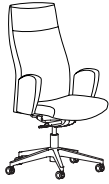
- Wood species - Maple.
- Two piece molded plywood seat and back.
- Seat has 3 ½" high density polyurethane foam.
- Back has 2" to 1" tapered high density polyurethane foam with ¼" overlay.
- Swivel tilt models are standard with tilt, lock, pneumatic lift, tension adjustment.
- Synchro models are standard with synchronized independent seat and back recline, lock pneumatic lift, tensions adjustment, 6 positions, 2 ½" back height adjustment.
- Polyurethane base, glass reinforced nylon/5 prong/grip ring caster insertion.
- All models standard with 60 mm dual wheel non-hooded black nylon plastic casters.

Protocol

C  
O  
K  
C  
0  
0  
2  
0  
5

Description	① Model	Specifications				List Price Per Grade	
	<b>PT5655L</b> <ul style="list-style-type: none"><li>· solid maple crown</li><li>· swivel tilt/fixed back</li><li>· black urethane loop arm</li><li>· black polyurethane base</li><li>· overall height range is 46 ½ - 52</li><li>· seat height range is 17 ½ - 22 ½</li><li>· arm height range is 26 ¾ - 31 ¾</li></ul>	Dimensions	D	W	H	COM	\$2,113
		Overall	26	26	52	A	\$2,142
		Seat	19 ¼	19 ¼	22 ½	B	\$2,203
		Arm			31 ⅞	COL/C	\$2,305
		Upholstery		Shipping		D	\$2,437
		COM Ydg	2 ½	Ctn Wt	68	E	\$2,567
		COL Sq Ft	45	Cu Ft	18	F	\$2,706
						G	\$2,903
						H	\$3,115
						I	\$3,446
	<b>PT5655S</b> <ul style="list-style-type: none"><li>· solid maple crown</li><li>· swivel tilt/fixed back</li><li>· adjustable black urethane T arm</li><li>· arm post matches base color</li><li>· black polyurethane base</li><li>· overall height range is 46 ½ - 52</li><li>· seat height range is 17 ½ - 22 ½</li><li>· arm height range is 25 ½ - 31</li></ul>	Dimensions	D	W	H	COM	\$2,211
		Overall	26	26	52	A	\$2,239
		Seat	19 ¼	19 ¼	22 ½	B	\$2,302
		Arm			31	COL/C	\$2,401
		Upholstery		Shipping		D	\$2,534
		COM Ydg	2 ½	Ctn Wt	69	E	\$2,664
		COL Sq Ft	45	Cu Ft	18	F	\$2,803
						G	\$3,000
						H	\$3,212
						I	\$3,541
	<b>PT5655T</b> <ul style="list-style-type: none"><li>· solid maple crown</li><li>· swivel tilt/fixed back</li><li>· adjustable urethane T arm</li><li>· polyurethane base</li><li>· arm post matches base color</li><li>· overall height range is 46 ½ - 52</li><li>· seat height range is 17 ½ - 22 ½</li><li>· arm height range is 25 ½ - 31</li></ul>	Dimensions	D	W	H	COM	\$2,211
		Overall	26	26	52	A	\$2,239
		Seat	19 ¼	19 ¼	22 ½	B	\$2,302
		Arm			31	COL/C	\$2,401
		Upholstery		Shipping		D	\$2,534
		COM Ydg	2 ½	Ctn Wt	69	E	\$2,664
		COL Sq Ft	45	Cu Ft	18	F	\$2,803
						G	\$3,000
						H	\$3,212
						I	\$3,541
						J	\$3,935
						L1	\$3,041
						L2	\$3,251

PROTOCOL

Description	① Model	Specifications				List Price Per Grade	
<b>High Back - Wood Crown</b>  	<b>PT5655C</b> • solid maple crown • swivel tilt/fixed back • black urethane cantilever arm • black polyurethane base • overall height range is 46 ½ - 52 • seat height range is 17 ½ - 22 ½ • arm height range is 26 ½ - 31 ¾	<b>Dimensions</b>	<b>D</b>	<b>W</b>	<b>H</b>	COM	\$2,157
		Overall	26	26	52	A	\$2,185
		Seat	19 ¼	19 ¼	22 ½	B	\$2,247
		Arm			31 ¾	COL/C	\$2,349
		<b>Upholstery</b>	<b>Shipping</b>			D	\$2,481
		COM Ydg	2 ½	Ctn Wt	68	E	\$2,611
		COL Sq Ft	45	Cu Ft	18	F	\$2,751
						G	\$2,948
						H	\$3,161
						I	\$3,489
<b>Executive High Back</b>  	<b>PT5655U</b> • solid maple crown • swivel tilt/fixed back • fixed height upholstered arm • polyurethane base • overall height range is 46 ½ - 52 • seat height range is 17 ½ - 22 ½ • arm height range is 27 - 32 ½	<b>Dimensions</b>	<b>D</b>	<b>W</b>	<b>H</b>	COM	\$2,394
		Overall	26	26	52	A	\$2,436
		Seat	19 ¼	19 ¼	22 ½	B	\$2,511
		Arm			32 ½	COL/C	\$2,643
		<b>Upholstery</b>	<b>Shipping</b>			D	\$2,815
		COM Ydg	3 ¼	Ctn Wt	68	E	\$2,986
		COL Sq Ft	59	Cu Ft	18	F	\$3,166
						G	\$3,424
						H	\$3,698
						I	\$4,127
						J	\$4,641
						L1	\$3,474
						L2	\$3,749

**To Order, Specify:**





- ① Model Number
- ② Wood Species - Maple (M)
- ③ Arm Wood Cap Finish [See Arm Wood Cap Finish Options](#)
- ④ Fabric Selection - vendor, pattern and color  
Visit [www.jsifurniture.com/finishes-and-materials/textiles](http://www.jsifurniture.com/finishes-and-materials/textiles) for our textiles program.  
See selection of standard and graded in manufacturers and patterns.
- ⑤ Optional Aluminum Base (A) - add \$116 list or Wood Base (W) - add \$111 list
- ⑥ Optional Premium Polished Trim Grey Dual Wheel Soft Urethane Casters - add \$366
- ⑦ Optional Mid-Pivot Mechanism Upgrade - add \$148 list  
(swivel tilt models only)
- ⑧ Optional Seat Depth Slide - add \$44 list  
(synchro tilt models only)
- ⑨ Optional Conference Preset Height Cylinder - add \$31 list  
(swivel tilt chair models only)
- ⑩ Optional T Arm Wood Cap - add \$49 list  
(adjustable T arm models only)  
Optional Aluminum Cantilever Arm - Black Cap - add \$127 list,  
Grey Cap - add \$157 list  
(cantilever arm models only)



**Specifications**

- Wood species - Maple.
- Two piece molded plywood seat and back.
- Seat has 3 ½" high density polyurethane foam.
- Back has 2" to 1" tapered high density polyurethane foam with ¼" overlay.
- Swivel tilt models are standard with tilt, lock, pneumatic lift, tension adjustment.
- Synchro models are standard with synchronized independent seat and back recline, lock pneumatic lift, tensions adjustment, 6 positions, 2 ½" back height adjustment.
- Polyurethane base, glass reinforced nylon/5 prong/grip ring caster insertion.
- All models standard with 60 mm dual wheel non-hooded black nylon plastic casters.

## Protocol

C  
O  
K  
C  
0  
0  
2  
0  
5

Description	① Model	Specifications	List Price Per Grade																												
<b>Management Mid Back</b> 	<b>PT5610</b> · synchro/adjustable height back · armless · polyurethane base · overall height range is 41 ½ - 47 · seat height range is 18 ½ - 23 ½	<table> <tr> <th>Dimensions</th><th>D</th><th>W</th><th>H</th></tr> <tr> <td>Overall</td><td>26</td><td>26</td><td>47</td></tr> <tr> <td>Seat</td><td>19 ¼</td><td>19 ¼</td><td>23 ½</td></tr> <tr> <th>Upholstery</th><th colspan="3">Shipping</th></tr> <tr> <td>COM Ydg</td><td>2 ¼</td><td>Ctn Wt</td><td>58</td></tr> <tr> <td>COL Sq Ft</td><td>41</td><td>Cu Ft</td><td>18</td></tr> </table>	Dimensions	D	W	H	Overall	26	26	47	Seat	19 ¼	19 ¼	23 ½	Upholstery	Shipping			COM Ydg	2 ¼	Ctn Wt	58	COL Sq Ft	41	Cu Ft	18	COM \$1,765 A \$1,786 B \$1,840 COL/C \$1,934 D \$2,052 E \$2,170 F \$2,293 G \$2,474 H \$2,663 I \$2,961 J \$3,314 L1 \$2,507 L2 \$2,698				
Dimensions	D	W	H																												
Overall	26	26	47																												
Seat	19 ¼	19 ¼	23 ½																												
Upholstery	Shipping																														
COM Ydg	2 ¼	Ctn Wt	58																												
COL Sq Ft	41	Cu Ft	18																												
<b>Mid Back</b> 	<b>PT5610L</b> · synchro tilt/adjustable height back · black urethane loop arms · black polyurethane base · overall height range is 41 ½ - 47 · seat height range is 18 ½ - 23 ½ · arm height range is 27 ¾ - 32 ¾	<table> <tr> <th>Dimensions</th><th>D</th><th>W</th><th>H</th></tr> <tr> <td>Overall</td><td>26</td><td>26</td><td>47</td></tr> <tr> <td>Seat</td><td>19 ¼</td><td>19 ¼</td><td>23 ½</td></tr> <tr> <td>Arm</td><td></td><td></td><td>32 ¾</td></tr> <tr> <th>Upholstery</th><th colspan="3">Shipping</th></tr> <tr> <td>COM Ydg</td><td>2 ¼</td><td>Ctn Wt</td><td>64</td></tr> <tr> <td>COL Sq Ft</td><td>41</td><td>Cu Ft</td><td>18</td></tr> </table>	Dimensions	D	W	H	Overall	26	26	47	Seat	19 ¼	19 ¼	23 ½	Arm			32 ¾	Upholstery	Shipping			COM Ydg	2 ¼	Ctn Wt	64	COL Sq Ft	41	Cu Ft	18	COM \$1,942 A \$1,967 B \$2,021 COL/C \$2,114 D \$2,233 E \$2,351 F \$2,478 G \$2,652 H \$2,843 I \$3,140 J \$3,496 L1 \$2,688 L2 \$2,879
Dimensions	D	W	H																												
Overall	26	26	47																												
Seat	19 ¼	19 ¼	23 ½																												
Arm			32 ¾																												
Upholstery	Shipping																														
COM Ydg	2 ¼	Ctn Wt	64																												
COL Sq Ft	41	Cu Ft	18																												
<b>Mid Back</b> 	<b>PT5610S</b> · synchro tilt/adjustable height back · adjustable black urethane T arm · arm post matches base color · black polyurethane base · overall height range is 41 ½ - 47 · seat height range is 18 ½ - 23 ½ · arm height range is 26 ½ - 32	<table> <tr> <th>Dimensions</th><th>D</th><th>W</th><th>H</th></tr> <tr> <td>Overall</td><td>26</td><td>26</td><td>47</td></tr> <tr> <td>Seat</td><td>19 ¼</td><td>19 ¼</td><td>23 ½</td></tr> <tr> <td>Arm</td><td></td><td></td><td>32</td></tr> <tr> <th>Upholstery</th><th colspan="3">Shipping</th></tr> <tr> <td>COM Ydg</td><td>2 ¼</td><td>Ctn Wt</td><td>65</td></tr> <tr> <td>COL Sq Ft</td><td>41</td><td>Cu Ft</td><td>18</td></tr> </table>	Dimensions	D	W	H	Overall	26	26	47	Seat	19 ¼	19 ¼	23 ½	Arm			32	Upholstery	Shipping			COM Ydg	2 ¼	Ctn Wt	65	COL Sq Ft	41	Cu Ft	18	COM \$2,039 A \$2,066 B \$2,118 COL/C \$2,212 D \$2,328 E \$2,449 F \$2,574 G \$2,751 H \$2,940 I \$3,236 J \$3,592 L1 \$2,785 L2 \$2,975
Dimensions	D	W	H																												
Overall	26	26	47																												
Seat	19 ¼	19 ¼	23 ½																												
Arm			32																												
Upholstery	Shipping																														
COM Ydg	2 ¼	Ctn Wt	65																												
COL Sq Ft	41	Cu Ft	18																												
<b>Management Mid Back</b> 	<b>PT5610T</b> · synchro/adjustable height back · adjustable urethane T arm · polyurethane base · arm post matches base color · overall height range is 41 ½ - 47 · seat height range is 18 ½ - 23 ½ · arm height range is 25 ½ - 31	<table> <tr> <th>Dimensions</th><th>D</th><th>W</th><th>H</th></tr> <tr> <td>Overall</td><td>26</td><td>26</td><td>47</td></tr> <tr> <td>Seat</td><td>19 ¼</td><td>19 ¼</td><td>23 ½</td></tr> <tr> <td>Arm</td><td></td><td></td><td>31</td></tr> <tr> <th>Upholstery</th><th colspan="3">Shipping</th></tr> <tr> <td>COM Ydg</td><td>2 ¼</td><td>Ctn Wt</td><td>65</td></tr> <tr> <td>COL Sq Ft</td><td>41</td><td>Cu Ft</td><td>18</td></tr> </table>	Dimensions	D	W	H	Overall	26	26	47	Seat	19 ¼	19 ¼	23 ½	Arm			31	Upholstery	Shipping			COM Ydg	2 ¼	Ctn Wt	65	COL Sq Ft	41	Cu Ft	18	COM \$2,039 A \$2,066 B \$2,118 COL/C \$2,212 D \$2,328 E \$2,449 F \$2,574 G \$2,751 H \$2,940 I \$3,236 J \$3,592 L1 \$2,785 L2 \$2,975
Dimensions	D	W	H																												
Overall	26	26	47																												
Seat	19 ¼	19 ¼	23 ½																												
Arm			31																												
Upholstery	Shipping																														
COM Ydg	2 ¼	Ctn Wt	65																												
COL Sq Ft	41	Cu Ft	18																												

Description	① Model	Specifications				List Price Per Grade	
<b>Mid Back</b>  	<b>PT5610C</b> • synchro tilt/adjustable height back • black urethane cantilever arm • black polyurethane base • overall height range is 41 ½ - 47 • seat height range is 18 ½ - 23 ½ • arm height range is 27 ½ - 32 ¾	<b>Dimensions</b>	<b>D</b>	<b>W</b>	<b>H</b>	<b>COM</b>	\$1,986
		Overall	26	26	47	A	\$2,012
		Seat	19 ¼	19 ¼	23 ½	B	\$2,067
		Arm			32 ¾	COL/C	\$2,158
		<b>Upholstery</b>	<b>Shipping</b>			D	\$2,277
		COM Ydg	2 ¼	Ctn Wt	64	E	\$2,394
		COL Sq Ft	41	Cu Ft	18	F	\$2,522
						G	\$2,698
						H	\$2,888
						I	\$3,185
<b>Management Mid Back</b>  	<b>PT5610U</b> • synchro/adjustable height back • fixed height upholstered arm • polyurethane base • overall height range is 41 ½ - 47 • seat height range is 18 ½ - 23 ½ • arm height range is 28 - 33 ½	<b>Dimensions</b>	<b>D</b>	<b>W</b>	<b>H</b>	<b>COM</b>	\$2,217
		Overall	26	26	47	A	\$2,253
		Seat	19 ¼	19 ¼	23 ½	B	\$2,325
		Arm			33 ½	COL/C	\$2,454
		<b>Upholstery</b>	<b>Shipping</b>			D	\$2,618
		COM Ydg	3 ¾	Ctn Wt	64	E	\$2,783
		COL Sq Ft	57	Cu Ft	18	F	\$2,957
						G	\$3,206
						H	\$3,468
						I	\$3,879

**To Order, Specify:**





- ① Model Number
- ② Wood Species - Maple (M)
- ③ Arm Wood Cap Finish [See Arm Wood Cap Finish Options](#)
- ④ Fabric Selection - vendor, pattern and color  
Visit [www.jsifurniture.com/finishes-and-materials/textiles](http://www.jsifurniture.com/finishes-and-materials/textiles) for our textiles program.  
See selection of standard and graded in manufacturers and patterns.
- ⑤ Optional Aluminum Base (A) - add \$116 list or Wood Base (W) - add \$111 list
- ⑥ Optional Premium Polished Trim Grey Dual Wheel Soft Urethane Casters - add \$366
- ⑦ Optional Mid-Pivot Mechanism Upgrade - add \$148 list  
(swivel tilt models only)
- ⑧ Optional Seat Depth Slide - add \$44 list  
(synchro tilt models only)
- ⑨ Optional Conference Preset Height Cylinder - add \$31 list  
(swivel tilt chair models only)
- ⑩ Optional T Arm Wood Cap - add \$49 list  
(adjustable T arm models only)  
Optional Aluminum Cantilever Arm - Black Cap - add \$127 list,  
Grey Cap - add \$157 list  
(cantilever arm models only)

**Specifications**



- Wood species - Maple.
- Two piece molded plywood seat and back.
- Seat has 3 ½" high density polyurethane foam.
- Back has 2" to 1" tapered high density polyurethane foam with ¼" overlay.
- Swivel tilt models are standard with tilt, lock, pneumatic lift, tension adjustment.
- Synchro models are standard with synchronized independent seat and back recline, lock pneumatic lift, tensions adjustment, 6 positions, 2 ½" back height adjustment.
- Polyurethane base, glass reinforced nylon/5 prong/grip ring caster insertion.
- All models standard with 60 mm dual wheel non-hooded black nylon plastic casters.

## Protocol

C  
O  
K  
C  
0  
0  
2  
0  
5

Description	① Model	Specifications				List Price Per Grade
<b>Management Mid Back</b> 	<b>PT5660</b> · solid maple crown · synchro/adjustable height back · armless · polyurethane base · overall height range is 41 1/2 - 47 · seat height range is 18 1/2 - 23 1/2	<b>Dimensions</b>	<b>D</b>	<b>W</b>	<b>H</b>	<b>COM \$1,951</b>
		Overall	26	26	47	<b>A \$1,977</b>
		Seat	19 1/4	19 1/4	23 1/2	<b>B \$2,026</b>
		<b>Upholstery</b>		<b>Shipping</b>		<b>COL/C \$2,113</b>
		COM Ydg	2 1/8	Ctn Wt	59	<b>D \$2,226</b>
		COL Sq Ft	39	Cu Ft	18	<b>E \$2,339</b>
						<b>F \$2,455</b>
						<b>G \$2,624</b>
						<b>H \$2,803</b>
						<b>I \$3,083</b>
						<b>J \$3,419</b>
						<b>L1 \$2,656</b>
						<b>L2 \$2,839</b>
<b>Mid Back - Wood Crown</b> 	<b>PT5660L</b> · solid maple crown · synchro tilt/adjustable height back · black urethane loop arms · black polyurethane base · overall height range is 41 1/2 - 47 · seat height range is 18 1/2 - 23 1/2 · arm height range is 27 3/8 - 32 7/8	<b>Dimensions</b>	<b>D</b>	<b>W</b>	<b>H</b>	<b>COM \$2,132</b>
		Overall	26	26	47	<b>A \$2,158</b>
		Seat	19 1/4	19 1/4	23 1/2	<b>B \$2,207</b>
		Arm			32 7/8	<b>COL/C \$2,299</b>
		<b>Upholstery</b>		<b>Shipping</b>		<b>D \$2,408</b>
		COM Ydg	2 1/8	Ctn Wt	67	<b>E \$2,520</b>
		COL Sq Ft	39	Cu Ft	18	<b>F \$2,639</b>
						<b>G \$2,805</b>
						<b>H \$2,985</b>
						<b>I \$3,265</b>
						<b>J \$3,600</b>
						<b>L1 \$2,840</b>
						<b>L2 \$3,019</b>
<b>Mid Back - Wood Crown</b> 	<b>PT5660S</b> · solid maple crown · synchro tilt/adjustable height back · adjustable black urethane T arm · arm post matches base color · black polyurethane base · overall height range is 41 1/2 - 47 · seat height range is 18 1/2 - 23 1/2 · arm height range is 26 1/2 - 32	<b>Dimensions</b>	<b>D</b>	<b>W</b>	<b>H</b>	<b>COM \$2,231</b>
		Overall	26	26	47	<b>A \$2,255</b>
		Seat	19 1/4	19 1/4	23 1/2	<b>B \$2,306</b>
		Arm			32	<b>COL/C \$2,392</b>
		<b>Upholstery</b>		<b>Shipping</b>		<b>D \$2,504</b>
		COM Ydg	2 1/8	Ctn Wt	68	<b>E \$2,615</b>
		COL Sq Ft	39	Cu Ft	18	<b>F \$2,736</b>
						<b>G \$2,901</b>
						<b>H \$3,082</b>
						<b>I \$3,360</b>
						<b>J \$3,698</b>
						<b>L1 \$2,935</b>
						<b>L2 \$3,115</b>
<b>Management Mid Back</b> 	<b>PT5660T</b> · solid maple crown · synchro/adjustable height back · adjustable urethane T arm · polyurethane base · arm post matches base color · overall height range is 41 1/2 - 47 · seat height range is 18 1/2 - 23 1/2 · arm height range is 25 1/2 - 31	<b>Dimensions</b>	<b>D</b>	<b>W</b>	<b>H</b>	<b>COM \$2,231</b>
		Overall	26	26	47	<b>A \$2,255</b>
		Seat	19 1/4	19 1/4	23 1/2	<b>B \$2,306</b>
		Arm			31	<b>COL/C \$2,392</b>
		<b>Upholstery</b>		<b>Shipping</b>		<b>D \$2,504</b>
		COM Ydg	2 1/8	Ctn Wt	68	<b>E \$2,615</b>
		COL Sq Ft	39	Cu Ft	18	<b>F \$2,736</b>
						<b>G \$2,901</b>
						<b>H \$3,082</b>
						<b>I \$3,360</b>
						<b>J \$3,698</b>
						<b>L1 \$2,935</b>
						<b>L2 \$3,115</b>



Description	① Model	Specifications				List Price Per Grade	
<b>Mid Back - Wood Crown</b>  	<b>PT5660C</b> • solid maple crown • synchro tilt/adjustable height back • black urethane cantilever arm • black polyurethane base • overall height range is 41 ½ - 47 • seat height range is 18 ½ - 23 ½ • arm height range is 27 ½ - 32 ¾	<b>Dimensions</b>	<b>D</b>	<b>W</b>	<b>H</b>	COM	\$2,178
		Overall	26	26	47	A	\$2,203
		Seat	19 ¼	19 ¼	23 ½	B	\$2,253
		Arm			32 ¾	COL/C	\$2,342
		<b>Upholstery</b>	<b>Shipping</b>			D	\$2,452
		COM Ydg	2 ⅞	Ctn Wt	67	E	\$2,564
		COL Sq Ft	39	Cu Ft	18	F	\$2,682
						G	\$2,850
						H	\$3,028
						I	\$3,310
<b>Management Mid Back</b>  	<b>PT5660U</b> • solid maple crown • synchro/adjustable height back • fixed height upholstered arm • polyurethane base • overall height range is 41 ½ - 47 • seat height range is 18 ½ - 23 ½ • arm height range is 28 - 33 ½	<b>Dimensions</b>	<b>D</b>	<b>W</b>	<b>H</b>	COM	\$2,407
		Overall	26	26	47	A	\$2,443
		Seat	19 ¼	19 ¼	23 ½	B	\$2,514
		Arm			33 ½	COL/C	\$2,636
		<b>Upholstery</b>	<b>Shipping</b>			D	\$2,794
		COM Ydg	3	Ctn Wt	67	E	\$2,951
		COL Sq Ft	54	Cu Ft	18	F	\$3,119
						G	\$3,356
						H	\$3,608
						I	\$4,005
						J	\$4,478
						L1	\$3,401
						L2	\$3,656

#### To Order, Specify:

- ① Model Number
- ② Wood Species - Maple (M)
- ③ Arm Wood Cap Finish [See Arm Wood Cap Finish Options](#)
- ④ Fabric Selection - vendor, pattern and color  
Visit [www.jsifurniture.com/finishes-and-materials/textiles](http://www.jsifurniture.com/finishes-and-materials/textiles) for our textiles program.  
See selection of standard and graded in manufacturers and patterns.
- ⑤ Optional Aluminum Base (A) - add \$116 list or Wood Base (W) - add \$111 list
- ⑥ Optional Premium Polished Trim Grey Dual Wheel Soft Urethane Casters - add \$366
- ⑦ Optional Mid-Pivot Mechanism Upgrade - add \$148 list  
(swivel tilt models only)
- ⑧ Optional Seat Depth Slide - add \$44 list  
(synchro tilt models only)
- ⑨ Optional Conference Preset Height Cylinder - add \$31 list  
(swivel tilt chair models only)
- ⑩ Optional T Arm Wood Cap - add \$49 list  
(adjustable T arm models only)  
Optional Aluminum Cantilever Arm - Black Cap - add \$127 list,  
Grey Cap - add \$157 list  
(cantilever arm models only)




#### Specifications

- Wood species - Maple.
- Two piece molded plywood seat and back.
- Seat has 3 ½" high density polyurethane foam.
- Back has 2" to 1" tapered high density polyurethane foam with ¼" overlay.
- Swivel tilt models are standard with tilt, lock, pneumatic lift, tension adjustment.
- Synchro models are standard with synchronized independent seat and back recline, lock pneumatic lift, tensions adjustment, 6 positions, 2 ½" back height adjustment.
- Polyurethane base, glass reinforced nylon/5 prong/grip ring caster insertion.
- All models standard with 60 mm dual wheel non-hooded black nylon plastic casters.





Protocol

C  
O  
K  
C  
0  
0  
2  
0  
5

Description	① Model	Specifications				List Price Per Grade	
<div>High Back</div> 	<b>PT5615L</b> <ul style="list-style-type: none"><li>· synchro tilt/adjustable height back</li><li>· black urethane loop arms</li><li>· black polyurethane base</li><li>· overall height range is 46 ½ - 52</li><li>· seat height range is 18 ½ - 23 ½</li><li>· arm height range is 27 ⅝ - 32 ⅞</li></ul>	Dimensions	D	W	H	COM	\$2,031
		Overall	26	26	52	A	\$2,063
		Seat	19 ¼	19 ¼	23 ½	B	\$2,120
		Arm			32 ⅞	COL/C	\$2,221
		Upholstery		Shipping		D	\$2,353
		COM Ydg	2 ½	Ctn Wt	67	E	\$2,486
		COL Sq Ft	45	Cu Ft	18	F	\$2,624
						G	\$2,821
						H	\$3,033
						I	\$3,361
<div>High Back</div> 	<b>PT5615S</b> <ul style="list-style-type: none"><li>· synchro tilt/adjustable height back</li><li>· adjustable black urethane T arm</li><li>· arm post matches base color</li><li>· black polyurethane base</li><li>· overall height range is 46 ½ - 52</li><li>· seat height range is 18 ½ - 23 ½</li><li>· arm height range is 26 ½ - 32</li></ul>	Dimensions	D	W	H	COM	\$2,127
		Overall	26	26	52	A	\$2,157
		Seat	19 ¼	19 ¼	23 ½	B	\$2,218
		Arm			32	COL/C	\$2,318
		Upholstery		Shipping		D	\$2,451
		COM Ydg	2 ½	Ctn Wt	68	E	\$2,581
		COL Sq Ft	45	Cu Ft	18	F	\$2,719
						G	\$2,918
						H	\$3,129
						I	\$3,460
<div>Executive High Back</div> 	<b>PT5615T</b> <ul style="list-style-type: none"><li>· synchro/adjustable height back</li><li>· adjustable urethane T arm</li><li>· polyurethane base</li><li>· arm post matches base color</li><li>· overall height range is 46 ½ - 52</li><li>· seat height range is 18 ½ - 23 ½</li><li>· arm height range is 25 ½ - 31</li></ul>	Dimensions	D	W	H	COM	\$2,127
		Overall	26	26	52	A	\$2,157
		Seat	19 ¼	19 ¼	23 ½	B	\$2,218
		Arm			31	COL/C	\$2,318
		Upholstery		Shipping		D	\$2,451
		COM Ydg	2 ½	Ctn Wt	68	E	\$2,581
		COL Sq Ft	45	Cu Ft	18	F	\$2,719
						G	\$2,918
						H	\$3,129
						I	\$3,460
						J	\$3,853
						L1	\$2,959
						L2	\$3,169

PROTOCOL

Description	① Model	Specifications	List Price Per Grade																												
<b>High Back</b> 	<b>PT5615C</b> <ul style="list-style-type: none"> <li>• synchro tilt/adjustable height back</li> <li>• black urethane cantilever arm</li> <li>• black polyurethane base</li> <li>• overall height range is 46 ½ - 52</li> <li>• seat height range is 18 ½ - 23 ½</li> <li>• arm height range is 27 ½ - 32 ¾</li> </ul>	<table> <tr> <th>Dimensions</th><th>D</th><th>W</th><th>H</th></tr> <tr> <td>Overall</td><td>26</td><td>26</td><td>52</td></tr> <tr> <td>Seat</td><td>19 ¼</td><td>19 ¼</td><td>23 ½</td></tr> <tr> <td>Arm</td><td></td><td></td><td>32 ¾</td></tr> <tr> <th>Upholstery</th><th colspan="3">Shipping</th></tr> <tr> <td>COM Ydg</td><td>2 ½</td><td>Ctn Wt</td><td>67</td></tr> <tr> <td>COL Sq Ft</td><td>45</td><td>Cu Ft</td><td>18</td></tr> </table>	Dimensions	D	W	H	Overall	26	26	52	Seat	19 ¼	19 ¼	23 ½	Arm			32 ¾	Upholstery	Shipping			COM Ydg	2 ½	Ctn Wt	67	COL Sq Ft	45	Cu Ft	18	COM \$2,075 A \$2,106 B \$2,165 COL/C \$2,267 D \$2,399 E \$2,529 F \$2,669 G \$2,864 H \$3,078 I \$3,407 J \$3,801 L1 \$2,907 L2 \$3,118
Dimensions	D	W	H																												
Overall	26	26	52																												
Seat	19 ¼	19 ¼	23 ½																												
Arm			32 ¾																												
Upholstery	Shipping																														
COM Ydg	2 ½	Ctn Wt	67																												
COL Sq Ft	45	Cu Ft	18																												
<b>Executive High Back</b> 	<b>PT5615U</b> <ul style="list-style-type: none"> <li>• synchro/adjustable height back</li> <li>• upholstered arm</li> <li>• polyurethane base</li> <li>• overall height range is 46 ½ - 52</li> <li>• seat height range is 18 ½ - 23 ½</li> <li>• arm height range is 28 - 33 ½</li> </ul>	<table> <tr> <th>Dimensions</th><th>D</th><th>W</th><th>H</th></tr> <tr> <td>Overall</td><td>26</td><td>26</td><td>52</td></tr> <tr> <td>Seat</td><td>19 ¼</td><td>19 ¼</td><td>23 ½</td></tr> <tr> <td>Arm</td><td></td><td></td><td>33 ½</td></tr> <tr> <th>Upholstery</th><th colspan="3">Shipping</th></tr> <tr> <td>COM Ydg</td><td>3 ¼</td><td>Ctn Wt</td><td>67</td></tr> <tr> <td>COL Sq Ft</td><td>59</td><td>Cu Ft</td><td>18</td></tr> </table>	Dimensions	D	W	H	Overall	26	26	52	Seat	19 ¼	19 ¼	23 ½	Arm			33 ½	Upholstery	Shipping			COM Ydg	3 ¼	Ctn Wt	67	COL Sq Ft	59	Cu Ft	18	COM \$2,300 A \$2,339 B \$2,413 COL/C \$2,544 D \$2,716 E \$2,888 F \$3,070 G \$3,326 H \$3,599 I \$4,029 J \$4,542 L1 \$3,380 L2 \$3,652
Dimensions	D	W	H																												
Overall	26	26	52																												
Seat	19 ¼	19 ¼	23 ½																												
Arm			33 ½																												
Upholstery	Shipping																														
COM Ydg	3 ¼	Ctn Wt	67																												
COL Sq Ft	59	Cu Ft	18																												

#### To Order, Specify:


- ① Model Number
- ② Wood Species - Maple (M)
- ③ Arm Wood Cap Finish [See Arm Wood Cap Finish Options](#)
- ④ Fabric Selection - vendor, pattern and color  
Visit [www.jsifurniture.com/finishes-and-materials/textiles](http://www.jsifurniture.com/finishes-and-materials/textiles) for our textiles program.  
See selection of standard and graded in manufacturers and patterns.
- ⑤ Optional Aluminum Base (A) - add \$116 list or Wood Base (W) - add \$111 list
- ⑥ Optional Premium Polished Trim Grey Dual Wheel Soft Urethane Casters - add \$366
- ⑦ Optional Mid-Pivot Mechanism Upgrade - add \$148 list  
(swivel tilt models only)
- ⑧ Optional Seat Depth Slide - add \$44 list  
(synchro tilt models only)
- ⑨ Optional Conference Preset Height Cylinder - add \$31 list  
(swivel tilt chair models only)
- ⑩ Optional T Arm Wood Cap - add \$49 list  
(adjustable T arm models only)  
Optional Aluminum Cantilever Arm - Black Cap - add \$127 list,  
Grey Cap - add \$157 list  
(cantilever arm models only)


#### Specifications


- Wood species - Maple.
- Two piece molded plywood seat and back.
- Seat has 3 ½" high density polyurethane foam.
- Back has 2" to 1" tapered high density polyurethane foam with ¼" overlay.
- Swivel tilt models are standard with tilt, lock, pneumatic lift, tension adjustment.
- Synchro models are standard with synchronized independent seat and back recline, lock pneumatic lift, tensions adjustment, 6 positions, 2 ½" back height adjustment.
- Polyurethane base, glass reinforced nylon/5 prong/grip ring caster insertion.
- All models standard with 60 mm dual wheel non-hooded black nylon plastic casters.

Protocol


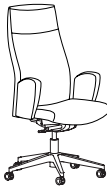
C  
O  
K  
C  
0  
0  
2  
0  
5

Description	① Model	Specifications				List Price Per Grade		
<div>High Back - Wood Crown</div> 	<div>PT5665L</div> <ul style="list-style-type: none"><li>• solid maple crown</li><li>• synchro tilt/adjustable height back</li><li>• black urethane loop arms</li><li>• black polyurethane base</li><li>• overall height range is 46 ½ - 52</li><li>• seat height range is 18 ½ - 23 ½</li><li>• arm height range is 27 ¾ - 32 ¾</li></ul>	Dimensions	D	W	H	COM	\$2,216	
		Overall	26	26	52	A	\$2,244	
		Seat	19 ¼	19 ¼	23 ½	B	\$2,305	
		Arm			32 ¾	COL/C	\$2,407	
		Upholstery	Shipping				D	\$2,537
		COM Ydg	2 ½	Ctn Wt	68	E	\$2,671	
		COL Sq Ft	45	Cu Ft	18	F	\$2,810	
						G	\$3,007	
						H	\$3,215	
						I	\$3,546	
				J	\$3,941			
				L1	\$3,046			
				L2	\$3,257			

<div>High Back - Wood Crown</div> 	<div>PT5665S</div> <ul style="list-style-type: none"><li>• solid maple crown</li><li>• synchro tilt/adjustable height back</li><li>• adjustable black urethane T arm</li><li>• arm post matches base color</li><li>• black polyurethane base</li><li>• overall height range is 46 ½ - 52</li><li>• seat height range is 18 ½ - 23 ½</li><li>• arm height range is 26 ½ - 32</li></ul>	Dimensions	D	W	H	COM	\$2,312	
		Overall	26	26	52	A	\$2,343	
		Seat	19 ¼	19 ¼	23 ½	B	\$2,401	
		Arm			32	COL/C	\$2,503	
		Upholstery	Shipping				D	\$2,635
		COM Ydg	2 ½	Ctn Wt	69	E	\$2,765	
		COL Sq Ft	45	Cu Ft	18	F	\$2,904	
						G	\$3,101	
						H	\$3,313	
						I	\$3,642	
				J	\$4,038			
				L1	\$3,141			
				L2	\$3,354			

<div>Executive High Back</div> 	<div>PT5665T</div> <ul style="list-style-type: none"><li>• solid maple crown</li><li>• synchro/adjustable height back</li><li>• adjustable urethane T arm</li><li>• polyurethane base</li><li>• arm post matches base color</li><li>• overall height range is 46 ½ - 52</li><li>• seat height range is 18 ½ - 23 ½</li><li>• arm height range is 25 ½ - 31</li></ul>	Dimensions	D	W	H	COM	\$2,312	
		Overall	26	26	52	A	\$2,343	
		Seat	19 ¼	19 ¼	23 ½	B	\$2,401	
		Arm			31	COL/C	\$2,503	
		Upholstery	Shipping				D	\$2,635
		COM Ydg	2 ½	Ctn Wt	69	E	\$2,765	
		COL Sq Ft	45	Cu Ft	18	F	\$2,904	
						G	\$3,101	
						H	\$3,313	
						I	\$3,642	
				J	\$4,038			
				L1	\$3,141			
				L2	\$3,354			

PROTOCOL

Description	① Model	Specifications				List Price Per Grade	
<b>High Back - Wood Crown</b> 	<b>PT5665C</b> • solid maple crown • synchro tilt/adjustable height back • black urethane cantilever arm • black polyurethane base • overall height range is 46 ½ - 52 • seat height range is 18 ½ - 23 ½ • arm height range is 27 ½ - 32 ¾	<b>Dimensions</b>	<b>D</b>	<b>W</b>	<b>H</b>	COM	\$2,259
		Overall	26	26	52	A	\$2,289
		Seat	19 ¼	19 ¼	23 ½	B	\$2,349
		Arm			32 ¾	COL/C	\$2,451
		<b>Upholstery</b>	<b>Shipping</b>			D	\$2,580
		COM Ydg	2 ½	Ctn Wt	68	E	\$2,714
		COL Sq Ft	45	Cu Ft	18	F	\$2,853
						G	\$3,051
						H	\$3,261
						I	\$3,591
<b>Executive High Back</b> 	<b>PT5665U</b> • solid maple crown • synchro/adjustable height back • fixed height upholstered arm • polyurethane base • overall height range is 46 ½ - 52 • seat height range is 18 ½ - 23 ½ • arm height range is 28 - 33 ½	<b>Dimensions</b>	<b>D</b>	<b>W</b>	<b>H</b>	COM	\$2,483
		Overall	26	26	52	A	\$2,523
		Seat	19 ¼	19 ¼	23 ½	B	\$2,598
		Arm			33 ½	COL/C	\$2,730
		<b>Upholstery</b>	<b>Shipping</b>			D	\$2,901
		COM Ydg	3 ¼	Ctn Wt	68	E	\$3,074
		COL Sq Ft	59	Cu Ft	18	F	\$3,253
						G	\$3,511
						H	\$3,786
						I	\$4,213
						J	\$4,728
						L1	\$3,564
						L2	\$3,835

**To Order, Specify:**

- ① Model Number
- ② Wood Species - Maple (M)
- ③ Arm Wood Cap Finish [See Arm Wood Cap Finish Options](#)
- ④ Fabric Selection - vendor, pattern and color  
Visit [www.jsifurniture.com/finishes-and-materials/textiles](http://www.jsifurniture.com/finishes-and-materials/textiles) for our textiles program.  
See selection of standard and graded in manufacturers and patterns.
- ⑤ Optional Aluminum Base (A) - add \$116 list or Wood Base (W) - add \$111 list
- ⑥ Optional Premium Polished Trim Grey Dual Wheel Soft Urethane Casters - add \$366
- ⑦ Optional Mid-Pivot Mechanism Upgrade - add \$148 list  
(swivel tilt models only)
- ⑧ Optional Seat Depth Slide - add \$44 list  
(synchro tilt models only)
- ⑨ Optional Conference Preset Height Cylinder - add \$31 list  
(swivel tilt chair models only)
- ⑩ Optional T Arm Wood Cap - add \$49 list  
(adjustable T arm models only)  
Optional Aluminum Cantilever Arm - Black Cap - add \$127 list,  
Grey Cap - add \$157 list  
(cantilever arm models only)

**Specifications**

- Wood species - Maple.
- Two piece molded plywood seat and back.
- Seat has 3 ½" high density polyurethane foam.
- Back has 2" to 1" tapered high density polyurethane foam with ¼" overlay.
- Swivel tilt models are standard with tilt, lock, pneumatic lift, tension adjustment.
- Synchro models are standard with synchronized independent seat and back recline, lock pneumatic lift, tensions adjustment, 6 positions, 2 ½" back height adjustment.
- Polyurethane base, glass reinforced nylon/5 prong/grip ring caster insertion.
- All models standard with 60 mm dual wheel non-hooded black nylon plastic casters.

Proxy Order Check List:



Specify:

- ☐ 1. Model Number
- ☐ 2. Fabric Selection - vendor, pattern and color
- ☐ 3. Knit Back Color Selection (knit back models only)
- ☐ 4. Optional Aluminum Base - add \$116 list,
- ☐ 5. Optional Premium Polished Trim Grey Dual Wheel Soft Urethane Caster - add \$366 list
- ☐ 6. Optional Aluminum Cantilever Arm - Black Cap add \$127 list, Grey Cap add \$157 list (cantilever arm models only)
- ☐ 7. Optional Seat Depth Slide - add \$44 list (synchro tilt models only)
- ☐ 8. Optional Metal Handle - Matte Black (MBK) add \$62 list, Nearly Chrome (NCH) add \$81 list
- ☐ 9. Optional Back Zipper Detail - add \$78 list (upholstered back models only)
- ☐ 10. Optional Conference Preset Height Cylinder - add \$31 list (swivel tilt chair models only)

Example:

PX810T (model #)	MOMENTUM (fabric vendor)	VOX (pattern name)	MYSTIC (pattern color)	WR (knit color)
---------------------	-----------------------------	-----------------------	---------------------------	--------------------

1. Model Number

2. Fabric Selection - Please supply the following:  
Fabric vendor/Pattern name/Pattern color

[For a complete list of JSI Standard and Graded-In Textiles click here](#)


- When specifying contrasting upholstery, indicate clearly which upholstery is to be applied to the seat, back and arms. Use higher grade pricing.
- Indicate direction of fabric - Railroaded or Up the Roll
- Please provide illustration, if available.

All COM orders must include the following:

- Vendor's name, pattern name and color
- Sample of the fabric attached to order
- Model numbers of items for fabric application
- front to back unless specified otherwise)
- Customer and purchase order number

Ship prepaid COM material to:  
JSI  
Attn: COM Dept  
201 East Martin Street  
Receiving B, Dock 71  
Orleans, IN 47452

Application of fabric:  
Railroaded Up the Roll



All COM orders will ship at standard lead time from receipt of COM.

3. Knit Back Color Selection:

BA	Barely Blue	RR	Rockin' Red
DA	Dancing Silver	SB	Sandy Beige
JB	Jet Black	WR	White River

4. Optional Aluminum Base - add \$116 list



5. Optional Premium Polished Trim Grey Dual Wheel Soft Urethane Caster - add \$366 list



6. Optional Aluminum Cantilever Arm - Black Cap add \$127 list, Grey Cap add \$157 list (cantilever arm models only)

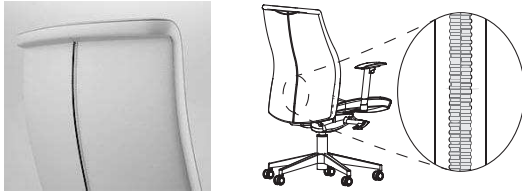


7. Optional Seat Depth Slide - add \$44 list (synchro tilt models only)

- 8. Optional Metal Handle - Matte Black (MBK) add \$62 list or  
Nearly Chrome (NCH) add \$81 list**



- 9. Back Zipper Detail - add \$78 list  
(upholstered back models only)**







- 10. Optional Conference Preset Height Cylinder - add \$31 list  
(swivel tilt chair models only)**



Proxy

C  
O  
K  
C  
0  
0  
2  
0  
5

Description	① Model	Specifications				List Price Per Grade
<div>Mid Back</div> 	<b>PX800</b> <ul style="list-style-type: none"><li>· knit back</li><li>· armless</li><li>· swivel tilt</li><li>· black polyurethane base</li><li>· overall height range is 40 - 45 ¾</li><li>· seat height range is 17 ¼ - 22 ½</li></ul>	Dimensions	D	W	H	COM \$1,077
		Overall	28 ½	28 ½	45 ¾	A \$1,085
		Seat	16 ⅝	20 ¾	17 ¼	B \$1,100
		Upholstery	Shipping			COL/C \$1,127
		COM Ydg	¾	Ctn Wt	41	D \$1,163
		COL Sq Ft	15	Cu Ft	20	E \$1,198
						F \$1,252
						G \$1,310
						H \$1,372
						I \$1,469
<div>Mid Back</div> 	<b>PX800L</b> <ul style="list-style-type: none"><li>· knit back</li><li>· arm</li><li>· swivel tilt</li><li>· black urethane loop arms</li><li>· black polyurethane base</li><li>· overall height range is 40 - 45 ¾</li><li>· seat height range is 17 ¼ - 22 ½</li></ul>	Dimensions	D	W	H	COM \$1,240
		Overall	28 ½	28 ½	45 ¾	A \$1,249
		Seat	16 ⅝	20 ¾	17 ¼	B \$1,263
		Arm			31 ½	COL/C \$1,291
		Upholstery	Shipping			D \$1,326
		COM Ydg	¾	Ctn Wt	46	E \$1,362
		COL Sq Ft	15	Cu Ft	20	F \$1,415
						G \$1,473
						H \$1,536
						I \$1,633
<div>Mid Back</div> 	<b>PX800S</b> <ul style="list-style-type: none"><li>· knit back</li><li>· arm</li><li>· swivel tilt</li><li>· adjustable black urethane, slim profile T arm</li><li>· black polyurethane base</li><li>· overall height range is 40 - 45 ¾</li><li>· seat height range is 17 ¼ - 22 ½</li></ul>	Dimensions	D	W	H	COM \$1,302
		Overall	28 ½	28 ½	45 ¾	A \$1,311
		Seat	16 ⅝	20 ¾	17 ¼	B \$1,326
		Arm			33 ¾	COL/C \$1,353
		Upholstery	Shipping			D \$1,388
		COM Ydg	¾	Ctn Wt	47	E \$1,424
		COL Sq Ft	15	Cu Ft	20	F \$1,478
						G \$1,536
						H \$1,598
						I \$1,696

Description	① Model	Specifications				List Price Per Grade	
<div>Mid Back</div> <div></div>	<div>PX800C</div> <div><div>• knit back</div><div>• arm</div><div>• swivel tilt</div><div>• black urethane cantilever arm</div><div>• black polyurethane base</div><div>• overall height range is 40 - 45 ¾</div><div>• seat height range is 17 ¼ - 22 ½</div><div>• arm height range is 26 ⅝ - 31 ⅜</div></div>	Dimensions	D	W	H	COM	\$1,275
		Overall	28 ½	28 ½	45 ¾	A	\$1,283
		Seat	16 ⅝	20 ¾	17 ¼	B	\$1,298
		Arm			31 ⅜	COL/C	\$1,325
		Upholstery		Shipping		D	\$1,361
		COM Ydg	¾	Ctn Wt	46	E	\$1,397
		COL Sq Ft	15	Cu Ft	20	F	\$1,450
						G	\$1,508
						H	\$1,571
						I	\$1,667
						J	\$1,784
						L1	\$1,520
						L2	\$1,589

**To Order, Specify:**

- ① Model Number
- ② Seat Fabric Selection - vendor, pattern and color  
Visit [www.jsifurniture.com/finishes-and-materials/textiles](http://www.jsifurniture.com/finishes-and-materials/textiles) for our textiles program.  
See selection of standard and graded in manufacturers and patterns.
- ③ Knit Back Color Selection
- ④ Optional Aluminum Base - add \$116 list
- ⑤ Optional Premium Polished Trim Grey Dual Wheel  
Soft Urethane Caster add \$366 list
- ⑥ Optional Aluminum Cantilever Arm - Black Cap add \$127 list,  
Grey Cap add \$157 (cantilever arm models only)
- ⑦ Optional Metal Handle - Matte Black (MBK) add \$62 list,  
Nearly Chrome (NCH) add \$81 list
- ⑧ Optional Conference Preset Height Cylinder - add \$31 list (swivel tilt chairs only)




**Specifications**

- Knit back with molded plywood seat.
- Seat has 2 ½" high density polyurethane foam.
- Knit back conforms to shape for optimal comfort.
- Swivel tilt models are standard with 20 degree tilt, lock, pneumatic lift, tension adjustment.
- Polyurethane base, glass reinforced nylon/5-prong/grip ring caster insertion.
- All models standard with 60 mm dual wheel non-hooded black nylon plastic casters.




Proxy

C  
O  
K  
C  
0  
0  
2  
0  
5

Description	① Model	Specifications				List Price Per Grade
<div>Mid Back</div> 	<b>PX810</b> <ul style="list-style-type: none"><li>· knit back</li><li>· armless</li><li>· synchro tilt</li><li>· black polyurethane base</li><li>· overall height range is 41 ½ - 47 ¼</li><li>· seat height range is 18 ¾ - 24</li></ul>	Dimensions	D	W	H	COM \$1,172
		Overall	28 ½	28 ½	47 ¼	A \$1,179
		Seat	16 ⅝	20 ¾	18 ¾	B \$1,196
		Upholstery	Shipping			COL/C \$1,222
		COM Ydg	¾	Ctn Wt	46	D \$1,258
		COL Sq Ft	15	Cu Ft	20	E \$1,294
						F \$1,347
						G \$1,406
						H \$1,468
						I \$1,564
<div>Mid Back</div> 	<b>PX810L</b> <ul style="list-style-type: none"><li>· knit back</li><li>· arm</li><li>· synchro tilt</li><li>· black urethane loop arms</li><li>· black polyurethane base</li><li>· overall height range is 41 ½ - 47 ¼</li><li>· seat height range is 18 ¾ - 24</li><li>· arm height range is 27 ¾ - 33</li></ul>	Dimensions	D	W	H	COM \$1,334
		Overall	28 ½	28 ½	47 ¼	A \$1,341
		Seat	16 ⅝	20 ¾	18 ¾	B \$1,358
		Arm			33	COL/C \$1,384
		Upholstery	Shipping			D \$1,420
		COM Ydg	¾	Ctn Wt	51	E \$1,455
		COL Sq Ft	15	Cu Ft	20	F \$1,509
						G \$1,568
						H \$1,629
						I \$1,726
<div>Mid Back</div> 	<b>PX810S</b> <ul style="list-style-type: none"><li>· knit back</li><li>· arm</li><li>· synchro tilt</li><li>· adjustable black urethane, slim profile T armblack polyurethane base</li><li>· overall height range is 41 ½ - 47 ¼</li><li>· seat height range is 18 ¾ - 24</li></ul>	Dimensions	D	W	H	COM \$1,399
		Overall	28 ½	28 ½	47 ¼	A \$1,407
		Seat	16 ⅝	20 ¾	18 ¾	B \$1,422
		Arm			35	COL/C \$1,449
		Upholstery	Shipping			D \$1,485
		COM Ydg	¾	Ctn Wt	52	E \$1,520
		COL Sq Ft	15	Cu Ft	20	F \$1,574
						G \$1,632
						H \$1,694
						I \$1,791

PROXY

Description	① Model	Specifications				List Price Per Grade	
<b>Mid Back</b>  	<b>PX810C</b> • knit back • arm • synchro tilt • black urethane cantilever arm • black polyurethane base • overall height range is 41 ½ - 47 ¼ • seat height range is 18 ¾ - 24 • arm height range is 27 ½ - 32 ½	<b>Dimensions</b>	<b>D</b>	<b>W</b>	<b>H</b>	<b>COM</b>	<b>\$1,370</b>
		Overall	28 ½	28 ½	47 ¼	<b>A</b>	<b>\$1,378</b>
		Seat	16 ⅝	20 ¾	18 ¾	<b>B</b>	<b>\$1,393</b>
		Arm			32 ⅞	<b>COL/C</b>	<b>\$1,421</b>
		<b>Upholstery</b>	<b>Shipping</b>			<b>D</b>	<b>\$1,456</b>
		COM Ydg	¾	Ctn Wt	51	<b>E</b>	<b>\$1,492</b>
		COL Sq Ft	15	Cu Ft	20	<b>F</b>	<b>\$1,546</b>
						<b>G</b>	<b>\$1,604</b>
						<b>H</b>	<b>\$1,666</b>
						<b>I</b>	<b>\$1,762</b>
						<b>J</b>	<b>\$1,879</b>
						<b>L1</b>	<b>\$1,616</b>
						<b>L2</b>	<b>\$1,685</b>

**To Order, Specify:**




- ① Model Number
- ② Seat Fabric Selection - vendor, pattern and color  
Visit [www.jsifurniture.com/finishes-and-materials/textiles](http://www.jsifurniture.com/finishes-and-materials/textiles) for our textiles program.  
See selection of standard and graded in manufacturers and patterns.
- ③ Knit Back Color Selection
- ④ Optional Aluminum Base - add \$116 list
- ⑤ Optional Premium Polished Trim Grey Dual Wheel  
Soft Urethane Caster add \$366 list
- ⑥ Optional Aluminum Cantilever Arm - Black Cap add \$127 list,  
Grey Cap add \$157 (cantilever arm models only)
- ⑦ Optional Seat Depth Slide - add \$44 list (synchro tilt models only)
- ⑧ Optional Metal Handle - Matte Black (MBK) add \$62 list,  
Nearly Chrome (NCH) add \$81 list

**Specifications**


- Knit back with molded plywood seat.
- Seat has 2 ½" high density polyurethane foam.
- Knit back conforms to shape for optimal comfort.
- Synchro models are standard with synchronized independent seat and back recline, lock, pneumatic lift, tensions adjustment.
- Polyurethane base, glass reinforced nylon/5-prong/grip ring caster insertion.
- All models standard with 60 mm dual wheel non-hooded black nylon plastic casters.

Proxy

C  
O  
K  
C  
0  
0  
2  
0  
5

Description	① Model	Specifications				List Price Per Grade
	<b>PX805</b> <ul style="list-style-type: none"><li>· knit back</li><li>· armless</li><li>· swivel limited tilt</li><li>· black polyurethane base</li><li>· overall height range is 42 ¾ - 50 ¼</li><li>· seat height range is 20 - 27 ½</li></ul>	Dimensions	D	W	H	COM \$1,384
		Overall	29 ½	29 ½	50 ¾	A \$1,392
		Seat	16 ⅞	20 ¾	20	B \$1,408
		Upholstery	Shipping			COL/C \$1,434
		COM Ydg	¾	Ctn Wt	50	D \$1,470
		COL Sq Ft	15	Cu Ft	25	E \$1,506
						F \$1,560
						G \$1,618
						H \$1,680
						I \$1,777
	<b>PX805L</b> <ul style="list-style-type: none"><li>· knit back</li><li>· arm</li><li>· swivel limited tilt</li><li>· black urethane loop arms</li><li>· black polyurethane base</li><li>· overall height range is 42 ¾ - 50 ¼</li><li>· seat height range is 20 - 27 ½</li><li>· arm height range is 29 - 34 ¼</li></ul>	Dimensions	D	W	H	COM \$1,544
		Overall	29 ½	29 ½	50 ¾	A \$1,553
		Seat	16 ⅞	20 ¾	20	B \$1,569
		Arm			34 ¼	COL/C \$1,595
		Upholstery	Shipping			D \$1,631
		COM Ydg	¾	Ctn Wt	55	E \$1,666
		COL Sq Ft	15	Cu Ft	25	F \$1,720
						G \$1,778
						H \$1,840
						I \$1,937
	<b>PX805S</b> <ul style="list-style-type: none"><li>· knit back</li><li>· arm</li><li>· swivel limited tilt</li><li>· adjustable black urethane, slim profile T arm</li><li>· black polyurethane base</li><li>· overall height range is 42 ¾ - 50 ¼</li><li>· seat height range is 20 - 27 ½</li><li>· arm height range is 27 ⅞ - 36 ½</li></ul>	Dimensions	D	W	H	COM \$1,606
		Overall	29 ½	29 ½	50 ¾	A \$1,614
		Seat	16 ⅞	20 ¾	20	B \$1,629
		Arm			36	COL/C \$1,657
		Upholstery	Shipping			D \$1,692
		COM Ydg	¾	Ctn Wt	56	E \$1,728
		COL Sq Ft	15	Cu Ft	25	F \$1,782
						G \$1,839
						H \$1,902
						I \$1,998

PROXY

Description	① Model	Specifications				List Price Per Grade	
	<b>PX805C</b> • knit back • arm • swivel limited tilt • black urethane cantilever arm • black polyurethane base • overall height range is 42 ¾ - 50 ¼ • seat height range is 20 - 27 ½ • arm height range is 28 ⅞ - 34 ⅞	Dimensions	D	W	H	COM	\$1,584
		Overall	29 ½	29 ½	50 ¾	A	\$1,593
		Seat	16 ⅝	20 ¾	20	B	\$1,608
		Arm			34 ⅞	COL/C	\$1,635
		Upholstery		Shipping		D	\$1,670
		COM Ydg	¾	Ctn Wt	55	E	\$1,706
		COL Sq Ft	15	Cu Ft	25	F	\$1,760
						G	\$1,818
						H	\$1,880
						I	\$1,978
						J	\$2,094
						L1	\$1,830
						L2	\$1,899

**To Order, Specify:**




- ① Model Number
- ② Seat Fabric Selection - vendor, pattern and color  
Visit [www.jsifurniture.com/finishes-and-materials/textiles](http://www.jsifurniture.com/finishes-and-materials/textiles) for our textiles program.  
See selection of standard and graded in manufacturers and patterns.
- ③ Knit Back Color Selection
- ④ Optional Aluminum Base - add \$116 list
- ⑤ Optional Premium Polished Trim Grey Dual Wheel  
Soft Urethane Caster add \$366 list
- ⑥ Optional Aluminum Cantilever Arm - Black Cap add \$127 list,  
Grey Cap add \$157 (cantilever arm models only)
- ⑦ Optional Metal Handle - Matte Black (MBK) add \$62 list,  
Nearly Chrome (NCH) add \$81 list


**Specifications**

- Knit back with molded plywood seat.
- Seat has 2 ½" high density polyurethane foam.
- Knit back conforms to shape for optimal comfort.
- Sit-to Stand models are standard with 10 degree tilt, lock, pneumatic lift, tension adjustment.
- Foot ring 9" from floor, reposition with adjustment knob.
- Polyurethane base, glass reinforced nylon/5-prong/grip ring caster insertion.
- All models standard with 60 mm dual wheel non-hooded black nylon plastic casters.

Proxy

C  
O  
K  
C  
0  
0  
2  
0  
5

Description	① Model	Specifications				List Price Per Grade
	<b>PX808</b> <ul style="list-style-type: none"><li>· knit back</li><li>· armless</li><li>· swivel limited tilt</li><li>· black polyurethane base</li><li>· overall height range is 44 ¾ - 52 ¼</li><li>· seat height range is 22 - 29 ½</li></ul>	Dimensions	D	W	H	COM \$1,307
		Overall	28 ½	28 ½	52 ¾	A \$1,316
		Seat	16 ⅝	20 ¾	22	B \$1,332
		Upholstery	Shipping			COL/C \$1,359
		COM Ydg	¾	Ctn Wt	49	D \$1,393
		COL Sq Ft	15	Cu Ft	25	E \$1,429
						F \$1,484
						G \$1,541
						H \$1,604
						I \$1,700
	<b>PX808L</b> <ul style="list-style-type: none"><li>· knit back</li><li>· arm</li><li>· swivel limited tilt</li><li>· black urethane loop arms</li><li>· black polyurethane base</li><li>· overall height range is 44 ¾ - 52 ¼</li><li>· seat height range is 22 - 29 ½</li><li>· arm height range is 31 - 36 ¼</li></ul>	Dimensions	D	W	H	COM \$1,464
		Overall	28 ½	28 ½	52 ¾	A \$1,472
		Seat	16 ⅝	20 ¾	22	B \$1,488
		Arm			36 ¼	COL/C \$1,514
		Upholstery	Shipping			D \$1,550
		COM Ydg	¾	Ctn Wt	54	E \$1,585
		COL Sq Ft	15	Cu Ft	25	F \$1,640
						G \$1,698
						H \$1,760
						I \$1,857
	<b>PX808S</b> <ul style="list-style-type: none"><li>· knit back</li><li>· arm</li><li>· swivel limited tilt</li><li>· adjustable black urethane, slim profile T arm</li><li>· black polyurethane base</li><li>· overall height range is 44 ¾ - 52 ¼</li><li>· seat height range is 22 - 29 ½</li><li>· arm height range is 29 ⅞ - 38 ½</li></ul>	Dimensions	D	W	H	COM \$1,525
		Overall	28 ½	28 ½	52 ¾	A \$1,533
		Seat	16 ⅝	20 ¾	22	B \$1,548
		Arm			38	COL/C \$1,575
		Upholstery	Shipping			D \$1,611
		COM Ydg	¾	Ctn Wt	55	E \$1,646
		COL Sq Ft	15	Cu Ft	25	F \$1,700
						G \$1,757
						H \$1,820
						I \$1,917

Description	① Model	Specifications				List Price Per Grade	
	<b>PX808C</b> • knit back • arm • swivel limited tilt • black urethane cantilever arm • black polyurethane base • overall height range is 44 ¾ - 52 ¼ • seat height range is 22 - 29 ½ • arm height range is 30 ⅞ - 36 ⅞	Dimensions	D	W	H	COM	\$1,579
		Overall	28 ½	28 ½	52 ¾	A	\$1,586
		Seat	16 ⅝	20 ¾	22	B	\$1,602
		Arm			36 ⅞	COL/C	\$1,629
		Upholstery		Shipping		D	\$1,665
		COM Ydg	¾	Ctn Wt	54	E	\$1,700
		COL Sq Ft	15	Cu Ft	25	F	\$1,754
						G	\$1,812
						H	\$1,874
						I	\$1,971
						J	\$2,088
						L1	\$1,824
						L2	\$1,894

**To Order, Specify:**




- ① Model Number
- ② Seat Fabric Selection - vendor, pattern and color  
Visit [www.jsifurniture.com/finishes-and-materials/textiles](http://www.jsifurniture.com/finishes-and-materials/textiles) for our textiles program.  
See selection of standard and graded in manufacturers and patterns.
- ③ Knit Back Color Selection
- ④ Optional Aluminum Base - add \$116 list
- ⑤ Optional Premium Polished Trim Grey Dual Wheel  
Soft Urethane Caster add \$366 list
- ⑥ Optional Aluminum Cantilever Arm - Black Cap add \$127 list,  
Grey Cap add \$157 (cantilever arm models only)
- ⑦ Optional Metal Handle - Matte Black (MBK) add \$62 list,  
Nearly Chrome (NCH) add \$81 list


**Specifications**

- Knit back with molded plywood seat.
- Seat has 2 ½" high density polyurethane foam.
- Knit back conforms to shape for optimal comfort.
- Stool models are standard with 10 degree tilt, lock, pneumatic lift, tension adjustment.
- Foot ring 13" from floor, reposition with adjustment knob.
- Polyurethane base, glass reinforced nylon/5-prong/grip ring caster insertion.
- All models standard with 60 mm dual wheel non-hooded black nylon plastic casters.

Proxy

C  
O  
K  
C  
0  
0  
2  
0  
5

Description	① Model	Specifications				List Price Per Grade
<div>Low Back</div> 	<b>PX821</b> <ul style="list-style-type: none"><li>· upholstered back</li><li>· armless</li><li>· swivel tilt</li><li>· double stitch outer back detail</li><li>· black polyurethane base</li><li>· overall height range is 34 - 39 ¼</li><li>· seat height range is 17 ¼ - 22 ½</li></ul>	Dimensions	D	W	H	COM \$1,215
		Overall	28 ½	28 ½	39 ¼	A \$1,237
		Seat	16 ⅝	20 ¾	17 ¼	B \$1,278
		Upholstery	Shipping			COL/C \$1,350
		COM Ydg	2	Ctn Wt	37	D \$1,445
		COL Sq Ft	40	Cu Ft	16	E \$1,537
						F \$1,681
						G \$1,836
						H \$2,002
						I \$2,262
<div>Low Back</div> 	<b>PX821L</b> <ul style="list-style-type: none"><li>· upholstered back</li><li>· arm</li><li>· swivel tilt</li><li>· black urethane loop arms</li><li>· double stitch outer back detail</li><li>· black polyurethane base</li><li>· overall height range is 34 - 39 ¼</li><li>· seat height range is 17 ¼ - 22 ½</li><li>· arm height range is 26 ¼ - 31 ½</li></ul>	Dimensions	D	W	H	COM \$1,388
		Overall	28 ½	28 ½	39 ¼	A \$1,410
		Seat	16 ⅝	20 ¾	17 ¼	B \$1,451
		Arm			31 ½	COL/C \$1,525
		Upholstery	Shipping			D \$1,618
		COM Ydg	2	Ctn Wt	42	E \$1,710
		COL Sq Ft	40	Cu Ft	16	F \$1,855
						G \$2,009
						H \$2,176
						I \$2,435
<div>Low Back</div> 	<b>PX821S</b> <ul style="list-style-type: none"><li>· upholstered back</li><li>· arm</li><li>· swivel tilt</li><li>· adjustable black urethane, slim profile T arm</li><li>· double stitch outer back detail</li><li>· black polyurethane base</li><li>· overall height range is 34 - 39 ¼</li><li>· seat height range is 17 ¼ - 22 ½</li><li>· arm height range is 25 ⅝ - 33 ¾</li></ul>	Dimensions	D	W	H	COM \$1,486
		Overall	28 ½	28 ½	39 ¼	A \$1,507
		Seat	16 ⅝	20 ¾	17 ¼	B \$1,548
		Arm			33 ¾	COL/C \$1,621
		Upholstery	Shipping			D \$1,713
		COM Ydg	2	Ctn Wt	43	E \$1,808
		COL Sq Ft	40	Cu Ft	16	F \$1,951
						G \$2,107
						H \$2,271
						I \$2,531

Description	① Model	Specifications				List Price Per Grade		
<div>Low Back</div> 	<div>PX821C</div> <ul style="list-style-type: none"><li>· upholstered back</li><li>· arm</li><li>· swivel tilt</li><li>· black urethane cantilever arm</li><li>· double stitch outer back detail</li><li>· black polyurethane base</li><li>· overall height range is 34 - 39 ¼</li><li>· seat height range is 17 ¼ - 22 ½</li><li>· arm height range is 26 ⅞ - 31 ⅜</li></ul>	Dimensions		D	W	H	COM	\$1,434
		Overall		28 ½	28 ½	39 ¼	A	\$1,456
		Seat		16 ⅝	20 ¾	17 ¼	B	\$1,497
		Arm				31 ⅜	COL/C	\$1,571
		Upholstery		Shipping		D	\$1,663	
		COM Ydg		2	Ctn Wt	42	E	\$1,756
		COL Sq Ft		40	Cu Ft	16	F	\$1,900
							G	\$2,056
							H	\$2,221
							I	\$2,480
					J	\$2,791		
					L1	\$2,169		
					L2	\$2,376		

**To Order, Specify:**

- ① Model Number
- ② Fabric Selection - vendor, pattern and color  
Visit [www.jsifurniture.com/finishes-and-materials/textiles](http://www.jsifurniture.com/finishes-and-materials/textiles) for our textiles program.  
See selection of standard and graded in manufacturers and patterns.
- ③ Optional Aluminum Base - add \$116 list
- ④ Optional Premium Polished Trim Grey Dual Wheel  
Soft Urethane Caster add \$366 list
- ⑤ Optional Aluminum Cantilever Arm - Black Cap add \$127 list,  
Grey Cap add \$157 (cantilever arm models only)
- ⑥ Optional Metal Handle - Matte Black (MBK) add \$62 list,  
Nearly Chrome (NCH) add \$81 list
- ⑦ Optional Back Zipper Detail - add \$78 list (upholstered back models only)
- ⑧ Optional Conference Preset Height Cylinder - add \$31 list (swivel tilt chairs only)




**Specifications**


- One piece molded plywood shell.
- Seat has 2 ½" high density polyurethane foam.
- Back has ¾" high density polyurethane foam.
- Upholstered back models are standard with double stitch outer back detail.
- Swivel tilt models are standard with 20 degree tilt, lock, pneumatic lift, tension adjustment.
- Polyurethane base, glass reinforced nylon/5-prong/grip ring caster insertion.
- All models standard with 60 mm dual wheel non-hooded black nylon plastic casters.



## Proxy

C  
O  
K  
C  
0  
0  
2  
0  
5

Description	① Model	Specifications				List Price Per Grade
	<b>PX822</b> · upholstered back · armless · swivel tilt · double stitch outer back detail · black polyurethane base · overall height range is 39 3/8 - 44 5/8 · seat height range is 17 1/4 - 22 1/2	Dimensions	D	W	H	COM \$1,269
		Overall	28 1/2	28 1/2	44 5/8	A \$1,293
		Seat	16 5/8	20 3/4	17 1/4	B \$1,339
		Upholstery		Shipping		COL/C \$1,421
		COM Ydg	2 1/4	Ctn Wt	41	D \$1,526
		COL Sq Ft	45	Cu Ft	20	E \$1,631
						F \$1,793
						G \$1,967
						H \$2,154
						I \$2,443
	<b>PX822L</b> · upholstered back · arm · swivel tilt · black urethane loop arms · double stitch outer back detail · black polyurethane base · overall height range is 39 3/8 - 44 5/8 · seat height range is 17 1/4 - 22 1/2 · arm height range is 26 1/4 - 31 1/2	Dimensions	D	W	H	COM \$1,422
		Overall	28 1/2	28 1/2	44 5/8	A \$1,446
		Seat	16 5/8	20 3/4	17 1/4	B \$1,493
		Arm			31 1/2	COL/C \$1,574
		Upholstery		Shipping		D \$1,679
		COM Ydg	2 1/4	Ctn Wt	46	E \$1,784
		COL Sq Ft	45	Cu Ft	20	F \$1,946
						G \$2,120
						H \$2,307
						I \$2,598
	<b>PX822S</b> · upholstered back · arm · swivel tilt · adjustable black urethane, slim profile T arm · double stitch outer back detail · black polyurethane base · overall height range is 39 3/8 - 44 5/8 · seat height range is 17 1/4 - 22 1/2 · arm height range is 25 1/8 - 33 3/4	Dimensions	D	W	H	COM \$1,520
		Overall	28 1/2	28 1/2	44 5/8	A \$1,543
		Seat	16 5/8	20 3/4	17 1/4	B \$1,591
		Arm			33 3/4	COL/C \$1,671
		Upholstery		Shipping		D \$1,777
		COM Ydg	2 1/4	Ctn Wt	47	E \$1,881
		COL Sq Ft	45	Cu Ft	20	F \$2,044
						G \$2,219
						H \$2,405
						I \$2,694

Description	① Model	Specifications				List Price Per Grade	
<b>Mid Back</b>  	<b>PX822C</b> • upholstered back • arm • swivel tilt • black urethane cantilever arm • double stitch outer back detail • black polyurethane base • overall height range is 39 ¾ - 44 ¾ • seat height range is 17 ¼ - 22 ½ • arm height range is 26 ½ - 31 ¾	<b>Dimensions</b>	<b>D</b>	<b>W</b>	<b>H</b>	COM	\$1,468
		Overall	28 ½	28 ½	44 ¾	A	\$1,492
		Seat	16 ¾	20 ¾	17 ¼	B	\$1,538
		Arm			31 ¾	COL/C	\$1,620
		<b>Upholstery</b>	<b>Shipping</b>			D	\$1,725
		COM Ydg	2 ¼	Ctn Wt	46	E	\$1,830
		COL Sq Ft	45	Cu Ft	20	F	\$1,992
						G	\$2,167
						H	\$2,353
						I	\$2,643
						J	\$2,993
						L1	\$2,293
						L2	\$2,527

**To Order, Specify:**




- ① Model Number
- ② Fabric Selection - vendor, pattern and color  
Visit [www.jsifurniture.com/finishes-and-materials/textiles](http://www.jsifurniture.com/finishes-and-materials/textiles) for our textiles program.  
See selection of standard and graded in manufacturers and patterns.
- ③ Optional Aluminum Base - add \$116 list
- ④ Optional Premium Polished Trim Grey Dual Wheel  
Soft Urethane Caster add \$366 list
- ⑤ Optional Aluminum Cantilever Arm - Black Cap add \$127 list,  
Grey Cap add \$157 (cantilever arm models only)
- ⑥ Optional Metal Handle - Matte Black (MBK) add \$62 list,  
Nearly Chrome (NCH) add \$81 list
- ⑦ Optional Back Zipper Detail - add \$78 list (upholstered back models only)
- ⑧ Optional Conference Preset Height Cylinder - add \$31 list (swivel tilt chairs only)


**Specifications**

- One piece molded plywood shell.
- Seat has 2 ½" high density polyurethane foam.
- Back has ¾" high density polyurethane foam.
- Upholstered back models are standard with double stitch outer back detail.
- Swivel tilt models are standard with 20 degree tilt, lock, pneumatic lift, tension adjustment.
- Polyurethane base, glass reinforced nylon/5-prong/grip ring caster insertion.
- All models standard with 60 mm dual wheel non-hooded black nylon plastic casters.

Proxy

C  
O  
K  
C  
0  
0  
2  
0  
5

Description	① Model	Specifications				List Price Per Grade
<div>High Back</div> 	<b>PX823</b> <ul style="list-style-type: none"><li>· upholstered back</li><li>· armless</li><li>· swivel tilt</li><li>· double stitch outer back detail</li><li>· black polyurethane base</li><li>· overall height range is 45 7⁄8 - 51 1⁄8</li><li>· seat height range is 17 1⁄4 - 22 1⁄2</li></ul>	Dimensions	D	W	H	COM \$1,334
		Overall	28 1⁄2	28 1⁄2	51 1⁄8	A \$1,361
		Seat	16 5⁄8	20 3⁄4	17 1⁄4	B \$1,411
		Upholstery	Shipping			COL/C \$1,502
		COM Ydg	2 1⁄2	Ctn Wt	45	D \$1,619
		COL Sq Ft	50	Cu Ft	25	E \$1,735
						F \$1,916
						G \$2,110
						H \$2,317
						I \$2,640
<div>High Back</div> 	<b>PX823L</b> <ul style="list-style-type: none"><li>· upholstered back</li><li>· arm</li><li>· swivel tilt</li><li>· black urethane loop arm</li><li>· double stitch outer back detail</li><li>· black polyurethane base</li><li>· overall height range is 45 7⁄8 - 51 1⁄8</li><li>· seat height range is 17 1⁄4 - 22 1⁄2</li><li>· arm height range is 26 1⁄4 - 31 1⁄2</li></ul>	Dimensions	D	W	H	COM \$1,487
		Overall	28 1⁄2	28 1⁄2	51 1⁄8	A \$1,513
		Seat	16 5⁄8	20 3⁄4	17 1⁄4	B \$1,564
		Arm			31 1⁄2	COL/C \$1,656
		Upholstery	Shipping			D \$1,772
		COM Ydg	2 1⁄2	Ctn Wt	50	E \$1,890
		COL Sq Ft	50	Cu Ft	25	F \$2,069
						G \$2,264
						H \$2,470
						I \$2,793
<div>High Back</div> 	<b>PX823S</b> <ul style="list-style-type: none"><li>· upholstered back</li><li>· arm</li><li>· swivel tilt</li><li>· adjustable black urethane, slim profile T arm</li><li>· double stitch outer back detail</li><li>· black polyurethane base</li><li>· overall height range is 45 7⁄8 - 51 1⁄8</li><li>· seat height range is 17 1⁄4 - 22 1⁄2</li><li>· arm height range is 25 1⁄8 - 33 3⁄4</li></ul>	Dimensions	D	W	H	COM \$1,585
		Overall	28 1⁄2	28 1⁄2	51 1⁄8	A \$1,613
		Seat	16 5⁄8	20 3⁄4	17 1⁄4	B \$1,663
		Arm			33 3⁄4	COL/C \$1,754
		Upholstery	Shipping			D \$1,871
		COM Ydg	2 1⁄2	Ctn Wt	51	E \$1,988
		COL Sq Ft	50	Cu Ft	25	F \$2,168
						G \$2,363
						H \$2,568
						I \$2,891

Description	① Model	Specifications				List Price Per Grade	
<b>High Back</b>  	<b>PX823C</b> • upholstered back • arm • swivel tilt • black urethane cantilever arm • double stitch outer back detail • black polyurethane base • overall height range is 45 7/8" - 51 1/8" • seat height range is 17 1/4" - 22 1/2" • arm height range is 26 1/8" - 31 3/8"	<b>Dimensions</b>	<b>D</b>	<b>W</b>	<b>H</b>	<b>COM</b>	<b>\$1,533</b>
		Overall	28 1/2"	28 1/2"	51 1/8"	A	\$1,560
		Seat	16 5/8"	20 3/4"	17 1/4"	B	\$1,611
		Arm			31 3/8"	COL/C	\$1,701
		<b>Upholstery</b>		<b>Shipping</b>		D	\$1,818
		COM Ydg	2 1/2"	Ctn Wt	50	E	\$1,935
		COL Sq Ft	50	Cu Ft	25	F	\$2,115
						G	\$2,309
						H	\$2,516
						I	\$2,839
						J	\$3,226
						L1	\$2,451
						L2	\$2,711

**To Order, Specify:**




- ① Model Number
- ② Fabric Selection - vendor, pattern and color  
Visit [www.jsifurniture.com/finishes-and-materials/textiles](http://www.jsifurniture.com/finishes-and-materials/textiles) for our textiles program.  
See selection of standard and graded in manufacturers and patterns.
- ③ Optional Aluminum Base - add \$116 list
- ④ Optional Premium Polished Trim Grey Dual Wheel  
Soft Urethane Caster add \$366 list
- ⑤ Optional Aluminum Cantilever Arm - Black Cap add \$127 list,  
Grey Cap add \$157 (cantilever arm models only)
- ⑥ Optional Metal Handle - Matte Black (MBK) add \$62 list,  
Nearly Chrome (NCH) add \$81 list
- ⑦ Optional Back Zipper Detail - add \$78 list (upholstered back models only)
- ⑧ Optional Conference Preset Height Cylinder - add \$31 list (swivel tilt chairs only)

**Specifications**


- One piece molded plywood shell.
- Seat has 2 1/2" high density polyurethane foam.
- Back has 3/4" high density polyurethane foam.
- Upholstered back models are standard with double stitch outer back detail.
- Swivel tilt models are standard with 20 degree tilt, lock, pneumatic lift, tension adjustment.
- High back models standard with back pull - stitch detail.
- Polyurethane base, glass reinforced nylon/5-prong/grip ring caster insertion.
- All models standard with 60 mm dual wheel non-hooded black nylon plastic casters.

Proxy

C  
O  
K  
C  
0  
0  
2  
0  
5

Description	① Model	Specifications				List Price Per Grade
	<b>PX812</b> <ul style="list-style-type: none"><li>· upholstered back</li><li>· armless</li><li>· synchro tilt</li><li>· double stitch outer back detail</li><li>· black polyurethane base</li><li>· overall height range is 40 7⁄8 - 46 1⁄8</li><li>· seat height range is 18 3⁄4 - 24</li></ul>	Dimensions	D	W	H	COM \$1,539
		Overall	28 1⁄2	28 1⁄2	46 1⁄8	A \$1,563
		Seat	16 5⁄8	20 3⁄4	18 3⁄4	B \$1,611
		Upholstery	Shipping			COL/C \$1,692
		COM Ydg	2 1⁄4	Ctn Wt	46	D \$1,796
		COL Sq Ft	45	Cu Ft	20	E \$1,902
						F \$2,065
						G \$2,239
						H \$2,426
						I \$2,715
	<b>PX812L</b> <ul style="list-style-type: none"><li>· upholstered back</li><li>· arm</li><li>· synchro tilt</li><li>· black urethane loop arms</li><li>· double stitch outer back detail</li><li>· black polyurethane base</li><li>· overall height range is 40 7⁄8 - 46 1⁄8</li><li>· seat height range is 18 3⁄4 - 24</li><li>· arm height range is 27 3⁄4 - 33</li></ul>	Dimensions	D	W	H	COM \$1,693
		Overall	28 1⁄2	28 1⁄2	46 1⁄8	A \$1,717
		Seat	16 5⁄8	20 3⁄4	18 3⁄4	B \$1,765
		Arm			33	COL/C \$1,845
		Upholstery	Shipping			D \$1,949
		COM Ydg	2 1⁄4	Ctn Wt	51	E \$2,055
		COL Sq Ft	45	Cu Ft	20	F \$2,218
						G \$2,392
						H \$2,578
						I \$2,867
	<b>PX812S</b> <ul style="list-style-type: none"><li>· upholstered back</li><li>· arm</li><li>· synchro tilt</li><li>· adjustable black urethane, slim profile T arm</li><li>· double stitch outer back detail</li><li>· black polyurethane base</li><li>· overall height range is 40 7⁄8 - 46 1⁄8</li><li>· seat height range is 18 3⁄4 - 24</li><li>· arm height range is 26 5⁄8 - 35</li></ul>	Dimensions	D	W	H	COM \$1,791
		Overall	28 1⁄2	28 1⁄2	46 1⁄8	A \$1,815
		Seat	16 5⁄8	20 3⁄4	18 3⁄4	B \$1,861
		Arm			35	COL/C \$1,943
		Upholstery	Shipping			D \$2,047
		COM Ydg	2 1⁄4	Ctn Wt	52	E \$2,153
		COL Sq Ft	45	Cu Ft	20	F \$2,315
						G \$2,490
						H \$2,676
						I \$2,966

PROXY

Description	① Model	Specifications				List Price Per Grade	
<b>Mid Back</b>  	<b>PX812C</b> • upholstered back • arm • synchro tilt • black urethane cantilever arm • double stitch outer back detail • black polyurethane base • overall height range is 40 7/8" - 46 1/8" • seat height range is 18 3/4" - 24" • arm height range is 27 5/8" - 32 7/8"	<b>Dimensions</b>	<b>D</b>	<b>W</b>	<b>H</b>	COM	\$1,740
		Overall	28 1/2"	28 1/2"	46 1/8"	A	\$1,762
		Seat	16 5/8"	20 3/4"	18 3/4"	B	\$1,810
		Arm			32 7/8"	COL/C	\$1,892
		<b>Upholstery</b>		<b>Shipping</b>		D	\$1,996
		COM Ydg	2 1/4"	Ctn Wt	51	E	\$2,101
		COL Sq Ft	45	Cu Ft	20	F	\$2,264
						G	\$2,438
						H	\$2,624
						I	\$2,914
						J	\$3,264
						L1	\$2,565
						L2	\$2,799

**To Order, Specify:**




- ① Model Number
- ② Fabric Selection - vendor, pattern and color  
Visit [www.jsifurniture.com/finishes-and-materials/textiles](http://www.jsifurniture.com/finishes-and-materials/textiles) for our textiles program.  
See selection of standard and graded in manufacturers and patterns.
- ③ Optional Aluminum Base - add \$116 list
- ④ Optional Premium Polished Trim Grey Dual Wheel  
Soft Urethane Caster add \$366 list
- ⑤ Optional Aluminum Cantilever Arm - Black Cap add \$127 list,  
Grey Cap add \$157 (cantilever arm models only)
- ⑥ Optional Metal Handle - Matte Black (MBK) add \$62 list,  
Nearly Chrome (NCH) add \$81 list
- ⑦ Optional Back Zipper Detail - add \$78 list (upholstered back models only)
- ⑧ Optional Conference Preset Height Cylinder - add \$31 list (swivel tilt chairs only)


**Specifications**

- One piece molded plywood shell.
- Seat has 2 1/2" high density polyurethane foam.
- Back has 3/4" high density polyurethane foam.
- Upholstered back models are standard with double stitch outer back detail.
- Swivel tilt models are standard with 20 degree tilt, lock, pneumatic lift, tension adjustment.
- High back models standard with back pull - stitch detail.
- Polyurethane base, glass reinforced nylon/5-prong/grip ring caster insertion.
- All models standard with 60 mm dual wheel non-hooded black nylon plastic casters.

Proxy

C  
O  
K  
C  
0  
0  
2  
0  
5

Description	① Model	Specifications	List Price Per Grade
	<b>PX813</b> · upholstered back · armless · synchro tilt · double stitch outer back detail · black polyurethane base · overall height range is 47 ¾ - 52 ¾ · seat height range is 18 ¾ - 24	<b>Dimensions</b>	COM \$1,564
		Overall 28 ½ 28 ½ 52 ¾	A \$1,592
		Seat 16 ⅝ 20 ¾ 18 ¾	B \$1,643
		<b>Upholstery</b>	COL/C \$1,733
		<b>Shipping</b>	D \$1,850
		COM Ydg 2 ½ Ctn Wt 50	E \$1,966
		COL Sq Ft 50 Cu Ft 25	F \$2,147
			G \$2,342
			H \$2,548
			I \$2,870
	<b>PX813L</b> · upholstered back · arm · synchro tilt · black urethane loop arms · double stitch outer back detail · black polyurethane base · overall height range is 47 ¾ - 52 ¾ · seat height range is 18 ¾ - 24 · arm height range is 27 ¾ - 33	<b>Dimensions</b>	COM \$1,718
		Overall 28 ½ 28 ½ 52 ¾	A \$1,745
		Seat 16 ⅝ 20 ¾ 18 ¾	B \$1,795
		Arm 33	COL/C \$1,885
		<b>Upholstery</b>	D \$2,003
		<b>Shipping</b>	E \$2,119
		COM Ydg 2 ½ Ctn Wt 55	F \$2,301
		COL Sq Ft 50 Cu Ft 25	G \$2,494
			H \$2,700
			I \$3,024
	<b>PX813S</b> · upholstered back · arm · synchro tilt · adjustable black urethane, slim profile T arm · double stitch outer back detail · black polyurethane base · overall height range is 47 ¾ - 52 ¾ · seat height range is 18 ¾ - 24 · arm height range is 26 ¾ - 35	<b>Dimensions</b>	COM \$1,816
		Overall 28 ½ 28 ½ 52 ¾	A \$1,842
		Seat 16 ⅝ 20 ¾ 18 ¾	B \$1,894
		Arm 35	COL/C \$1,984
		<b>Upholstery</b>	D \$2,101
		<b>Shipping</b>	E \$2,218
		COM Ydg 2 ½ Ctn Wt 56	F \$2,398
		COL Sq Ft 50 Cu Ft 25	G \$2,592
			H \$2,799
			I \$3,122

Description	① Model	Specifications				List Price Per Grade		
<div>High Back</div> <div></div>	<div>PX813C</div> <div><ul style="list-style-type: none"><li>• upholstered back</li><li>• arm</li><li>• synchro tilt</li><li>• black urethane cantilever arm</li><li>• double stitch outer back detail</li><li>• black polyurethane base</li><li>• overall height range is 47 ¾ - 52 ½</li><li>• seat height range is 18 ¾ - 24</li><li>• arm height range is 27 ½ - 32 ½</li></ul></div>	Dimensions		D	W	H	COM	\$1,762
		Overall		28 ½	28 ½	52 ⅝	A	\$1,790
		Seat		16 ⅝	20 ¾	18 ¾	B	\$1,840
		Arm				32 ⅞	COL/C	\$1,932
		Upholstery		Shipping			D	\$2,047
		COM Ydg		2 ½	Ctn Wt	55	E	\$2,164
		COL Sq Ft		50	Cu Ft	25	F	\$2,345
							G	\$2,539
							H	\$2,746
							I	\$3,069
					J	\$3,457		
					L1	\$2,681		
					L2	\$2,940		

**To Order, Specify:**

- ① Model Number
- ② Fabric Selection - vendor, pattern and color  
Visit [www.jsifurniture.com/finishes-and-materials/textiles](http://www.jsifurniture.com/finishes-and-materials/textiles) for our textiles program.  
See selection of standard and graded in manufacturers and patterns.
- ③ Optional Aluminum Base - add \$116 list
- ④ Optional Premium Polished Trim Grey Dual Wheel  
Soft Urethane Caster add \$366 list
- ⑤ Optional Aluminum Cantilever Arm - Black Cap add \$127 list,  
Grey Cap add \$157 (cantilever arm models only)
- ⑥ Optional Seat Depth Slide - add \$44 list (synchro tilt models only)
- ⑦ Optional Metal Handle - Matte Black (MBK) add \$62 list,  
Nearly Chrome (NCH) add \$81 list
- ⑧ Optional Back Zipper Detail - add \$78 list (upholstered back models only)




**Specifications**


- Two piece molded plywood seat and back.
- Seat has 2 ½" high density polyurethane foam.
- Back has ¾" high density polyurethane foam.
- Upholstered back models are standard with double stitch outer back detail.
- Synchro models are standard with synchronized independent seat and back recline, lock pneumatic lift, tension adjustment, 6 position, 2 ½" back height adjustment.
- High back models standard with back pull - stitch detail.
- Polyurethane base, glass reinforced nylon/5-prong/grip ring caster insertion.
- All models standard with 60 mm dual wheel non-hooded black nylon plastic casters.



Proxy

C  
O  
K  
C  
0  
0  
2  
0  
5

Description	① Model	Specifications				List Price Per Grade
	<b>PX824</b> <ul style="list-style-type: none"><li>· upholstered back</li><li>· armless</li><li>· swivel limited tilt</li><li>· double stitch outer back detail</li><li>· black polyurethane base</li><li>· overall height range is 36 ¾ - 44 ¼</li><li>· seat height range is 20 - 27 ½</li></ul>	Dimensions	D	W	H	COM \$1,555
		Overall	29 ½	29 ½	44 ¼	A \$1,576
		Seat	16 ⅝	20 ¾	20	B \$1,618
		Upholstery		Shipping		COL/C \$1,691
		COM Ydg	2	Ctn Wt	46	D \$1,784
		COL Sq Ft	40	Cu Ft	21	E \$1,877
						F \$2,021
						G \$2,177
						H \$2,342
						I \$2,601
						J \$2,910
						L1 \$2,289
						L2 \$2,497
	<b>PX824L</b> <ul style="list-style-type: none"><li>· upholstered back</li><li>· arm</li><li>· swivel limited tilt</li><li>· black urethane loop arms</li><li>· double stitch outer back detail</li><li>· black polyurethane base</li><li>· overall height range is 36 ¾ - 44 ¼</li><li>· seat height range is 20 - 27 ½</li><li>· arm height range is 29 - 34 ¼</li></ul>	Dimensions	D	W	H	COM \$1,729
		Overall	29 ½	29 ½	44 ¼	A \$1,749
		Seat	16 ⅝	20 ¾	20	B \$1,791
		Arm			34 ¼	COL/C \$1,864
		Upholstery		Shipping		D \$1,957
		COM Ydg	2	Ctn Wt	51	E \$2,050
		COL Sq Ft	40	Cu Ft	21	F \$2,194
						G \$2,350
						H \$2,515
						I \$2,774
						J \$3,084
						L1 \$2,463
						L2 \$2,671
	<b>PX824S</b> <ul style="list-style-type: none"><li>· upholstered back</li><li>· arm</li><li>· swivel limited tilt</li><li>· adjustable black urethane, slim profile T arm</li><li>· double stitch outer back detail</li><li>· black polyurethane base</li><li>· overall height range is 36 ¾ - 44 ¼</li><li>· seat height range is 20 - 27 ½</li><li>· arm height range is 27 ⅞ - 36 ½</li></ul>	Dimensions	D	W	H	COM \$1,827
		Overall	29 ½	29 ½	44 ¼	A \$1,848
		Seat	16 ⅝	20 ¾	20	B \$1,890
		Arm			36	COL/C \$1,961
		Upholstery		Shipping		D \$2,055
		COM Ydg	2	Ctn Wt	52	E \$2,148
		COL Sq Ft	40	Cu Ft	21	F \$2,291
						G \$2,448
						H \$2,612
						I \$2,872
						J \$3,182
						L1 \$2,561
						L2 \$2,768

Description	① Model	Specifications				List Price Per Grade	
<b>Low Back Sit-to-Stand</b>  	<b>PX824C</b> <ul style="list-style-type: none"> <li>upholstered back</li> <li>arm</li> <li>swivel limited tilt</li> <li>black urethane cantilever arm</li> <li>double stitch outer back detail</li> <li>black polyurethane base</li> <li>overall height range is 36 ¾ - 44 ¼</li> <li>seat height range is 20 - 27 ½</li> <li>arm height range is 28 ⅞ - 34 ⅞</li> </ul>	<b>Dimensions</b>	<b>D</b>	<b>W</b>	<b>H</b>	<b>COM</b>	<b>\$1,774</b>
		Overall	29 ½	29 ½	44 ¼	<b>A</b>	<b>\$1,795</b>
		Seat	16 ⅝	20 ¾	20	<b>B</b>	<b>\$1,836</b>
		Arm			34 ⅞	<b>COL/C</b>	<b>\$1,910</b>
		<b>Upholstery</b>	<b>Shipping</b>			<b>D</b>	<b>\$2,003</b>
		COM Ydg	2	Ctn Wt	51	<b>E</b>	<b>\$2,096</b>
		COL Sq Ft	40	Cu Ft	21	<b>F</b>	<b>\$2,240</b>
						<b>G</b>	<b>\$2,395</b>
						<b>H</b>	<b>\$2,561</b>
						<b>I</b>	<b>\$2,820</b>
						<b>J</b>	<b>\$3,129</b>
						<b>L1</b>	<b>\$2,508</b>
						<b>L2</b>	<b>\$2,716</b>

#### To Order, Specify:




- ① Model Number
- ② Fabric Selection - vendor, pattern and color  
Visit [www.jsifurniture.com/finishes-and-materials/textiles](http://www.jsifurniture.com/finishes-and-materials/textiles) for our textiles program.  
See selection of standard and graded in manufacturers and patterns.
- ③ Optional Aluminum Base - add \$116 list
- ④ Optional Premium Polished Trim Grey Dual Wheel  
Soft Urethane Caster add \$366 list
- ⑤ Optional Aluminum Cantilever Arm - Black Cap add \$127 list,  
Grey Cap add \$157 (cantilever arm models only)
- ⑥ Optional Metal Handle - Matte Black (MBK) add \$62 list,  
Nearly Chrome (NCH) add \$81 list
- ⑦ Optional Back Zipper Detail - add \$78 list (upholstered back models only)


#### Specifications

- One piece molded plywood shell.
- Seat has 2 ½" high density polyurethane foam.
- Back has ¾" high density polyurethane foam.
- Upholstered back models are standard with double stitch outer back detail.
- Sit-to-Stand models are standard with 10 degree tilt, lock, pneumatic lift, tension adjustment.
- Foot ring 9" from floor, reposition with adjustment knob.
- Polyurethane base, glass reinforced nylon/5-prong/grip ring caster insertion.
- All models standard with 60 mm dual wheel non-hooded black nylon plastic casters.

Proxy

C  
O  
K  
C  
0  
0  
2  
0  
5

Description	① Model	Specifications				List Price Per Grade
	<b>PX825</b> · upholstered back · armless · swivel limited tilt · double stitch outer back detail · black polyurethane base · overall height range is 42 ½ - 49 ⅝ · seat height range is 20 - 27 ½	<b>Dimensions</b>	<b>D</b>	<b>W</b>	<b>H</b>	<b>COM \$1,608</b>
		Overall	29 ½	29 ½	49 ⅝	<b>A \$1,632</b>
		Seat	16 ⅝	20 ¾	20	<b>B \$1,679</b>
		<b>Upholstery</b>	<b>Shipping</b>			<b>COL/C \$1,760</b>
		COM Ydg	2 ¼	Ctn Wt	50	<b>D \$1,865</b>
		COL Sq Ft	45	Cu Ft	25	<b>E \$1,970</b>
						<b>F \$2,132</b>
						<b>G \$2,307</b>
						<b>H \$2,493</b>
						<b>I \$2,783</b>
	<b>PX825L</b> · upholstered back · arm · swivel limited tilt · black urethane loop arms · double stitch outer back detail · black polyurethane base · overall height range is 42 ½ - 49 ⅝ · seat height range is 20 - 27 ½ · arm height range is 29 - 34 ¼	<b>Dimensions</b>	<b>D</b>	<b>W</b>	<b>H</b>	<b>COM \$1,762</b>
		Overall	29 ½	29 ½	49 ⅝	<b>A \$1,786</b>
		Seat	16 ⅝	20 ¾	20	<b>B \$1,833</b>
		Arm			34 ¼	<b>COL/C \$1,915</b>
		<b>Upholstery</b>	<b>Shipping</b>			<b>D \$2,020</b>
		COM Ydg	2 ¼	Ctn Wt	55	<b>E \$2,125</b>
		COL Sq Ft	45	Cu Ft	25	<b>F \$2,287</b>
						<b>G \$2,462</b>
						<b>H \$2,648</b>
						<b>I \$2,938</b>
	<b>PX825S</b> · upholstered back · arm · swivel limited tilt · adjustable black urethane, slim profile T arm · double stitch outer back detail · black polyurethane base · overall height range is 42 ½ - 49 ⅝ · seat height range is 20 - 27 ½ · arm height range is 27 ⅞ - 36 ½	<b>Dimensions</b>	<b>D</b>	<b>W</b>	<b>H</b>	<b>COM \$1,859</b>
		Overall	29 ½	29 ½	49 ⅝	<b>A \$1,882</b>
		Seat	16 ⅝	20 ¾	20	<b>B \$1,930</b>
		Arm			36	<b>COL/C \$2,011</b>
		<b>Upholstery</b>	<b>Shipping</b>			<b>D \$2,116</b>
		COM Ydg	2 ¼	Ctn Wt	56	<b>E \$2,221</b>
		COL Sq Ft	45	Cu Ft	25	<b>F \$2,384</b>
						<b>G \$2,559</b>
						<b>H \$2,743</b>
						<b>I \$3,034</b>

Description	① Model	Specifications				List Price Per Grade	
	<b>PX825C</b> • upholstered back • arm • swivel limited tilt • black urethane cantilever arm • double stitch outer back detail • black polyurethane base • overall height range is 42 1/8" - 49 5/8" • seat height range is 20" - 27 1/2" • arm height range is 28 7/8" - 34 1/8"	Dimensions	D	W	H	COM	\$1,809
		Overall	29 1/2"	29 1/2"	49 5/8"	A	\$1,832
		Seat	16 5/8"	20 3/4"	20"	B	\$1,879
		Arm			34 1/8"	COL/C	\$1,960
		Upholstery		Shipping		D	\$2,066
		COM Ydg	2 1/4"	Ctn Wt	55	E	\$2,170
		COL Sq Ft	45	Cu Ft	25	F	\$2,332
						G	\$2,507
						H	\$2,693
						I	\$2,984
						J	\$3,334
						L1	\$2,635
						L2	\$2,867

**To Order, Specify:**




- ① Model Number
- ② Fabric Selection - vendor, pattern and color  
Visit [www.jsifurniture.com/finishes-and-materials/textiles](http://www.jsifurniture.com/finishes-and-materials/textiles) for our textiles program.  
See selection of standard and graded in manufacturers and patterns.
- ③ Optional Aluminum Base - add \$116 list
- ④ Optional Premium Polished Trim Grey Dual Wheel  
Soft Urethane Caster add \$366 list
- ⑤ Optional Aluminum Cantilever Arm - Black Cap add \$127 list,  
Grey Cap add \$157 (cantilever arm models only)
- ⑥ Optional Metal Handle - Matte Black (MBK) add \$62 list,  
Nearly Chrome (NCH) add \$81 list
- ⑦ Optional Back Zipper Detail - add \$78 list (upholstered back models only)

**Specifications**


- One piece molded plywood shell.
- Seat has 2 1/2" high density polyurethane foam.
- Back has 3/4" high density polyurethane foam.
- Upholstered back models are standard with double stitch outer back detail.
- Sit-to-Stand models are standard with 10 degree tilt, lock, pneumatic lift, tension adjustment.
- Foot ring 9" from floor, reposition with adjustment knob.
- Polyurethane base, glass reinforced nylon/5-prong/grip ring caster insertion.
- All models standard with 60 mm dual wheel non-hooded black nylon plastic casters.

Proxy

C  
O  
K  
C  
0  
0  
2  
0  
5

Description	① Model	Specifications				List Price Per Grade
<div>Low Back Stool</div> 	<b>PX827</b> <ul style="list-style-type: none"><li>· upholstered back</li><li>· armless</li><li>· swivel limited tilt</li><li>· double stitch outer back detail</li><li>· black polyurethane base</li><li>· overall height range is 38 ¾ - 46 ¼</li><li>· seat height range is 22 - 29 ½</li></ul>	Dimensions	D	W	H	COM \$1,489
		Overall	28 ½	28 ½	46 ¼	A \$1,510
		Seat	16 ⅝	20 ¾	22	B \$1,551
		Upholstery	Shipping			COL/C \$1,624
		COM Ydg	2	Ctn Wt	45	D \$1,718
		COL Sq Ft	40	Cu Ft	21	E \$1,811
						F \$1,955
						G \$2,110
						H \$2,276
						I \$2,535
						J \$2,845
						L1 \$2,224
						L2 \$2,431
<div>Low Back Stool</div> 	<b>PX827L</b> <ul style="list-style-type: none"><li>· upholstered back</li><li>· arm</li><li>· swivel limited tilt</li><li>· black urethane loop arms</li><li>· double stitch outer back detail</li><li>· black polyurethane base</li><li>· overall height range is 38 ¾ - 46 ¼</li><li>· seat height range is 22 - 29 ½</li><li>· arm height range is 31 - 36 ¼</li></ul>	Dimensions	D	W	H	COM \$1,665
		Overall	28 ½	28 ½	46 ¼	A \$1,686
		Seat	16 ⅝	20 ¾	22	B \$1,728
		Arm			36 ¼	COL/C \$1,799
		Upholstery	Shipping			D \$1,894
		COM Ydg	2	Ctn Wt	50	E \$1,986
		COL Sq Ft	40	Cu Ft	21	F \$2,130
						G \$2,286
						H \$2,451
						I \$2,711
						J \$3,020
						L1 \$2,399
						L2 \$2,606
<div>Low Back Stool</div> 	<b>PX827S</b> <ul style="list-style-type: none"><li>· upholstered back</li><li>· arm</li><li>· swivel limited tilt</li><li>· adjustable black urethane, slim profile T arm</li><li>· double stitch outer back detail</li><li>· black polyurethane base</li><li>· overall height range is 38 ¾ - 46 ¼</li><li>· seat height range is 22 - 29 ½</li><li>· arm height range is 29 ⅞ - 38 ½</li></ul>	Dimensions	D	W	H	COM \$1,760
		Overall	28 ½	28 ½	46 ¼	A \$1,782
		Seat	16 ⅝	20 ¾	22	B \$1,822
		Arm			38	COL/C \$1,896
		Upholstery	Shipping			D \$1,989
		COM Ydg	2	Ctn Wt	51	E \$2,082
		COL Sq Ft	40	Cu Ft	21	F \$2,226
						G \$2,382
						H \$2,547
						I \$2,805
						J \$3,115
						L1 \$2,494
						L2 \$2,702

PROXY

Description	① Model	Specifications				List Price Per Grade	
<div>Low Back Stool</div> <div></div>	<div>PX827C</div> <div><div><div>· upholstered back</div><div>· arm</div><div>· swivel limited tilt</div><div>· black urethane cantilever arm</div><div>· double stitch outer back detail</div><div>· black polyurethane base</div><div>· overall height range is 38 ¾ - 46 ¼</div><div>· seat height range is 22 - 29 ½</div><div>· arm height range is 30 ⅞ - 36 ⅞</div></div></div>	Dimensions	D	W	H	COM	\$1,708
		Overall	28 ½	28 ½	46 ¼	A	\$1,730
		Seat	16 ⅝	20 ¾	22	B	\$1,771
		Arm			36 ⅞	COL/C	\$1,843
		Upholstery		Shipping		D	\$1,937
		COM Ydg	2	Ctn Wt	50	E	\$2,030
		COL Sq Ft	40	Cu Ft	21	F	\$2,175
						G	\$2,329
						H	\$2,494
						I	\$2,754
				J	\$3,063		
				L1	\$2,442		
				L2	\$2,650		

**To Order, Specify:**




- ① Model Number
- ② Fabric Selection - vendor, pattern and color  
Visit [www.jsifurniture.com/finishes-and-materials/textiles](http://www.jsifurniture.com/finishes-and-materials/textiles) for our textiles program.  
See selection of standard and graded in manufacturers and patterns.
- ③ Optional Aluminum Base - add \$116 list
- ④ Optional Premium Polished Trim Grey Dual Wheel  
Soft Urethane Caster add \$366 list
- ⑤ Optional Aluminum Cantilever Arm - Black Cap add \$127 list,  
Grey Cap add \$157 (cantilever arm models only)
- ⑥ Optional Metal Handle - Matte Black (MBK) add \$62 list,  
Nearly Chrome (NCH) add \$81 list
- ⑦ Optional Back Zipper Detail - add \$78 list (upholstered back models only)


**Specifications**

- One piece molded plywood shell.
- Seat has 2 ½" high density polyurethane foam.
- Back has ¾" high density polyurethane foam.
- Upholstered back models are standard with double stitch outer back detail.
- Sit-to-Stand models are standard with 10 degree tilt, lock, pneumatic lift, tension adjustment.
- Foot ring 9" from floor, reposition with adjustment knob.
- Polyurethane base, glass reinforced nylon/5-prong/grip ring caster insertion.
- All models standard with 60 mm dual wheel non-hooded black nylon plastic casters.

## Proxy

C  
O  
K  
C  
0  
0  
2  
0  
5

Description	① Model	Specifications				List Price Per Grade
	<b>PX828</b> · upholstered back · armless · swivel limited tilt · double stitch outer back detail · black polyurethane base · overall height range is 44 ½ - 51 ½ · seat height range is 22 - 29 ½	<b>Dimensions</b>	<b>D</b>	<b>W</b>	<b>H</b>	<b>COM \$1,543</b>
		Overall	28 ½	28 ½	51 ½	<b>A \$1,568</b>
		Seat	16 ⅝	20 ¾	22	<b>B \$1,614</b>
		<b>Upholstery</b>		<b>Shipping</b>		<b>COL/C \$1,696</b>
		COM Ydg	2 ¼	Ctn Wt	49	<b>D \$1,799</b>
		COL Sq Ft	45	Cu Ft	25	<b>E \$1,905</b>
						<b>F \$2,068</b>
						<b>G \$2,242</b>
						<b>H \$2,429</b>
						<b>I \$2,718</b>
						<b>J \$3,069</b>
						<b>L1 \$2,369</b>
						<b>L2 \$2,603</b>
	<b>PX828L</b> · upholstered back · arm · swivel limited tilt · black urethane loop arms · double stitch outer back detail · black polyurethane base · overall height range is 44 ½ - 51 ½ · seat height range is 22 - 29 ½ · arm height range is 31 - 36 ¼	<b>Dimensions</b>	<b>D</b>	<b>W</b>	<b>H</b>	<b>COM \$1,699</b>
		Overall	28 ½	28 ½	51 ½	<b>A \$1,722</b>
		Seat	16 ⅝	20 ¾	22	<b>B \$1,770</b>
		Arm			36 ¼	<b>COL/C \$1,852</b>
		<b>Upholstery</b>		<b>Shipping</b>		<b>D \$1,956</b>
		COM Ydg	2 ¼	Ctn Wt	54	<b>E \$2,061</b>
		COL Sq Ft	45	Cu Ft	25	<b>F \$2,224</b>
						<b>G \$2,398</b>
						<b>H \$2,585</b>
						<b>I \$2,875</b>
						<b>J \$3,224</b>
						<b>L1 \$2,525</b>
						<b>L2 \$2,759</b>
	<b>PX828S</b> · upholstered back · arm · swivel limited tilt · adjustable black urethane, slim profile T arm · double stitch outer back detail · black polyurethane base · overall height range is 44 ½ - 51 ½ · seat height range is 22 - 29 ½	<b>Dimensions</b>	<b>D</b>	<b>W</b>	<b>H</b>	<b>COM \$1,794</b>
		Overall	28 ½	28 ½	51 ½	<b>A \$1,818</b>
		Seat	16 ⅝	20 ¾	22	<b>B \$1,865</b>
		Arm			38	<b>COL/C \$1,946</b>
		<b>Upholstery</b>		<b>Shipping</b>		<b>D \$2,052</b>
		COM Ydg	2 ¼	Ctn Wt	55	<b>E \$2,156</b>
		COL Sq Ft	45	Cu Ft	25	<b>F \$2,319</b>
						<b>G \$2,493</b>
						<b>H \$2,679</b>
						<b>I \$2,970</b>
						<b>J \$3,319</b>
						<b>L1 \$2,621</b>
						<b>L2 \$2,854</b>

Description	① Model	Specifications				List Price Per Grade	
	<b>PX828C</b> <ul style="list-style-type: none"> <li>upholstered back</li> <li>arm</li> <li>swivel limited tilt</li> <li>black urethane cantilever arm</li> <li>double stitch outer back detail</li> <li>black polyurethane base</li> <li>overall height range is 44 ⅞ - 51 ⅝</li> <li>seat height range is 22 - 29 ½</li> <li>arm height range is 30 ⅞ - 36 ⅞</li> </ul>	Dimensions	D	W	H	COM	\$1,743
		Overall	28 ½	28 ½	51 ⅝	A	\$1,767
		Seat	16 ⅝	20 ¾	22	B	\$1,813
		Arm			36 ⅞	COL/C	\$1,895
		Upholstery		Shipping		D	\$2,000
		COM Ydg	2 ¼	Ctn Wt	54	E	\$2,105
		COL Sq Ft	45	Cu Ft	25	F	\$2,267
						G	\$2,441
						H	\$2,628
						I	\$2,918
						J	\$3,268
						L1	\$2,568
						L2	\$2,802

#### To Order, Specify:

- ① Model Number
- ② Fabric Selection - vendor, pattern and color  
Visit [www.jsifurniture.com/finishes-and-materials/textiles](http://www.jsifurniture.com/finishes-and-materials/textiles) for our textiles program.  
See selection of standard and graded in manufacturers and patterns.
- ③ Optional Aluminum Base - add \$116 list
- ④ Optional Premium Polished Trim Grey Dual Wheel  
Soft Urethane Caster add \$366 list
- ⑤ Optional Aluminum Cantilever Arm - Black Cap add \$127 list,  
Grey Cap add \$157 (cantilever arm models only)
- ⑥ Optional Metal Handle - Matte Black (MBK) add \$62 list,  
Nearly Chrome (NCH) add \$81 list
- ⑦ Optional Back Zipper Detail - add \$78 list (upholstered back models only)

#### Specifications

- One piece molded plywood shell.
- Seat has 2 ½" high density polyurethane foam.
- Back has ¾" high density polyurethane foam.
- Upholstered back models are standard with double stitch outer back detail.
- Sit-to-Stand models are standard with 10 degree tilt, lock, pneumatic lift, tension adjustment.
- Foot ring 9" from floor, reposition with adjustment knob.
- Polyurethane base, glass reinforced nylon/5-prong/grip ring caster insertion.
- All models standard with 60 mm dual wheel non-hooded black nylon plastic casters.