

PLANT SCHEDULE

SYMBOL	CODE	QTY	COMMON NAME	BOTANICAL NAME	CONTAINER	CAL.	TOTAL POINT VALUE	UNIT POINT VALUE
OVERSTORY TREES								
	CHO	2	CHINKAPIN OAK	QUERCUS MUEHLENBERGII	B & B	2.5" CAL.	12	24
	RPM	2	REDPOINTED MAPLE	ACER RUBRUM FRANK JR.	B & B	2.5" CAL.	12	24
DECIDUOUS SHRUBS								
	ANH	10	ANNABELLE HYDRANGEA	HYDRANGEA ARBORESCENS 'ANNABELLE'	#5 CONT.	4" O.C.	3	30
	TJB	9	THORNLESS JAPANESE BARBERRY	BERBERIS THUNBERGII 'THORNLESS'	#5 CONT.	4" O.C.	3	27
	VIB	8	SPRING RED COMPACT VIBURNUM	VIBURNUM TRLLOBUM 'SPRING RED COMPACT'	#5 CONT.	4" O.C.	3	24
EVERGREEN SHRUBS								
	ABE	3	GLOSSY ABELIA	ABELIA X GRANDIFLORA	#5 CONT.	4" O.C.	3	9
	BPJ	31	BLUE POINT JUNIPER	JUNIPERUS CHINENSIS 'BLUE POINT'	#5 CONT.	4" O.C.	3	93
	SGJ	8	SEA GREEN JUNIPER	JUNIPERUS CHINENSIS 'SEA GREEN'	#5 CONT.	5" O.C.	3	24
ORNAMENTAL GRASSES								
	BBG	66	BLONDE AMBITION BLUE GRAMA	BOUTELOUA GRACILIS 'BLONDE AMBITION'	#1 CONT.	18" O.C.	0.5	33
	PLG	43	PURPLE LOVEGRASS	ERAGROSTIS SPECTABILIS	#1 CONT.	18" O.C.	0.5	21
PERENNIALS								
	BMW	125	BUTTERFLY MILKWEED	ASCLEPIAS TUBEROSA	#1 CONT.	18" O.C.	0.5	62
	NGL	221	NEW GOLD LANTANA	LANTANA X 'NEW GOLD'	#1 CONT.	14" O.C.	0.5	89
					SOD	112 S.Y.	25	28
							GRAND TOTAL	478

NOTE:
QUANTITIES ON PLAN SUPERSEDE LIST QUANTITIES IN THE EVENT OF A DISCREPANCY.

ABBREVIATIONS:
B&B = BALLED AND BURLAPPED CAL. = CALIPER HT. = HEIGHT MIN. = MINIMUM O.C. = ON CENTER
SP. = SPECIES QTY. = QUANTITY

LANDSCAPE LEGEND

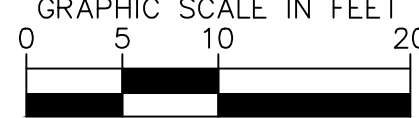
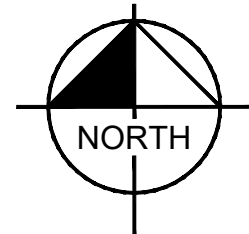
- EDGER (TYP.)
- APPROXIMATE LIMITS OF SODDING / SOD ALL DISTURBED AREAS (TYP.)

LANDSCAPE KEYNOTES

- EDGER (TYP.)
- ROCK MULCH (TYP.)
- SOD (TYP.)

LANDSCAPE SUMMARY

- LANDSCAPE REQUIREMENTS
- 59-11250.C.3 SITE POINTS**
 - REQUIRED: 126 POINTS / ONE POINT PER S.F. OF DEVELOPED AREA BY 200
 - PROVIDED: 406 POINTS
 - 59-11250.C.3 PARKING POINTS**
 - REQUIRED: 26 POINTS / 13 PARKING SPACES
 - PROVIDED: 28 POINTS / 14 PROPOSED PARKING SPACES
 - 59-11250.C.5**
 - REQUIRED: 102 POINTS / MINIMUM 25% POINTS FOR EVERGREENS
 - PROVIDED: 102 POINTS
 - 59-11250.C.6**
 - REQUIRED: 102 POINTS / MAXIMUM 25% POINTS FOR TURF GRASS (EXCLUDING R.O.W.)
 - PROVIDED: 28 POINTS
 - 59-11250.C.7**
 - REQUIRED: 61 POINTS / MAXIMUM 15% POINTS FOR PERENNIALS
 - PROVIDED: 61 POINTS
- DEVELOPED AREA: 25,228 S.F. / 0.579 AC
PROPOSED PARKING SPACES: 14 PARKING SPACES



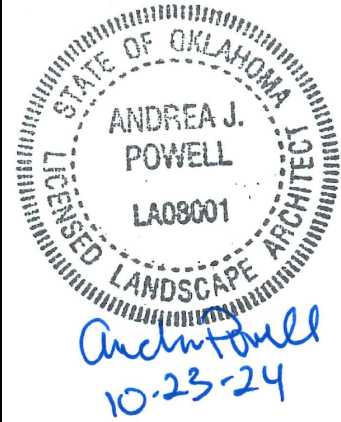
ISSUED FOR PERMIT - NOT FOR CONSTRUCTION

STARBUCKS-N CLASSEN
BLVD & NW 12TH ST

PREPARED FOR
STARBUCKS

LANDSCAPE PLAN

KHA PROJECT	DATE	SCALE	AS SHOWN	DESIGNED BY	ATK	DRAWN BY	ATK	CHECKED BY	AJP
161249000	11/05/2024								



Kimley»Horn
2024 KIMLEY-HORN AND ASSOCIATES, INC.
4727 GALLARDIA PARKWAY, SUITE 250, OKLAHOMA CITY, OK 73142
PHONE: 405-241-5423 FAX: 405-241-5424
WWW.KIMLEY-HORN.COM

NO.	REVISIONS	DATE	BY