


CITY OF OKLAHOMA CITY
CLAIMS AND PAYROLL FOR COUNCIL MEETING 08/16/22
EMERGENCY OCITY DOCKET 05A

<u>Voucher #</u>	<u>Fund</u>	<u>Oper Unit</u>	<u>Vendor Name</u>	<u>Pay Amount</u>
OKCOP-509027	001	0001	Jennifer Ketakeah	1,113.27

001- GENERAL FUND	1,113.27
-------------------	----------

0001 –GENERAL OPERATIONS-UASN	1,113.27
-------------------------------	----------

TOTAL DOCKET	1,113.27
--------------	----------



For Accounts Payable Supervisor

07/26/2022
Date

CITY OF OKLAHOMA CITY
CLAIMS AND PAYROLL FOR COUNCIL MEETING 08/16/22
EMERGENCY OCITY DOCKET 05B

<u>Voucher #</u>	<u>Fund</u>	<u>Oper Unit</u>	<u>Vendor Name</u>	<u>Pay Amount</u>
OKCOP-509271	001	0001	OKC Metro Alliance	25,888.53

100-GENERAL FUND

25,888.53

0001- GENERAL OPERATIONS-USAN

25,888.53

TOTAL DOCKET

25,888.53



For Accounts Payable Supervisor

07/26/2022
Date

CITY OF OKLAHOMA CITY
CLAIMS AND PAYROLL FOR COUNCIL MEETING 08/16/22
PAYMENTS DATED FROM 07/27/22 TO 08/02/22
OCITY DOCKET # 05

Voucher #	Fund #	Oper Unit #	Vendor Name/Description	Pay Amt
00509004	001	0001	West Publishing Corporation	1,610.00
00509021	001	0001	Rogers Safe and Lock LLC	18.00
00509023	001	0001	Rogers Safe and Lock LLC	88.83
00509029	001	0001	Windsor Area Business Group	523.84
00509030	001	0001	Jose Lemus	1,250.00
00509031	001	0001	Debby M Applegate	1,250.00
00509032	001	0001	Amanda Paige Bradbury	1,250.00
00509033	001	0001	Kathleen Berry	1,002.50
00509035	001	0001	Arbitrage Compliance Specialists Inc	490.00
00509038	001	0001	Bank of Oklahoma	681.64
00509040	001	0001	Bank of Oklahoma	7,357.81
00509041	001	0001	Bank of Oklahoma	1,431.96
00509045	001	0001	TSYS Merchant Solutions LLC	80,599.56
00509048	001	0001	Midwest Veterinary Supply Inc	13,168.00
00509057	001	0001	Airgas USA LLC	45.89
00509059	001	0001	Brown Transportation	17,860.05
00509060	001	0001	Brown Transportation	605.56
00509061	001	0001	Napa Auto Parts	8,470.00
00509062	001	0001	Norris Marine	904.71
00509063	001	0001	Oklahoma County Criminal Justice	30,450.00
00509065	001	0001	Neel Veterinary Hospital	49.39
00509067	001	0001	Neel Veterinary Hospital	2,701.59
00509068	001	0001	Special OPS Uniforms Inc	131.97
00509102	001	0001	Safety and Security Services Inc	1,429.00
00509125	001	0001	Pinnacle Propane LLC	53.70
00509144	001	0001	Winsupply of Oklahoma City Co	334.80
00509147	001	0001	Pinnacle Propane LLC	43.50
00509148	001	0001	Pinnacle Propane LLC	63.01
00509149	001	0001	Pinnacle Propane LLC	61.22
00509156	001	0001	Sharika Moore	200.00
00509157	001	0001	Diana Flores	485.00
00509161	001	0001	Oklahoma Gas and Electric Company	148,724.54
00509164	001	0001	Oklahoma Natural Gas	151.94
00509165	001	0001	Oklahoma Natural Gas	4,676.00
00509166	001	0001	Oklahoma Natural Gas	199.33
00509172	001	0001	City of Del City	4,949.69
00509173	001	0001	City of Del City	9.77
00509174	001	0001	Oklahoma Natural Gas	69.08
00509175	001	0001	Oklahoma Natural Gas	71.11
00509176	001	0001	Oklahoma Natural Gas	70.42
00509182	001	0001	Catholic Charities of the Archdiocese	7,501.00
00509184	001	0001	Pinnacle Propane LLC	40.28
00509187	001	0001	Pinnacle Propane LLC	32.04
00509189	001	0001	Pinnacle Propane LLC	49.58
00509190	001	0001	Pinnacle Propane LLC	43.50
00509192	001	0001	Pinnacle Propane LLC	40.99
00509193	001	0001	OnTrack Staffing	1,056.00
00509194	001	0001	Pinnacle Propane LLC	48.87
00509195	001	0001	Pinnacle Propane LLC	12.89
00509197	001	0001	Pinnacle Propane LLC	62.65

CITY OF OKLAHOMA CITY
CLAIMS AND PAYROLL FOR COUNCIL MEETING 08/16/22
PAYMENTS DATED FROM 07/27/22 TO 08/02/22
OCITY DOCKET # 05

Voucher #	Fund #	Oper Unit #	Vendor Name/Description	Pay Amt
00509199	001	0001	Pinnacle Propane LLC	47.08
00509200	001	0001	Pinnacle Propane LLC	33.47
00509201	001	0001	Pinnacle Propane LLC	62.83
00509203	001	0001	Oklahoma Gas and Electric Company	21,836.81
00509206	001	0001	Upward Transitions Inc	1,000.00
00509207	001	0001	Heartline Inc	1,084.35
00509210	001	0001	Positive Tomorrows Inc	10,200.00
00509215	001	0001	ImageNet Consulting LLC	38.02
00509216	001	0001	ImageNet Consulting LLC	20.82
00509217	001	0001	ImageNet Consulting LLC	406.28
00509218	001	0001	Stanley Convergent Sec Solutions Inc	521.10
00509219	001	0001	Winsupply of Oklahoma City Co	33.82
00509220	001	0001	Stanley Convergent Sec Solutions Inc	521.10
00509221	001	0001	Winsupply of Oklahoma City Co	13.75
00509222	001	0001	Safety and Security Services Inc	1,143.20
00509223	001	0001	Winsupply of Oklahoma City Co	43.90
00509224	001	0001	Winsupply of Oklahoma City Co	69.48
00509225	001	0001	Winsupply of Oklahoma City Co	487.57
00509226	001	0001	Winsupply of Oklahoma City Co	777.18
00509227	001	0001	Winsupply of Oklahoma City Co	464.00
00509228	001	0001	Sysco USA II LLC	2,124.20
00509229	001	0001	Winsupply of Oklahoma City Co	11.06
00509230	001	0001	Sysco USA II LLC	652.81
00509231	001	0001	Winsupply of Oklahoma City Co	140.00
00509232	001	0001	Sysco USA II LLC	524.93
00509233	001	0001	Winsupply of Oklahoma City Co	283.70
00509234	001	0001	Winsupply of Oklahoma City Co	369.58
00509235	001	0001	Harvey Sales	55.24
00509236	001	0001	Harvey Sales	36.30
00509237	001	0001	Winsupply of Oklahoma City Co	139.47
00509238	001	0001	Harvey Sales	18.15
00509239	001	0001	Harvey Sales	18.15
00509240	001	0001	Winsupply of Oklahoma City Co	132.28
00509241	001	0001	Harvey Sales	18.15
00509242	001	0001	Winsupply of Oklahoma City Co	983.64
00509243	001	0001	Harvey Sales	14.41
00509244	001	0001	Harvey Sales	223.72
00509245	001	0001	Harvey Sales	122.45
00509246	001	0001	Harvey Sales	89.45
00509247	001	0001	Harvey Sales	82.00
00509248	001	0001	Harvey Sales	71.40
00509259	001	0001	Winsupply of Oklahoma City Co	40.35
00509262	001	0001	Winsupply of Oklahoma City Co	289.33
00509264	001	0001	Winsupply of Oklahoma City Co	193.60
00509266	001	0001	Winsupply of Oklahoma City Co	200.99
00509272	001	0001	Nancy C Bird	91.00
00509275	001	0001	Winsupply of Oklahoma City Co	159.80
00509277	001	0001	Winsupply of Oklahoma City Co	41.69
00509280	001	0001	Winsupply of Oklahoma City Co	1,064.69
00509283	001	0001	Winsupply of Oklahoma City Co	4,069.12

CITY OF OKLAHOMA CITY
CLAIMS AND PAYROLL FOR COUNCIL MEETING 08/16/22
PAYMENTS DATED FROM 07/27/22 TO 08/02/22
OCITY DOCKET # 05

Voucher #	Fund #	Oper Unit #	Vendor Name/Description	Pay Amt
00509286	001	0001	Winsupply of Oklahoma City Co	276.82
00509289	001	0001	Winsupply of Oklahoma City Co	145.41
00509292	001	0001	Winsupply of Oklahoma City Co	143.05
00509295	001	0001	Winsupply of Oklahoma City Co	129.22
00509300	001	0001	Winsupply of Oklahoma City Co	20.37
00509302	001	0001	Winsupply of Oklahoma City Co	14.25
00509304	001	0001	Winsupply of Oklahoma City Co	127.50
00509305	001	0001	Winsupply of Oklahoma City Co	58.69
00509309	001	0001	Winsupply of Oklahoma City Co	172.22
00509311	001	0001	Winsupply of Oklahoma City Co	49.72
00509314	001	0001	Winsupply of Oklahoma City Co	309.28
00509317	001	0001	Winsupply of Oklahoma City Co	79.62
00509318	001	0001	Winsupply of Oklahoma City Co	73.58
00509320	001	0001	7 Eleven Inc	10.00
00509322	001	0001	Gene Solloway	17.00
00509323	001	0001	Brad or Deanna Tipton	27.00
00509348	001	0001	Saints Occupational Health Network	649.50
00509349	001	0001	John or Barbara Jean Mattox	62.99
00509350	001	0001	Engineering Interests Inc	5,217.99
00509351	001	0001	Engineering Interests Inc	5,953.42
00509352	001	0001	Saints Occupational Health Network	982.00
00509353	001	0001	ImageNet Consulting LLC	57.91
00509354	001	0001	ImageNet Consulting LLC	118.00
00509355	001	0001	United Rentals North America Inc	5.36
00509356	001	0001	United Rentals North America Inc	144.64
00509357	001	0001	United Rentals North America Inc	5.36
00509358	001	0001	United Rentals North America Inc	144.64
00509359	001	0001	United Rentals North America Inc	5.36
00509360	001	0001	United Rentals North America Inc	144.64
00509361	001	0001	United Rentals North America Inc	5.36
00509362	001	0001	United Rentals North America Inc	144.64
00509363	001	0001	Oklahoma Roofing and Sheet Metal LLC	987.00
00509364	001	0001	Neel Veterinary Hospital	53.52
00509365	001	0001	Neel Veterinary Hospital	49.34
00509366	001	0001	Neel Veterinary Hospital	49.39
00509367	001	0001	Neel Veterinary Hospital	381.18
00509368	001	0001	Neel Veterinary Hospital	49.39
00509369	001	0001	OnTrack Staffing	1,410.50
00509370	001	0001	OnTrack Staffing	806.00
00509371	001	0001	OnTrack Staffing	1,544.90
00509373	001	0001	OnTrack Staffing	1,116.62
00509374	001	0001	OnTrack Staffing	604.50
00509377	001	0001	OnTrack Staffing	2,196.35
00509379	001	0001	OnTrack Staffing	1,761.50
00509386	001	0001	Oklahoma Natural Gas	322.11
00509388	001	0001	Oklahoma Natural Gas	184.91
00509389	001	0001	Oklahoma Natural Gas	178.70
00509390	001	0001	Oklahoma Gas and Electric Company	34,282.38
00509391	001	0001	Oklahoma Natural Gas	161.12
00509392	001	0001	Oklahoma Natural Gas	166.29

CITY OF OKLAHOMA CITY
CLAIMS AND PAYROLL FOR COUNCIL MEETING 08/16/22
PAYMENTS DATED FROM 07/27/22 TO 08/02/22
OCITY DOCKET # 05

Voucher #	Fund #	Oper Unit #	Vendor Name/Description	Pay Amt
00509394	001	0001	Oklahoma Natural Gas	186.98
00509395	001	0001	Oklahoma Natural Gas	195.26
00509396	001	0001	Oklahoma Natural Gas	106.27
00509397	001	0001	Oklahoma Natural Gas	160.08
00509398	001	0001	GreenShade Trees Inc	9,351.93
00509399	001	0001	Lance Chapman	1,595.00
00509403	001	0001	ImageNet Consulting LLC	92.86
00509406	001	0001	Spaces Inc	390.00
00509407	001	0001	Sysco USA II LLC	303.28
00509408	001	0001	Sysco USA II LLC	713.63
00509415	001	0001	Unlimited Officials LLC	280.00
00509427	001	0001	Neel Veterinary Hospital	130.00
00509435	001	0001	GreenShade Trees Inc	2,826.06
00509437	001	0001	Dell Marketing LP	140.20
00509438	001	0001	Okla County Court Clerk	154.14
00509439	001	0001	Okla County Court Clerk	154.14
00509440	001	0001	Okla County Court Clerk	154.14
00509441	001	0001	Okla County Court Clerk	154.14
00509442	001	0001	Okla County Court Clerk	154.14
00509443	001	0001	Okla County Court Clerk	154.14
00509444	001	0001	Okla County Court Clerk	154.14
00509445	001	0001	Okla County Court Clerk	154.14
00509446	001	0001	Okla County Court Clerk	154.14
00509447	001	0001	Okla County Court Clerk	154.14
00509448	001	0001	Okla County Court Clerk	154.14
00509449	001	0001	Okla County Court Clerk	154.14
00509450	001	0001	Okla County Court Clerk	154.14
00509451	001	0001	Okla County Court Clerk	154.14
00509454	001	0001	Warren Products Inc	7,800.00
00509455	001	0001	Larry B Jackson	300.00
00509457	001	0001	Oncue Express 101	44.00
00509459	001	0001	Neel Veterinary Hospital	49.39
00509460	001	0001	Neel Veterinary Hospital	296.73
00509465	001	0001	OKC Metro Alliance Inc	10,200.00
00509466	001	0001	OKC Metro Alliance Inc	1,200.00
00509467	001	0001	OKC Metro Alliance Inc	1,080.00
00509470	001	0001	Oklahoma Gas and Electric Company	97.39
00509473	001	0001	Oklahoma Natural Gas	143.51
00509474	001	0001	Oklahoma Natural Gas	106.27
00509477	001	0001	OKC Metro Alliance Inc	3,840.00
00509478	001	0001	OKC Metro Alliance Inc	5,520.00
00509479	001	0001	Robert Witt	123.87
00509480	001	0001	Lance Chapman	30.00
00509481	001	0001	Oklahoma County District Two	6,652.19
00509493	001	0001	Metro Technology Centers	612.00
00509502	001	0001	R K Black Inc	153.97
00509503	001	0001	R K Black Inc	12.17
00509504	001	0001	R K Black Inc	102.79
00509509	001	0001	OSU-Fire Service Training	450.00
00509512	001	0001	OSU-Fire Service Training	450.00

CITY OF OKLAHOMA CITY
CLAIMS AND PAYROLL FOR COUNCIL MEETING 08/16/22
PAYMENTS DATED FROM 07/27/22 TO 08/02/22
OCITY DOCKET # 05

Voucher #	Fund #	Oper Unit #	Vendor Name/Description	Pay Amt
00509513	001	0001	Nancy C Bird	85.40
00509514	001	0001	OSU-Fire Service Training	450.00
00509521	001	0001	United Rentals North America Inc	83.00
00509528	001	0001	Saints Occupational Health Network	18,499.09
00509540	001	0001	SSM Healthcare of Oklahoma	66.88
00509541	001	0001	SSM Healthcare of Oklahoma	46.40
00509543	001	0001	Oklahoma City County Health Department	32,176.00
00509545	001	0001	Oklahoma City County Health Department	37,778.00
00509556	001	0001	Telvent DTN, LLC	4,461.60
00509558	001	0001	Brown Transportation	23,141.83
00509559	001	0001	Rosa Gonsalez-Allen	64.00
00509560	001	0001	Orchid Uniform Retail Sales LLC	220.46
00509562	001	0001	Allen Gibbs and Houlik LC	19,000.00
00509563	001	0001	Pinkley Sales Co	17,700.46
00509564	001	0001	ERAD Group Inc	7,500.00
00509566	001	0001	Saints Occupational Health Network	1,782.00
00509567	001	0001	Saints Occupational Health Network	415.00
00509568	001	0001	Saints Occupational Health Network	297.50
00509569	001	0001	Saints Occupational Health Network	215.50
00509574	001	0001	Cox Maintenance LLC	14,356.00
00509575	001	0001	Cox Maintenance LLC	4,170.00
00509578	001	0001	Rudy Construction Co	7,000.00
00509579	001	0001	Oklahoma State Dept of Health	335.00
00509580	001	0001	Oklahoma Natural Gas	128.06
00509581	001	0001	Oklahoma Natural Gas	106.27
00509582	001	0001	Oklahoma Natural Gas	135.25
00509583	001	0001	Oklahoma Gas and Electric Company	15.19
00509584	001	0001	Oklahoma Natural Gas	107.30
00509585	001	0001	Oklahoma Natural Gas	115.59
00509590	001	0001	Oklahoma Natural Gas	115.59
00509591	001	0001	Oklahoma Natural Gas	21.38
00509599	001	0001	Oklahoma Natural Gas	112.47
00509600	001	0001	Oklahoma Natural Gas	37.07
00509601	001	0001	Oklahoma Natural Gas	107.30
00509602	001	0001	Oklahoma Natural Gas	49.48
00509603	001	0001	Oklahoma Natural Gas	110.41
00509604	001	0001	Oklahoma Natural Gas	108.33
00509605	001	0001	Oklahoma State Dept of Health	335.00
00509606	001	0001	Oklahoma State Dept of Health	335.00
00509612	001	0001	Southside Lawn and Garden Inc	5,240.00
00509614	001	0001	Top Tier Tactical	1,440.00
00509624	001	0001	Xerox Business Solutions Southwest	222.06
00509626	001	0001	Xerox Business Solutions Southwest	0.02
00509636	001	0001	Kevin Brown	121.00
00509641	001	0001	Restoration Apparel Company LLC	1,027.50
00509649	001	0001	Department of Labor	25.00
00509702	001	0001	J P Morgan Chase N A	775,041.60
I0174207	001	0001	**ICV To -130-5350**-July FY22 Omni Sales Tax	94,163.42
			0001-GENERAL OPERATIONS-UASN Total	1,582,047.07
			001-GENERAL FUND Total	1,582,047.07

CITY OF OKLAHOMA CITY
CLAIMS AND PAYROLL FOR COUNCIL MEETING 08/16/22
PAYMENTS DATED FROM 07/27/22 TO 08/02/22
OCITY DOCKET # 05

Voucher #	Fund #	Oper Unit #	Vendor Name/Description	Pay Amt
00029522	003	2157	Olsson Inc	1,626.00
00029533	003	2157	Cimarron Construction Company	40,502.26
			2157-2015 BONDS-2007 AUTH-RSTR Total	42,128.26
00029534	003	2167	Rudy Construction Co	65,550.97
			2167-2016 BONDS-2007 AUTH-RSTR Total	65,550.97
00029543	003	2177	MacArthur Associated Consultants LLC	5,485.13
00029544	003	2177	MacArthur Associated Consultants LLC	2,154.87
			2177-2017 BONDS-2007 AUTH-RSTR Total	7,640.00
00509517	003	2184	Terracon Consultants Inc	977.75
00509518	003	2184	Terracon Consultants Inc	3,267.13
00509613	003	2184	W L McNatt and Company	115,199.70
			2184-2018 TXBL BONDS-2017 AUTH-RSTR Total	119,444.58
00029545	003	2187	MacArthur Associated Consultants LLC	9,727.09
00029546	003	2187	MacArthur Associated Consultants LLC	3,821.36
			2187-2018 BONDS-2007 AUTH-RSTR Total	13,548.45
00029520	003	2197	MacArthur Associated Consultants LLC	2,620.00
			2197-2019 GO BONDS-2007 AUTH-RSTR Total	2,620.00
00029519	003	2198	MA+ Architecture LLC	7,070.75
			2198-2019 GO BONDS-2017 AUTH-RSTR Total	7,070.75
00509043	003	2204	Frankfurt Short Bruza Associates P C	5,300.00
00509044	003	2204	Frankfurt Short Bruza Associates P C	11,500.00
00509464	003	2204	ADG PC	18,035.29
			2204-2020 TXBL BONDS-2017 AUTH-RSTR Total	34,835.29
00029521	003	2208	Kimley Horn and Associates Inc	13,080.00
00029535	003	2208	W L McNatt and Company	205,313.31
00029537	003	2208	Cimarron Construction Company	229,351.81
			2208-2020 GO BONDS- 2017 AUTH-RSTR Total	447,745.12
00029523	003	2218	Nash Construction Company	32,748.08
00029524	003	2218	ECS Southwest LLP	694.17
00029525	003	2218	ECS Southwest LLP	40.83
00029527	003	2218	Atlas Paving Company	33,195.20
00029530	003	2218	Atlas Paving Company	61,357.03
00029538	003	2218	MA+ Architecture LLC	34,568.30
00029539	003	2218	RCC Traffic LLC	8,639.35
00029540	003	2218	Rudy Construction Co	21,685.65
00029542	003	2218	Rudy Construction Co	69,160.91
00029547	003	2218	Rudy Construction Co	315.00
			2218-2021 GO BONDS-2017 AUTH-RSTR Total	262,404.52
00029526	003	2228	Atlas Paving Company	399,093.46
00029528	003	2228	Atlas Paving Company	482,400.29
00029529	003	2228	Atlas Paving Company	118,933.79
00029531	003	2228	Schwarz Paving Company Inc	416,086.15
00029532	003	2228	Schwarz Paving Company Inc	135,560.85
00029536	003	2228	CEC Corporation	152,776.80
			2228-2022 GO BONDS-2017 AUTH-RSTR Total	1,704,851.34
			003-GENERAL OBLIGATION BONDS Total	2,707,839.28
00509416	017	0503	Ron Christopher Bacy	315.00
00509492	017	0503	Metro Technology Centers	816.00

CITY OF OKLAHOMA CITY
CLAIMS AND PAYROLL FOR COUNCIL MEETING 08/16/22
PAYMENTS DATED FROM 07/27/22 TO 08/02/22
OCITY DOCKET # 05

Voucher #	Fund #	Oper Unit #	Vendor Name/Description	Pay Amt
			0503-ENFRMNT & TRN-POLICE-RSTR Total	1,131.00
			017-COURT ADMIN & TRAINING Total	1,131.00
00509150	019	6140	Bills Hauling LLC	1,780.00
00509151	019	6140	Bills Hauling LLC	545.00
00509152	019	6140	Bills Hauling LLC	12,080.00
00509153	019	6140	Environmental Testing Inc.	270.00
00509154	019	6140	Environmental Testing Inc.	180.00
00509160	019	6140	Oklahoma Afterschool Network	72,494.07
00509177	019	6140	Community Health Centers Inc	346.72
00509178	019	6140	Catholic Charities of the Archdiocese	3,507.62
00509180	019	6140	Catholic Charities of the Archdiocese	455.42
00509181	019	6140	Catholic Charities of the Archdiocese	330.77
00509183	019	6140	Community Action Agency of OKC	25,432.36
00509185	019	6140	Community Action Agency of OKC	15,772.73
00509186	019	6140	Community Health Centers Inc	188.90
00509188	019	6140	Community Health Centers Inc	2,970.45
00509191	019	6140	Community Health Centers Inc	3,720.92
00509198	019	6140	Mental Health Association Oklahoma	16,132.01
00509202	019	6140	Metropolitan Fair Housing Council	4,466.00
00509204	019	6140	Upward Transitions Inc	47,511.17
00509208	019	6140	Sisu Youth Inc	1,000.00
00509209	019	6140	Urban League of Greater OKC Inc	31,995.00
00509211	019	6140	Homeless Alliance Inc	159,998.91
00509212	019	6140	Homeless Alliance Inc	6,922.55
00509372	019	6140	Community Action Agency of OKC	1,054.94
00509375	019	6140	City Rescue Mission	42,129.73
00509378	019	6140	City Rescue Mission	20,199.55
00509429	019	6140	Hope Community Services Inc	81,308.32
			6140-DEPT OF HSG & URB DEVEL-RSTR Total	552,793.14
00509205	019	6160	Upward Transitions Inc	5,928.94
			6160-DEPT OF JUSTICE-RSTR Total	5,928.94
00509402	019	6980	Oklahoma City County Health Department	750,000.00
			6980-DEPARTMENT OF THE TREASURY Total	750,000.00
			019-GRANTS MANAGEMENT Total	1,308,722.08
00509012	020	0100	Gilbert R Chapa	1,250.00
00509014	020	0100	Gilbert R Chapa	1,250.00
00509028	020	0100	AT&T Mobility	2,844.91
00509158	020	0100	Baysingers Uniforms and Equipment	4,092.71
00509333	020	0100	Saints Occupational Health Network	288.00
00509529	020	0100	SSM Healthcare of Oklahoma	952.10
00509530	020	0100	SSM Healthcare of Oklahoma	1,622.63
00509531	020	0100	SSM Healthcare of Oklahoma	344.00
00509532	020	0100	SSM Healthcare of Oklahoma	3,011.92
00509533	020	0100	SSM Healthcare of Oklahoma	110.00
00509534	020	0100	SSM Healthcare of Oklahoma	1,496.00
00509535	020	0100	SSM Healthcare of Oklahoma	483.00
00509536	020	0100	SSM Healthcare of Oklahoma	2,852.00
00509537	020	0100	SSM Healthcare of Oklahoma	969.30

CITY OF OKLAHOMA CITY
CLAIMS AND PAYROLL FOR COUNCIL MEETING 08/16/22
PAYMENTS DATED FROM 07/27/22 TO 08/02/22
OCITY DOCKET # 05

Voucher #	Fund #	Oper Unit #	Vendor Name/Description	Pay Amt
00509539	020	0100	SSM Healthcare of Oklahoma	12.42
00509627	020	0100	BMW Motorcycles of Oklahoma City	1,510.39
00509628	020	0100	BMW Motorcycles of Oklahoma City	193.18
00509629	020	0100	BMW Motorcycles of Oklahoma City	1,324.41
00509630	020	0100	BMW Motorcycles of Oklahoma City	351.99
00509631	020	0100	BMW Motorcycles of Oklahoma City	49.79
00509632	020	0100	BMW Motorcycles of Oklahoma City	351.99
00509633	020	0100	BMW Motorcycles of Oklahoma City	893.41
00509634	020	0100	BMW Motorcycles of Oklahoma City	413.41
00509635	020	0100	BMW Motorcycles of Oklahoma City	685.16
			0100-POLICE SALES TAX-RSTR Total	27,352.72
			020-POLICE Total	27,352.72
00509376	022	0121	T Mobile USA Inc	125.00
00509647	022	0121	West Publishing Corporation	672.00
			0121-STATE ASSET FORF-RSTR Total	797.00
00509020	022	0123	Oklahoma Natural Gas	114.56
			0123-STATE ASSET FORFEITURE-CITCO Total	114.56
			022-ASSET FORFEITURE Total	911.56
00509072	030	0150	Northern Safety Co Inc	17,850.72
00509076	030	0150	Northern Safety Co Inc	290.50
00509078	030	0150	Northern Safety Co Inc	12,529.77
00509079	030	0150	Northern Safety Co Inc	8,736.12
00509249	030	0150	Harvey Sales	1,644.00
00509250	030	0150	Harvey Sales	986.40
00509251	030	0150	Harvey Sales	986.40
00509252	030	0150	Harvey Sales	822.00
00509253	030	0150	Harvey Sales	822.00
00509254	030	0150	Harvey Sales	822.00
00509255	030	0150	Harvey Sales	657.60
00509256	030	0150	Harvey Sales	493.20
00509257	030	0150	Harvey Sales	493.20
00509258	030	0150	Harvey Sales	328.80
00509260	030	0150	Harvey Sales	197.28
00509261	030	0150	Harvey Sales	180.84
00509273	030	0150	Casco Industries Inc	244,500.72
00509274	030	0150	Casco Industries Inc	2,676.69
00509456	030	0150	Oklahoma Container Corp	150.00
00509458	030	0150	Oklahoma Container Corp	150.00
00509461	030	0150	Norman C Smith	85.00
00509484	030	0150	Action Appliance Service Inc	165.00
00509485	030	0150	Action Appliance Service Inc	165.00
00509486	030	0150	Action Appliance Service Inc	307.00
00509487	030	0150	Action Appliance Service Inc	236.00
00509488	030	0150	Action Appliance Service Inc	165.00
00509489	030	0150	Action Appliance Service Inc	165.00
00509490	030	0150	Action Appliance Service Inc	165.00
00509491	030	0150	Action Appliance Service Inc	165.00
00509494	030	0150	Action Appliance Service Inc	307.00

CITY OF OKLAHOMA CITY
CLAIMS AND PAYROLL FOR COUNCIL MEETING 08/16/22
PAYMENTS DATED FROM 07/27/22 TO 08/02/22
OCITY DOCKET # 05

Voucher #	Fund #	Oper Unit #	Vendor Name/Description	Pay Amt
00509496	030	0150	Action Appliance Service Inc	481.00
00509497	030	0150	Action Appliance Service Inc	180.00
00509498	030	0150	A Team Plumbing	710.00
00509499	030	0150	DH Pace Door Services	223.00
00509500	030	0150	DH Pace Door Services	245.97
00509501	030	0150	Stanley Ray Quinn	98.00
00509507	030	0150	DH Pace Door Services	184.38
00509508	030	0150	DH Pace Door Services	50.00
00509510	030	0150	DH Pace Door Services	1,724.86
00509511	030	0150	DH Pace Door Services	40.48
00509522	030	0150	Hagar Restaurant Service, Inc.	609.24
00509544	030	0150	Norman C Smith	98.00
00509570	030	0150	Harvey Sales	372.67
00509576	030	0150	McKesson Medical Surgical	26.22
00509609	030	0150	Bound Tree Medical LLC	339.58
00509610	030	0150	Bound Tree Medical LLC	339.58
			0150-FIRE SALES TAX-RSTR Total	302,966.22
			030-FIRE Total	302,966.22
00509022	039	0175	Dell Marketing LP	91,320.24
00509159	039	0175	Vance Country Ford	32,993.00
00509462	039	0175	Downey Contracting LLC	73,078.09
00509463	039	0175	Downey Contracting LLC	468,473.25
00509515	039	0175	HOMCO Construction Company LLC	1,136.67
00509516	039	0175	HOMCO Construction Company LLC	513.33
I0173954	039	0175	**ICV To -521-1000**-Film Studios Parking Gara	30,000.00
I0174232	039	0175	**ICV To -680-1512**-PeopleSoft/Oracle EPM upg	925,000.00
			0175-CAPITAL IMPROVEMENT-ASGN Total	1,622,514.58
			039-CAPITAL IMPROVEMENT Total	1,622,514.58
I0174242	040	0201	**ICV To -670-0200**-Zoo ST Transfer July 2022	1,488,203.51
			0201-ZOO SALES TAX-RSTR Total	1,488,203.51
			040-ZOO Total	1,488,203.51
00509019	060	0339	Oklahoma Citys Adventure District	12,331.05
			0339-ADVNTD DIST BID DIST 9- RSTR Total	12,331.05
			060-SPECIAL DISTRICTS (BID) Total	12,331.05
00509047	250	0460	Plastix Plus LLC	974.00
00509081	250	0460	Mobile Mini, Inc.	34.80
00509083	250	0460	Mobile Mini, Inc.	25.41
00509084	250	0460	Mobile Mini, Inc.	42.80
00509086	250	0460	Mobile Mini, Inc.	14.88
00509087	250	0460	Mobile Mini, Inc.	14.88
00509089	250	0460	Mobile Mini, Inc.	33.50
00509091	250	0460	Mobile Mini, Inc.	20.10
00509101	250	0460	Mobile Mini, Inc.	30.20
00509124	250	0460	Mobile Mini, Inc.	39.32
00509129	250	0460	Mobile Mini, Inc.	77.03
00509130	250	0460	Mobile Mini, Inc.	89.32

CITY OF OKLAHOMA CITY
CLAIMS AND PAYROLL FOR COUNCIL MEETING 08/16/22
PAYMENTS DATED FROM 07/27/22 TO 08/02/22
OCITY DOCKET # 05

Voucher #	Fund #	Oper Unit #	Vendor Name/Description	Pay Amt
00509132	250	0460	Mobile Mini, Inc.	89.32
00509134	250	0460	Mobile Mini, Inc.	60.28
00509136	250	0460	Mobile Mini, Inc.	73.68
00509331	250	0460	Mythics Inc	1,605.83
00509423	250	0460	Convergint Technologies LLC	27,484.80
00509428	250	0460	Oklahoma Tower Realty Investors LLC	1,342.21
00509430	250	0460	TDS Telecom	91.65
00509468	250	0460	Oklahoma Natural Gas	175.60
00509469	250	0460	Oklahoma Natural Gas	250.41
00509472	250	0460	Oklahoma Gas and Electric Company	3,131.18
00509495	250	0460	Midcon Data Services LLC	22.00
00509571	250	0460	Orion Communications, Inc.	17,628.00
00509611	250	0460	TriTech Software Systems	473,475.33
00509637	250	0460	System Innovators	80,541.74
00509638	250	0460	HLP Inc	24,960.00
			0460-INFORMATION TECHNOLOGY Total	632,328.27
			250-INFORMATION TECHNOLOGY Total	632,328.27
00509016	330	0075	City of OKC-Utility Services Billing	203.28
00509060	330	0075	Brown Transportation	8,901.03
00509174	330	0075	Oklahoma Natural Gas	37.19
00509175	330	0075	Oklahoma Natural Gas	38.27
00509176	330	0075	Oklahoma Natural Gas	37.91
00509369	330	0075	OnTrack Staffing	1,851.85
00509373	330	0075	OnTrack Staffing	619.86
00509379	330	0075	OnTrack Staffing	806.00
00509393	330	0075	Oklahoma Gas and Electric Company	45.35
00509401	330	0075	COSWA	2,200.00
00509417	330	0075	Heartland Ice	148.50
00509418	330	0075	Tyler Outdoor Advertising LLC	1,250.00
00509549	330	0075	Waste Management of Oklahoma Inc	472.03
00509550	330	0075	Dolese Brothers Company	271.00
00509551	330	0075	Dolese Brothers Company	444.00
00509552	330	0075	Dolese Brothers Company	271.00
00509553	330	0075	Dolese Brothers Company	444.00
00509554	330	0075	Dolese Brothers Company	902.00
00509555	330	0075	Dolese Brothers Company	918.00
00509556	330	0075	Telvent DTN, LLC	2,402.40
00509557	330	0075	Brown Transportation	1,362.79
00509607	330	0075	Basin Environmental and Safety	945.34
00509608	330	0075	Basin Environmental and Safety	1,019.90
			0075-DRAINAGE CITY OPERATIONS Total	25,591.70
			330-STORMWATER DRAINAGE Total	25,591.70
00509024	350	0455	Kirby Smith Machinery Inc	4,225.83
00509145	350	0455	Penley Oil Company	3,132.99
00509146	350	0455	Penley Oil Company	3,268.11
00509213	350	0455	Penley Oil Company	16,784.72
00509214	350	0455	Penley Oil Company	13,209.20
00509276	350	0455	Car Cab Wrecker Service Inc	140.00

CITY OF OKLAHOMA CITY
CLAIMS AND PAYROLL FOR COUNCIL MEETING 08/16/22
PAYMENTS DATED FROM 07/27/22 TO 08/02/22
OCITY DOCKET # 05

Voucher #	Fund #	Oper Unit #	Vendor Name/Description	Pay Amt
00509278	350	0455	Car Cab Wrecker Service Inc	140.00
00509279	350	0455	Car Cab Wrecker Service Inc	120.50
00509281	350	0455	Car Cab Wrecker Service Inc	180.00
00509282	350	0455	Car Cab Wrecker Service Inc	129.50
00509284	350	0455	Car Cab Wrecker Service Inc	122.50
00509285	350	0455	Car Cab Wrecker Service Inc	159.00
00509287	350	0455	Car Cab Wrecker Service Inc	140.00
00509288	350	0455	Car Cab Wrecker Service Inc	75.00
00509290	350	0455	Car Cab Wrecker Service Inc	80.00
00509291	350	0455	Car Cab Wrecker Service Inc	180.00
00509293	350	0455	Car Cab Wrecker Service Inc	75.00
00509294	350	0455	Car Cab Wrecker Service Inc	147.00
00509296	350	0455	Car Cab Wrecker Service Inc	336.00
00509297	350	0455	Car Cab Wrecker Service Inc	126.00
00509298	350	0455	Car Cab Wrecker Service Inc	136.50
00509299	350	0455	Car Cab Wrecker Service Inc	82.00
00509301	350	0455	Car Cab Wrecker Service Inc	220.00
00509303	350	0455	Car Cab Wrecker Service Inc	113.50
00509306	350	0455	Car Cab Wrecker Service Inc	129.50
00509307	350	0455	Car Cab Wrecker Service Inc	140.00
00509308	350	0455	Car Cab Wrecker Service Inc	171.50
00509310	350	0455	Car Cab Wrecker Service Inc	143.50
00509312	350	0455	Car Cab Wrecker Service Inc	129.50
00509313	350	0455	Car Cab Wrecker Service Inc	147.00
00509315	350	0455	Car Cab Wrecker Service Inc	129.50
00509316	350	0455	Car Cab Wrecker Service Inc	147.00
00509324	350	0455	Car Cab Wrecker Service Inc	126.00
00509327	350	0455	Car Cab Wrecker Service Inc	199.50
00509328	350	0455	Car Cab Wrecker Service Inc	140.00
00509329	350	0455	Car Cab Wrecker Service Inc	75.00
00509334	350	0455	Car Cab Wrecker Service Inc	147.00
00509335	350	0455	Car Cab Wrecker Service Inc	124.00
00509336	350	0455	Car Cab Wrecker Service Inc	140.00
00509337	350	0455	Car Cab Wrecker Service Inc	203.00
00509338	350	0455	Car Cab Wrecker Service Inc	136.50
00509339	350	0455	Car Cab Wrecker Service Inc	122.50
00509340	350	0455	Car Cab Wrecker Service Inc	96.00
00509341	350	0455	Car Cab Wrecker Service Inc	147.00
00509342	350	0455	Car Cab Wrecker Service Inc	135.00
00509344	350	0455	Car Cab Wrecker Service Inc	136.50
00509345	350	0455	Car Cab Wrecker Service Inc	85.50
00509346	350	0455	Car Cab Wrecker Service Inc	129.50
00509347	350	0455	Car Cab Wrecker Service Inc	133.00
00509387	350	0455	Oklahoma Natural Gas	107.30
0455-FLEET SERVICES Total				46,844.15
350-FLEET SERVICES Total				46,844.15
00507847	399	3001	Jones III Herbert L Petty Cash Only	6.99
00508227	399	3001	Airgas USA LLC	223.00
00509005	399	3001	AT&T Oklahoma	306.25

CITY OF OKLAHOMA CITY
CLAIMS AND PAYROLL FOR COUNCIL MEETING 08/16/22
PAYMENTS DATED FROM 07/27/22 TO 08/02/22
OCITY DOCKET # 05

Voucher #	Fund #	Oper Unit #	Vendor Name/Description	Pay Amt
00509025	399	3001	Evans Enterprises Inc	6,416.00
00509026	399	3001	Evans Enterprises Inc	6,416.00
00509037	399	3001	Heartland Ice	378.00
00509039	399	3001	Heartland Ice	430.20
00509058	399	3001	Brenntag Southwest, Inc.	19,923.00
00509064	399	3001	Brenntag Southwest, Inc.	28,064.95
00509066	399	3001	Brenntag Southwest, Inc.	28,102.85
00509069	399	3001	Chameleon Industries Inc	8,121.30
00509070	399	3001	Evans Enterprises Inc	2,402.45
00509071	399	3001	Warren CAT	4,655.00
00509073	399	3001	Warren CAT	4,655.00
00509074	399	3001	Chameleon Industries Inc	8,038.80
00509075	399	3001	Warren CAT	4,655.00
00509077	399	3001	Warren CAT	8,846.74
00509080	399	3001	Department of Environmental Quality	92.00
00509082	399	3001	Department of Environmental Quality	50.60
00509085	399	3001	Department of Environmental Quality	75.90
00509088	399	3001	Department of Environmental Quality	25.30
00509090	399	3001	Department of Environmental Quality	50.60
00509092	399	3001	Department of Environmental Quality	50.60
00509093	399	3001	Department of Environmental Quality	25.30
00509094	399	3001	Department of Environmental Quality	50.60
00509095	399	3001	Department of Environmental Quality	50.60
00509096	399	3001	Department of Environmental Quality	75.90
00509097	399	3001	Department of Environmental Quality	50.60
00509098	399	3001	Department of Environmental Quality	25.30
00509099	399	3001	Department of Environmental Quality	25.30
00509100	399	3001	Department of Environmental Quality	50.60
00509103	399	3001	Department of Environmental Quality	25.30
00509104	399	3001	Department of Environmental Quality	25.30
00509105	399	3001	Department of Environmental Quality	25.30
00509106	399	3001	Department of Environmental Quality	25.30
00509107	399	3001	Department of Environmental Quality	50.60
00509108	399	3001	Department of Environmental Quality	50.60
00509109	399	3001	Department of Environmental Quality	25.30
00509110	399	3001	Department of Environmental Quality	25.30
00509111	399	3001	Department of Environmental Quality	50.60
00509112	399	3001	Department of Environmental Quality	25.30
00509113	399	3001	Department of Environmental Quality	25.30
00509114	399	3001	Department of Environmental Quality	75.90
00509115	399	3001	Department of Environmental Quality	25.30
00509116	399	3001	Department of Environmental Quality	50.60
00509117	399	3001	Department of Environmental Quality	25.30
00509118	399	3001	Department of Environmental Quality	50.60
00509119	399	3001	Department of Environmental Quality	50.60
00509120	399	3001	Department of Environmental Quality	50.60
00509121	399	3001	Department of Environmental Quality	25.30
00509122	399	3001	Department of Environmental Quality	75.90
00509123	399	3001	Department of Environmental Quality	50.60
00509126	399	3001	Department of Environmental Quality	75.90

CITY OF OKLAHOMA CITY
CLAIMS AND PAYROLL FOR COUNCIL MEETING 08/16/22
PAYMENTS DATED FROM 07/27/22 TO 08/02/22
OCITY DOCKET # 05

Voucher #	Fund #	Oper Unit #	Vendor Name/Description	Pay Amt
00509127	399	3001	Department of Environmental Quality	50.60
00509128	399	3001	Department of Environmental Quality	25.30
00509131	399	3001	Department of Environmental Quality	25.30
00509133	399	3001	Department of Environmental Quality	50.60
00509135	399	3001	Department of Environmental Quality	50.60
00509137	399	3001	Department of Environmental Quality	75.90
00509138	399	3001	Department of Environmental Quality	50.60
00509139	399	3001	Department of Environmental Quality	46.00
00509140	399	3001	Department of Environmental Quality	46.00
00509141	399	3001	Department of Environmental Quality	184.00
00509142	399	3001	Department of Environmental Quality	184.00
00509143	399	3001	Department of Environmental Quality	230.00
00509179	399	3001	Voss Lighting	2,452.60
00509196	399	3001	Master Halco Inc	1,564.25
00509263	399	3001	Staples Technology Solutions	291.99
00509265	399	3001	United Rentals North America Inc	95.00
00509267	399	3001	United Rentals North America Inc	95.00
00509268	399	3001	ImageNet Consulting LLC	55.74
00509269	399	3001	ImageNet Consulting LLC	56.37
00509270	399	3001	ImageNet Consulting LLC	46.04
00509319	399	3001	ImageNet Consulting LLC	38.91
00509321	399	3001	ImageNet Consulting LLC	1.20
00509325	399	3001	ImageNet Consulting LLC	0.31
00509326	399	3001	ImageNet Consulting LLC	44.32
00509330	399	3001	ImageNet Consulting LLC	208.81
00509332	399	3001	ImageNet Consulting LLC	175.33
00509400	399	3001	CL Boyd	2,367.64
00509404	399	3001	Haynes Equipment Company LLC	2,852.79
00509405	399	3001	Haynes Equipment Company LLC	3,969.20
00509409	399	3001	U S Lime Company - St. Clair	17,695.01
00509410	399	3001	U S Lime Company - St. Clair	17,693.19
00509411	399	3001	U S Lime Company - St. Clair	13,706.06
00509412	399	3001	U S Lime Company - St. Clair	13,334.17
00509413	399	3001	U S Lime Company - St. Clair	13,332.33
00509414	399	3001	U S Lime Company - St. Clair	8,798.29
00509420	399	3001	Chemtrade Chemicals US LLC	28,123.20
00509421	399	3001	Chemtrade Chemicals US LLC	6,633.26
00509422	399	3001	Chemtrade Chemicals US LLC	6,971.00
00509426	399	3001	Department of Environmental Quality	2,396.05
00509434	399	3001	Department of Environmental Quality	138.00
00509482	399	3001	Airgas USA LLC	1,887.86
00509520	399	3001	SUEZ Treatment Solutions Inc	5,460.26
00509523	399	3001	Airgas USA LLC	1,946.50
00509524	399	3001	Haynes Equipment Company LLC	9,281.42
00509525	399	3001	Fastsigns	6,512.40
00509526	399	3001	Brenntag Southwest, Inc.	26,776.35
00509538	399	3001	Brenntag Southwest, Inc.	24,841.92
00509542	399	3001	Environmental Improvements Inc	9,957.38
00509548	399	3001	Grainger	784.74
00509565	399	3001	Heartland Ice	297.00

CITY OF OKLAHOMA CITY
CLAIMS AND PAYROLL FOR COUNCIL MEETING 08/16/22
PAYMENTS DATED FROM 07/27/22 TO 08/02/22
OCITY DOCKET # 05

Voucher #	Fund #	Oper Unit #	Vendor Name/Description	Pay Amt
00509615	399	3001	Ethanol Products LLC	2,517.19
00509617	399	3001	Ethanol Products LLC	2,561.94
00509618	399	3001	Ethanol Products LLC	1,890.15
00509619	399	3001	Ethanol Products LLC	1,957.00
00509620	399	3001	Chemtrade Chemicals US LLC	7,071.73
00509622	399	3001	Ethanol Products LLC	2,425.56
00509623	399	3001	Ethanol Products LLC	7,430.56
			3001-WATER CITY OPERATIONS Total	391,006.45
00509046	399	3481	Heartland Ice	297.00
00509380	399	3481	OnTrack Staffing	2,343.61
00509527	399	3481	ImageNet Consulting LLC	41.30
			3481-SOLID WASTE CASH ACCOUNT Total	2,681.91
00509000	399	3501	Dukes Root Control Inc	130,934.04
00509042	399	3501	In Pipe Technology LLC	57,240.00
00509082	399	3501	Department of Environmental Quality	41.40
00509085	399	3501	Department of Environmental Quality	62.10
00509088	399	3501	Department of Environmental Quality	20.70
00509090	399	3501	Department of Environmental Quality	41.40
00509092	399	3501	Department of Environmental Quality	41.40
00509093	399	3501	Department of Environmental Quality	20.70
00509094	399	3501	Department of Environmental Quality	41.40
00509095	399	3501	Department of Environmental Quality	41.40
00509096	399	3501	Department of Environmental Quality	62.10
00509097	399	3501	Department of Environmental Quality	41.40
00509098	399	3501	Department of Environmental Quality	20.70
00509099	399	3501	Department of Environmental Quality	20.70
00509100	399	3501	Department of Environmental Quality	41.40
00509103	399	3501	Department of Environmental Quality	20.70
00509104	399	3501	Department of Environmental Quality	20.70
00509105	399	3501	Department of Environmental Quality	20.70
00509106	399	3501	Department of Environmental Quality	20.70
00509107	399	3501	Department of Environmental Quality	41.40
00509108	399	3501	Department of Environmental Quality	41.40
00509109	399	3501	Department of Environmental Quality	20.70
00509110	399	3501	Department of Environmental Quality	20.70
00509111	399	3501	Department of Environmental Quality	41.40
00509112	399	3501	Department of Environmental Quality	20.70
00509113	399	3501	Department of Environmental Quality	20.70
00509114	399	3501	Department of Environmental Quality	62.10
00509115	399	3501	Department of Environmental Quality	20.70
00509116	399	3501	Department of Environmental Quality	41.40
00509117	399	3501	Department of Environmental Quality	20.70
00509118	399	3501	Department of Environmental Quality	41.40
00509119	399	3501	Department of Environmental Quality	41.40
00509120	399	3501	Department of Environmental Quality	41.40
00509121	399	3501	Department of Environmental Quality	20.70
00509122	399	3501	Department of Environmental Quality	62.10
00509123	399	3501	Department of Environmental Quality	41.40
00509126	399	3501	Department of Environmental Quality	62.10
00509127	399	3501	Department of Environmental Quality	41.40

CITY OF OKLAHOMA CITY
CLAIMS AND PAYROLL FOR COUNCIL MEETING 08/16/22
PAYMENTS DATED FROM 07/27/22 TO 08/02/22
OCITY DOCKET # 05


Voucher #	Fund #	Oper Unit #	Vendor Name/Description	Pay Amt
00509128	399	3501	Department of Environmental Quality	20.70
00509131	399	3501	Department of Environmental Quality	20.70
00509133	399	3501	Department of Environmental Quality	41.40
00509135	399	3501	Department of Environmental Quality	41.40
00509137	399	3501	Department of Environmental Quality	62.10
00509138	399	3501	Department of Environmental Quality	41.40
00509155	399	3501	Scott B Brown	62.00
00509162	399	3501	Oklahoma Gas and Electric Company	60.86
00509163	399	3501	Oklahoma Gas and Electric Company	118.70
00509167	399	3501	Oklahoma Gas and Electric Company	37.97
00509168	399	3501	Oklahoma Gas and Electric Company	44.60
00509169	399	3501	Oklahoma Gas and Electric Company	53.76
00509170	399	3501	Oklahoma Gas and Electric Company	446.74
00509171	399	3501	Oklahoma Gas and Electric Company	41.62
00509381	399	3501	Oklahoma Gas and Electric Company	920.84
00509382	399	3501	Oklahoma Gas and Electric Company	33.21
00509383	399	3501	Oklahoma Gas and Electric Company	36.23
00509384	399	3501	Oklahoma Gas and Electric Company	71.88
00509385	399	3501	Oklahoma Gas and Electric Company	180.25
00509424	399	3501	Pied Piper Services of North America LLC	1,100.00
00509425	399	3501	Pied Piper Services of North America LLC	560.00
00509452	399	3501	Environmental Testing Inc.	200.00
00509453	399	3501	Environmental Testing Inc.	245.00
00509471	399	3501	Oklahoma Gas and Electric Company	152.99
00509475	399	3501	Oklahoma Gas and Electric Company	24.77
00509476	399	3501	Oklahoma Gas and Electric Company	82.40
00509548	399	3501	Grainger	642.06
00509586	399	3501	Oklahoma Gas and Electric Company	252.36
00509587	399	3501	Oklahoma Gas and Electric Company	112.72
00509588	399	3501	Oklahoma Gas and Electric Company	26.10
00509589	399	3501	Oklahoma Gas and Electric Company	166.29
00509592	399	3501	Oklahoma Gas and Electric Company	37.71
00509593	399	3501	Oklahoma Gas and Electric Company	67.44
00509594	399	3501	Oklahoma Gas and Electric Company	58.03
00509595	399	3501	Oklahoma Gas and Electric Company	167.34
00509596	399	3501	Oklahoma Gas and Electric Company	134.31
00509597	399	3501	Oklahoma Gas and Electric Company	309.81
00509598	399	3501	Oklahoma Gas and Electric Company	34.08
00509678	399	3501	Oklahoma Gas and Electric Company	441.14
00509679	399	3501	Oklahoma Gas and Electric Company	29.31
00509680	399	3501	Oklahoma Gas and Electric Company	25.70
00509681	399	3501	Oklahoma Gas and Electric Company	44.93
00509682	399	3501	Oklahoma Gas and Electric Company	24.05
3501-WASTEWATER CITY OPERATIONS Total				196,732.34
399-WATER UTILITIES Total				590,420.70
00509049	511	0800	Oklahoma Natural Gas	100.64
0800-AIRPORTS CITY OPERATIONS Total				100.64
511-AIRPORTS Total				100.64

CITY OF OKLAHOMA CITY
CLAIMS AND PAYROLL FOR COUNCIL MEETING 08/16/22
PAYMENTS DATED FROM 07/27/22 TO 08/02/22
OCITY DOCKET # 05

Voucher #	Fund #	Oper Unit #	Vendor Name/Description	Pay Amt
00509431	730	1790	Olsson Inc	1,135.00
00509432	730	1790	Olsson Inc	1,410.00
00509433	730	1790	Olsson Inc	735.00
00509483	730	1790	Atlas Paving Company	307,130.63
00509519	730	1790	Schwarz Paving Company Inc	3,840.28
00509625	730	1790	Rudy Construction Co	188,130.45
00509648	730	1790	Midwest Engineering & Testing Corp.	2,550.63
			1790-BTR STREETS SFR CITY SSTX-RSTR Total	504,931.99
			730-BTR STREETS SFR CITY SALES TX Total	504,931.99
00509572	731	1791	Joe Cooper Chevrolet Cadillac of Shawnee	26,891.00
00509645	731	1791	Joe Cooper Chevrolet Cadillac of Shawnee	26,891.00
			1791-BTR STREETS SFR CITY USE-CMTD Total	53,782.00
			731-BTR STREETS SFR CITY USE TAX Total	53,782.00
00509419	741	1784	CDW Government LLC	4,911.08
			1784-MAPS 4 USE TAX PSafe CAP-CMTD Total	4,911.08
			741-MAPS 4 USE TAX Total	4,911.08
00509561	750	1604	Evans Enterprises Inc	9,811.55
			1604-FRANK HATHAWAY ACCOUNT-RSTR Total	9,811.55
			750-SPECIAL PURPOSE Total	9,811.55
I0174238	760	1901	**ICV To -130-5351**-OMNI Portion of Hotel Tax	46,989.22
			1901-CONV & TOURISM OP-RSTR Total	46,989.22
00509506	760	1903	OKC Convention and Visitors Bureau	111,750.00
			1903-EVENT SPNSRSHP/PROMO-RSTR Total	111,750.00
			760-HOTEL MOTEL TAX SPEC REVENUE Total	158,739.22

Grand Total

11,081,480.37


Accounts Payable

07/29/2022
Date

Credit Memos issued by vendors and used to reduce amounts due for current payments are shown as bracketed amounts.

This claims listing does not include intergovernmental claims paid within the funds of the City
totalling \$1,002,171.36

INTERGOVERNMENTAL CLAIMS PROCESSED WITHIN
THE CITY OF OKLAHOMA CITY
DATED FROM 07/27/22 TO 08/02/22
OCITY DOCKET # 05

ICV #	From Fund #	From Oper Unit #	Description	To Fund #	To Oper Unit #	Amount
ICV0174252	003	2999	Returned Bonds to Bridges	003	2996	1,769.36
			2999-RETURNED BONDS-RSTR Total			1,769.36
			003-GENERAL OBLIGATION BONDS Total			1,769.36
ICV0174036	019	6140	FY22_VMC_Correction	350	0455	402.00
			6140-DEPT OF HSG & URB DEVEL-RSTR Total			402.00
ICV0174245	019	6980	Move expense to correct prog	019	6980	1,000,000.00
			6980-DEPARTMENT OF THE TREASURY Total			1,000,000.00
			019-GRANTS MANAGEMENT Total			1,000,402.00
			Grand Total			1,002,171.36

CITY OF OKLAHOMA CITY
CLAIMS AND PAYROLL FOR COUNCIL MEETING 08/16/22
PAYMENTS DATED FROM 08/03/22 TO 08/09/22
OCITY DOCKET # 06

Voucher #	Fund #	Oper Unit #	Vendor Name/Description	Pay Amt
00508672	001	0001	Cox Maintenance LLC	7,190.00
00509546	001	0001	Wavetronix LLC	4,000.00
00509547	001	0001	Wavetronix LLC	4,000.00
00509642	001	0001	Asian District Cultural Association	4,552.82
00509643	001	0001	Okla County Court Clerk	50.00
00509644	001	0001	Okla County Court Clerk	50.00
00509662	001	0001	GreenShade Trees Inc	5,902.35
00509663	001	0001	Neighborhood Alliance Inc	23,270.00
00509664	001	0001	OKC Metro Alliance Inc	26,423.54
00509667	001	0001	Air Technologies	2,720.00
00509668	001	0001	American Plant Products Services Inc	1,547.58
00509669	001	0001	American Plant Products Services Inc	44.43
00509670	001	0001	American Plant Products Services Inc	2,706.64
00509671	001	0001	American Plant Products Services Inc	1,903.00
00509672	001	0001	American Plant Products Services Inc	109.60
00509673	001	0001	American Plant Products Services Inc	576.84
00509674	001	0001	American Plant Products Services Inc	8,250.00
00509675	001	0001	American Plant Products Services Inc	5,978.91
00509676	001	0001	American Plant Products Services Inc	360.44
00509677	001	0001	Neel Veterinary Hospital	75.00
00509684	001	0001	Sharkys Scuba	4,650.00
00509685	001	0001	McKesson Medical Surgical	5,147.88
00509686	001	0001	Sysco USA II LLC	877.55
00509687	001	0001	Sysco USA II LLC	393.14
00509689	001	0001	Johnson Controls Fire Protection LP	484.61
00509690	001	0001	39th Street District Association	6,159.69
00509695	001	0001	Airgas USA LLC	84.72
00509696	001	0001	Airgas USA LLC	14.12
00509699	001	0001	Lola Lucas	100.00
00509700	001	0001	Accurate Solutions Incorporated	38,100.00
00509701	001	0001	OnTrack Staffing	1,056.00
00509704	001	0001	Five Star Plumbing LLC	627.50
00509705	001	0001	Five Star Plumbing LLC	1,100.00
00509706	001	0001	Five Star Plumbing LLC	1,213.00
00509707	001	0001	Five Star Plumbing LLC	1,350.00
00509708	001	0001	Five Star Plumbing LLC	655.00
00509709	001	0001	Neighborhood Alliance Inc	850.00
00509713	001	0001	Nancy C Bird	97.07
00509721	001	0001	American Parking	3,960.00
00509726	001	0001	James, Philippa C.	20.00
00509729	001	0001	Boatman Marine Canvas	3,000.00
00509733	001	0001	Boatman Marine Canvas	3,000.00
00509734	001	0001	ESMA Janitorial Services LLC	3,950.00
00509736	001	0001	R K Black Inc	113.33
00509737	001	0001	Jani King of Oklahoma Inc	9,178.26
00509738	001	0001	Sharon Venigar	160.00
00509739	001	0001	Friends of the Lotus	233.00
00509759	001	0001	Oklahoma Natural Gas	108.33
00509762	001	0001	R K Black Inc	52.12
00509764	001	0001	Nancy C Bird	121.33

CITY OF OKLAHOMA CITY
CLAIMS AND PAYROLL FOR COUNCIL MEETING 08/16/22
PAYMENTS DATED FROM 08/03/22 TO 08/09/22
OCITY DOCKET # 06

Voucher #	Fund #	Oper Unit #	Vendor Name/Description	Pay Amt
00509766	001	0001	Oklahoma Turnpike Authority	48.85
00509778	001	0001	American Parking	3,960.00
00509781	001	0001	Rosa Gonzalez-Allen	66.12
00509784	001	0001	Oklahoma City Beautiful, Inc.	1,081.00
00509786	001	0001	Winsupply of Oklahoma City Co	145.87
00509787	001	0001	Oklahoma Roofing and Sheet Metal LLC	864.00
00509788	001	0001	Winsupply of Oklahoma City Co	75.94
00509789	001	0001	Winsupply of Oklahoma City Co	761.60
00509795	001	0001	Oklahoma Building Service Inc	1,250.00
00509798	001	0001	Lance Chapman	1,334.00
00509799	001	0001	Lance Chapman	30.00
00509802	001	0001	OnTrack Staffing	806.00
00509803	001	0001	OnTrack Staffing	1,007.50
00509804	001	0001	OnTrack Staffing	1,437.15
00509823	001	0001	Oklahoma Natural Gas	46.39
00509826	001	0001	University of Oklahoma	2,500.00
00509828	001	0001	Dell Marketing LP	230.99
00509830	001	0001	T Mobile USA Inc	7,540.27
00509838	001	0001	Direct Protective Services, LLC	8,479.68
00509843	001	0001	Safety and Security Services Inc	2,858.00
00509844	001	0001	Unlimited Officials LLC	280.00
00509851	001	0001	Vance Brothers Inc	238.50
00509852	001	0001	Vance Brothers Inc	214.65
00509853	001	0001	Vance Brothers Inc	219.95
00509854	001	0001	Vance Brothers Inc	156.35
00509855	001	0001	Vance Brothers Inc	156.35
00509856	001	0001	Philip C Winters	100.00
00509857	001	0001	Vance Brothers Inc	251.75
00509858	001	0001	Paula D Wood	300.00
00509859	001	0001	Vance Brothers Inc	257.05
00509860	001	0001	SSM Health St Anthony Hospital OKC	3,278.46
00509861	001	0001	Jeffrey Dale Black	300.00
00509862	001	0001	Vance Brothers Inc	95.40
00509864	001	0001	Vance Brothers Inc	206.70
00509866	001	0001	Vance Brothers Inc	858.60
00509867	001	0001	Vance Brothers Inc	307.40
00509868	001	0001	Vance Brothers Inc	132.50
00509870	001	0001	Vance Brothers Inc	219.95
00509872	001	0001	Vance Brothers Inc	275.60
00509873	001	0001	Saints Occupational Health Network	358.50
00509874	001	0001	Vance Brothers Inc	238.50
00509875	001	0001	Saints Occupational Health Network	141.00
00509876	001	0001	Vance Brothers Inc	262.35
00509877	001	0001	SSM Healthcare of Oklahoma	2,064.05
00509878	001	0001	SSM Healthcare of Oklahoma	349.00
00509879	001	0001	SSM Healthcare of Oklahoma	678.11
00509880	001	0001	OKC Metro Alliance Inc	4,140.00
00509881	001	0001	SSM Healthcare of Oklahoma	61.53
00509882	001	0001	OKC Metro Alliance Inc	1,200.00
00509883	001	0001	OKC Metro Alliance Inc	1,200.00

CITY OF OKLAHOMA CITY
CLAIMS AND PAYROLL FOR COUNCIL MEETING 08/16/22
PAYMENTS DATED FROM 08/03/22 TO 08/09/22
OCITY DOCKET # 06

Voucher #	Fund #	Oper Unit #	Vendor Name/Description	Pay Amt
00509885	001	0001	OKC Metro Alliance Inc	11,280.00
00509887	001	0001	OKC Metro Alliance Inc	4,080.00
00509888	001	0001	United Rentals North America Inc	150.00
00509893	001	0001	Work Shield LLC	9,268.00
00509901	001	0001	OKC Utilities - Landscaping Credit	500.00
00509902	001	0001	OKC Utilities - Landscaping Credit	500.00
00509904	001	0001	Hunzicker Brothers Inc	44,975.37
00509907	001	0001	FedEx Corporation	87.97
00509912	001	0001	Oklahoma Gas and Electric Company	284,187.91
00509919	001	0001	CKenergy Electric Cooperative Inc	69.69
00509920	001	0001	CKenergy Electric Cooperative Inc	69.69
00509921	001	0001	CKenergy Electric Cooperative Inc	45.91
00509922	001	0001	CKenergy Electric Cooperative Inc	104.54
00509923	001	0001	CKenergy Electric Cooperative Inc	116.16
00509924	001	0001	CKenergy Electric Cooperative Inc	44.24
00509925	001	0001	CKenergy Electric Cooperative Inc	46.46
00509926	001	0001	CKenergy Electric Cooperative Inc	185.85
00509927	001	0001	CKenergy Electric Cooperative Inc	25.16
00509928	001	0001	CKenergy Electric Cooperative Inc	81.31
00509929	001	0001	CKenergy Electric Cooperative Inc	139.39
00509930	001	0001	CKenergy Electric Cooperative Inc	267.16
00509934	001	0001	FedEx Corporation	552.73
00509935	001	0001	FedEx Corporation	11.65
00509936	001	0001	FedEx Corporation	341.41
00509937	001	0001	FedEx Corporation	176.39
00509938	001	0001	Meltem Karla Tankut	300.00
00509939	001	0001	Larry C Hazelwood	800.00
00509941	001	0001	Gary L Henry	400.00
00509945	001	0001	OnTrack Staffing	2,216.50
00509947	001	0001	OnTrack Staffing	584.35
00509948	001	0001	OnTrack Staffing	201.50
00509950	001	0001	OnTrack Staffing	2,004.93
00509951	001	0001	OnTrack Staffing	201.50
00509952	001	0001	OnTrack Staffing	1,540.90
00509953	001	0001	OnTrack Staffing	577.86
00509955	001	0001	OKC Firefighters Health & Welfare Trust	1,163,645.54
00509965	001	0001	Neel Veterinary Hospital	160.10
00509967	001	0001	Ozarka Water and Coffee Service	3.14
00509968	001	0001	Oklahoma Turnpike Authority	75.00
00509970	001	0001	City of OKC-Municipal Counselor's Office	882.00
00509971	001	0001	Nancy C Bird	117.60
00509972	001	0001	Nancy C Bird	91.93
00509973	001	0001	DH Pace Door Services	113.75
00509974	001	0001	Winsupply of Oklahoma City Co	1,636.27
00509975	001	0001	Jani King of Oklahoma Inc	1,675.00
00509977	001	0001	Williams Box Forshee and Bullard PC	9,170.40
00509978	001	0001	Williams Box Forshee and Bullard PC	340.20
00509979	001	0001	Larry Rountree	17.00
00509980	001	0001	Jan Mendenhall	27.00
00509981	001	0001	Signature Landscape LLC	1,374.00

CITY OF OKLAHOMA CITY
CLAIMS AND PAYROLL FOR COUNCIL MEETING 08/16/22
PAYMENTS DATED FROM 08/03/22 TO 08/09/22
OCITY DOCKET # 06

Voucher #	Fund #	Oper Unit #	Vendor Name/Description	Pay Amt
00509982	001	0001	Callie Cook	17.00
00509983	001	0001	Spic and Span Commercial Cleaning LLC	25,258.02
00509984	001	0001	Louise Bright	27.00
00509985	001	0001	Saint Patrick Catholic Church	10.00
00509986	001	0001	Thelma Stewart	3.00
00509989	001	0001	National Recreation and Park Association	2,375.00
00509990	001	0001	Dell Marketing LP	1,793.99
00509991	001	0001	Professional Development Academy LLC	7,980.00
00509994	001	0001	Cox Communications Inc	70.65
00510003	001	0001	Oklahoma Natural Gas	106.27
00510005	001	0001	Oklahoma Natural Gas	121.79
00510013	001	0001	GreenShade Trees Inc	7,954.41
00510020	001	0001	Image Nation Promotional Group Inc	10,921.66
00510029	001	0001	Shawnae Elizabeth Robey	100.00
00510030	001	0001	Firetrol Protection Systems, Inc.	180.00
00510031	001	0001	Firetrol Protection Systems, Inc.	1,709.00
00510032	001	0001	Firetrol Protection Systems, Inc.	632.00
00510034	001	0001	Firetrol Protection Systems, Inc.	248.00
00510035	001	0001	Okla County Court Clerk	154.14
00510036	001	0001	Penley Oil Company	8,095.29
00510037	001	0001	Okla County Court Clerk	154.14
00510038	001	0001	FedEx Corporation	120.61
00510039	001	0001	FedEx Corporation	37.31
00510040	001	0001	FedEx Corporation	61.87
00510041	001	0001	FedEx Corporation	76.26
00510042	001	0001	Penley Oil Company	7,667.36
00510043	001	0001	Penley Oil Company	8,810.40
00510044	001	0001	Penley Oil Company	8,327.11
00510045	001	0001	Penley Oil Company	8,170.29
00510046	001	0001	Penley Oil Company	7,832.09
00510047	001	0001	Penley Oil Company	4,915.53
00510048	001	0001	Penley Oil Company	7,714.09
00510049	001	0001	Penley Oil Company	9,028.29
00510050	001	0001	Penley Oil Company	7,772.09
00510051	001	0001	Penley Oil Company	7,772.09
00510052	001	0001	Penley Oil Company	7,214.29
00510053	001	0001	Penley Oil Company	1,915.12
00510054	001	0001	Penley Oil Company	1,990.07
00510055	001	0001	Penley Oil Company	1,962.37
00510056	001	0001	Penley Oil Company	1,931.67
00510057	001	0001	Penley Oil Company	1,754.17
00510058	001	0001	Penley Oil Company	1,878.77
00510059	001	0001	Penley Oil Company	1,685.27
00510060	001	0001	Penley Oil Company	1,671.92
00510063	001	0001	Okla County Court Clerk	154.14
00510064	001	0001	Okla County Court Clerk	154.14
00510065	001	0001	Okla County Court Clerk	154.14
00510066	001	0001	Okla County Court Clerk	154.14
00510067	001	0001	Okla County Court Clerk	154.14
00510076	001	0001	Spic and Span Commercial Cleaning LLC	25,303.02

CITY OF OKLAHOMA CITY
CLAIMS AND PAYROLL FOR COUNCIL MEETING 08/16/22
PAYMENTS DATED FROM 08/03/22 TO 08/09/22
OCITY DOCKET # 06

Voucher #	Fund #	Oper Unit #	Vendor Name/Description	Pay Amt
00510078	001	0001	Shalynne Jackson	66.06
00510081	001	0001	Carla Chatman	48.96
00510084	001	0001	Cox Maintenance LLC	2,645.00
00510085	001	0001	Cox Maintenance LLC	1,590.00
00510095	001	0001	Refine and Grow LLC	900.00
00510101	001	0001	OKC Auto Works LLC	3,588.01
00510107	001	0001	OKC Auto Works LLC	3,357.55
00510116	001	0001	Firetrol Protection Systems, Inc.	1,217.59
00510117	001	0001	Oklahoma City Family Justice Center Inc	2,116.03
00510119	001	0001	J P Morgan Chase N A	600,000.00
I0174212	001	0001	**ICV To -520-1100**-Aug FY23 GF Subsidy 52001	324,478.00
I0174213	001	0001	**ICV To -520-1100**-Aug FY23 GF Subsidy 52001	6,017.00
I0174214	001	0001	**ICV To -520-1100**-Aug FY23 GF Subsidy 52001	96,438.00
I0174215	001	0001	**ICV To -520-1100**-Aug FY23 GF Subsidy 52002	752,927.00
I0174216	001	0001	**ICV To -520-1100**-Aug FY23 GF Subsidy 52002	166,667.00
I0174217	001	0001	**ICV To -520-1100**-Aug FY23 GF Subsidy 52002	29,936.00
I0174218	001	0001	**ICV To -520-1100**-Aug FY23 GF Subsidy 52002	29,650.00
I0174219	001	0001	**ICV To -520-1100**-Aug FY23 GF Subsidy 52002	23,107.00
I0174220	001	0001	**ICV To -520-1100**-Aug FY23 GF Subsidy 52002	348,507.00
I0174221	001	0001	**ICV To -520-1100**-Aug FY22 GF Subsidy 52002	89,653.00
I0174222	001	0001	**ICV To -520-1140**-Aug FY23 GF Subsidy 52002	12,333.00
I0174223	001	0001	**ICV To -520-1160**-Aug FY23 GF Subsidy 52002	473,068.00
I0174224	001	0001	**ICV To -522-1200**-Aug FY23 GF Subsidy 52002	63,594.00
I0174364	001	0001	**ICV To -400-4931**-Correct - Golf Water June	109,130.66
I0174542	001	0001	**ICV To -053-0960**-FY23 Aug OPEBT Subsidy	1,109,528.00
PAY2036119	001	0001	Payroll Claims	10,909,597.46
PAY2037133	001	0001	Payroll Claims	589,973.36
PAY2037246	001	0001	Payroll Claims	19,930.97
			0001-GENERAL OPERATIONS-UASN Total	17,749,455.64
00509940	001	0003	Suttle Walter E	100.00
PAY2036119	001	0003	Payroll Claims	27,924.27
			0003-JUV JUSTICE-RSTR Total	28,024.27
			001-GENERAL FUND Total	17,777,479.91
00029558	003	2107	Action Safety Supply Co LLC	681.73
			2107-2010 BONDS-2007 AUTH-RSTR Total	681.73
00029548	003	2117	Wildcat Construction Co Inc	13,324.22
			2117-2011 BONDS-2007 AUTH-RSTR Total	13,324.22
00029579	003	2137	CEC Corporation	6,097.50
00029584	003	2137	Redlands Contracting LLC	138,679.58
			2137-2013 BONDS-2007 AUTH-RSTR Total	144,777.08
00029585	003	2147	Redlands Contracting LLC	33,374.90
			2147-2014 BONDS-2007 AUTH-RSTR Total	33,374.90
00029586	003	2157	Redlands Contracting LLC	149,845.62
			2157-2015 BONDS-2007 AUTH-RSTR Total	149,845.62
00509889	003	2184	Downey Contracting LLC	2,169.80
00509897	003	2184	Firetrol Protection Systems, Inc.	440.46
00510018	003	2184	CEC Corporation	472.00
			2184-2018 TXBL BONDS-2017 AUTH-RSTR Total	3,082.26
00029562	003	2187	Poe and Associates Inc	2,314.50

CITY OF OKLAHOMA CITY
CLAIMS AND PAYROLL FOR COUNCIL MEETING 08/16/22
PAYMENTS DATED FROM 08/03/22 TO 08/09/22
OCITY DOCKET # 06

Voucher #	Fund #	Oper Unit #	Vendor Name/Description	Pay Amt
00029563	003	2187	Poe and Associates Inc	3,846.00
00029564	003	2187	Poe and Associates Inc	4,092.00
			2187-2018 BONDS-2007 AUTH-RSTR Total	10,252.50
00029587	003	2198	Cimarron Construction Company	20,505.70
00029589	003	2198	MacArthur Associated Consultants LLC	1,440.00
			2198-2019 GO BONDS-2017 AUTH-RSTR Total	21,945.70
00509835	003	2204	Standard Testing and Engineering Co	545.83
00509836	003	2204	Standard Testing and Engineering Co	109.17
			2204-2020 TXBL BONDS-2017 AUTH-RSTR Total	655.00
00029549	003	2208	Wildcat Construction Co Inc	4,166.20
00029551	003	2208	Globe Construction Company	20,388.54
00029557	003	2208	C G C LLC	71,456.72
00029567	003	2208	Wildcat Construction Co Inc	277,091.53
00029583	003	2208	Midwest Engineering & Testing Corp.	430.00
00029588	003	2208	MacArthur Associated Consultants LLC	1,639.00
			2208-2020 GO BONDS- 2017 AUTH-RSTR Total	375,171.99
00029552	003	2218	Globe Construction Company	26,344.71
00029553	003	2218	Terracon Consultants Inc	3,211.88
00029554	003	2218	Terracon Consultants Inc	2,569.50
00029555	003	2218	C G C LLC	38,779.56
00029556	003	2218	C G C LLC	122,441.05
00029559	003	2218	Wildcat Construction Co Inc	104,532.68
00029560	003	2218	ECS Southwest LLP	460.00
00029561	003	2218	ECS Southwest LLP	460.00
00029565	003	2218	Wildcat Construction Co Inc	260,883.15
00029566	003	2218	GH2 Architects LLC	3,600.00
00029568	003	2218	Wildcat Construction Co Inc	441,898.18
00029569	003	2218	ECS Southwest LLP	665.84
00029570	003	2218	ECS Southwest LLP	665.83
00029571	003	2218	ECS Southwest LLP	39.16
00029572	003	2218	ECS Southwest LLP	39.17
00029573	003	2218	New Flyer of America Inc	271,766.53
00029574	003	2218	New Flyer of America Inc	271,766.53
00029575	003	2218	New Flyer of America Inc	271,766.53
00029576	003	2218	New Flyer of America Inc	271,766.53
00029577	003	2218	New Flyer of America Inc	271,766.53
00029578	003	2218	New Flyer of America Inc	271,766.53
00029580	003	2218	CEC Corporation	1,356.70
00029582	003	2218	Cimarron Construction Company	31,826.50
00029590	003	2218	Midwest Engineering & Testing Corp.	8,613.75
			2218-2021 GO BONDS-2017 AUTH-RSTR Total	2,678,986.84
00029581	003	2228	CEC Corporation	19,695.00
			2228-2022 GO BONDS-2017 AUTH-RSTR Total	19,695.00
			003-GENERAL OBLIGATION BONDS Total	3,451,792.84
00509944	017	0503	Jordan Crump	340.88
00509962	017	0503	Harrison, Jeremy M.	760.02
			0503-ENFRM & TRN-POLICE-RSTR Total	1,100.90
			017-COURT ADMIN & TRAINING Total	1,100.90

CITY OF OKLAHOMA CITY
CLAIMS AND PAYROLL FOR COUNCIL MEETING 08/16/22
PAYMENTS DATED FROM 08/03/22 TO 08/09/22
OCITY DOCKET # 06

Voucher #	Fund #	Oper Unit #	Vendor Name/Description	Pay Amt
00509653	019	6140	Bills Hauling LLC	350.00
00509654	019	6140	Bills Hauling LLC	200.00
00509710	019	6140	Saving Our Youth Community Empowerment	2,131.33
00509715	019	6140	Boys and Girls Club of Oklahoma County	12,033.22
00509735	019	6140	Createco Studios LLC	500.00
PAY2036119	019	6140	Payroll Claims	45,505.98
			6140-DEPT OF HSG & URB DEVEL-RSTR Total	60,720.53
00510097	019	6160	NicheVision Forensics LLC	18,000.00
00510098	019	6160	NicheVision Forensics LLC	12,000.00
PAY2036119	019	6160	Payroll Claims	12,369.52
			6160-DEPT OF JUSTICE-RSTR Total	42,369.52
00509761	019	6660	Stearns Conrad and Schmidt	5,800.00
PAY2036119	019	6660	Payroll Claims	2,750.96
			6660-ENVIR PROTECT AGCY-RSTR Total	8,550.96
00509693	019	6980	Eide Bailly LLP	2,275.00
00509946	019	6980	Eide Bailly LLP	2,227.50
			6980-DEPARTMENT OF THE TREASURY Total	4,502.50
00509900	019	6998	Wylie Sprayers of Oklahoma	11,676.00
PAY2036119	019	6998	Payroll Claims	2,895.59
			6998-STATE & LOCAL GRANTS-RSTR Total	14,571.59
PAY2036119	019	6999	Payroll Claims	1,810.43
			6999-NON GRANT SCHEDULE-RSTR Total	1,810.43
			019-GRANTS MANAGEMENT Total	132,525.53
00509712	020	0100	Ultimate Training Munitions Inc	1,404.92
00510099	020	0100	OKC Auto Works LLC	1,032.00
00510100	020	0100	OKC Auto Works LLC	1,704.82
00510112	020	0100	OKC Auto Works LLC	5,853.90
PAY2036119	020	0100	Payroll Claims	841,892.16
PAY2037133	020	0100	Payroll Claims	5,578.16
			0100-POLICE SALES TAX-RSTR Total	857,465.96
			020-POLICE Total	857,465.96
00509942	022	0121	T Mobile USA Inc	25.00
00510077	022	0121	FleetCor Technologies DBA Fuelman	11,758.55
00510087	022	0121	Ar'n Annie's Pet Grooming	65.00
00510108	022	0121	City of OKC-Utility Services Billing	196.59
PAY2036119	022	0121	Payroll Claims	11,905.35
			0121-STATE ASSET FORF-RSTR Total	23,950.49
00509966	022	0123	Hoffman Enterprises Inc	5,665.00
			0123-STATE ASSET FORFEITURE-CITCO Total	5,665.00
			022-ASSET FORFEITURE Total	29,615.49
00509646	030	0150	Carpet Store The	4,227.46
00509697	030	0150	Five Star Plumbing LLC	960.00
00509698	030	0150	Five Star Plumbing LLC	12,040.00
00509714	030	0150	Casco Industries Inc	1,502.50
00509760	030	0150	Casco Industries Inc	4,760.10
00509894	030	0150	Air Technologies	220.00
00509895	030	0150	Air Technologies	176.00

CITY OF OKLAHOMA CITY
CLAIMS AND PAYROLL FOR COUNCIL MEETING 08/16/22
PAYMENTS DATED FROM 08/03/22 TO 08/09/22
OCITY DOCKET # 06

Voucher #	Fund #	Oper Unit #	Vendor Name/Description	Pay Amt
00509955	030	0150	OKC Firefighters Health & Welfare Trust	288,767.10
00509961	030	0150	Air Technologies	572.00
00509976	030	0150	Northern Safety Co Inc	14,191.66
00510061	030	0150	Hoidale Company Inc	1,953.51
00510069	030	0150	Napa Auto Parts	22,038.00
00510070	030	0150	D and H United Fueling Solutions Inc	296.45
00510071	030	0150	D and H United Fueling Solutions Inc	218.77
00510072	030	0150	D and H United Fueling Solutions Inc	265.00
00510073	030	0150	D and H United Fueling Solutions Inc	1,125.00
00510082	030	0150	Casco Industries Inc	176.65
00510083	030	0150	Casco Industries Inc	4,134.51
00510102	030	0150	Casco Industries Inc	2,448.00
00510103	030	0150	Casco Industries Inc	556.05
00510104	030	0150	Casco Industries Inc	2,676.69
00510106	030	0150	Municipal Emergency Services Inc	3,297.10
PAY2036119	030	0150	Payroll Claims	749,091.83
PAY2037133	030	0150	Payroll Claims	125,612.89
			0150-FIRE SALES TAX-RSTR Total	1,241,307.27
			030-FIRE Total	1,241,307.27
00509771	039	0175	Dell Marketing LP	190,577.84
00509890	039	0175	Oklahoma Gas and Electric Company	41,066.98
00509898	039	0175	Studio Architecture P C	8,000.00
00509963	039	0175	Alexs Construction Co LLC	8,804.69
00509964	039	0175	Alexs Construction Co LLC	1,228.56
00510014	039	0175	CEC Corporation	4,000.00
00510015	039	0175	CEC Corporation	10,000.00
00510016	039	0175	CEC Corporation	36,643.00
00510017	039	0175	CEC Corporation	50,920.00
00510025	039	0175	CEC Corporation	2,305.00
00510026	039	0175	CEC Corporation	2,305.00
			0175-CAPITAL IMPROVEMENT-ASGN Total	355,851.07
			039-CAPITAL IMPROVEMENT Total	355,851.07
PAY2036119	043	0450	Payroll Claims	8,115.96
			0450-PRINT SHOP Total	8,115.96
			043-PRINT SHOP Total	8,115.96
00509790	060	0334	Western Avenue Association	8,484.88
00509791	060	0334	Western Avenue Association	7,273.84
			0334-WESTERN AVENUE BID GEN2-RSTR Total	15,758.72
00509845	060	0335	Uptown 23rd District Association	8,698.63
			0335-UPTOWN 23 BID-RSTR Total	8,698.63
00510079	060	0336	Olde Capitol Hill Council Inc	1,760.01
00510080	060	0336	Olde Capitol Hill Council Inc	4,513.01
			0336-CAPITAL HILL GEN 2-RSTR Total	6,273.02
			060-SPECIAL DISTRICTS (BID) Total	30,730.37
00509969	061	8104	TJ Campbell Construction Co	1,729.10
			8104-SPECIAL ASESMENT DISTRICT 1622 Total	1,729.10

CITY OF OKLAHOMA CITY
CLAIMS AND PAYROLL FOR COUNCIL MEETING 08/16/22
PAYMENTS DATED FROM 08/03/22 TO 08/09/22
OCITY DOCKET # 06

Voucher #	Fund #	Oper Unit #	Vendor Name/Description	Pay Amt
			061-SPECIAL ASSESSMENT DISTRICT Total	1,729.10
PAY2036119	065	5150	Payroll Claims	96,945.65
			5150-TRANSIT Total	96,945.65
			065-TRANSPORTATION Total	96,945.65
PAY2036119	066	5100	Payroll Claims	12,039.49
			5100-PARKING Total	12,039.49
			066-PARKING Total	12,039.49
PAY2036119	070	0350	Payroll Claims	193,643.21
			0350-EMER MGMT E-911-CMTD Total	193,643.21
			070-EMERGENCY MANAGEMENT Total	193,643.21
00510021	180	8021	CEC Corporation	479.20
			8021-STREETS IMPACT - CORE 1-CMTD Total	479.20
			180-IMPACT FEE FUND Total	479.20
00509688	250	0460	Kronos Incorporated	216,000.00
00509767	250	0460	Air Technologies	176.00
00509772	250	0460	Air Technologies	3,066.62
00509785	250	0460	Aqua Solutions	134.00
00509793	250	0460	Turn Key Mobile Inc	1,315.75
00509832	250	0460	Jackson Mechanical Service Inc	623.00
00509833	250	0460	Jackson Mechanical Service Inc	544.03
00509834	250	0460	Jackson Mechanical Service Inc	2,481.38
00509871	250	0460	Facility Care Inc.	1,970.00
00509992	250	0460	Chickasaw Telecommunications Services	58,920.00
00509999	250	0460	R K Black Inc	210.00
00510000	250	0460	R K Black Inc	99.20
00510001	250	0460	R K Black Inc	50.80
00510027	250	0460	Hexagon Safety and Infrastructure	294,740.28
00510096	250	0460	Byrne Software Technologies Inc	2,340.00
I0174276	250	0460	**ICV To -680-1512**-Oracle HCM Licensing	430,920.00
I0174281	250	0460	**ICV To -680-1512**-PS Enhancements and Suppo	340,000.00
I0174282	250	0460	**ICV To -682-1455**-Microsoft Azure Licenses	60,903.00
I0174353	250	0460	**ICV To -680-1512**-CITYWORKS ANNUAL MAINTEN	193,000.00
PAY2036119	250	0460	Payroll Claims	433,454.51
			0460-INFORMATION TECHNOLOGY Total	2,040,948.57
00509768	250	0461	Dell Marketing LP	5,694.48
00509770	250	0461	Dell Marketing LP	6,236.00
00509829	250	0461	Dell Marketing LP	230.99
00509987	250	0461	Dell Marketing LP	3,360.24
00509988	250	0461	Dell Marketing LP	1,809.36
			0461-INFO TECH ISF CAPITAL Total	17,331.07
			250-INFORMATION TECHNOLOGY Total	2,058,279.64
PAY2036119	285	0465	Payroll Claims	27,311.54
			0465-RISK MANAGEMENT Total	27,311.54
			285-RISK MANAGEMENT Total	27,311.54

CITY OF OKLAHOMA CITY
CLAIMS AND PAYROLL FOR COUNCIL MEETING 08/16/22
PAYMENTS DATED FROM 08/03/22 TO 08/09/22
OCITY DOCKET # 06

Voucher #	Fund #	Oper Unit #	Vendor Name/Description	Pay Amt
00509804	330	0075	OnTrack Staffing	525.85
00509827	330	0075	Waste Management of Oklahoma Inc	189.51
00509837	330	0075	Basin Environmental and Safety	1,133.44
00509952	330	0075	OnTrack Staffing	609.62
00509953	330	0075	OnTrack Staffing	201.50
00509967	330	0075	Ozarka Water and Coffee Service	1.85
00509968	330	0075	Oklahoma Turnpike Authority	28.38
PAY2036119	330	0075	Payroll Claims	339,070.85
PAY2037133	330	0075	Payroll Claims	352.62
			0075-DRAINAGE CITY OPERATIONS Total	342,113.62
00509891	330	0076	Jenco Construction Company	5,985.00
00509892	330	0076	Johnson Building Company, LLC	7,755.00
00509905	330	0076	Horizon Hydraulics LLC	18,358.34
00510022	330	0076	CEC Corporation	1,113.75
00510024	330	0076	CEC Corporation	1,972.50
			0076-DRAINAGE CAPITAL ACCOUNT Total	35,184.59
			330-STORMWATER DRAINAGE Total	377,298.21
00509716	350	0455	COTPA Parking City Billed Fees	320.00
00509717	350	0455	COTPA Parking City Billed Fees	2,480.00
00509718	350	0455	COTPA Parking City Billed Fees	320.00
00509719	350	0455	COTPA Parking City Billed Fees	1,680.00
00509720	350	0455	COTPA Parking City Billed Fees	480.00
00509722	350	0455	COTPA Parking City Billed Fees	560.00
00509723	350	0455	COTPA Parking City Billed Fees	320.00
00509724	350	0455	COTPA Parking City Billed Fees	160.00
00509725	350	0455	COTPA Parking City Billed Fees	560.00
00509727	350	0455	COTPA Parking City Billed Fees	193.50
00509728	350	0455	COTPA Parking City Billed Fees	96.75
00509730	350	0455	COTPA Parking City Billed Fees	387.00
00509731	350	0455	COTPA Parking City Billed Fees	80.00
00509732	350	0455	COTPA Parking City Billed Fees	80.00
00509886	350	0455	Penley Oil Company	655.75
I0174446	350	0455	**ICV To -520-1100**-Reverse ICV 173921	12,544.56
PAY2036119	350	0455	Payroll Claims	83,780.64
			0455-FLEET SERVICES Total	104,698.20
			350-FLEET SERVICES Total	104,698.20
00509640	399	3001	Scudder Service and Supply Inc.	85.00
00509661	399	3001	Brenntag Southwest, Inc.	4,975.20
00509665	399	3001	OnTrack Staffing	3,917.08
00509666	399	3001	OnTrack Staffing	1,743.75
00509694	399	3001	Environmental Improvements Inc	4,224.00
00509703	399	3001	Chameleon Industries Inc	8,012.40
00509711	399	3001	Haynes Equipment Company LLC	2,239.16
00509740	399	3001	Oklahoma Gas and Electric Company	83.91
00509741	399	3001	Oklahoma Gas and Electric Company	307.06
00509742	399	3001	Oklahoma Gas and Electric Company	175,576.91
00509743	399	3001	Oklahoma Gas and Electric Company	44.67

CITY OF OKLAHOMA CITY
CLAIMS AND PAYROLL FOR COUNCIL MEETING 08/16/22
PAYMENTS DATED FROM 08/03/22 TO 08/09/22
OCITY DOCKET # 06

Voucher #	Fund #	Oper Unit #	Vendor Name/Description	Pay Amt
00509744	399	3001	Oklahoma Gas and Electric Company	44.67
00509746	399	3001	Oklahoma Gas and Electric Company	38.38
00509748	399	3001	Oklahoma Gas and Electric Company	31.28
00509749	399	3001	Oklahoma Gas and Electric Company	2,960.74
00509750	399	3001	Oklahoma Gas and Electric Company	1,098.83
00509752	399	3001	Oklahoma Gas and Electric Company	38.87
00509754	399	3001	Oklahoma Gas and Electric Company	53.59
00509755	399	3001	Oklahoma Gas and Electric Company	63.28
00509756	399	3001	Oklahoma Gas and Electric Company	162.72
00509757	399	3001	Oklahoma Gas and Electric Company	44.67
00509758	399	3001	Oklahoma Gas and Electric Company	44.67
00509765	399	3001	Chemtrade Chemicals US LLC	6,944.33
00509780	399	3001	OnTrack Staffing	1,941.37
00509782	399	3001	IDEXX Distribution, Inc.	13,959.22
00509783	399	3001	IDEXX Distribution, Inc.	1,578.66
00509792	399	3001	Ferguson Waterworks	40,474.13
00509796	399	3001	Chemtrade Chemicals US LLC	28,337.40
00509797	399	3001	Chemtrade Chemicals US LLC	28,123.20
00509800	399	3001	City of OKC-Utility Services Billing	53.60
00509801	399	3001	Mississippi Lime Company	6,775.99
00509808	399	3001	Oklahoma Gas and Electric Company	44.51
00509810	399	3001	Oklahoma Gas and Electric Company	27.53
00509811	399	3001	Oklahoma Gas and Electric Company	104.61
00509812	399	3001	Oklahoma Gas and Electric Company	20,040.02
00509813	399	3001	Oklahoma Gas and Electric Company	14,979.07
00509814	399	3001	Oklahoma Gas and Electric Company	25.70
00509815	399	3001	Oklahoma Gas and Electric Company	31.43
00509816	399	3001	Oklahoma Gas and Electric Company	6,208.13
00509817	399	3001	Oklahoma Gas and Electric Company	44.68
00509818	399	3001	Oklahoma Gas and Electric Company	59,227.31
00509824	399	3001	Oklahoma Electric Cooperative	59.86
00509825	399	3001	City of Edmond	38.56
00509839	399	3001	Airgas Specialty Products Inc	10,196.40
00509840	399	3001	Airgas Specialty Products Inc	7,342.80
00509841	399	3001	Brenntag Southwest, Inc.	27,856.50
00509842	399	3001	Brenntag Southwest, Inc.	28,462.90
00509846	399	3001	VWR International LLC	3,267.62
00509863	399	3001	United Rentals North America Inc	298.00
00509865	399	3001	Heartland Ice	297.00
00509869	399	3001	Safeguard Pest Control Inc	100.00
00509884	399	3001	Herc Rentals Inc	1,705.50
00509896	399	3001	Northern Safety Co Inc	5,551.79
00509899	399	3001	AT&T Oklahoma	306.25
00509908	399	3001	Oklahoma Gas and Electric Company	117,940.81
00509909	399	3001	Oklahoma Gas and Electric Company	190,792.27
00509910	399	3001	Oklahoma Gas and Electric Company	145,204.94
00509911	399	3001	Oklahoma Gas and Electric Company	123,846.29
00509913	399	3001	Oklahoma Gas and Electric Company	260,862.85
00509956	399	3001	U S Lime Company - St. Clair	13,119.03
00509957	399	3001	U S Lime Company - St. Clair	13,481.83

CITY OF OKLAHOMA CITY
CLAIMS AND PAYROLL FOR COUNCIL MEETING 08/16/22
PAYMENTS DATED FROM 08/03/22 TO 08/09/22
OCITY DOCKET # 06

Voucher #	Fund #	Oper Unit #	Vendor Name/Description	Pay Amt
00509958	399	3001	U S Lime Company - St. Clair	17,066.04
00509959	399	3001	U S Lime Company - St. Clair	8,765.47
00509960	399	3001	U S Lime Company - St. Clair	12,526.51
00509997	399	3001	MSC Industrial Supply Co	9.92
00509998	399	3001	Midcon Data Services LLC	99.74
00510004	399	3001	Oklahoma Gas and Electric Company	14,626.23
00510006	399	3001	Oklahoma Gas and Electric Company	1,168.78
00510007	399	3001	Oklahoma Gas and Electric Company	81.91
00510008	399	3001	Oklahoma Gas and Electric Company	44.67
00510009	399	3001	Oklahoma Gas and Electric Company	44.67
00510010	399	3001	Oklahoma Gas and Electric Company	831.29
00510011	399	3001	Oklahoma Gas and Electric Company	2,578.72
00510012	399	3001	Oklahoma Gas and Electric Company	149,712.90
00510062	399	3001	Heartland Ice	297.00
00510068	399	3001	Oklahoma City Landfill, LLC	2,396.64
00510074	399	3001	Waste Management of Oklahoma Inc	2,500.50
00510086	399	3001	Chameleon Industries Inc	8,127.90
00510090	399	3001	Haynes Equipment Company LLC	11,310.05
PAY2036119	399	3001	Payroll Claims	964,794.15
PAY2037133	399	3001	Payroll Claims	14,609.49
			3001-WATER CITY OPERATIONS Total	2,597,035.51
00509819	399	3481	Oklahoma Gas and Electric Company	2,990.23
00509820	399	3481	Oklahoma Gas and Electric Company	242.27
00509821	399	3481	Oklahoma Gas and Electric Company	25.70
00509822	399	3481	Oklahoma Gas and Electric Company	544.69
PAY2036119	399	3481	Payroll Claims	262,890.65
			3481-SOLID WASTE CASH ACCOUNT Total	266,693.54
00509745	399	3501	Oklahoma Gas and Electric Company	142.72
00509747	399	3501	Oklahoma Gas and Electric Company	311.23
00509751	399	3501	Oklahoma Gas and Electric Company	25.70
00509753	399	3501	Oklahoma Gas and Electric Company	31.17
00509780	399	3501	OnTrack Staffing	1,941.37
00509805	399	3501	Oklahoma Gas and Electric Company	657.17
00509806	399	3501	Oklahoma Gas and Electric Company	33.50
00509807	399	3501	Oklahoma Gas and Electric Company	30.99
00509809	399	3501	Oklahoma Gas and Electric Company	70.31
00509914	399	3501	Oklahoma Gas and Electric Company	117.51
00509915	399	3501	Oklahoma Gas and Electric Company	47.63
00509916	399	3501	Oklahoma Gas and Electric Company	81.38
00509917	399	3501	Oklahoma Gas and Electric Company	30.81
00509918	399	3501	Oklahoma Gas and Electric Company	58.87
00509931	399	3501	Oklahoma Gas and Electric Company	80.05
00509932	399	3501	Oklahoma Gas and Electric Company	286.42
00509933	399	3501	Oklahoma Gas and Electric Company	44.25
00509998	399	3501	Midcon Data Services LLC	99.73
00510074	399	3501	Waste Management of Oklahoma Inc	1,136.64
PAY2036119	399	3501	Payroll Claims	619,883.01
			3501-WASTEWATER CITY OPERATIONS Total	625,110.46
			399-WATER UTILITIES Total	3,488,839.51

CITY OF OKLAHOMA CITY
CLAIMS AND PAYROLL FOR COUNCIL MEETING 08/16/22
PAYMENTS DATED FROM 08/03/22 TO 08/09/22
OCITY DOCKET # 06


Voucher #	Fund #	Oper Unit #	Vendor Name/Description	Pay Amt
00509650	511	0800	ImageNet Consulting LLC	31.00
00509651	511	0800	ImageNet Consulting LLC	25.00
00509652	511	0800	ImageNet Consulting LLC	133.08
00509655	511	0800	ImageNet Consulting LLC	276.58
00509656	511	0800	ImageNet Consulting LLC	11.80
00509657	511	0800	ImageNet Consulting LLC	36.27
00509658	511	0800	ImageNet Consulting LLC	31.91
00509659	511	0800	ImageNet Consulting LLC	17.66
00509660	511	0800	ImageNet Consulting LLC	23.70
00509943	511	0800	Steven Sheffield	75.00
PAY2036119	511	0800	Payroll Claims	369,616.55
PAY2037133	511	0800	Payroll Claims	4,136.21
			0800-AIRPORTS CITY OPERATIONS Total	374,414.76
			511-AIRPORTS Total	374,414.76
00509847	620	1350	Council on Law Enforcement and Training	39,112.86
00509848	620	1350	Oklahoma State Bureau of Investigation	94,408.29
00509849	620	1350	Oklahoma County Criminal Justice	75.00
00509850	620	1350	Oklahoma State Dept of Public Safety	60.00
			1350-COURTS COLLECTION FEES Total	133,656.15
			620-CUSTODIAL FUNDS Total	133,656.15
00509692	700	1751	L5 Construction LLC	20,000.00
			1751-SALES TAX ACCOUNT Total	20,000.00
			700-CITY/SCHOOLS SALES TAX Total	20,000.00
00509769	715	1778	W L McNatt and Company	390,232.45
00509831	715	1778	Kimley Horn and Associates Inc	2,363.50
00509954	715	1778	Smith Roberts Baldischwiler LLC	1,000.00
00510002	715	1778	Hargreaves Jones Landscape Architecture	11,351.99
I0173887	715	1778	**ICV To -520-1175**-EMBARC relocation exp.	2,000,000.00
			1778-MAPS3 SALES TAX-RSTR Total	2,404,947.94
			715-MAPS3 SALES TAX Total	2,404,947.94
PAY2036119	716	1780	Payroll Claims	3,997.28
			1780-MAPS3 USE TAX-CMTD Total	3,997.28
			716-MAPS3 USE TAX Total	3,997.28
00509903	730	1790	Atkins North America Inc	40,180.55
00509906	730	1790	Atkins North America Inc	3,766.92
00509949	730	1790	Kimley Horn and Associates Inc	10,008.96
00510019	730	1790	CEC Corporation	1,948.70
00510023	730	1790	CEC Corporation	29,446.75
			1790-BTR STREETS SFR CITY SSTX-RSTR Total	85,351.88
			730-BTR STREETS SFR CITY SALES TX Total	85,351.88
00509993	731	1791	Conrad Fire Equipment	298,365.00
00509995	731	1791	Metro Emergency Upfitters LLC	127,306.15
00509996	731	1791	Metro Emergency Upfitters LLC	63,254.60
00510088	731	1791	Metro Emergency Upfitters LLC	2,070.00

CITY OF OKLAHOMA CITY
CLAIMS AND PAYROLL FOR COUNCIL MEETING 08/16/22
PAYMENTS DATED FROM 08/03/22 TO 08/09/22
OCITY DOCKET # 06

Voucher #	Fund #	Oper Unit #	Vendor Name/Description	Pay Amt
00510089	731	1791	Metro Emergency Upfitters LLC	2,070.00
00510091	731	1791	Metro Emergency Upfitters LLC	2,070.00
00510092	731	1791	Metro Emergency Upfitters LLC	2,070.00
00510093	731	1791	Metro Emergency Upfitters LLC	2,070.00
00510094	731	1791	Metro Emergency Upfitters LLC	2,070.00
00510105	731	1791	Metro Emergency Upfitters LLC	3,811.10
			1791-BTR STREETS SFR CITY USE-CMTD Total	505,156.85
			731-BTR STREETS SFR CITY USE TAX Total	505,156.85
00509683	740	1782	ADG PC	186.00
00509691	740	1782	ADG PC	73,092.95
00509794	740	1782	Kimley Horn and Associates Inc	20,397.45
			1782-MAPS 4 PROGRAM-RSTR Total	93,676.40
			740-MAPS 4 PROGRAM Total	93,676.40
00509779	741	1783	Alliance for Economic Development of	4,167.00
PAY2036119	741	1783	Payroll Claims	73,170.65
			1783-MAPS 4 USE TAX OPER-CMTD Total	77,337.65
			741-MAPS 4 USE TAX Total	77,337.65
00509616	750	1602	Kristina Rimmer	82.47
00509621	750	1602	Jaurita Becker	366.91
00509639	750	1602	Brienne Grayson	108.05
			1602-ANIMAL SHELTER-RSTR Total	557.43
00509763	750	1626	National Emergency Responder Assistance	1,000.00
			1626-POLICE DONATIONS-RSTR Total	1,000.00
00509963	750	1677	Alexs Construction Co LLC	8,804.69
00509964	750	1677	Alexs Construction Co LLC	1,228.56
			1677-SDWALK REPAIR & REPL PROG-RSTR Total	10,033.25
			750-SPECIAL PURPOSE Total	11,590.68

Grand Total

33,957,378.64 ✓


Accounts Payable

08/05/2022

Date

Credit Memos issued by vendors and used to reduce amounts due for current payments are shown as bracketed amounts.

This claims listing does not include intergovernmental claims paid within the funds of the City
totalling \$6,068,103.97

INTERGOVERNMENTAL CLAIMS PROCESSED WITHIN
THE CITY OF OKLAHOMA CITY
DATED FROM 08/03/22 TO 08/09/22
OCITY DOCKET # 06

ICV #	From Fund #	From Oper Unit #	Description	To Fund #	To Oper Unit #	Amount
ICV0174324	001	0001	Move Lt. Lapuzza to correct fu	020	0100	70,344.42
ICV0174325	001	0001	Move Lt. Lapuzza to correct fu	020	0100	3,358.42
ICV0174326	001	0001	Move Lt. Lapuzza to correct fu	020	0100	8,708.00
ICV0174327	001	0001	Move Lt. Lapuzza to correct fu	020	0100	1,669.50
ICV0174328	001	0001	Move Lt. Lapuzza to correct fu	020	0100	5,876.76
ICV0174329	001	0001	Move Lt. Lapuzza to correct fu	020	0100	11,352.00
ICV0174330	001	0001	Move Lt. Lapuzza to correct fu	020	0100	1,424.86
ICV0174331	001	0001	Move Lt. Lapuzza to correct fu	020	0100	10,717.60
ICV0174332	001	0001	Move Lt. Lapuzza to correct fu	020	0100	231.25
ICV0174333	001	0001	Move Lt. Lapuzza to correct fu	020	0100	11,585.92
ICV0174334	001	0001	Move Lt. Lapuzza to correct fu	020	0100	1,565.00
ICV0174346	001	0001	Move Crime analyst OT pay	020	0100	18,035.78
ICV0174347	001	0001	Move some of Crime Analsyt pay	020	0100	19,654.64
ICV0174569	001	0001	Move Exps to General Fund	020	0100	4,557.82
ICV0174365	001	0001	FY22 June Fuel Chargeback	350	0455	2,829.14
ICV0174366	001	0001	FY22 June Fuel Chargeback	350	0455	19,790.00
ICV0174367	001	0001	FY22 June Fuel Chargeback	350	0455	2,124.38
ICV0174368	001	0001	FY22 June Fuel Chargeback	350	0455	10,241.48
ICV0174369	001	0001	FY22 June Fuel Chargeback	350	0455	4,339.00
ICV0174370	001	0001	FY22 June Fuel Chargeback	350	0455	203.59
ICV0174373	001	0001	FY22 June Fuel Chargeback	350	0455	889.25
ICV0174375	001	0001	FY22 June Fuel Chargeback	350	0455	1,009.18
ICV0174377	001	0001	FY22 June Fuel Chargeback	350	0455	366.50
ICV0174378	001	0001	FY22 June Fuel Chargeback	350	0455	88.59
ICV0174379	001	0001	FY22 June Fuel Chargeback	350	0455	70.86
ICV0174393	001	0001	FY22 June Fuel Chargeback	350	0455	4,968.82
ICV0174394	001	0001	FY22 June Fuel Chargeback	350	0455	1,789.77
ICV0174395	001	0001	FY22 June Fuel Chargeback	350	0455	6,713.98
ICV0174396	001	0001	FY22 June Fuel Chargeback	350	0455	1,424.88
ICV0174397	001	0001	FY22 June Fuel Chargeback	350	0455	1,384.85
ICV0174398	001	0001	FY22 June Fuel Chargeback	350	0455	912.63
ICV0174399	001	0001	FY22 June Fuel Chargeback	350	0455	189,038.31
ICV0174400	001	0001	FY22 June Fuel Chargeback	350	0455	2,735.03
ICV0174401	001	0001	FY22 June Fuel Chargeback	350	0455	132.95
ICV0174402	001	0001	FY22 June Fuel Chargeback	350	0455	2,840.81
ICV0174403	001	0001	FY22 June Fuel Chargeback	350	0455	5,038.83
ICV0174404	001	0001	FY22 June Fuel Chargeback	350	0455	237.85
ICV0174405	001	0001	FY22 June Fuel Chargeback	350	0455	539.20
ICV0174407	001	0001	FY22 June Fuel Chargeback	350	0455	506.02
ICV0174408	001	0001	FY22 June Fuel Chargeback	350	0455	11,182.27
ICV0174409	001	0001	FY22 June Fuel Chargeback	350	0455	2,434.15
ICV0174410	001	0001	FY22 June Fuel Chargeback	350	0455	2,619.21
ICV0174411	001	0001	FY22 June Fuel Chargeback	350	0455	7,546.76
ICV0174412	001	0001	FY22 June Fuel Chargeback	350	0455	2,369.13
ICV0174413	001	0001	FY22 June Fuel Chargeback	350	0455	673.30
ICV0174414	001	0001	FY22 June Fuel Chargeback	350	0455	164.15

ICV0174415	001	0001	FY22 June Fuel Chargeback	350	0455	184.35
ICV0174416	001	0001	FY22 June Fuel Chargeback	350	0455	275.78
ICV0174417	001	0001	FY22 June Fuel Chargeback	350	0455	18.15
ICV0174420	001	0001	FY22 June Fuel Chargeback	350	0455	161.23
ICV0174421	001	0001	FY22 June Fuel Chargeback	350	0455	845.15
ICV0174422	001	0001	FY22 June Fuel Chargeback	350	0455	3,217.98
ICV0174423	001	0001	FY22 June Fuel Chargeback	350	0455	116.34
ICV0174424	001	0001	FY22 June Fuel Chargeback	350	0455	39.92
ICV0174425	001	0001	FY22 June Fuel Chargeback	350	0455	115.70
ICV0174426	001	0001	FY22 June Fuel Chargeback	350	0455	230.91
ICV0174427	001	0001	FY22 June Fuel Chargeback	350	0455	65.52
ICV0174428	001	0001	FY22 June Fuel Chargeback	350	0455	5,046.52
ICV0174429	001	0001	FY22 June Fuel Chargeback	350	0455	364.39
ICV0174430	001	0001	FY22 June Fuel Chargeback	350	0455	394.43
ICV0174431	001	0001	FY22 June Fuel Chargeback	350	0455	4,006.82
ICV0174432	001	0001	FY22 June Fuel Chargeback	350	0455	33,909.80
ICV0174433	001	0001	FY22 June Fuel Chargeback	350	0455	1,938.28
ICV0174434	001	0001	FY22 June Fuel Chargeback	350	0455	11,784.94
ICV0174435	001	0001	FY22 June Fuel Chargeback	350	0455	9,256.49
ICV0174436	001	0001	FY22 June Fuel Chargeback	350	0455	9,980.47
ICV0174544	001	0001	Fleet Services Non Target	350	0455	276.81
ICV0174545	001	0001	Fleet Services Non Target	350	0455	853.30
ICV0174547	001	0001	Fleet Services Non Target	350	0455	617.72
ICV0174548	001	0001	Fleet Services Non Target	350	0455	300.53
ICV0174273	001	0001	Supplement spray/neuter funds	750	1647	125,000.00
ICV0174275	001	0001	PAL Exp Reimbursement	750	1699	10,200.00
0001-GENERAL OPERATIONS-UASN Total						675,488.37
001-GENERAL FUND Total						675,488.37
ICV0174307	020	0100	Re-Class of Expenditures PSST	001	0001	65,249.21
ICV0174309	020	0100	Re-Class of Expenditures PSST	001	0001	17,912.08
ICV0174311	020	0100	Re-Class of Expenditures PSST	001	0001	8,154.49
ICV0174313	020	0100	Re-Class of Expenditures PSST	001	0001	2,300.00
ICV0174315	020	0100	Re-Class of Expenditures PSST	001	0001	1,293.06
ICV0174317	020	0100	Re-Class of Expenditures PSST	001	0001	15,105.84
ICV0174319	020	0100	Re-Class of Expenditures PSST	001	0001	231.25
ICV0174321	020	0100	Re-Class of Expenditures PSST	001	0001	9,804.67
ICV0174323	020	0100	Re-Class of Expenditures PSST	001	0001	1,565.00
ICV0174306	020	0100	Re-Class of Expenditures PSST	020	0100	24,874.29
ICV0174308	020	0100	Re-Class of Expenditures PSST	020	0100	0.03
ICV0174310	020	0100	Re-Class of Expenditures PSST	020	0100	1,708.93
ICV0174312	020	0100	Re-Class of Expenditures PSST	020	0100	4,062.14
ICV0174314	020	0100	Re-Class of Expenditures PSST	020	0100	425.82
ICV0174316	020	0100	Re-Class of Expenditures PSST	020	0100	3,551.79
ICV0174318	020	0100	Re-Class of Expenditures PSST	020	0100	75.84
ICV0174320	020	0100	Re-Class of Expenditures PSST	020	0100	3,983.90
ICV0174322	020	0100	Re-Class of Expenditures PSST	020	0100	245.00
ICV0174447	020	0100	Trsf to Multi-Year OU	020	0101	1,800,000.00
ICV0174520	020	0100	CHARGEBACK-RISK MANAGEMENT	285	0465	95.00
ICV0174521	020	0100	CHARGEBACK-RISK MANAGEMENT	285	0465	265.00
ICV0174522	020	0100	CHARGEBACK-RISK MANAGEMENT	285	0465	307.00
ICV0174523	020	0100	CHARGEBACK-RISK MANAGEMENT	285	0465	1,242.00
ICV0174525	020	0100	CHARGEBACK-RISK MANAGEMENT	285	0465	2,894.00
ICV0174530	020	0100	CHARGEBACK-RISK MANAGEMENT	285	0465	26,542.00
ICV0174380	020	0100	FY22 June Fuel Chargeback	350	0455	110,679.94
ICV0174381	020	0100	FY22 June Fuel Chargeback	350	0455	347.94

ICV0174382	020	0100	FY22 June Fuel Chargeback	350	0455	579.91
ICV0174478	020	0100	CHARGEBACK-VEHICLE MAINTENANCE	350	0455	344.00
ICV0174479	020	0100	CHARGEBACK-VEHICLE MAINTENANCE	350	0455	344.00
ICV0174480	020	0100	CHARGEBACK-VEHICLE MAINTENANCE	350	0455	364.00
ICV0174485	020	0100	CHARGEBACK-VEHICLE MAINTENANCE	350	0455	94,405.00
ICV0174543	020	0100	Fleet Services Non Target	350	0455	115.38
ICV0174546	020	0100	Fleet Services Non Target	350	0455	220.28
			0100-POLICE SALES TAX-RSTR Total			2,199,288.79
			020-POLICE Total			2,199,288.79
ICV0174519	022	0121	CHARGEBACK-RISK MANAGEMENT	285	0465	86.00
			0121-STATE ASSET FORF-RSTR Total			86.00
			022-ASSET FORFEITURE Total			86.00
ICV0174524	030	0150	CHARGEBACK-RISK MANAGEMENT	285	0465	3,380.00
ICV0174532	030	0150	CHARGEBACK-RISK MANAGEMENT	285	0465	66,825.00
			0150-FIRE SALES TAX-RSTR Total			70,205.00
			030-FIRE Total			70,205.00
ICV0174468	043	0450	CHARGEBACK-ADMIN SRVCS	001	0001	11,911.00
			0450-PRINT SHOP Total			11,911.00
			043-PRINT SHOP Total			11,911.00
ICV0174471	065	5150	CHARGEBACK-ADMIN SRVCS	001	0001	24,488.00
ICV0174498	065	5150	CHARGEBACK-IT	250	0460	2,330.00
ICV0174500	065	5150	CHARGEBACK-IT	250	0460	7,146.00
			5150-TRANSIT Total			33,964.00
			065-TRANSPORTATION Total			33,964.00
ICV0174466	066	5100	CHARGEBACK-ADMIN SRVCS	001	0001	4,583.00
ICV0174467	066	5100	CHARGEBACK-ADMIN SRVCS	001	0001	5,244.00
ICV0174495	066	5100	CHARGEBACK-IT	250	0460	2,282.00
ICV0174496	066	5100	CHARGEBACK-IT	250	0460	2,282.00
ICV0174497	066	5100	CHARGEBACK-IT	250	0460	2,282.00
ICV0174383	066	5100	FY22 June Fuel Chargeback	350	0455	79.86
ICV0174477	066	5100	CHARGEBACK-VEHICLE MAINTENANCE	350	0455	258.00
			5100-PARKING Total			17,010.86
			066-PARKING Total			17,010.86
ICV0174508	070	0350	CHARGEBACK-IT	250	0460	201,018.00
ICV0174526	070	0350	CHARGEBACK-RISK MANAGEMENT	285	0465	11,260.00
			0350-EMER MGMT E-911-CMTD Total			212,278.00
			070-EMERGENCY MANAGEMENT Total			212,278.00
ICV0174463	250	0460	CHARGEBACK-ADMIN SRVCS	001	0001	150,988.00
			0460-INFORMATION TECHNOLOGY Total			150,988.00
			250-INFORMATION TECHNOLOGY Total			150,988.00
ICV0174469	330	0075	CHARGEBACK-ADMIN SRVCS	001	0001	107,869.00
ICV0174512	330	0075	CHARGEBACK-PRINT SHOP	043	0450	235.00
ICV0174502	330	0075	CHARGEBACK-IT	250	0460	15,443.00
ICV0174528	330	0075	CHARGEBACK-RISK MANAGEMENT	285	0465	15,509.00
ICV0174384	330	0075	FY22 June Fuel Chargeback	350	0455	758.17
ICV0174385	330	0075	FY22 June Fuel Chargeback	350	0455	4,223.42
ICV0174387	330	0075	FY22 June Fuel Chargeback	350	0455	3,363.01
ICV0174388	330	0075	FY22 June Fuel Chargeback	350	0455	109.94
ICV0174389	330	0075	FY22 June Fuel Chargeback	350	0455	2,968.32
ICV0174390	330	0075	FY22 June Fuel Chargeback	350	0455	172.78
ICV0174391	330	0075	FY22 June Fuel Chargeback	350	0455	1,033.61
ICV0174476	330	0075	CHARGEBACK-VEHICLE MAINTENANCE	350	0455	108.00
ICV0174481	330	0075	CHARGEBACK-VEHICLE MAINTENANCE	350	0455	700.00
ICV0174482	330	0075	CHARGEBACK-VEHICLE MAINTENANCE	350	0455	1,044.00
ICV0174483	330	0075	CHARGEBACK-VEHICLE MAINTENANCE	350	0455	1,905.00

ICV0174484	330	0075	CHARGEBACK-VEHICLE MAINTENANCE	350	0455	48,888.00
			0075-DRAINAGE CITY OPERATIONS Total			204,330.25
			330-STORMWATER DRAINAGE Total			204,330.25
ICV0174462	350	0455	CHARGEBACK-ADMIN SRVCS	001	0001	3,203.00
			0455-FLEET SERVICES Total			3,203.00
			350-FLEET SERVICES Total			3,203.00
ICV0174470	399	3001	CHARGEBACK-ADMIN SRVCS	001	0001	348,657.00
ICV0174514	399	3001	CHARGEBACK-PRINT SHOP	043	0450	1,124.00
ICV0174509	399	3001	CHARGEBACK-IT	250	0460	441,389.00
ICV0174475	399	3001	CHARGEBACK-RISK MANAGEMENT	285	0465	212,309.00
ICV0174284	399	3001	CHBK - Parts and PPE - FY22	399	3001	23.33
ICV0174286	399	3001	CHBK - Parts and PPE - FY22	399	3001	18.38
ICV0174288	399	3001	CHBK - Parts and PPE - FY22	399	3001	97.90
ICV0174290	399	3001	CHBK - Parts and PPE - FY22	399	3001	567.66
ICV0174299	399	3001	CHBK - Parts and PPE - FY22	399	3001	1,654.91
ICV0174304	399	3001	CHBK - Parts and PPE - FY22	399	3001	5,358.90
			3001-WATER CITY OPERATIONS Total			1,011,200.08
ICV0174473	399	3481	CHARGEBACK-ADMIN SRVCS	001	0001	106,306.00
ICV0174515	399	3481	CHARGEBACK-PRINT SHOP	043	0450	512.00
ICV0174504	399	3481	CHARGEBACK-IT	250	0460	20,903.00
ICV0174531	399	3481	CHARGEBACK-RISK MANAGEMENT	285	0465	29,812.00
ICV0174291	399	3481	CHBK - Parts and PPE - FY22	399	3001	1,488.47
ICV0174292	399	3481	CHBK - Parts and PPE - FY22	399	3501	1,488.46
			3481-SOLID WASTE CASH ACCOUNT Total			160,509.93
ICV0174472	399	3501	CHARGEBACK-ADMIN SRVCS	001	0001	199,240.00
ICV0174516	399	3501	CHARGEBACK-PRINT SHOP	043	0450	1,124.00
ICV0174507	399	3501	CHARGEBACK-IT	250	0460	78,154.00
ICV0174534	399	3501	CHARGEBACK-RISK MANAGEMENT	285	0465	118,648.00
ICV0174285	399	3501	CHBK - Parts and PPE - FY22	399	3501	23.34
ICV0174287	399	3501	CHBK - Parts and PPE - FY22	399	3501	18.37
ICV0174289	399	3501	CHBK - Parts and PPE - FY22	399	3501	97.90
ICV0174301	399	3501	CHBK - Parts and PPE - FY22	399	3501	1,354.02
ICV0174302	399	3501	CHBK - Parts and PPE - FY22	399	3501	948.95
			3501-WASTEWATER CITY OPERATIONS Total			399,608.58
			399-WATER UTILITIES Total			1,571,318.59
ICV0174448	511	0800	CHARGEBACK-ADMIN SRVCS	001	0001	79,399.00
ICV0174449	511	0800	CHARGEBACK-ADMIN SRVCS	001	0001	324,722.00
ICV0174510	511	0800	CHARGEBACK-PRINT SHOP	043	0450	151.00
ICV0174506	511	0800	CHARGEBACK-IT	250	0460	55,781.00
ICV0174535	511	0800	CHARGEBACK-RISK MANAGEMENT	285	0465	158,577.00
			0800-AIRPORTS CITY OPERATIONS Total			618,630.00
			511-AIRPORTS Total			618,630.00
ICV0174345	700	1751	4th Qtr Adj to PR Chgbk	716	1780	3,375.60
			1751-SALES TAX ACCOUNT Total			3,375.60
			700-CITY/SCHOOLS SALES TAX Total			3,375.60
ICV0174294	715	1778	4th Qtr Adj to PR Chgbk	716	1780	7,508.24
ICV0174295	715	1778	4th Qtr Adj to PR Chgbk	716	1780	21,860.70
ICV0174297	715	1778	4th Qtr Adj. to PR Chgbk	716	1780	49,835.43
ICV0174298	715	1778	4th Qtr Adj. to PR Chgbk	716	1780	39,997.94
ICV0174300	715	1778	4th Qtr Adj. to PR Chgbk	716	1780	2,616.98
ICV0174303	715	1778	4th Qtr Adj. to PR Chgbk	716	1780	1,720.08
ICV0174305	715	1778	4th Qtr Adj to PR Chgbk	716	1780	5,276.36
			1778-MAPS3 SALES TAX-RSTR Total			128,815.73
			715-MAPS3 SALES TAX Total			128,815.73
ICV0174464	716	1780	CHARGEBACK-ADMIN SRVCS	001	0001	14,834.00

			1780-MAPS3 USE TAX-CMTD Total			14,834.00
			716-MAPS3 USE TAX Total			14,834.00
ICV0174450	730	1790	CHARGEBACK-ADMIN SRVCS	001	0001	3,379.00
ICV0174451	730	1790	CHARGEBACK-ADMIN SRVCS	001	0001	2,457.00
ICV0174453	730	1790	CHARGEBACK-ADMIN SRVCS	001	0001	7,986.00
ICV0174454	730	1790	CHARGEBACK-ADMIN SRVCS	001	0001	5,836.00
			1790-BTR STREETS SFR CITY SSTX-RSTR Total			19,658.00
			730-BTR STREETS SFR CITY SALES TX Total			19,658.00
ICV0174335	740	1782	4th Qtr Adj to PR Chgbk	716	1780	1,520.85
ICV0174336	740	1782	4th Qtr Adj to PR Chgbk	716	1780	470.40
ICV0174337	740	1782	4th Qtr Adj. to PR Chgbk	716	1780	1,808.63
ICV0174338	740	1782	4th Qtr Adj. to PR Chgbk	716	1780	4,805.36
ICV0174339	740	1782	4th Qtr Adj to PR Chgbk	716	1780	2,361.10
ICV0174340	740	1782	4th Qtr Adj. to PR Chgbk	716	1780	58.30
ICV0174341	740	1782	4th Qtr Adj. to PR Chgbk	716	1780	10,787.94
ICV0174342	740	1782	4th Qtr Adj to PR Chgbk	716	1780	12,229.32
ICV0174343	740	1782	4th Qtr Adj. to PR Chgbk	716	1780	1,014.54
ICV0174344	740	1782	4th Qtr Adj. to PR Chgbk	716	1780	3,482.34
			1782-MAPS 4 PROGRAM-RSTR Total			38,538.78
			740-MAPS 4 PROGRAM Total			38,538.78
ICV0174465	741	1783	CHARGEBACK-ADMIN SRVCS	001	0001	84,058.00
ICV0174511	741	1783	CHARGEBACK-PRINT SHOP	043	0450	372.00
ICV0174501	741	1783	CHARGEBACK-IT	250	0460	9,750.00
			1783-MAPS 4 USE TAX OPER-CMTD Total			94,180.00
			741-MAPS 4 USE TAX Total			94,180.00
			Grand Total			6,068,103.97